

# AMERICAN STATE PAPERS.

## COMMERCE AND NAVIGATION.

1st CONGRESS.]

No. 1.

[1st SESSION.

### SHIP BUILDING.

COMMUNICATED TO THE HOUSE OF REPRESENTATIVES, APRIL 13, 1789.

*To the Honorable the Speaker and Members of the House of Representatives in the Congress of the United States of America, the petition of the shipwrights of the State of South Carolina humbly sheweth:*

**T**HAT your petitioners reflect, with pleasure, that the constitution of the United States gives the exclusive right of forming treaties and regulating commerce to the General Government of the Union, which can alone equally, safely, and effectually, exercise the same.

From the diminished state of ship building in America, and the ruinous restrictions to which our vessels are subject in foreign ports; from the distressed condition of our commerce, languishing under the most disgraceful inequalities, its benefits transferred from our own citizens to strangers, who do not, nor ever will, feel those attachments which can alone render a mercantile interest useful to a country; and, above all, mortified at the daily humiliating sight of our valuable staples lading the vessels and enriching the merchants of Powers who neither have treaties with us nor are friendly to our commerce: With deference and respect, your petitioners humbly entreat the early and earnest attention of your honorable House to these important considerations.

Enjoying a country which possesses every thing to make its commerce flourishing and its reputation respectable, there wanted but a supreme energetic system, capable of uniting its efforts and drawing its resources to a point, to render us a great and happy People. This system we trust the wisdom of the general convention has produced, and the virtue of the People confirmed. Under your able and upright administration of the ample powers it contains, we look forward, with pleasing hopes, to the period when we shall once more see public credit firmly established, private rights secured, and our citizens enjoying the blessings of a mild and active Government.

No more, we trust, shall we lament our trade almost wholly in the possession of foreigners; our vessels excluded from the ports of some nations, and fettered with restrictions in others; or *materials, the produce of our country*, which should be retained for our *own use*, exported, and increase the maritime consequence of other Powers.

To the wisdom of the General Legislature we look up for a correction of these public evils. The formation of treaties and the regulation of commerce are questions which can be committed with safety to the enlightened councils of the Union alone; it would be as unnecessary, as it would be unbecoming in us, to presume to point out the measures proper to be adopted. It is sufficient for us to join our Northern brethren in asserting that we have most severely felt the want of such a navigation act as will place our vessels upon an equality with other nations. To you, who are the only proper guardians of our general rights, we resort with confidence for redress, assured that no means will be left unattempted to remedy these evils, and to render us respectable abroad and at home.

And your petitioners, as in duty bound, will ever pray.

Signed, in the city of Charleston, this 2d day of April, A. D. 1789, by order of the shipwrights.

PAUL PRITCHARD, }  
JAMES GEORGE, } Committee.  
DAVID HAMILTON, }

1st CONGRESS.]

No. 2.

[1st SESSION.

### SHIP BUILDING.

COMMUNICATED TO THE HOUSE OF REPRESENTATIVES, MAY 4, 1789.

*To the Congress of the United States of America, the humble petition of the shipwrights, &c., inhabitants of Baltimore town:*

Amongst the advantages looked for from the National Government, is the increase of the shipping and maritime strength of the United States of America, by laws similar in their nature and operation to the British navigation acts, or laws differing only from these where a difference in the circumstances of the two countries may render any

deviation necessary. Your petitioners, on whichever side they turn their eyes, see reason to believe that the United States may soon become as powerful in shipping as any nation in the world. Perhaps it will appear, on the closest examination of the subject, that we are better prepared for a navigation act than England, when she established hers.

That generally called the British navigation act, was passed in the year 1660, at which time the registered commercial tonnage of that kingdom did not exceed 96,000. Eight years after, Sir Josiah Child says, "without this act we had not now (1668) been owners of one-half the shipping nor trade, nor should have employed one-half the seamen we do at present." From this period we find their shipping rapidly augmenting, till, in 1774, the registered commercial tonnage, alone, was near 800,000, which gives an increase, in little more than one hundred years, of about 704,000 tons of shipping.

It is worthy of notice, moreover, that, when this act passed, the English could neither dress nor dye their white woollen cloths. Their linens were chiefly imported from foreign kingdoms. They were unacquainted with the weaver's loom engine. They had made neither white writing nor printing paper. They had no manufactures of fine glass; calico printing was unknown. There was not a single wire mill in the whole kingdom; nor could they as yet tin iron plates. About this time, also, the legal interest of money was eight per cent.

With respect to our manufactures, we have several valuable ones already established, and others which it is well known want only encouragement to prove of the greatest national advantage. With respect to our shipping, we cannot pretend to offer any accurate estimate of their tonnage. It appears, however, from an authentic return, signed Thomas Irwin, Inspector General of the Imports and Exports of North America, and Register of Shipping, that the eleven States, which form the United States of America, employed, in the year 1770, *three hundred and nine thousand five hundred and thirty-four tons of shipping*; from which we think it reasonable to infer that the present tonnage belonging to the United States of America greatly exceeds the commercial tonnage of England when she passed her navigation act.

These facts encourage us to hope that our expectations from the new Government will soon be realized.

Although we joined our fellow-citizens in a general petition which embraced this object, we nevertheless have deemed it incumbent upon us, on account of its vast importance, to unite with our brethren of Charleston, and elsewhere, in bringing it before Congress disconnected with any other matter. Permit us to add, that, for want of national protection and encouragement, our shipping, that great source of strength and riches, has fallen into decay, and involved thousands in the utmost distress.

Trusting to the wisdom of Congress for a due consideration of the premises, we, as in duty bound, &c.

WILLIAM McCREERY and others.

BALTIMORE TOWN, 17th April, 1789.

[1st CONGRESS.]

No. 3.

[1st SESSION.]

### DISCRIMINATING DUTIES ON TONNAGE.

COMMUNICATED TO THE SENATE, AUGUST 5, 1789.

The committee to whom it was referred to arrange and bring forward a system to regulate the trade and intercourse between the United States and the territory of other Powers in North America and the West Indies, beg leave to report it as their opinion—

That it will be expedient to pass a law for imposing an increased duty of tonnage, for a limited time, on all foreign ships and other vessels that shall load in the United States, with the produce of the same, to any port or place in America whereto the vessels of the United States are not permitted to carry their own produce. But such a law being of the nature of a revenue law, your committee conceive that the originating a bill for that purpose, is, by the constitution, exclusively placed in the House of Representatives.

Your committee beg leave further to report, as their opinion, that it will be expedient to direct a bill to be brought in for imposing similar restraints upon the trade of the European settlements in America with the United States, that are imposed on the trade of the United States with those settlements.

P. BUTLER, *Chairman.*

[1st CONGRESS.]

No. 4.

[3d SESSION.]

### DUTIES ARISING ON TONNAGE, FOR THE YEAR ENDING SEPTEMBER 30, 1790.

COMMUNICATED TO THE HOUSE OF REPRESENTATIVES, JANUARY 6, 1791.

TREASURY DEPARTMENT, January 6, 1791.

SIR:

I have the honor to inform you that, prior to the receipt of the order of the House of Representatives, of the 30th ultimo, the formation of several returns, of the nature of those designated in their resolution, had been commenced at the treasury. It had been deemed expedient to make them up so as to include the space of one year, in order that they might exhibit the annual course of that part of the public business. One of those returns, being a general abstract of the duties on the tonnage employed in the United States, for one year, having been completed, as far as the custom house returns will admit, it is herein transmitted. Those of the impost and exports, for the same space of time, will be sent as soon as they shall be completed; and the supplementary returns, which are requisite to fulfil the order of the House, will, also, be made with the utmost expedition.

I have the honor to be, with the greatest respect, sir, your most obedient and most humble servant,

ALEXANDER HAMILTON, *Secretary of the Treasury.*

The Hon. F. A. MUEHLBERG, Esq.  
*Speaker of the House of Representatives.*

*A General Abstract of Duties arising on the Tonnage of Vessels entered into the United States, from the first of October, 1789, to the 30th of September, 1790.*

STATES.	To what Nation belonging.									
	United States.		United States and British.		United States and other foreign.		England.		France.	
	Tons.	Dolls. cts.	Tons.	Dolls.	Tons.	Dolls.	Tons.	Dolls. cts.	Tons.	Dolls. cts.
New Hampshire,	13,519	828 74	-	-	-	-	3,458 <sup>11</sup> / <sub>32</sub>	1,729 44	34	17 00
Massachusetts,	177,092	10,856 45	-	-	-	-	19,343 <sup>33</sup> / <sub>32</sub>	9,670 22	453 <sup>49</sup> / <sub>32</sub>	226 81
Rhode Island,*	9,525 <sup>54</sup> / <sub>32</sub>	571 67 <sup>1</sup> / <sub>2</sub>	-	-	-	-	95 <sup>22</sup> / <sub>32</sub>	47 86	174 <sup>31</sup> / <sub>32</sub>	52 30
Connecticut,	30,616 <sup>2</sup> / <sub>32</sub>	1,837 00	-	-	-	-	2,556	1,278 00	-	-
New York,	48,274 <sup>2</sup> / <sub>32</sub>	3,561 25	-	-	-	-	36,916 <sup>2</sup> / <sub>32</sub>	18,457 86	1,080	539 99
New Jersey,	5,514 <sup>1</sup> / <sub>32</sub>	351 23	-	-	-	-	267	133 50	79 <sup>1</sup> / <sub>2</sub>	39 62
Pennsylvania,	56,997 <sup>2</sup> / <sub>32</sub>	3,988 82	312 <sup>1</sup> / <sub>2</sub>	156 25	338 <sup>2</sup> / <sub>32</sub>	169 33	40,803 <sup>2</sup> / <sub>32</sub>	20,401 84	3,234 <sup>2</sup> / <sub>32</sub>	1,617 32
Delaware,	4,141 <sup>1</sup> / <sub>32</sub>	248 53	-	-	-	-	1,782 <sup>2</sup> / <sub>32</sub>	891 37 <sup>1</sup> / <sub>2</sub>	-	-
Maryland,	55,430 <sup>1</sup> / <sub>32</sub>	4,099 90	-	-	-	-	23,339 <sup>13</sup> / <sub>32</sub>	11,684 88	5,281	2,559 82
Virginia,	43,528 <sup>1</sup> / <sub>32</sub>	4,204 25 <sup>1</sup> / <sub>2</sub>	-	-	-	-	56,189 <sup>19</sup> / <sub>32</sub>	28,095 85	2,121 <sup>1</sup> / <sub>2</sub>	1,060 87
North Carolina,†	29,941 <sup>2</sup> / <sub>32</sub>	1,474 53	-	-	-	-	4,728 <sup>11</sup> / <sub>32</sub>	2,353 91 <sup>1</sup> / <sub>2</sub>	65	32 50
South Carolina,‡	17,379 <sup>2</sup> / <sub>32</sub>	1,178 69	-	-	-	-	17,824 <sup>2</sup> / <sub>32</sub>	8,913 42	548 <sup>22</sup> / <sub>32</sub>	274 13
Georgia,	10,634 <sup>2</sup> / <sub>32</sub>	818 64	-	-	-	-	15,040 <sup>2</sup> / <sub>32</sub>	7,519 50	363 <sup>1</sup> / <sub>2</sub>	181 90
	502,526 <sup>29</sup> / <sub>32</sub>	34,019 71	312 <sup>1</sup> / <sub>2</sub>	156 25	338 <sup>2</sup> / <sub>32</sub>	169 33	222,347 <sup>4</sup> / <sub>32</sub>	111,177 66	13,435 <sup>1</sup> / <sub>2</sub>	6,602 86

STATES.	To what Nation belonging.									
	Spain.		Holland.		Germany.		Denmark.		Portugal.	
	Tons.	Dolls. cts.	Tons.	Dolls. cts.	Tons.	Dolls. cts.	Tons.	Dolls. cts.	Tons.	Dolls. cts.
New Hampshire.	-	-	150	75 00	-	-	249	124 50	-	-
Massachusetts,	46 <sup>29</sup> / <sub>32</sub>	23 16	-	-	-	-	-	-	-	-
Rhode Island,*	-	-	-	-	-	-	-	-	-	-
Connecticut.	1,807 <sup>1</sup> / <sub>2</sub>	903 58	1,753 <sup>1</sup> / <sub>2</sub>	876 61	292 <sup>1</sup> / <sub>2</sub>	146 37	226 <sup>1</sup> / <sub>2</sub>	113 12	1,763 <sup>1</sup> / <sub>2</sub>	881 73
New York,	4,324 <sup>2</sup> / <sub>32</sub>	2,162 38	736 <sup>2</sup> / <sub>32</sub>	368 42	-	-	284 <sup>1</sup> / <sub>2</sub>	143 17	1,086 <sup>1</sup> / <sub>2</sub>	543 13
New Jersey.	408	204 00	3,284	1,642 00	509	254 50	-	-	-	-
Pennsylvania,	1,118 <sup>3</sup> / <sub>16</sub>	559 29	668 <sup>3</sup> / <sub>16</sub>	334 20 <sup>1</sup> / <sub>2</sub>	-	-	-	-	-	-
Delaware,	-	-	49 <sup>2</sup> / <sub>32</sub>	24 83	-	-	-	-	-	-
Maryland,	734 <sup>2</sup> / <sub>32</sub>	364 45	1,779 <sup>2</sup> / <sub>32</sub>	889 51	566 <sup>1</sup> / <sub>2</sub>	283 37	553 <sup>20</sup> / <sub>32</sub>	251 60	75	37 50
Virginia,	111 <sup>1</sup> / <sub>32</sub>	55 91	394 <sup>1</sup> / <sub>32</sub>	197 02	-	-	306 <sup>2</sup> / <sub>32</sub>	153 12	-	-
North Carolina,†	-	-	-	-	-	-	-	-	-	-
South Carolina,‡	-	-	-	-	-	-	-	-	-	-
Georgia,	-	-	-	-	-	-	-	-	-	-
	8,551 <sup>23</sup> / <sub>32</sub>	4,272 77	8,815 <sup>19</sup> / <sub>32</sub>	4,407 59 <sup>1</sup> / <sub>2</sub>	1,368 <sup>11</sup> / <sub>32</sub>	684 24	1,619 <sup>1</sup> / <sub>32</sub>	784 51	2,924 <sup>1</sup> / <sub>2</sub>	1,462 36

STATES.	To what Nation belonging.									
	Ireland.		Sweden.		Prussia.		Total.	Total.	American coasting vessels.	American vessels employed in the fisheries.
	Tons.	Dolls. cts.	Tons.	Dolls. cts.	Tons.	Dolls. cts.	Dolls. cts.	Tons.	Tons.	
New Hampshire,	-	-	-	-	-	-	2,575 18	17,011	1,670	473
Massachusetts,	150	75 00	-	-	-	-	21,027 98	197,369 <sup>29</sup> / <sub>32</sub>	53,073	24,826
Rhode Island,*	-	-	-	-	-	-	694 99 <sup>1</sup> / <sub>2</sub>	9,841 <sup>1</sup> / <sub>2</sub>	1,626	838
Connecticut,	-	-	-	-	-	-	3,115 00	33,172 <sup>1</sup> / <sub>2</sub>	6,330	-
New York,	-	-	-	-	-	-	25,480 51	92,113 <sup>1</sup> / <sub>2</sub>	6,203	-
New Jersey,	-	-	-	-	-	-	524 35	5,860 <sup>1</sup> / <sub>2</sub>	3,429	-
Pennsylvania,	1,800	900 00	-	-	-	-	30,449 66	109,918 <sup>1</sup> / <sub>2</sub>	6,055	-
Delaware,	-	-	-	-	-	-	1,139 90 <sup>1</sup> / <sub>2</sub>	5,924 <sup>1</sup> / <sub>2</sub>	1,461	-
Maryland,	-	-	-	-	-	-	20,445 10	88,254 <sup>1</sup> / <sub>2</sub>	16,099	60
Virginia,	83 <sup>4</sup> / <sub>16</sub>	41 70	182 <sup>7</sup> / <sub>16</sub>	91 50	-	-	34,387 67	103,893 <sup>3</sup> / <sub>16</sub>	9,914	55
North Carolina,†	213 <sup>3</sup> / <sub>16</sub>	106 95	128 <sup>1</sup> / <sub>16</sub>	64 09	-	-	4,056 81 <sup>1</sup> / <sub>2</sub>	35,126 <sup>3</sup> / <sub>16</sub>	5,723	-
South Carolina,‡	900 <sup>2</sup> / <sub>16</sub>	450 01	-	-	-	-	12,642 68	40,360 <sup>1</sup> / <sub>16</sub>	508	-
Georgia,	-	-	-	-	394 <sup>1</sup> / <sub>16</sub>	197 02	8,926 09	27,245 <sup>1</sup> / <sub>16</sub>	1,090	-
	3,147 <sup>29</sup> / <sub>32</sub>	1,573 66	311	155 59	394 <sup>1</sup> / <sub>16</sub>	197 02	165,465 93 <sup>1</sup> / <sub>2</sub>	766,091 <sup>19</sup> / <sub>32</sub>	113,181	26,522

\* The returns from this State did not commence until the 21st of June, 1790.

† The returns from North Carolina did not commence until the 11th of March, 1790.

‡ The returns from Charleston for three quarters only, have been received; that from the 1st of July to the 30th of September, is wanting, and not included.

*Recapitulation of the foregoing Abstract.*

	Tons.
Total tonnage of the United States—	
American vessels employed in the foreign trade, - - - -	363,093 $\frac{1}{2}$
Do. coasters above twenty tons, - - - -	113,181
Do. on the fisheries, - - - -	26,252
	502,526 $\frac{1}{2}$
Total foreign tonnage, - - - -	262,913 $\frac{1}{2}$
United States and British, - - - -	312 $\frac{1}{2}$
Do. and other foreign, - - - -	338 $\frac{1}{2}$
	675 $\frac{1}{2}$
Total, - - - -	766,091 $\frac{1}{2}$

1st CONGRESS.]

No. 5.

[3d SESSION.]

## FISHERIES.

COMMUNICATED TO THE HOUSE OF REPRESENTATIVES, FEBRUARY 4, 1791.

PHILADELPHIA, February 2, 1791.

SIR:

I have now the honor of enclosing you the report on the subject of the fisheries of the United States, which the House of Representatives had required from me. However long the delay, I can assure you, sir, with truth, that it has not been a moment longer than the difficulty of procuring and digesting the materials necessarily occasioned.

I enclose, at the same time, extracts from a letter of Mr. Short, the Chargé des Affaires of the United States in France, which came to hand after the report was finished. From this, there is reason to apprehend that our whale oils will be excluded from the markets of that country, and perhaps that they are so already. The measures necessary to prevent or to retrieve this loss, rest on the wisdom of the Legislature.

I have the honor to be, with sentiments of the most profound respect,

Sir, your most obedient and most humble servant,

TH: JEFFERSON.

The SPEAKER of the House of Representatives.

The Secretary of State, to whom was referred by the House of Representatives, the representation from the General Court of the Commonwealth of Massachusetts, on the subjects of the cod and whale fisheries, together with the several papers accompanying it, has had the same under consideration, and thereupon makes the following report:

The representation sets forth that, before the late war, about four thousand seamen, and twenty-four thousand tons of shipping, were annually employed from that State, in the whale fishery, the produce whereof was about three hundred and fifty thousand pounds lawful money a year.

That, previous to the same period, the cod fishery of that State employed four thousand men, and twenty-eight thousand tons of shipping, and produced about two hundred and fifty thousand pounds a year.

That these branches of business, annihilated during the war, have been, in some degree, recovered since; but that they labor under many and heavy embarrassments, which, if not removed, or lessened, will render the fisheries every year less extensive and important.

That these embarrassments are, heavy duties on their produce abroad, and bounties on that of their competitors; and duties at home on several articles, particularly used in the fisheries.

And it asks that the duties be taken off; that bounties be given to the fishermen; and the national influence be used abroad, for obtaining better markets for their produce.

The cod and whale fisheries, carried on by different persons, from different ports, in different vessels, in different seas, and seeking different markets, agree in one circumstance, in being as unprofitable to the adventurer, as important to the public. A succinct view of their rise, progress, and present state, with different nations, may enable us to note the circumstances which have attended their prosperity, and their decline; to judge of the embarrassments which are said to oppress ours; to see whether they depend on our own will, and may, therefore, be remedied immediately by ourselves, or, whether depending on the will of others, they are without the reach of remedy from us, either directly or indirectly.

Their history being as unconnected as their practice, they shall be separately considered.

Within twenty years after the supposed discovery of Newfoundland, by the Cabots, we find that the abundance of fish on its banks, had already drawn the attention of the People of Europe. For, as early as 1517, or 1519, we are told of fifty ships being seen there at one time. The first adventurers in that fishery were the Biscayans, of Spain, the Basques and Bas Bretons, of France, all united anciently in language, and still in habits, and in extreme poverty. The last circumstance enabled them long to retain a considerable share of the fishery. In 1577, the French had one hundred and fifty vessels there; the Spaniards had still one hundred, and the Portuguese fifty, when the English had only fifteen. The Spaniards and Portuguese seem at length to have retired silently, the French and English claiming the fishery exclusively, as an appurtenance to their adjacent colonies, and the profits being too small for nations surcharged with the precious metals proceeding from their mines.

Without materials to trace the intermediate progress, we only know that, so late as 1744, the French employed there five hundred and sixty-four ships, and twenty-seven thousand five hundred seamen, and took one million two hundred and forty-six thousand quintals of fish, which was three times the extent to which England and her colonies together, carried this fishery at that time.

The English, in the beginning of the seventeenth century, had employed, generally, about one hundred and fifty vessels in the Newfoundland fishery. About 1670, we find them reduced to eighty, and one hundred, the inhabitants of New England beginning now to supplant them. A little before this, the British Parliament perceiving that their citizens were unable to subsist on the scanty profits which sufficed for their poorer competitors, endeavored to give them some advantage by prohibiting the importation of foreign fish; and, at the close of the century, they formed some regulations for their government and protection, and remitted to them some duties. A successful war enabled them, in 1713, to force from the French a cession of the Island of Newfoundland: under these encouragements, the English and American fisheries began to thrive. In 1731, we find the English take two hundred thousand quintals of fish, and the Americans two hundred and thirty thousand, besides the refuse fish, not fit for European markets.

They continue to gain ground, and the French to lose it, insomuch that, about 1755, they are said to have been on a par; and, in 1768, the French have only two hundred and fifty-nine vessels, of twenty-four thousand four hundred and twenty tons, nine thousand seven hundred and twenty-two seamen, taking two hundred thousand quintals, while America alone, for some three or four years before that, and so on, to the commencement of the late war, employed six hundred and sixty-five vessels, of twenty-five thousand six hundred and fifty tons, and four thousand four hundred and five seamen, and took from three hundred and fifty thousand to upwards of four hundred thousand quintals of fish, and England a still greater quantity, five hundred and twenty-six thousand quintals, as is said.

Spain had formally relinquished her pretensions to a participation in these fisheries, at the close of the preceding war; and, at the end of this, the adjacent continent and islands being divided between the United States, the English, and French, (for the last retained two small islands merely for this object) the right of fishing was appropriated to them also.

France, sensible of the necessity of balancing the power of England, on the water, and, therefore, of improving every resource for raising seamen, and seeing that her fishermen could not maintain their competition without some public patronage, adopted the experiment of bounties on her own fish, and duties on that of foreign nations brought into her markets. But, notwithstanding this, her fisheries dwindle, from a change taken place, insensibly, in the character of her navigation, which, from being the most economical, is now become the most expensive. In 1786, she is said to have employed but seven thousand men in this fishery, and to have taken four hundred and twenty-six thousand quintals; and, in 1787, but six thousand men, and one hundred and twenty-eight thousand quintals. She seems not yet sensible that the unthriftiness of her fisheries proceeds from the want of economy, and not the want of markets; and that the encouragement of our fishery abridges that of a rival nation, whose power on the ocean has long threatened the loss of all balance on that element.

The plan of the English Government, since the peace, has been to prohibit all foreign fish in their markets, and they have given from eighteen to fifty pounds sterling on every fishing vessel complying with certain conditions. This policy is said to have been so far successful, as to have raised the number of seamen employed in that business, in 1786, to fourteen thousand, and the quantity of fish taken, to 732,000 quintals. The table No. 1, hereto annexed, will present to the eye this history more in detail.

The fisheries of the United States, annihilated during the war; their vessels, utensils, and fishermen destroyed; their markets in the Mediterranean and British America lost, and their produce dutied in those of France; their competitors, enabled by bounties to meet and undersell them at the few markets remaining open, without any public aid, and, indeed, paying aids to the public;—such were the hopeless auspices under which this important business was to be resumed. Yet, it was resumed, and, aided by the mere force of natural advantages, they employed, during the years 1786, 1787, 1788, and 1789, on an average, five hundred and thirty-nine vessels, of nineteen thousand one hundred and eighty-five tons, three thousand two hundred and eighty-seven seamen, and took two hundred and fifty thousand six hundred and fifty quintals of fish. (See No. 2.) And an official paper (No. 3) shows that, in the last of those years, our exportation amounted to three hundred and seventy-five thousand and twenty quintals, and thirty thousand four hundred and sixty-one barrels; deduction made of three thousand seven hundred and one quintals, and six thousand three hundred and forty-three barrels of foreign fish, received and re-exported. (See No. 4.) Still, however, the calculations in (No. 5) which accompany the representation, show that the profits of the sales in the years 1787 and 1788, were too small to afford a living to the fishermen, and on those of 1789, there was such a loss as to withdraw thirty-three vessels, of the town of Marblehead alone, from the further pursuit of this business; and the apprehension is, that, without some public aid, those still remaining will continue to withdraw, and this whole commerce be engrossed by a single nation.

This rapid view of the cod fishery enables us to discern under what policy it has flourished or declined in the hands of other nations, and to mark the fact, that it is too poor a business to be left to itself, even with the nation the most advantageously situated.

It will now be proper to count the advantages which aid, and the disadvantages which oppose us, in this conflict.

Our advantages are—

1. The neighborhood of the great fisheries, which permits our fishermen to bring home their fish to be salted by their wives and children.
2. The shore fisheries, so near at hand, as to enable the vessels to run into port in a storm, and so lessen the risk, for which distant nations must pay insurance.
3. The winter fisheries, which, like household manufactures, employ portions of time, which would otherwise be useless.
4. The smallness of the vessels, which the shortness of the voyage enables us to employ, and which, consequently, require but a small capital.
5. The cheapness of our vessels, which do not cost above the half of the Baltic fir vessels, computing price and duration.
6. Their excellence as sea boats, which decreases the risk and quickens the returns.
7. The superiority of our mariners in skill, activity, enterprise, sobriety, and order.
8. The cheapness of provisions.
9. The cheapness of casks, which, of itself, is said to be equal to an extra profit of 15 per cent.

These advantages are of such force, that, while experience has proved that no other nation can make a mercantile profit on the Newfoundland fishery, nor can support it without national aid, we can make a living profit, if vent for our fish can be procured.

Of the disadvantages opposed to us, those which depend on ourselves, are—

Tonnage and naval duties on the vessels employed in the fishery.

Impost duties on salt.

On tea, rum, sugar, molasses, hooks, lines, and leads, duck, cordage, and cables, iron, hemp, and twine, used in the fishery; coarse woollens, worn by the fishermen, and the poll tax levied by the State on their persons. The statement No. 6, shows the amount of these, exclusive of the State tax and drawback on the fish exported, to be \$5 25 per man, or \$57 75 per vessel of sixty-five tons. When a business is so nearly in equilibrio that one can hardly discern whether the profit be sufficient to continue it or not, smaller sums than these suffice to turn the scale against it. To these disadvantages, add ineffectual duties on the importation of foreign fish. In justification of these last, it is urged that the foreign fish received, is in exchange for the produce of agriculture. To which it may be answered, that the thing given, is more merchantable than that received in exchange, and that agriculture has too many markets to be allowed to take away those of the fisheries. It will rest, therefore, with the wisdom of the Legislature to decide, whether prohibition should not be opposed to prohibition, and high duty to high duty, on the fish of other nations; whether any, and which, of the naval and other duties may be remitted, or an equivalent given to the fisherman, in the form of a drawback, or bounty; and whether the loss of markets abroad, may not, in some degree, be compensated, by creating markets at home; to which might contribute the constituting fish a part of the military ration, in stations not too distant from navigation, a part of the necessary sea stores of vessels, and the encouraging private individuals to let the fisherman share with the cultivator, in furnishing the supplies of the table. A habit introduced from motives of patriotism, would soon be followed from motives of taste; and who will undertake to fix limits to this demand, if it can be once excited, with a nation which doubles, and will long continue to double, at very short periods?

Of the disadvantages which depend on others, are—

1. The loss of the Mediterranean markets.
2. Exclusions from the markets of some of our neighbors.
3. High duties in those of others; and,
4. Bounties to the individuals in competition with us.

The consideration of these will find its place more aptly, after a review of the condition of our whale fishery shall have led us to the same point. To this branch of the subject, therefore, we will now proceed.

The whale fishery was first brought into notice of the southern nations of Europe, in the fifteenth century, by the same Biscayans and Basques who led the way to the fishery of Newfoundland. They began it on their own coasts, but soon found that the principal residence of the whale was in the Northern seas, into which, therefore, they pursued him. In 1578, they employed twenty-five ships in that business. The Dutch and Hamburgers took it up after this, and about the middle of the seventeenth century the former employed about two hundred ships, and the latter three hundred and fifty.

The English endeavored also to participate of it. In 1672, they offered to their own fishermen a bounty of six shillings a ton, on the oil they should bring home, and instituted, at different times, different exclusive companies, all of which failed of success. They raised their bounty, in 1733, to twenty shillings a ton, on the admeasurement of the vessel. In 1740, to thirty shillings, with a privilege to the fishermen against being impressed. The Basque fishery, supported by poverty alone, had maintained but a feeble existence, before competitors, aided by the bounties of their nation, and was, in fine, annihilated by the war of 1745, at the close of which, the English bounty was raised to forty shillings. From this epoch, their whale fishery went on between the limits of twenty-eight and sixty-seven vessels, till the commencement of the last war.

The Dutch, in the mean time, had declined gradually to about one hundred and thirty ships, and have, since that, fallen down to less than half that number. So that their fishery, notwithstanding a bounty of thirty florins a man, as well as that of Hamburg, is now nearly out of competition.

In 1715, the Americans began their whale fishery. They were led to it at first by the whales which presented themselves on their coasts. They attacked them there in small vessels of forty tons. As the whale, being infested, retired from the coast, they followed him farther and farther, into the ocean, still enlarging their vessels, with their adventures, to 60, 100, and 200 tons. Having extended their pursuit to the Western Islands, they fell in, accidentally, with the spermaceti whale, of a different species from that of Greenland, which alone had been hitherto known in commerce: more fierce and active, and whose oil and head matter was found to be more valuable, as it might be used in the interior of houses, without offending the smell. The distinction now first arose between the Northern and Southern fisheries; the object of the former being the Greenland whale, which frequents the Northern coasts and seas of Europe and America; that of the latter being the spermaceti whale, which was found in the Southern seas, from the Western Islands and coast of Africa, to that of Brazil, and still on to the Falkland Islands. Here, again, within soundings, on the coast of Brazil, they found a third species of whale, which they called the black or Brazil whale, smaller than the Greenland, yielding a still less valuable oil, fit only for summer use, as it becomes opaque at 50 degrees of Fahrenheit's thermometer, while that of the spermaceti whale is limpid to 41, and of the Greenland whale to 36, of the same thermometer. It is only worth taking, therefore, when it falls in the way of the fishermen, but not worth seeking, except when they have failed of success against the spermaceti whale, in which case, this kind, easily found and taken, serves to moderate their loss.

In 1771, the Americans had 183 vessels, of 13,820 tons, in the Northern fishery, and 121 vessels, of 14,020 tons, in the Southern, navigated by 4,059 men. At the beginning of the late war, they had 177 vessels in the Northern, and 132 in the Southern fishery. At that period, our fishery being suspended, the English seized the opportunity of pushing theirs. They gave additional bounties of £500, 400, 300, 200, 100 sterling, annually, to the five ships which should take the greatest quantities of oil. The effect of which was such, as, by the year 1786, to double the quantity of common oil necessary for their own consumption. Finding, on a review of the subject, at that time, that their bounties had cost the Government £13 10s. sterling a man, annually, or sixty per cent. on the cargoes, a part of which went consequently to ease the purchases of this article made by foreign nations, they reduced the northern bounty from forty to thirty shillings the ton of admeasurement.

They had, some little time before, turned their attention to the Southern fishery, had given very great bounties in it, and had invited the fishermen of the United States to conduct their enterprises. Under their guidance, and with such encouragement, this fishery, which had only begun with them in 1784 or 1785, was rising into value. In 1788, they increased their bounties, and the temptations to our fishermen, under the general description of *foreigners who had been employed in the whale fishery*, to pass over with their families and vessels to the British dominions, either in America or Europe, but preferably to the latter. The effect of these measures had been prepared, by our whale oils becoming subject, in their market, to the foreign duty of £18 5s. sterling the ton, which, being more than equal to the price of the common oil, operated as a prohibition on that, and gave to their own spermaceti oil a preference over ours to that amount. The particulars of this history are presented to the eye more in detail in the table No. 7.

The fishermen of the United States, left without resource, by the loss of their market, began to think of accepting the British invitation, and of removing, some to Nova Scotia, preferring smaller advantages in the neighborhood of their ancient country and friends, others to Great Britain, postponing country and friends to high premiums.

The Government of France could not be inattentive to these proceedings. They saw the danger of letting 4 or 5,000 seamen, of the best in the world, be transferred to the marine strength of another nation, and carry over with them an art, which they possessed almost exclusively. To give time for a counterplan, the Marquis de Lafayette, the valuable friend and citizen of this, as well as that country, wrote to a gentleman in Boston, to dissuade the fishermen from accepting the British proposals, and to assure them that their friends in France would endeavor to do something for them. A vessel was then arrived from Halifax, at Nantucket, to take off those who had proposed to remove. Two families had gone aboard, and others were going. In this moment, the letter arriving, suspended their designs. Not another went aboard, and the vessel returned to Halifax with only the two families.

The plan adopted by the French ministry, very different from that of the first mover, was to give a counter invitation to the Nantucket men to remove and settle in Dunkirk, offering them a bounty of fifty livres (between nine and ten dollars) a ton on the admeasurement of the vessels they should equip for the whale fishery, with some other advantages. Nine families only, of 33 persons, accepted the invitation. This was in 1785. In 1786, the ministry were led to see that their invitation would produce but little effect, and that the true means of preventing the emigration of our fishermen to the British dominions would be to enable them still to follow their calling from their native country, by giving them a new market for their oils, instead of the old one they had lost. The duties were, therefore, abated on American whale oil immediately, and a further abatement promised by the letter No. 8, and, in December, 1787, the arrêt No. 9 was passed.

The rival fishermen immediately endeavored to turn this measure to their own advantage, by pouring their whale oils into the markets of France, where they were enabled, by the great premiums received from their Government, perhaps, too, by extraordinary indemnifications, to undersell both the French and American fishermen. To repel this measure, France shut her ports to all foreign fish oils whatever, by the arrêt No. 10. The British whale fishery fell, in consequence, the ensuing year, from 222 to 178 ships. But this general exclusion had palsied our fishery also. On the 7th of December, 1788, therefore, by the arrêt No. 11, the ports of France, still remaining shut to all other nations, were again opened to the produce of the whale fisheries of the United States, continuing, however, their endeavors to recover a share in this fishery themselves, by the aid of our fishermen. In 1784, 1785, 1786, they had had 4 ships. In 1787, three. In 1788, seventeen in the two fisheries, of 4,500 tons. These cost them in bounty 225,000 livres, which, divided on 1,550 tons of oil, the quantity they took, amounted to 145 livres (near 27 dollars) the ton, and, on about one hundred natives on board the seventeen ships, (for there were one hundred and fifty Americans engaged by the voyage) came to 2,250 livres, or about 416½ dollars a man.

We have had, during the years 1787, 1788, and 1789, on an average, ninety-one vessels, of 5,820 tons, in the Northern, and thirty-one, of 4,390 tons, in the Southern fishery. See No. 12.

These details will enable Congress to see with what a competition we have to struggle for the continuance of this fishery, not to say its increase. Against prohibitory duties in one country, and bounties to the adventurers in both of those which are contending with each other for the same object, ours have no auxiliaries, but poverty and rigorous economy. The business, unaided, is a wretched one. The Dutch have peculiar advantages for the Northern fishery, as being within six or eight days' sail of the grounds, as navigating with more economy than any other nation

in Europe, their seamen content with lower wages, and their merchants with lower profit. Yet the memorial No. 13, from a committee of the whale merchants to the States General of Holland, in the year 1775, states that fourteen millions of guilders, equal to five millions six hundred thousand dollars, had been lost in that fishery in forty-seven years, being about one hundred and twenty thousand dollars a year. The States General, thereupon, gave a bounty of thirty guilders a man to the fishermen. A person intimately acquainted with the British whale fishery, and whose information merits confidence, has given assurance that the ships employed in their Northern fishery, in 1788, sunk £800 each, on an average, more than the amount of the produce and bounties. An English ship of 300 tons, and 42 seamen, in this fishery, generally brings home, after a four months' voyage, twenty-five tons of oil, worth £437 10s. sterling; but the wages of the officers and seamen will be £400; there remain but £37 10s., not worth taking into account, towards the outfit and merchants' profit. These, then, must be paid by the Government; and it is on this idea that the British bounty is calculated.

Our vessels for the Northern fishery average 64 tons, and cost, when built, fitted out, and victualled for the first voyage, about three thousand dollars. They have taken, on an average, the three last years, according to the statement No. 12, eighteen tons of oil, worth, at our market, nine hundred dollars, which are to pay all expenses, and subsist the fishermen and merchant. Our vessels for the Southern fishery average 140 tons, and cost, when built, fitted out, and victualled, for their first voyage, about six thousand five hundred dollars. They have taken, on an average, the three last years, according to the same statement, thirty-two tons of oil, each, worth at our market three thousand two hundred dollars, which are, in like manner, to pay all expenses and subsist the owners and navigators. These expenses are great, as the voyages are generally of twelve months' duration. No hope can arise of their condition being bettered by an augmentation of the price of oil. This is kept down by the competition of the vegetable oils, which answer the same purposes, not quite so well, but well enough to become preferable, were the price to be raised, and so well, indeed, as to be more generally used than the fish oils for lighting houses and cities.

The American whale fishery is principally followed by the inhabitants of the island of Nantucket—a sand bar of about fifteen miles long, and three broad, capable of maintaining, by its agriculture, about twenty families; but it employed in these fisheries, before the war, between 5 or 6,000 men and boys; and, in the only harbor it possesses, it had one hundred and forty vessels, one hundred and thirty two of which were of the larger kind, as being employed in the Southern fishery. In agriculture, then, they have no resource; and, if that of their fishery cannot be pursued from their own habitations, it is natural they should seek others from which it can be followed, and preferably those where they will find a sameness of language, religion, laws, habits, and kindred. A foreign emissary has lately been among them, for the purpose of renewing the invitations to a change of situation. But, attached to their native country, they prefer continuing in it, if their continuance there can be made supportable.

This brings us to the question, what relief does the condition of this fishery require?

1. A remission of duties on the articles used for their calling.
2. A retaliating duty on foreign oils, coming to seek a competition with them in or from our ports.
3. Free markets abroad.

1. The remission of duties will stand on nearly the same ground with that to the cod fishermen.
2. The only nation whose oil is brought hither for competition with our own, makes ours pay a duty of about 92 dollars the ton, in their ports. Theirs is brought here, too, to be reshipped fraudulently, under our flag, into ports where it could not be received under theirs, and ought not to be covered by ours, if we mean to preserve our own admission into them.

The 3d and principal object is to find markets for the vent of oil.

Portugal, England, Holland, Sweden, Denmark, Prussia, Russia, the Hanse towns, supply themselves and something more. Spain and Italy receive supplies from England, and need the less, as their skies are clearer. France is the only country which can take our surplus, and they take principally of the common oil; as the habit is but commencing with them of ascribing a just value to that of the spermaceti whale. Some of this, however, finds its vent there. There was, indeed, a particular interest perpetually soliciting the exclusion of our oils from their markets. The late Government there saw well that what we should lose thereby would be gained by others, not by themselves. And we are to hope that the present Government, as wise and friendly, will also view us, not as rivals, but as co-operators against a common rival. Friendly arrangements with them, and accommodation to mutual interest, rendered easier by friendly dispositions existing on both sides, may long secure to us this important resource for our seamen. Nor is it the interest of the fishermen alone, which calls for the cultivation of friendly arrangements with that nation; besides five-eighths of our whale oil, and two-thirds of our salted fish, they take from us one-fourth of our tobacco, three-fourths of our live stock, (No. 14) a considerable and growing portion of our rice, great supplies, occasionally, of other grain; in 1789, which, indeed, was extraordinary, four millions of bushels of wheat, and upwards of a million of bushels of rye and barley, (No. 15) and nearly the whole carried in our own vessels. (No. 16.) They are a free market now, and will, in time, be a valuable one for our ships and ship timber, pot ash, and peltry.

England is the market for the greatest part of our spermaceti oil. They impose on all our oils, a duty of £18 5s. sterling the ton, which, as to the common kind, is a prohibition, as has been before observed, and, as to that of the spermaceti, gives a preference of theirs over ours to that amount, so as to leave, in the end, but a scanty benefit to the fishermen; and, not long since, by a change of construction, without any change of law, it was made to exclude our oils from their ports, when carried in our vessels. On some change of circumstance, it was construed back again to the reception of our oils, on paying always, however, the same duty of £18 5s. This serves to show that the tenure by which we hold the admission of this commodity in their markets, is as precarious as it is hard. Nor can it be announced that there is any disposition on their part to arrange this or any other commercial matter, to mutual convenience. The ex parte regulations which they have begun, for mounting their navigation on the ruins of ours, can only be opposed by counter regulations on our part. And the loss of seamen, the natural consequence of lost and obstructed markets for our fish and oil, calls, in the first place, for serious and timely attention. It will be too late when the seaman shall have changed his vocation, or gone over to another interest. If we cannot recover and secure for him these important branches of employment, it behooves us to replace them by others equivalent. We have three nurseries for forming seamen:

1. Our coasting trade, already on a safe footing.
2. Our fisheries, which, in spite of natural advantages, give just cause of anxiety.
3. Our carrying trade, the only resource of indemnification for what we lose in the other. The produce of the United States, which is carried to foreign markets, is extremely bulky. That part of it now in the hands of foreigners, and which we may resume into our own, without touching the rights of those nations who have met us in fair arrangements by treaty, or the interests of those, who, by their voluntary regulations, have paid so just and liberal a respect to our interests, as being measured back to them again, places both parties on as good ground, perhaps, as treaties could place them—the proportion, I say, of our carrying trade, which may be resumed without affecting either of these descriptions of nations, will find constant employment for ten thousand seamen, be worth two millions of dollars, annually, will go on augmenting with the population of the United States, secure to us a full indemnification for the seamen we lose, and be taken wholly from those who force us to this act of self-protection, in navigation.

Hence, too, would follow, that their Newfoundland ships, not receiving provisions from us in their bottoms, nor permitted (by a law of their own) to receive in ours, must draw their subsistence from Europe, which would increase that part of their expenses in the proportion of four to seven, and so far operate as a duty towards restoring the level between them and us. The tables Nos. 2 and 12, will show the quantity of tonnage, and, consequently, the mass of seamen whose interests are in distress; and No. 17, the materials for indemnification.

If regulations exactly the counterpart of those established against us, would be ineffectual, from a difference of circumstances, other regulations equivalent can give no reasonable ground of complaint to any nation. Admitting their right of keeping their markets to themselves, ours cannot be denied of keeping our carrying trade to ourselves. And if there be any thing unfriendly in this, it was in the first example.

The loss of seamen, unnoticed, would be followed by other losses in a long train. If we have no seamen, our ships will be useless, consequently, our ship timber, iron, and hemp; our ship building will be at an end, ship carpenters go over to other nations, our young men have no call to the sea, our produce, carried in foreign bottoms, be saddled with war-freight and insurance in times of war; and the history of the last hundred years shows, that the nation which is our carrier has three years of war for every four years of peace. (No. 18.) We lose, during the same periods, the carriage for belligerent Powers, which the neutrality of our flag would render an incalculable source of profit; we lose at this moment the carriage of our own produce, to the annual amount of two millions of dollars, which, in the possible progress of the encroachment, may extend to five or six millions, the worth of the whole, with an increase in the proportion of the increase of our numbers. It is easier, as well as better, to stop this train at its entrance, than when it shall have ruined or banished whole classes of useful and industrious citizens.

It will doubtless be thought expedient that the resumption suggested should take effect so gradually, as not to endanger the loss of produce for the want of transportation; but that, in order to create transportation, the whole plan should be developed, and made known at once, that the individuals who may be disposed to lay themselves out for the carrying business, may make their calculations on a full view of all circumstances.

On the whole, the historical view we have taken of these fisheries, proves they are so poor in themselves, as to come to nothing with distant nations, who do not support them from their treasury. We have seen that the advantages of our position place our fisheries on a ground somewhat higher, such as to relieve our treasury from the necessity of giving them support; but not to permit it to draw support from them, nor to dispense the Government from the obligation of effectuating free markets for them; that, for the great proportion of our salted fish, for our common oil, and a part of our spermaceti oil, markets may perhaps be preserved, by friendly arrangements towards those nations whose arrangements are friendly to us, and the residue be compensated by giving to the seamen thrown out of business the certainty of employment in another branch, of which we have the sole disposal.

TH: JEFFERSON, *Secretary of State.*

*February 1, 1791.*



No. 1.

An historical view of the Cod Fisheries of France, England, and the United States.

	FRANCE.					ENGLAND.					UNITED STATES.					
	Ves- sels.	Ton- age.	Sea- men.	Quintals.	Value. Dollars.	Ves- sels.	Ton- nage.	Sea- men.	Quintals.	Value. Dollars.	Ves- sels.	Ton- nage.	Sea- men.	Quintals.	Value. Dollars.	
1577	150	-	-	-	-	15	-	-	-	-	-	-	-	-	-	
1615	-	-	-	-	-	150	-	-	-	-	-	-	-	-	-	
1626	-	-	-	-	-	150	-	8,000	-	-	-	-	-	-	-	
1670	-	-	-	-	-	80	-	-	-	-	-	-	-	-	-	
1676	-	-	-	-	-	102	-	9,180	-	1,738,800	-	-	-	-	-	
1731	-	-	-	-	-	-	-	-	200,000	540,000	-	-	-	230,000	621,000	
1744	564	-	27,500	1,441,500	-	-	-	-	-	-	-	-	-	-	-	
1764	-	-	-	-	-	-	-	-	-	-	300	-	-	-	-	
1765	-	-	-	-	-	-	-	-	-	-	665	25,000	4,405	350,500	1,071,000	
1766	-	-	-	-	-	-	-	-	-	-	665	25,000	4,405	350,500	1,071,000	
1767	-	-	-	-	-	-	-	-	-	-	665	25,000	4,405	350,500	1,071,000	
1768	259	24,420	9,722	200,000	861,723	-	-	-	-	-	665	25,000	4,405	350,500	1,071,000	
1769	-	-	-	-	-	-	-	-	-	-	665	25,000	4,405	350,500	1,071,000	
1770	-	-	-	-	-	-	-	-	-	-	665	25,000	4,405	350,500	1,071,000	
1771	-	-	-	-	-	-	-	-	-	-	665	25,000	4,405	350,500	1,071,000	
1772	-	-	-	-	-	-	-	25,000	486,561	-	665	25,000	4,405	350,500	1,071,000	
1773	264	24,996	10,128	-	-	-	-	-	516,000	-	665	25,000	4,405	350,500	1,071,000	
1774	-	-	-	-	-	-	-	-	516,000	-	665	25,000	4,405	350,500	1,071,000	
1775	-	-	-	-	-	400	36,000	20,000	600,000	2,250,000	665	25,000	4,405	350,500	1,071,000	
1785	-	-	-	-	-	-	-	7,000	-	-	-	-	-	-	-	
1786	-	-	7,000	426,000	-	-	-	-	470,000	-	539	19,185	3,287	250,650	609,900	
1787	-	-	6,000	128,000	-	-	-	-	14,000	732,000	-	539	19,185	3,287	250,650	609,900
1788	-	-	-	-	-	-	-	-	-	-	539	19,185	3,287	250,650	609,900	
1789	-	-	-	-	-	-	-	-	-	-	539	19,185	3,287	250,650	609,900	
1790	-	-	-	-	-	-	-	-	-	-	539	19,185	3,287	354,276	865,207	

No. 2.

State of the Cod Fishery of Massachusetts.

	FROM 1765 TO 1775.					FROM 1786 TO 1790, INCLUSIVE.				
	Vessels annually.	Tonnage.	Sea- men.	Quintals to Europe, at 5.3 D.	Quintals to West Indies, at 2.6 D.	Vessels annually.	Tonnage.	Sea- men.	Quintals to Europe, at 3 D.	Quintals to West Indies, at 2 D.
Marblehead, -	150	7,500	1,200	£3,000	40,000	90	5,400	720	50,000	25,000
Gloucester, -	146	5,530	888	35,000	42,500	160	3,600	680	19,500	28,500
Manchester, -	25	1,500	200	10,000	10,000	15	900	120	3,000	7,500
Beverly, -	15	750	120	6,000	6,000	19	1,235	157	5,200	10,000
Salem, -	30	1,500	240	12,000	12,000	30*	1,300	160	6,000	10,000
Newburyport, -	10	400	60	2,000	2,000	10	460	80	1,000	5,000
Ipswich, -	50	900	190	8,000	5,500	56	860	243	3,000	6,000
Plymouth, -	60	2,400	420	8,000	16,000	36	1,440	252	6,000	12,000
Cohasset, -	6	240	42	800	1,600	5	200	35	1,000	1,500
Hingham, -	6	240	42	800	1,600	4	180	32	800	1,200
Scituate, -	10	400	70	1,000	3,000	2	90	16	400	600
Duxborough, -	4	160	28	400	1,200	9	360	72	1,500	3,000
Kingston, -	6	240	42	800	1,600	4	160	28	700	1,300
Yarmouth, -	30	900	180	3,000	6,000	30	900	180	2,000	10,000
Wellfleet, -	3	90	21	300	600	-	-	-	-	-
Truro, -	10	400	80	1,000	3,000	-	-	-	-	-
Provincetown, -	4	160	32	500	1,100	11	550	88	3,000	5,200
Chatham, -	30	900	240	4,000	8,000	30	900	240	3,000	9,000
Nantucket, -	8	320	64	1,000	2,200	5	200	40	500	1,500
Maine, -	60	1,000	230	4,000	8,000	30	300	120	1,000	3,500
Weymouth, -	2	100	16	200	600	3	150	24	1,000	1,250
	665	25,630	4,405	178,800	172,500	539	19,185	3,287	108,600	142,050

*Abstract of the produce of the Fisheries exported from the United States, from about August 20, 1789, to September 30, 1790.*

	FISH, DRIED.		FISH, PICKLED.		OIL, WHALE.		OIL, SPERMACETI.		WHALE BONE.		CANDLES, SPERMACETI.		TOTAL VALUE.
	Quantity. Quintals.	Value. Dollars.	Quantity. Barrels.	Value. Dollars.	Quantity. Barrels.	Value. Dollars.	Quantity. Barrels.	Value. Dollars.	Quantity. Pounds.	Value. Dollars.	Quantity. Pounds.	Value. Dollars.	Dollars.
France, - - -	543	1,086	12	20	9,914	73,767	1,403	17,523	108,807	17,917	1,200	480	} 749,497
French West Indies, - - -	251,116	518,298	29,294	90,818	1,756	13,685	80	1,029	-	-	38,754	14,884	
Amount of first class, - - -	251,659	519,374	29,306	90,838	11,670	87,452	1,483	18,552	108,807	17,917	39,954	15,364	749,497
Spain, - - -	72,300	194,457	280	813	593	4,174	-	-	-	-	2,896	1,256	} 203,276
Spanish West Indies and Florida, - - -	824	978	300	886	5	38	-	-	-	-	1,685	674	
Great Britain, - - -	5	10	-	-	1,738	21,048	3,840	60,000	1,075	215	-	-	} 89,859
British West Indies, - - -	1,970	4,114	795	3,075	15	124	-	-	-	-	756	353	
Nova Scotia, - - -	-	-	13	40	1	10	100	870	-	-	-	-	} 79,404
Holland, - - -	-	-	15	45	807	5,683	-	-	5,220	1,050	-	-	
Dutch West Indies, - - -	28,822	48,631	4,778	13,404	179	1,317	-	-	-	-	23,162	9,274	} 55,137
Portugal, - - -	18,594	41,306	69	242	4	60	-	-	-	-	-	-	
Portuguese Islands, - - -	5,432	11,307	292	801	139	1,243	8	120	-	-	148	58	} 4,220
Germany, - - -	-	-	-	-	470	2,990	-	-	6,150	1,230	-	-	
Danish West Indies, - - -	1,180	2,386	803	2,421	3	27	-	-	-	-	-	-	} 4,834
African Islands and coast of Africa, - - -	613	1,324	147	564	6	42	-	-	-	-	165	66	
Mediterranean, - - -	2,314	4,628	6	36	135	700	-	-	29	5	328	150	5,519
Sweden, - - -	8	16	-	-	-	-	-	-	-	-	-	-	16
East Indies, - - -	-	-	-	-	-	-	-	-	-	-	1,285	529	529
Amount of second class, - - -	127,062	309,157	7,498	22,327	4,095	37,456	3,948	60,990	12,474	2,500	30,425	12,360	444,790
Amount of both classes, - - -	378,721	828,531	36,804	113,165	15,765	124,908	5,431	79,542	121,281	20,417	70,379	27,724	1,194,287

No. 4.

*Abstract of articles imported into the United States from British colonies, for one year, commencing on the 15th of August, 1789, and ending on the 14th of August, 1790, as far as the accounts have been rendered.*

6,343 barrels of pickled fish.  
3,701,220 pounds of dried fish.

NOTE.—Oil and lumber imported, paying a duty ad valorem, the quantity of each can only be ascertained by the several collectors, having reference to the original entries.

TREASURY DEPARTMENT, Register's Office, November 23, 1790.

JOSEPH NOURSE, Register.

No. 5.

We, the subscribers, being a committee appointed by the owners of fishing vessels, in the town of Marblehead, to take into consideration the many grievances and burdens the cod fishery now labors under, and to make a statement of them, which statement, so made, to be handed to Col. Glover, by him to be laid before the committee of the General Court, appointed to consider the same, do report the said statement, as follows, viz:

1. Impost duties on salt.
2. Impost duties and excise on rum, sugar, and molasses.
3. Impost on hooks, lines, and leads.
4. Impost on coarse woollens.
5. Impost on duck, cordage, and cables.
6. Impost on hemp, iron, and twine.
7. Impost on tonnage and naval duties.
8. Impost on the ineffectual duties on foreign fish.
9. Impost on the duties our fisheries pay at foreign markets, while the fisheries of France and England receive large privileges and bounties from their Governments.
10. Impost on the heavy poll tax laid on the fishermen.
11. Impost on excise on New England rum.

It appears to the committee, from an exact investigation, that the earnings and expenses of the fishing schooners of this town, for the years 1787, 1788, and 1789, were to the earnings of each schooner, viz:

For the year 1787,	-	-	-	-	-	-	-	-	-	£145
For the year 1788,	-	-	-	-	-	-	-	-	-	137
For the year 1789,	-	-	-	-	-	-	-	-	-	82

And that the annual average expenses of these vessels, inclusive of insurance, - - - - - 124

It also appears that the number of schooners employed in the Grand Bank fishery, for the year 1789, were one hundred and twenty-four, nineteen of which were property of persons not belonging to the town, and of which number thirty-three sail have been taken out of the fishery from the declension of the business, exclusive of the aforementioned disadvantages.

That the bounty granted to the fishery by Congress, as a compensation for the duty on salt, this committee humbly conceive will not operate to that purpose so effectually as if paid direct into the hands of the owners of the vessels, instead of the shippers of the fish.

MARBLEHEAD, February 1, 1790.

JOHN GLOVER,  
ISRAEL FORSTER,  
EDW'D FETYPLACE,  
WILLIAM KNIGHT,  
SAMUEL HOOPER,  
ROBERT HOOPER, Jr.  
WILLIAM R. LEE,

RICHARD PEDRICK,  
KNOTT PEDRICK,  
SAMUEL R. GERRY,  
RICHARD JAMES,  
JOSHUA ORNE,  
MARSTON WATSON.

A true copy: Attest,  
JOHN AVERY, Jr., Secretary.

No. 6.

*An Estimate of the duties paid by the Proprietors and Navigators of a fishing vessel of sixty-five tons and eleven hands.*

Duty on salt,	-	-	-	-	-	-	-	-	-	\$80 25
on rum,	-	-	-	-	-	-	-	-	-	14 00
on tea,	-	-	-	-	-	-	-	-	-	2 64
on Sugar,	-	-	-	-	-	-	-	-	-	3 03
on Molasses,	-	-	-	-	-	-	-	-	-	99
on coarse woollens,	-	-	-	-	-	-	-	-	-	7 33
on lines, lead, and hooks,	-	-	-	-	-	-	-	-	-	2 09
on sail cloth, yearly average,	-	-	-	-	-	-	-	-	-	2 05
on cordage, cables, yearly average,	-	-	-	-	-	-	-	-	-	20 00
on tonnage,	-	-	-	-	-	-	-	-	-	3 09
on iron, yearly average,	-	-	-	-	-	-	-	-	-	1 00
										<u>\$138 00</u>

Which sum, divided on eleven men, is \$12 05 per man; but, deducting the drawback of the duty on salt, it remains \$57 75 on the whole; or \$5 25 on each man.



It has also been determined, that particular informations be taken concerning the consumption of Carolina rice in France, and that means be devised to encourage the importation of this article.

Representations having been made concerning the considerable duties laid upon the importation of pot ash and pearl ash, also upon beaver skins and hair and raw leather, his Majesty has suppressed all duties whatsoever upon those articles, if imported, of the growth of the United States, in French or American vessels. He is likewise desirous of encouraging every article of American fur.

His Majesty has, moreover, consented to abolish all duties upon masts, yards, keels for ships, red cedar, green oak, and, in a word, all kinds of wood fit for ship building, imported from the United States in French or American vessels.

The committee having likewise represented that there was a duty of five per cent. on the purchase of foreign built ships, and that this duty was prejudicial to the sale of American vessels, his Majesty has been pleased to exempt from all duties the purchase of ships which shall be proved to be built in the United States.

Great duties having been formerly laid upon all shrubs, trees, and seed, his Majesty has abolished these duties, when the above articles shall be imported in French or American vessels.

It having been represented that the State of Virginia had ordered the arms for her militia to be made in France, an order is passed, that the prohibitions which hitherto have prevented the exportation of arms and gunpowder, as well as the duties laid upon these articles, when exported by permission, shall be abolished; and that, whenever the United States shall think it expedient to export from France, arms, guns, and gunpowder, they shall have full permission, provided these articles are exported in French or American vessels; and they shall be liable only to a very small duty, in order to facilitate the calculation of exports.

Lastly, his Majesty has received, with the same favor, the applications made to the committee for the suppression of the heavy duties actually paid upon books and papers of all kinds; the King abolishes all these duties, when the above articles shall be exported to the United States in French or American vessels.

It is with great pleasure, sir, that I inform you of the dispositions of his Majesty; they are a new testimony of his great desire to establish the most intimate commercial connexion between the two nations, and of the favorable attention he will always pay to any proposal made in the name of the United States of America.

I have the honor of being, with sincere attachment, sir, your most humble and most obedient servant,

DE CALONNE.

Your nation will undoubtedly receive, with pleasure, the information of the facilities which the King has just granted to the exportation of the wines of Bourdeaux, Guyenne, and Touraine, and the suppression of the duties granted by different arrêts of council, of which the Marquis de Lafayette will give you notice.

Mr. JEFFERSON, *Minister Plenipotentiary of the United States.*

No. 9.

*Arrêt du Conseil D'Etat du Roi, pour l'encouragement du Commerce de France avec les Etats-Unis de l'Amérique. Du 29 Décembre 1787.*

*An Act of the King's Council of State, for the encouragement of the commerce of France with the United States of America. December 29, 1787.*

EXTRAIT DES REGISTRES DU CONSEIL D'ETAT.

EXTRACT FROM THE RECORDS OF THE COUNCIL OF STATE.

Le Roi voulant encourager le commerce de ses sujets avec les Etats-Unis de l'Amérique, et faciliter entre les deux nations des relations réciproquement utiles: ouï le rapport du Sieur Lambert, Conseiller d'Etat, et ordinaire au Conseil Royal des Finances et du Commerce, Contrôleur Général des Finances, sa Majesté étant en son Conseil, a ordonné et ordonne ce qui suit:

The King, desirous of encouraging the commerce of his subjects with the United States of America, and of facilitating between the two nations connexions reciprocally useful: having heard the report of the Sieur Lambert, Counsellor of State and of the Royal Council of Finance and Commerce, Comptroller General of Finance, his Majesty being in his Council, has ordained, and does ordain, as follows:

ARTICLE PREMIER. Les huiles de baleine, et le spermaceti qui proviendront de la pêche des citoyens et habitans des Etats-Unis de l'Amérique, et seront apportés en France directement sur vaisseaux François ou sur vaisseaux des Etats-Unis, continueront à n'être soumis qu'à un droit de sept livres dix sous par barrique du poids de cinq cens vingt livres, et les fanons de baleine ne le seront qu'à un droit de six livres treize sous quatre deniers par quintal, avec les dix sous pour livre en sus de l'un et l'autre droit, lesquels dix sous pour livre cessent au dernier Décembre mil sept cens quatre-vingt-dix; se réservant, sa Majesté, d'accorder de plus grandes faveurs aux produits de la pêche de la baleine exercée par les pêcheurs des Etats-Unis de l'Amérique, qui seront apportés en France par vaisseaux François ou des Etats-Unis, dans le cas où d'après les renseignemens que sa Majesté fait recueillir, elle le jugeroit convenable aux intérêts des deux nations.

ARTICLE FIRST. Whale oils and spermaceti, the produce of the fisheries of the citizens and inhabitants of the United States of America, which shall be brought into France directly in French vessels, or in those of the United States, shall continue to be subjected to a duty only of seven livres ten sols the barrel of five hundred and twenty pounds weight, and whale fins shall be subject to a duty of only six livres thirteen sols four deniers the quintal, with the ten sols per livre on each of the said duties; which ten sols per livre shall cease on the last day of December, one thousand seven hundred and ninety; his Majesty reserving to himself to grant further favors to the produce of the whale fisheries carried on by the fishermen of the United States of America, which shall be brought into France in French vessels, or in those of the United States, if, on the information which his Majesty shall cause to be taken thereon, he shall judge it expedient for the interest of the two nations.

ART. II. Les autres huiles de poisson, et les poissons secs ou salés provenant de meme de la pêche des citoyens et habitans des Etats-Unis, et apportés de meme directement en France par leurs vaisseaux ou par vaisseaux François, ne payeront autres ni plus forts droits que ceux auxquels sont ou seront soumis, dans le même cas, les huiles et poissons de la même espèce, provenant de la pêche des Villes Anseatiques ou des autres nations les plus favorisées.

ART. II. The other fish oils and dry or salted fish, the produce, in like manner, of the fisheries of the citizens and inhabitants of the United States, and brought also directly into France, in their, or in French vessels, shall not pay any other nor greater duties than those to which the oils and fish of the same kind, the produce of the fisheries of the Hanseatic towns, or of other the most favored nations, are, or shall be, subject in the same case.

ART. III. La fabrication des chandelles ou bougies de spermaceti ou blanc de baleine, sera permise en France comme celle des autres chandelles et bougies.

ART. III. The manufacture of candles and tapers, of spermaceti, shall be permitted in France, as that of other candles and tapers.

ART. IV. Les grains, fromens, seigle, riz, pois, fèves, lentilles, graines, les farines, les arbres et arbustes, les potasses, connues sous le nom de *potash* et *pearlash*, les peaux et poils de castor, les cuirs en poil, les fourrures et pelleteries, et les bois de construction apportés des Etats-Unis directement en France sur vaisseaux François ou des Etats-Unis, ne seront soumis qu'à un droit d'un huitième pour cent de la valeur.

ART. IV. Corn, wheat, rye, rice, peas, beans, lentils, flax seed, and other seeds, flour, trees, and shrubs, potash and pearl ash, skins and fur of beaver, raw hides, furs and peltry, and timber, brought from the United States, directly into France, in French vessels, or in those of the United States, shall not be subject but to a duty of one eighth per cent. on their value.

ART. V. Tout navire qui ayant été construit dans les États-Unis, sera ensuite vendu en France, ou acheté par des François, sera exempt de tous droits, à la charge de justifier que ledit navire a été construit dans les États-Unis.

ART. VI. Les thérébentines, brais et goudrons, provenant des États-Unis de l'Amérique, apportés directement en France par vaisseaux François ou des États-Unis, ne payeront qu'un droit de deux et demi pour cent de la valeur, et seront les droits mentionnés, tant au présent article qu'en l'article IV. exempts de toute addition de sous pour livre.

ART. VII. La sortie des armes de toute espèce et de la poudre à tirer pour les États-Unis de l'Amérique, sera toujours permise sur vaisseaux François ou des États-Unis, en payant, à l'égard des armes, un droit d'un huitième pour cent de la valeur, et la poudre, en ce cas, sera exempte de tous droits, en prenant un acquit à caution.

ART. VIII. Les papiers de toute espèce, même ceux destinés pour tenture et *dominoterie*, les cartons et les livres, sont exempts de tous droits à leur embarquement pour les États-Unis, sur vaisseaux François ou des États-Unis, et jouiront, en ce cas, de la restitution des droits de fabrication sur les papiers et cartons.

ART. IX. Les droits d'amirauté sur les vaisseaux des États-Unis, entrant ou sortant des ports de France, ne pourront être perçus que conformément à l'édit du mois de juin dernier, pour les cas qui y sont portés, et aux lettres-patentes du 10 Janvier, 1770, pour les objets auxquels il n'aurait pas été pourvu par ledit édit; se réservant au surplus sa Majesté, de faire connoître ses intentions sur la manière dont les dits droits seront perçus, soit à raison du tonnage des vaisseaux ou autrement; comme aussi de simplifier lesdits droits d'amirauté, et de les régler autant qu'il sera possible sur le principe de la réciprocité, aussitôt que les travaux ordonnés par sa Majesté, aux termes de l'article XXVI dudit édit du mois de juin dernier, seront achevés.

ART. X. L'entrepôt de toutes les productions et marchandises des États-Unis, sera permis pour six mois dans tous les ports de France ouverts au commerce des colonies; et ne sera ledit entrepôt soumis qu'à un droit d'un huitième pour cent.

ART. XI. Pour favoriser l'exportation des armes, des quincailleries, des bijouteries, des bonneteries, de laine et de coton, des gros lainages, des petites draperies et des étoffes de coton de toute espèce, et autres marchandises de fabrique Française, qui seront envoyées aux États-Unis de l'Amérique sur vaisseaux François ou des États-Unis, sa Majesté se réserve d'accorder des encouragemens, qui seront incessamment réglés en son conseil, selon la nature de chacune desdites marchandises.

ART. XII. Quant aux autres marchandises non dénommées au présent arrêt, apportées directement en France des États-Unis, sur leurs vaisseaux ou sur vaisseaux François, ou portées de France auxdits États-Unis, sur vaisseaux François ou des États-Unis, et à l'égard de toutes conventions de commerce quelconques, veut et ordonne sa Majesté, que les citoyens des États-Unis jouissent en France des mêmes droits, privilèges et exemptions que les sujets de sa Majesté, sauf l'exécution des dispositions portées par l'article IX ci-dessus.

ART. XIII. Sa Majesté accorde aux citoyens et habitans des États-Unis, tous les avantages dont jouissent ou pourront jouir à l'avenir les nations étrangères les plus favorisées dans ses colonies de l'Amérique, et de plus sa Majesté assure auxdits citoyens et habitans des États-Unis, tous les privilèges et avantages dont ses propres sujets de France jouissent ou pourront jouir en Asie et dans les échelles qui y conduisent, pourvu toutefois que leurs bâtimens aient été armés et expédiés dans un des ports des États-Unis.

Mande et ordonne sa Majesté à Mons. le Duc de Penthièvre, Amiral de France, aux sieurs intendans et commissaires départis dans les provinces, au commissaires départis pour l'observation des ordonnances dans les amirautés, aux officiers des amirautés, maîtres des ports,

ART. V. Vessels built in the United States and sold in France, or purchased by Frenchmen, shall be exempt from all duties, on proof that they were built in the United States.

ART. VI. Turpentine, tar, and pitch, the produce of the United States of America, and brought directly into France, in French vessels, or in those of the United States, shall pay only a duty of two and a half per cent. on their value, and as well the duties mentioned in this as in the fourth article, shall be exempt from all addition of sous per livre.

ART. VII. The exportation of arms of all sorts, and of gunpowder, for the United States of America, shall be always permitted in French vessels, or in those of the United States, paying for the arms a duty of one eighth per cent. on their value; and gunpowder in that case shall be exempt from all duty, on giving a cautionary bond.

ART. VIII. Papers of all sorts, even paper hangings and colored papers, pasteboard, and books, shall be exempt from all duties on their embarkation for the United States of America, in French vessels, or in those of the United States, and shall be entitled, in that case, to a restitution of the fabrication duties on paper and pasteboard.

ART. IX. The admiralty duties on the vessels of the United States entering into, or going out of, the ports of France, shall not be levied but conformably with the edict of the month of June last, in the cases therein provided for, and with the letters patent of the tenth of January, one thousand seven hundred and seventy, for the objects for which no provision shall have been made by the said edict; his Majesty reserving to himself moreover, to make known his intentions as to the manner in which the said duties shall be levied, whether in proportion to the tonnage of the vessels or otherwise, as also to simplify the said duties of the admiralty, and to regulate them, as far as shall be possible, on the principle of reciprocity, as soon as the orders shall be completed, which were given by his Majesty according to the twenty-sixth article of the said edict of the month of June last.

ART. X. The entrepôt (or storing) of all the productions and merchandise of the United States, shall be permitted for six months, in all the ports of France open to the commerce of her colonies; and the said entrepôt shall be subject only to a duty of one eighth per cent.

ART. XI. To favor the exportation of arms, hard ware, jewelry, bonnetry,\* of wool and of cotton, coarse woollens, small draperies and stuffs of cotton of all sorts, and other merchandises of French fabric, which shall be sent to the United States of America, in French vessels or in those of the United States, his Majesty reserves to himself to grant encouragemens, which shall be immediately regulated in his council, according to the nature of each of the said merchandises.

ART. XII. As to other merchandises not mentioned in this act, brought directly into France from the United States, in their or in French vessels, or carried from France to the said United States, in French vessels, or in those of the United States, and with respect to all commercial conventions whatsoever, his Majesty wills and ordains that the citizens of the United States enjoy in France the same rights, privileges, and exemptions, with the subjects of his Majesty: saving the execution of what is provided in the ninth article hereof.

ART. XIII. His Majesty grants to the citizens and inhabitants of the United States all the advantages which are enjoyed, or which may be hereafter enjoyed, by the most favored nations in his colonies of America; and moreover, his Majesty assures to the said citizens and inhabitants of the United States, all the privileges and advantages which his own subjects of France enjoy, or shall enjoy, in Asia, and in the straits leading thereto: provided, always, that their vessels shall have been fitted out and despatched in some port of the United States.

His Majesty commands and orders M. le duc de Penthièvre, admiral of France, the intendans and commissaries deputed in the provinces, the commissaries deputed for the observation of the ordinances in the admiralties, the officers of the admiralties, masters of the ports, judges

\* This term includes bonnets, stockings, socks, under waistcoats, drawers, gloves, and mittens, as sold by the bonnetiers.

juges des traités, et tous autres qu'il appartiendra, de tenir la main à l'exécution du présent règlement, lequel sera enregistré aux greffes desdites amirautés, lu, publié et affiché par-tout où besoin sera.

Fait au conseil d'état du Roi, sa Majesté y étant, tenu à Versailles, le vingt-neuf Décembre, mil sept cent quatre-vingt-sept.

Le Cte. DE LA LUZERNE.

of treaties, and all others to whom it shall belong, to be aiding in the execution of the present regulation, which shall be registered in the offices of the said admiralties, read, published, and posted, wherever shall be necessary.

Done in the King's council of state, his Majesty present, held at Versailles, the twenty-ninth of December, one thousand seven hundred and eighty-seven.

Le Cte. DE LA LUZERNE.

No. 10.

*Arrêt of the King's Council of State, prohibiting the importation of Foreign Whale and Spermacetti Oil into his Kingdom.*

SEPTEMBER 28, 1788.

EXTRACT FROM THE REGISTERS OF THE COUNCIL OF STATE.

The King having taken information on the success attending the whale fishery, and the prospect of its greater prosperity within his kingdom, and his Majesty being willing to grant a special protection to this important fishery, which has just commenced in France, and which may become an abundant source of riches, while at the same time it affords to the marine a nursery for seamen, of great consequence to the service of the State: His Majesty has conceived that the prohibition of foreign oil, would be the most beneficial encouragement that could be granted to this branch of industry. Being willing to provide accordingly, and having heard the report of the Sieur Lambert, Counsellor of State, and Ordinary to the Council of Despatches and to the Royal Council of Finances and Commerce, the King being present in his council, has ordained, and does ordain, that, computing from the day of publishing the present arrêt, the introduction of foreign whale and spermacetti oils shall be prohibited throughout his dominions. His Majesty commands and orders the Duke de Penthièvre, Admiral of France, the intendants and commissaries throughout the provinces, the commissary deputed for the observation of the ordinances in the admiralties, the officers of the admiralties, masters of ports, judges of treaties, and all others whom it may concern, to assist in the execution of the present arrêt, which shall be registered in the offices of the said admiralties, read, published, and posted, wherever it shall appear necessary.

Done in the King's council of state, his Majesty being present, held at Versailles, 28th September, 1788.

LA LUZERNE.

No. 11.

*Arrêt of the King's Council of State, excepting Whale and other Fish Oil, and also Whale Bone, the product of the fisheries of the United States of America, from the prohibition contained in the arrêt of the 28th September last.*

DECEMBER 7, 1788.

EXTRACT FROM THE REGISTERS OF THE COUNCIL OF STATE.

The King having taken information on the arrêt pronounced in his council the 28th September last, prohibiting the importation of whale oil and spermacetti, the produce of foreign fisheries, into the kingdom, observing that oil made from sea calves, and other fish and sea animals, not being comprehended in the said arrêt, a fraudulent importation of whale oil might take place under the name of the aforesaid oils; and that, on the other hand, it might be inferred, from the tenor of the said arrêt, that oils, the produce of the fisheries of the United States, were prohibited: and his Majesty, wishing to remove every doubt on this head: To provide, therefore, for the same, having heard the report of the Sieur Lambert, Counsellor of State in ordinary, and of the Council of Despatches and Royal Council of Finances and Commerce, the King being present in his council, has ordained, and does ordain, that, reckoning from the first day of April next, oil made from sea calves, and from fish and other sea animals, produced from foreign fisheries, as well as whale bone, produced in like manner from the said foreign fisheries, shall be prohibited from importation into the kingdom; without permitting the said prohibition, nevertheless, to extend either to the said kinds of oils, or to the said whale oils and spermacetti, or the whale bone produced from the fisheries of the United States of America, and imported directly into France in French vessels, or those belonging to the subjects of the said United States; which shall continue to be provisionally admitted, agreeable to the first and third articles of the arrêt of the 29th of December last; on condition, however, that the captains of the said vessels, belonging to the United States, bring with them certificates from the consuls of France, residing in the ports of the said United States; or where these cannot be obtained, from the magistrates of the places where the embarkation of the said oil shall be made, for the purpose of proving that the cargo of the said vessels is the produce of the fisheries carried on by the citizens of the United States; which certificates shall be presented to the officers of the Admiralty, also to the commissioners of the farms, in the ports of France where it shall be landed; to be mentioned in the report of their arrival. His Majesty commands and orders the Duke de Penthièvre, Admiral of France, the intendants and commissaries throughout the provinces, the commissary appointed to observe the ordinances of the admiralty, the officers of the admiralty, masters of ports, judges of treaties, and all others whom it may concern, to assist in the execution of the present arrêt, which shall be registered in the offices of the said admiralties, read, published, and posted, wherever it may appear necessary.

Done in the King's council of state, his Majesty being present, held at Versailles, the seventh of December, one thousand seven hundred and eighty-eight.

LA LUZERNE.

## No. 12.

*State of the Whale Fishery in Massachusetts, from 1771 to 1775.*

PORTS FROM WHICH THE EQUIPMENTS WERE MADE.	The number of vessels fitted out annually for the Northern fishery.	Their tonnage.	The number of vessels fitted out annually for the Southern fishery.	Their tonnage.	The number of seamen employed.	Barrels of spermaceti oil taken annually.	Barrels of whale oil taken annually.
Nantucket, - - -	65	4,875	85	10,200	2,025	26,000	4,000
Wellfleet, - - -	20	1,600	10	1,000	420	2,250	2,250
Dartmouth, - - -	60	4,500	20	2,000	1,040	7,200	1,400
Lynn, - - -	1	75	1	120	28	200	100
Martha's Vineyard, - - -	12	720	-	-	156	900	300
Barnstable, - - -	2	150	-	-	26	240	-
Boston, - - -	15	1,300	5	700	260	1,800	600
Falmouth, in the county of Barnstable, - - -	4	300	-	-	52	400	-
Swansey, - - -	4	300	-	-	52	400	-
	183	13,820	121	14,020	4,059	39,390	8,650

*State of the Whale Fishery from 1787 to 1789, both inclusive.*

Nantucket, - - -	18	1,350	18	2,700	487	3,800	8,260
Wellfleet and other ports at Cape Cod, - - -	12	720	4	400	212	-	1,920
Dartmouth, - - -	45	2,700	5	750	650	2,700	1,750
Cape Ann, - - -	-	-	2	350	28	-	1,200
Plymouth, - - -	1	60	-	-	13	100	-
Martha's Vineyard, - - -	2	120	1	100	39	220	-
Boston, - - -	6	450	-	-	78	360	-
Rochester and Wareham, - - -	7	420	1	90	104	800	-
	91	5,820	31	4,390	1,611	7,980	13,130

True copy. Attest,

JOHN AVERY, Jr. *Secretary.*

N. B. About one quarter of the spermaceti is head matter; one quarter of which was exported to Great Britain, the remainder manufactured into candles. The spermaceti oil, previous to the Revolution, was mostly exported to Great Britain. The average price in that market, for five years previous to the war, about £40 sterling for the spermaceti oil, and £50 for head. The whale oil was formerly about one half exported to the French and English West India Islands, the other half sold in the United States. The average price of this oil about \$70 per ton. A whale producing 120 barrels whale oil, will generally produce 2,000 pounds bone, which was chiefly exported to Great Britain; the price about half a dollar per pound. A whale producing 50 to 60 barrels, will generally produce nearest 10 pounds of bone to a barrel of oil. The average price of oil, for three years past, as follows, viz:

Spermaceti, \$100 per ton.  
Whale oil, \$50 per ton.  
Head matter, \$150 per ton.  
Bone, about 15 cents per pound.

## No. 13.

*Extract from a memorial presented to the States General, in 1775, by a committee of the merchants engaged in the Whale Fishery.*

The whale fishery is of great importance to Holland, as the produce yielded by the sea may properly be considered as our country produce, which furnishes employ for thousands of hands; all the apparatus being made, and the vessels fitted out in our own country.

A new vessel, from 110 to 116 feet, including anchors, cables, rigging, sails, &c. costs from 32 to 36,000 Guilders.  
Sixty or seventy lines, six or seven *sloops*, casks, harpoons, and other materials, - - - 8 to 9,000  
Store rent, lighters, victualling, &c. for forty-two to forty-eight men, - - - 4 to 5,000

Total, G. 44,000 to 50,000

From these outfits the country evidently derives real advantages, whereas those immediately concerned risk their property, as has formerly been represented; that, during a period of forty-seven years, fourteen millions have been lost in this traffic, besides the loss arising from the decrease of capital.

The instances which have proved profitable to the owners are but few; greater losses are to be apprehended from the present high prices of all the necessaries and materials. To clear the expenses of a voyage, each vessel must at least bring a return of 15,000 guilders, exclusive of 1,000 guilders for insurance, besides the yearly decrease of capital, which may be calculated, on an average, at 30,000 guilders for every vessel completely equipped, making the sum of 3,870,000 guilders for 129 vessels, which have been fitted out this present year, and which must each fetch out of the sea twenty tons of nett goods to clear themselves. The prospect of doing this is very unfavorable, as all our neighbors use greater exertions in that trade than ever, to which they are encouraged by the aid of their respective governments, in particular the British, who allow forty shillings sterling per ton to each vessel which is employed in the whale fishery, by which means the number of their whaling vessels have, since the year 1749, (when the bounty was granted) increased from 2 to 109 vessels, which, in the Spring of 1775, sailed from England and Scotland, measuring, in the whole, 33,318 tons, and amounting, at 40 shillings per ton, to £66,636, equal to 732,996 guilders, which amounts, upon an average, to 6,725 guilders for each vessel.

The fisheries in Sweden and Denmark have also received additional strength from the encouragements offered by their Governments, without which they would have but little inducement to that trade; so that, instead of Holland



formerly exceeding all the other nations together in the whale fishery, *they*, at present, exceed the Dutch by one third in the number of vessels; nay, England alone now sends out nearly as many vessels as Holland.

Another obstacle presents itself with regard to the whale bone trade: of this article, Holland formerly shipped five eighth parts to Great Britain, of which sale we are now deprived, on account of the high duty imposed on all foreign whale bone imported into that kingdom, and which may be considered as an additional premium on the fishery of that nation, amounting commonly to 50 guilders per hundred weight.

Our exportation of whale oil is also on the decline: Hamburg and Bremen receive great supplies, partly from their own fisheries, and partly from England and Russia, so as to be able to furnish the greatest part of Germany with that article. France and Spain are mostly supplied from England; and as it has been always computed that three-fourths of the product of our fisheries are exported, the competition of those and other rival nations will scarcely leave a foreign market for us: our own provinces and the river Rhine will be our limits.

Another disadvantage ought not to pass unnoticed, which is, that the prices of the produce of the fisheries are considerably reduced; the whale bone of the latest voyage having already been sold as low as 90 guilders, or less, which gives a loss. Oil may, also, in case of a successful season, fall from 60 to 40 guilders per twelve stekan, (sixty-three gallons) and in that case, vessels that return with one half or two thirds of their cargo, must sink money.

These are the most material circumstances that impede the progress of our fisheries. The effect of the premium granted by the British Parliament, has already been severely felt by our Greenland fleets, having, since that period, decreased one third in number.

## No. 14.

*Abstract of Live Stock exported from the United States, from about August 20, 1789, to September 30, 1790, from returns in the Treasury Office.*

	FRENCH WEST INDIES.		ALL OTHER COUNTRIES.		TOTAL.	
	Heads.	Value.	Heads.	Value.	Heads.	Value.
Horned cattle, - - -	3,573	\$66,915	1,833	\$33,045	5,406	\$99,960
Horses, - - -	6,970	263,281	1,658	76,235	8,628	339,516
Mules, - - -	22	833	215	8,013	237	8,846
Sheep, - - -	5,379	8,502	4,679	8,537	10,058	17,039
Hogs, - - -	4,185	9,580	1,119	4,901	5,304	14,481
	20,129	\$349,111	9,504	\$130,731	29,633	\$479,842

## No. 15.

*Grain and Flour imported from the United States of America into the ports of France, in the year 1789, from an official statement.*

	French q <sup>ntals</sup> . lbs.		
Rice, - - -	123,401 69	} Equal to {	24,680 tierces, of 500 French pounds each.
Flour, - - -	256,545 94		140,959 American barrels.
Wheat, - - -	2,015,297 3		3,664,176
Rye, - - -	307,390 96		558,891 } American bushels.
Barley, - - -	260,131 52		520,262

## No. 16.

## OFFICE OF THE BALANCE OF COMMERCE OF FRANCE.

*Statement of the Vessels entered in the ports of France, from the United States of America, in the year 1789.*

	Vessels.	Tons.
French, - - -	13	2,105
Imperial, - - -	3	370
English, - - -	43	4,781
Dutch, - - -	1	170
Hanseatic, - - -	1	200
American, - - -	163	24,173
	<u>224</u>	<u>31,799</u>

## No. 17.

*Abstract of the Tonnage of Foreign Vessels entered in the ports of the United States, from October 1, 1789, to September 30, 1790.*

	Tons.
France, - - -	13,435
Holland, - - -	8,815
Sweden, - - -	311
Prussia, - - -	394
Spain, - - -	8,551
Portugal, - - -	2,924
Denmark, - - -	1,619
Germany, - - -	1,368
British dominions, - - -	225,495
	<u>262,912</u>

No. 18.

That the encouragement of our carrying business is interesting, not only to the carrying States, but, in a high degree, also to the others, will result from the following facts:

The whole exports of the United States may be stated at	-	-	-	-	\$25,000,000
Great Britain carries two-fifths of these in value—that is to say,	-	-	-	-	10,000,000
Freight and insurance on this, in times of peace, are about 22½ per cent.	-	-	-	-	2,250,000
The same charges, in war, are very various, according to the circumstances of the war—we may say, however, 55 per cent.	-	-	-	-	5,500,000
The difference between peace and war freight and insurance, then, is, annually,	-	-	-	-	3,250,000

Taxed on our agriculture by British wars, during their continuance, and our dependence on British bottoms.

Of the last 100 years, Great Britain has had 42 years\* of war and 58 of peace; which is 3 of war to every 4 of peace, nearly.

In every term of 7 years, then, we pay 3 times \$3,250,000, or

Which, averaged on the years of peace and war, are annually and constantly	-	-	-	-	\$9,750,000
more than we should pay if we could raise our own shipping to be competent to the carriage of all our productions.	-	-	-	-	1,392,857

Besides this, many of our bulky articles, not bearing a war freight, cannot be exported if exposed to that, so that their total loss is to be added to that before estimated.

*Years. Months.			Years. Months.	
Peace.	4	8	1689, May,	} 8 4 War.
			1697, September,	
			1702, May,	
	6	4	1712, August,	
			1718, December,	
	5	8	1721, June,	
			1727, March,	
	12	4	1727, May,	
			1739, October,	
	7	0	1748, May,	
			1755, June,	
	15	7	1762, November,	
			1778, June,	
	6	2	1783, March,	
		1789, May,		
<u>57</u>	<u>9</u>		<u>42</u> <u>0</u>	

Extract of a letter from William Short, Esquire, Chargé des Affaires of the United States at the Court of France, to the Secretary of State, dated Paris, October 21, 1790.

“It cannot be dissembled that the National Assembly consider their commerce with the United States of much less importance now, than they will do in a short time hence. Some suppose us so much attached to England, and to English manufactures, that every sacrifice which France could make to encourage commercial connexions with us would be lost. They say that the experience of seven years has sufficed to show this. Others suppose that the commerce with the United States is a losing commerce. They are supported in this opinion by many of their merchants, who tell them that there is no instance of a French house having undertaken that commerce without losing by it. It is easy to answer these arguments so as to satisfy individuals, and a short time will satisfy all; still, at present, an unfavorable impression remains with many. When they are told that the Americans have continued to trade with England since the peace, because their articles of exportation were either subjected to a monopoly, or to such shackles, in France, as prevented their coming here; that losses have been sustained in the American commerce by the failures which the peace brought on, and by the improper credit given to those who did not deserve it, by agents ill-chosen, or by goods ill-assorted; when they are told that the exportations from America to Europe are annually upwards of ninety millions, and, of course, that they are able to pay for that amount of European manufactures and productions, and that France can furnish the greater part of them on better or equal terms with England; that the United States furnish raw materials, and receive in return only those which are manufactured; that the transportation of these articles has hitherto benefitted the English, and might now benefit the French marine; they view the subject in a different light, and suppose it well worth attending to. They then come immediately to the necessity of a treaty of commerce, as being the only means of securing the advantages to be expected from these connexions. They urge that laws, which may be repealed from day to day, cannot be depended on; besides, that there is no reciprocity in them. They quote the *Arrêt du Conseil* for the encouragement of American commerce, and our act of Congress on impost and tonnage. They complain bitterly in being placed on the same footing with the English, at the first session of the new Congress; the proceedings of the second are not yet known.

“The desire of some of the members of the Committee of Commerce, was to subject our articles imported into France, and our ships, to the same duties and tonnage that we subjected theirs. A desire, however, not to discourage our commerce entirely; a hope that our system, with respect to them, would be changed; and a wish to have their tariff of duties on importation and exportation uniform for all, induced them to reject the idea. The report of the Committee of Commerce has been read in the Assembly, and ordered to be printed: you will receive it enclosed. The tariff is under press, and shall be sent, also, as soon as it appears. How far it will be adopted I cannot say; but, as the Assembly feel the necessity of one being immediately established on the abolition of the internal barriers, it is much more than probable they will adopt it in the lump, to save time, although the members of the committee themselves agree that it is very imperfect. They say time and experience alone can shew what alterations should be made. Sacrifices have been mutually made by the different members of the committee to each other. In what regards us, those who are graziers, and those who are interested with the Nantucket fishermen, settled in France, (of which there are both in the committee) insist on heavy duties being laid on salted meats and the productions of fisheries. They have succeeded in the committee, and will probably succeed, for the reasons mentioned above, in the Assembly. The low price of our salted meats alarmed them. They were deaf to the advantages of procuring subsistence, on the best terms possible, to the poorer classes, and the preference which should be given to the cultivation of corn above grazing, on account of population. There is little doubt, therefore, that the regulations made by the present Assembly, respecting our commerce, will not be such as we could wish.

“The proceedings of a large and tumultuous Assembly are so irregular, that one is obliged to be on a constant watch to prevent the individual members, who are interested, from passing into a decree such things as the House do not consider of very great moment, or where there is no other individual particularly interested in its opposition. The importation of salted provisions and whale oil are in this class. You will see by the tariff enclosed, that the committee proposes heavy duties on the former, and a prohibition of the latter, without any regard to the laws formerly made for the encouragement of our commerce. The Marquis de Lafayette will do whatever he can to prevent these things passing, and I hope he will succeed. I have spoken to several members on this subject. They all agree on the necessity of putting the American commerce on a different footing. They talk of the propriety of reciprocity ensured by a treaty; and plead that favors, hitherto granted to our commerce in France, did not create similar dispositions in America. They say the Nantucket fishermen at L’Orient and Dunkirk, have large quantities of oil on hand unsold, which proves they are competent to the supplies of the kingdom, and are buoyed up with the hopes that they will be joined by many others who will come to settle in France, rather than go to the English possessions.”

1st CONGRESS.]

No. 6.

[3d SESSION.

## EXPORTS FOR THE YEAR ENDING SEPTEMBER 30, 1790.

COMMUNICATED TO THE HOUSE OF REPRESENTATIVES, FEBRUARY 15, 1791.

TREASURY DEPARTMENT, *February 15, 1791.*

SIR:

I do myself the honor to transmit, through you, to the House of Representatives, a general return of the exports of the United States, abstracted from custom house returns, commencing on the various days in August, 1789, whereon they were respectively opened, and ending on the 30th of September last. From inadvertence in some of those offices, the space of time prior to the 1st of October, 1789, was blended with the quarter following, which prevented an uniform commencement of this abstract on that day; and there is yet a deficiency of many of the returns for the last quarter of the year 1790, which confines the abstract to the 30th of September last.

I have the honor to be, &amp;c.

ALEXANDER HAMILTON, *Secretary of the Treasury.*

The Hon. the SPEAKER of the House of Representatives.

Abstract of the Exports of the United States, from August, 1789, to the 30th September, 1790.

SPECIES OF MERCHANDISE EXPORTED.	GREAT BRITAIN.		FRANCE.		SPAIN.		PORTUGAL.		HOLLAND.		FLANDERS.		GERMANY.		DENMARK.		SWEDEN.		MEDITERRANEAN.		NOVA SCOTIA.	
	Quantity.	Value.	Quantity.	Value.	Quantity.	Value.	Quantity.	Value.	Quantity.	Value.	Quantity.	Value.	Quantity.	Value.	Quantity.	Value.	Quantity.	Value.	Quantity.	Value.	Quantity.	Value.
Pot ash, - - - tons	6,315.60	590,489	174.65	17,220	-	-	23.75	1,900	540.50	51,665	-	-	3.60	360	-	-	-	-	-	-	-	-
Pearl ash, - - - do	1,363.70	156,589 50	33.75	3,500	-	-	-	-	86.10	9,245	-	-	65	8,125	-	-	-	-	-	-	1,447	1,569
Apples, - - - bbls.	153	191	-	-	-	-	-	-	-	-	-	-	-	-	-	-	-	-	-	-	-	-
Boats, - - -	-	-	-	-	-	-	-	-	-	-	-	-	-	-	-	-	-	-	-	-	-	-
Bomb shells - - - tons	10	100	-	-	-	-	-	-	-	-	-	-	-	-	-	-	-	-	-	-	-	-
Bricks, - - -	-	-	-	-	-	-	-	-	-	-	-	-	-	-	-	-	-	-	-	-	84,500	259
Beer and porter, - - casks	5	25	-	-	40	186	4	10	-	-	-	-	-	-	-	-	-	-	-	-	17	666
Brandy, - - - do	50	875	-	-	-	-	-	-	-	-	-	-	-	-	-	-	-	-	-	-	-	-
Cordials, - - - boxes	-	-	-	-	-	-	-	-	-	-	-	-	-	-	-	-	-	-	-	-	-	1,743
Cordage - - -	-	-	-	-	-	-	-	118	-	-	-	-	-	-	-	-	-	-	-	-	-	-
Carriages, - - -	-	-	-	-	-	-	-	-	-	-	-	-	-	-	-	-	-	-	-	-	-	24,903
Candles, tallow, - - lbs.	-	-	2,000	200	5,000	500	1,610	159	-	-	-	-	-	-	-	-	-	-	-	-	-	2,415
wax, - - - do	-	-	-	-	840	420	-	-	-	-	-	-	-	-	-	-	-	-	-	-	-	-
myrtle, - - - do	-	-	-	-	-	-	2	4	-	-	-	-	-	-	19	47	-	-	-	-	-	94
Cider, - - - bbls.	235	470	-	-	-	-	-	-	-	-	-	-	-	-	-	-	-	-	-	-	-	156
Cotton, - - - bales	1,403	47,428	-	-	-	-	8	200	35	1,836	575	8,636	-	-	-	-	-	-	-	-	-	3
Coffee, - - - lbs.	50	7	-	-	4,329	570	-	-	121,192	21,110	-	-	42,895	9,923	-	-	60,543	10,080	50,300	3,300	3,698	456
Chocolate, - - - do	1,400	158	1,223	161	2,225	162	-	-	-	-	-	-	1,000	90	300	50	3,000	178	-	-	12,606	1,551
Cocoa, - - - do	-	-	-	-	10,632	950	-	-	-	-	-	-	-	-	-	-	-	-	-	-	-	-
Cassia and cinnamon, - do	-	-	-	-	2,061	1,730	-	-	3,000	2,600	-	-	-	-	-	-	-	-	-	-	3,566	5,000
Deer skins, - - -	-	25,642	-	147	-	-	-	-	-	7,060	-	-	-	-	-	-	-	-	-	-	-	-
Duck, American, - - bolts	-	-	-	-	-	-	-	-	-	-	-	-	-	-	-	-	-	-	-	-	-	22
Russia, - - - do	-	-	-	-	-	-	-	-	-	-	-	-	-	-	-	-	-	-	-	-	-	217
Earthen and glass ware, -	-	-	-	-	-	-	-	-	-	-	-	-	-	-	-	-	-	-	-	-	-	230
Essence of spruce, - boxes	65	325	6	30	-	-	-	-	50	225	-	-	-	-	-	-	-	-	-	-	-	-
Flax seed, - - - casks	36,917	219,924	704	3,290	37	222	-	-	478	2,697	-	-	1,883	9,939	-	-	-	-	-	-	-	-
Flax, - - - lbs.	14,883	980	-	-	-	-	-	-	-	-	-	-	-	-	-	-	-	-	-	-	-	385
Furs, - - -	-	35,899	-	1,769	-	-	-	200	-	10,360	-	-	-	11,614	-	-	-	-	-	-	-	36
		1,079,102 50		26,317		4,740		2,591		106,798		8,636		40,051		97		10,258		8,300		9,573

ABSTRACT OF EXPORTS—Continued.

SPECIES OF MERCHANDISE EXPORTED.	BRITISH WEST INDIES.		FRENCH WEST INDIES.		DUTCH WEST INDIES.		DANISH WEST INDIES.		SPANISH WEST INDIES & FLORIDA.		SWEDISH WEST INDIES.		PORTUGUE ISLANDS.		AFRICAN ISL'DS & COAST OF AFRICA.		EAST INDIES.		TOTAL.		
	Quantity.	Value.	Quantity.	Value.	Quantity.	Value.	Quantity.	Value.	Quantity.	Value.	Quantity.	Value.	Quantity.	Value.	Quantity.	Value.	Quantity.	Value.	Quantity.	Value.	
Pot ash, - tons,	-	-	-	-	-	-	-	-	-	-	-	-	-	-	-	-	-	-	7,050.10	661,634	
Pearl ash, - do.	-	-	-	-	-	-	-	-	-	-	-	-	-	-	-	-	-	-	1,548.55	177,459 50	
Apples, - bbls.	799	860	1,608	1,597 50	542	550 50	424	399	903	1,129	-	-	22	22	-	-	-	5,898	6,318		
Boats, - "	-	-	4	197	2	100	1	50	-	-	-	-	-	-	1	25	-	-	8	372	
Bomb shells, - tons,	-	-	-	-	-	-	-	-	-	-	-	-	-	-	-	-	-	-	10	100	
Bricks, - "	69,250	250	574,000	1,695 50	122,250	353	11,000	26	9,000	31	-	-	-	-	1,000	3	-	-	870,550	2,617 50	
Beer and Porter, casks,	58	861	232	1,207	22	350	24	122	69	363	-	-	8	46	-	-	172	1,442	472	4,612	
Brandy, - do.	4	256	11	396	8	475	2	98	3	150	-	-	-	-	-	2	100	97	3,016		
Cordials, - boxes,	-	-	-	-	-	-	-	-	-	-	-	-	-	-	36	75	200	562	236	637	
Gordage, - "	-	-	-	290	-	728	-	-	-	-	-	-	-	-	-	2,690	-	-	-	5,739	
Carriages, - "	13	2,430	114	16,102	15	856	42	3,354	19	2,025	1	50	-	-	-	-	16	3,200	290	28,017	
Candles, tallow, lbs.	3,823	387 50	35,572	3,551	40,851	4,086	7,765	728 50	13,510	1,351	-	-	12,796	1,218	850	80	2,000	200	149,680	14,876	
wax, do.	-	-	1,050	490	3,284	1,501	-	-	-	-	-	-	100	50	-	-	-	-	5,274	2,461	
myrtle, do.	-	-	-	-	249	52	-	-	-	-	-	-	-	-	-	-	-	-	249	52	
Cider, - bbls.	-	-	69	125	2	4	3	6	-	-	-	-	7	21	11	16	-	-	442	849	
Cotton, - bales,	-	-	3	133	-	-	-	-	-	-	-	-	-	-	-	-	-	-	2,027	58,408	
Coffee, - lbs.	-	-	-	-	-	-	-	-	-	-	-	-	687	121	205	36	853	150	254,752	45,753	
Chocolate, - do.	35	14	1,100	190	1,820	236	-	-	-	-	-	-	3,123	447	2,250	200	-	-	29,882	3,537	
Cocoa, - do.	-	-	-	-	-	-	-	-	-	-	-	-	-	-	-	-	-	-	10,632	950	
Cassia and Cinnamon, do.	-	-	10	30	5	15	-	-	50	40	-	-	700	300	-	-	-	-	9,392	9,715	
Deer skins, - "	-	-	-	160	-	-	-	-	-	-	-	-	-	-	-	-	-	-	-	33,009	
Duck, American, bolts,	9	100	-	-	16	160	10	100	-	-	-	-	20	200	-	-	-	-	77	777	
Russia, do.	-	-	-	-	7	-	-	-	-	-	-	-	-	-	290	2,200	-	-	220	2,200	
Earthen and glass ware, - "	-	20	-	770	-	100	-	-	-	-	-	-	-	100	-	-	-	-	-	1,990	
Essence, spruce, boxes,	-	-	-	-	-	-	-	-	-	770	-	-	-	4	20	-	-	-	-	115	600
Flax seed, - casks,	-	-	-	-	-	-	-	-	-	-	-	-	6,752	452	-	-	-	-	-	40,019	236,072
Flax, - lbs.	-	-	-	-	-	-	-	-	-	-	-	-	-	-	-	-	-	-	21,970	1,468	
Furs, - "	-	-	-	-	-	-	-	-	-	-	-	-	-	-	-	-	-	673	-	60,515	
		5,178 50		26,934		9,566 50		4,883 50		6,029		50		2,997		5,325		6,327		1,363,754	

ABSTRACT OF EXPORTS—Continued.

SPECIES OF MERCHAN- DISE EXPORTED.	GREAT BRITAIN.		FRANCE.		SPAIN.		PORTUGAL.		HOLLAND.		FLANDERS.		GERMANY.		DENMARK.		SWEDEN.		MEDITERRANEAN.		NOVA SCOTIA.	
	Quantity.	Value.	Quantity.	Value.	Quantity.	Value.	Quantity.	Value.	Quantity.	Value.	Quantity.	Value.	Quantity.	Value.	Quantity.	Value.	Quantity.	Value.	Quantity.	Value.	Quantity.	Value.
<i>Amount br't forward,</i>	-	1,079,102 50	-	26,317	-	4,740	-	2,591	-	106,798	-	8,636	-	40,051	-	97	-	10,258	-	8,300	-	9,573
Furniture,	-	-	-	-	-	30	-	-	-	-	-	-	-	-	-	-	-	-	-	-	-	30
FISHERY.																						
Fish, dried, quintals,	5	10	543	1,086	72,300	194,457	18,594	41,306	-	-	-	-	-	-	-	-	8	16	2,314	4,628	-	-
pickled, bbls.	-	-	12	20	280	813	69	242	15	45	-	-	-	-	-	-	-	-	6	36	13	40
Oil, whale, do.	1,738	21,048	9,914	73,767	593	4,174	4	60	807	5,683	-	-	470	2,990	-	-	-	-	135	700	1	10
spermaceti, do.	3,840	60,000	1,403	17,523	-	-	-	-	-	-	-	-	-	-	-	-	-	-	-	-	100	870
Candles, do. lbs.	-	-	1,200	480	2,896	1,256	-	-	-	-	-	-	-	-	-	-	-	-	328	150	-	-
Whale bone, do.	1,075	215	108,807	17,917	-	-	-	-	5,220	1,050	-	-	6,150	1,230	-	-	-	-	29	5	-	-
GRAIN.																						
Buckwheat, bushels,	-	-	-	-	-	-	-	-	2,605	869	-	-	-	-	-	-	-	-	-	-	-	-
Corn, do.	98,407	56,205	10,350	5,175	747,849	364,124	370,129	205,521	-	-	-	-	-	-	-	-	-	-	-	-	61	23
Oats, do.	-	-	239	67	63	16	-	-	-	-	-	-	-	-	-	-	-	-	-	-	80,819	40,664
Rye, do.	-	-	-	-	2,919	1,971	7,012	3,710	6,856	4,904	-	-	1,272	636	-	-	-	-	-	-	2,140	570
Wheat, do.	292,042	355,361	136,908	147,630	390,585	505,754	268,502	346,111	1,664	1,911	-	-	759	852	-	-	-	-	-	1,758	923	
																			13,731	15,114	215	239
Ginseng, casks,	529	32,424	-	-	-	-	24	2,600	-	-	-	-	-	-	-	-	-	-	-	-	-	-
Gunpowder, lbs.	-	-	-	-	-	-	-	-	-	-	-	-	-	-	-	-	-	-	-	-	-	-
Gin, gallons,	-	-	-	-	-	-	-	-	-	-	-	-	-	-	-	-	-	-	-	-	1,025	605
Grindstones,	-	-	-	-	-	-	-	-	-	-	-	-	-	-	-	-	-	-	-	-	100	300
Hair powder, lbs.	-	-	-	-	-	-	392	92	-	-	-	-	-	-	-	-	-	-	-	-	50	8
Hats, -	355	539	-	-	-	-	-	-	-	-	-	-	-	-	200	33	-	-	-	-	-	-
Hay, - tons.	-	-	-	-	-	-	-	-	-	-	-	-	-	-	-	-	-	-	-	-	-	-
Horns, -	-	1,035	-	17	-	-	-	-	-	-	-	-	-	-	-	-	-	-	-	-	14	104
Ironmongery,	-	-	-	241	-	-	-	101	-	150	-	-	-	-	-	-	-	-	-	-	-	-
Pig iron, - tons,	3,258	78,676	68	1,585	-	-	5	200	-	-	-	-	-	-	-	-	-	-	-	-	-	197
Bar iron, - do.	40	2,936	-	-	2	130	-	-	-	-	-	-	50	1,133	-	-	-	-	-	-	-	-
Indigo, - lbs.	532,542	473,830	12,877	10,897	750	600	-	-	56,030	44,100	-	-	-	-	-	-	-	700	500	-	5	360
		2,161,381 50		302,722		1,078,065		602,534		165,510		8,636		46,892		130		10,774		28,933		54,516

ABSTRACT OF EXPORTS—Continued.

SPECIES OF MERCHANDISE EXPORTED.	BRITISH WEST INDIES.		FRENCH WEST INDIES.		DUTCH WEST INDIES.		DANISH WEST INDIES.		SPANISH WEST INDIES & FLORIDA.		SWEDISH WEST INDIES.		PORTUGUESE ISLANDS.		AFRICAN ISL'DS & COAST OF AFRICA.		EAST INDIES.		TOTAL.	
	Quantity.	Value.	Quantity.	Value.	Quantity.	Value.	Quantity.	Value.	Quantity.	Value.	Quantity.	Value.	Quantity.	Value.	Quantity.	Value.	Quantity.	Value.	Quantity.	Value.
<i>Amount br't forward,</i>	-	5,178 50	-	26,934	-	9,566 50	-	4,883 50	-	6,029	-	50	-	2,997	-	5,325	-	6,327	-	1,363,754
Furniture,	-	166	-	4,127	-	2,283	-	390	-	507	-	6	-	376	-	134	-	302	-	8,351
FISHERY.																				
Fish, dried, quintals,	1,970	4,114	251,116	518,288	23,822	48,631	1,180	2,386	824	978	-	-	5,432	11,307	613	1,324	-	-	378,721	828,531
pickled, bbls.	795	3,075	29,294	90,818	4,778	13,404	803	2,421	300	886	-	-	292	801	147	564	-	-	36,804	113,165
Oil, whale, do.	15	124	1,756	13,685	179	1,317	3	27	5	38	-	-	139	1,243	6	42	-	-	15,765	124,908
spermaceti, do.	-	-	80	1,029	-	-	-	-	-	-	-	-	-	8	120	-	-	-	5,431	79,542
Candles, do. lbs.	756	353	38,754	14,884	23,162	9,274	-	-	-	1,685	674	-	-	148	58	165	66	1,285	529	70,379
Whale bone, do.	-	-	-	-	-	-	-	-	-	-	-	-	-	-	-	-	-	-	-	121,281
GRAIN.																				
Buckwheat, bushels,	25	10	2,661	947	351	116	1,699	554	-	-	160	53	-	-	-	-	-	-	-	7,562
Corn, do.	516,794	269,225	120,968	62,673	36,927	18,016	8,149	4,046	4,464	2,271	179	82	98,415	51,033	8,694	4,546	-	-	2,102,137	1,083,581
Oats, do.	18,250	4,150	67,359	14,089	8,026	1,308	1,321	386	1,340	280	12	4	92	30	-	-	-	-	98,842	20,900
Rye, do.	200	120	377	187	-	-	-	-	-	-	-	-	1,371	730	-	-	-	-	-	21,765
Wheat, do.	-	-	16	24	-	-	20	30	-	-	-	-	20,016	25,972	-	-	-	-	-	1,124,458
Ginseng, - casks,	-	-	-	-	-	-	-	-	-	-	-	-	-	-	-	-	-	260	12,000	813
Gunpowder, lbs.	-	-	75	18	4,200	600	-	-	25	6	-	-	1,400	212	100	25	-	-	5,800	47,024
Gun, - gallons,	-	-	650	360	-	-	-	-	490	184	-	-	-	-	200	180	15,660	15,660	18,025	16,989
Grindstones,	-	-	63	100	40	50	-	-	-	-	-	-	-	-	-	-	-	-	203	450
Hair powder, lbs.	-	-	620	150	6,432	804	2,400	300	1,220	150	-	-	1,220	150	-	-	-	-	12,534	1,687
Hats, - tons,	205	1,340	1,703	10,288	190	1,035	-	-	100	100	-	-	15	15	24	72	-	-	668	1,392
Horns, -	-	-	-	-	-	-	-	-	14	84	-	-	-	-	-	-	-	-	-	2,126
Ironmongery, -	-	204	-	1,782	-	1,311	-	516	-	943	-	33	-	478	-	-	-	-	-	1,052
Pig iron, - tons,	25	600	4	200	2	85	3	90	15	1,100	-	-	-	-	-	-	1,922	-	-	7,878
Bar iron, -	-	-	7	423	1	80	-	-	2	120	-	-	12	1,024	17	1,430	114	10,220	200	16,723
Indigo, - lbs.	7,000	5,700	2,220	1,752	-	-	-	-	-	-	-	-	-	-	-	-	-	-	-	612,119
		294,359 50		762,758		108,546 50		16,029 50		14,350		228		96,546		13,708		54,670		5,821,289

ABSTRACT OF EXPORTS—Continued.

SPECIES OF MERCHANDISE EXPORTED.	GREAT BRITAIN.		FRANCE.		SPAIN.		PORTUGAL.		HOLLAND.		FLANDERS.		GERMANY.		DENMARK.		SWEDEN.		MEDITER- RANEAN		NOVA SCOTIA.	
	Quantity.	Value.	Quantity.	Value.	Quantity.	Value.	Quantity.	Value.	Quantity.	Value.	Quantity.	Value.	Quantity.	Value.	Quantity.	Value.	Quantity.	Value.	Quantity.	Value.	Quantity.	Value.
<i>Amount brought forward,</i>	-	2,161,381 50	-	302,722	-	1,078,065	-	602,534	-	165,510	-	8,636	-	46,892	-	130	-	10,774	-	28,933	-	54,516
LIVE STOCK.																						
Horned cattle, -	-	-	-	-	-	-	-	-	-	-	-	-	-	-	-	-	-	-	-	-	899	14,390
Horses, -	-	-	-	-	-	-	-	-	-	-	-	-	-	-	-	-	-	-	-	-	12	370
Mules, -	-	-	-	-	-	-	-	-	-	-	-	-	-	-	-	-	-	-	-	-	-	-
Sheep, -	-	-	-	-	150	270	-	-	-	-	-	-	-	-	-	-	-	-	-	-	2,244	4,183
Hogs, -	-	-	-	-	-	-	-	-	-	-	-	-	-	-	-	-	-	-	-	-	267	2,541
Poultry, - dozen,	-	-	-	-	-	-	-	-	-	-	-	-	-	-	-	-	-	-	-	-	198	346
LUMBER.																						
Staves and Heading, -	13,030,613	177,968 00	1,329,702	17,760	1,384,660	22,127	1,417,375	21,484	204,205	3,308	27,800	366	90,660	1,173	15,446	203	-	-	28,000	616	270,468	2,341
Shingles, -	253,600	487 00	18,943	37	-	-	-	-	92,000	138	-	-	-	-	-	-	-	-	-	-	285,000	389
Hogshead shooks, -	100	50 00	-	-	-	-	-	-	-	-	-	-	-	-	-	-	-	-	-	-	-	-
Hoops, -	6,000	80 00	-	-	2,000	20	-	-	-	-	-	-	-	-	-	-	-	-	-	-	16,240	156
Boards, -	2,228,480	12,216 00	75,850	394	62,310	334	80,590	294	-	-	-	-	-	-	-	-	-	-	-	-	924,918	4,326
Handspikes, - doz.	2,130	1,260 00	152	119	-	-	5	5	22	52	-	-	-	-	-	-	-	-	-	-	5	6
Casks, - do.	-	-	-	-	-	-	-	-	-	-	-	-	-	-	-	-	-	-	-	-	36	24
Scantling, - feet,	100,570	706 00	39,554	382	12,199	103	22,385	210	-	-	-	-	1,000	1	-	-	2,586	58	-	-	-	-
Lumb <sup>r</sup> of diff <sup>t</sup> kinds do.	-	22,988 00	-	1,524	-	117	-	461	-	48	-	-	-	50	-	-	-	-	-	94	-	1,680
Timber of ditto, do.	-	24,419 00	-	90,648	-	565	-	-	-	-	-	-	-	14	-	-	-	-	-	-	-	624
Leather, - pounds,	8,650	2,316 00	-	-	-	-	5,144	964	-	-	-	-	-	-	-	-	-	-	-	-	748	153
Logwood, - tons,	216	3,019 00	-	-	-	-	-	-	45	852	-	-	-	-	-	-	-	-	-	-	3	40
Lignumvitæ, - do.	75	750 00	-	-	8	80	53	530	40	400	-	-	-	-	-	-	-	-	-	-	-	-
Lead and Shot, - do.	-	-	-	-	-	-	-	-	-	-	-	-	-	-	-	-	-	-	-	-	-	-
Mahogany, -	-	16,724 00	-	-	-	-	-	1,400	-	-	-	-	-	-	-	-	-	-	-	-	110	-
Medicine and Drugs, -	-	280 00	-	150	-	-	-	-	-	900	-	-	-	-	-	-	-	-	-	-	-	-
Merchandise, -	-	8,041 00	-	326	-	300	-	550	-	250	-	-	-	-	-	110	-	-	-	1,500	-	512
		2,432,685 50		414,062		1,101,981		628,432		171,458		9,002		48,130		443		10,832		31,253		86,597

COMMERCE AND NAVIGATION.



ABSTRACT OF EXPORTS—Continued.

SPECIES OF MERCHAN- DISE EXPORTED.	BRITISH WEST INDIES.		FRENCH WEST INDIES.		DUTCH WEST INDIES.		DANISH WEST INDIES.		SPANISH WEST INDIES AND FLORIDA.		SWEDISH W <sup>ST</sup> INDIES.		PORTUGUESE ISLANDS.		AFRICAN ISLANDS & COAST OF AFRICA.		EAST INDIES.		TOTAL.		
	Quantity.	Value.	Quantity.	Value.	Quantity.	Value.	Quantity.	Value.	Quantity.	Value.	Quantity.	Value.	Quantity.	Value.	Quantity.	Value.	Quantity.	Value.	Quantity.	Value.	
<i>Amount br't forward,</i>	-	294,359 50	-	762,758	-	108,546 50	-	16,029 50	-	14,350	-	228	-	96,546	-	13,708	-	54,670	-	5,821,289	
LIVE STOCK.																					
Horned Cattle, -	491	9,748 00	3,573	66,915	434	8,649 00	8	240 00	1	18	-	-	-	-	-	-	-	-	5,406	99,960	
Horses, -	932	47,179 00	6,970	263,281	552	21,890 00	88	3,716 00	68	2,840	-	-	-	-	-	-	-	6	240	8,628	339,516
Mules, -	8	325 00	22	833	207	7,688 00	-	-	-	-	-	-	-	-	-	-	-	-	-	237	8,846
Sheep, -	1,432	2,741 00	5,379	8,502	748	1,148 00	24	56 00	81	139	-	-	-	-	-	-	-	-	-	10,058	17,039
Hogs, -	431	1,604 00	4,185	9,580	325	525 00	22	46 00	74	185	-	-	-	-	-	-	-	-	-	5,304	14,481
Poultry, - doz.	404	818 00	2,244	3,684	730	1,157 00	111	218 00	-	-	17	40	-	-	-	-	-	-	-	3,704	6,263
LUMBER.																					
Staves and Heading, -	10,262,976	141,786 00	6,754,268	53,125	545,459	5,377 00	245,736	3,125 00	270,827	3,532	7,024	90	474,582	8,234	33,000	440	9,600	174	36,402,301	463,229	
Shingles, -	25,673,880	67,646 00	35,573,955	43,385	4,093,126	5,734 00	811,761	1,330 00	478,850	952	51,000	53	-	-	-	-	-	-	67,331,115	120,151	
Hogshead Shooks, -	967	950 00	45,746	26,464	5,276	4,202 00	208	110 00	-	-	-	-	271	226	-	-	-	-	-	52,558	32,002
Hoops, -	211,000	1,001 00	1,515,540	16,584	133,990	1,462 00	9,900	100 00	1,000	37	40	12	10,600	120	2,000	26	-	-	1,908,310	19,598	
Boards, -	9,907,905	59,159 00	26,903,047	147,090	3,777,981	18,049 00	446,118	2,768 00	118,500	581	10,000	70	1,650,169	12,132	189,600	940	372,262	1,860	46,747,730	260,213	
Handspikes, doz.	19	13 00	22	38	-	-	-	-	-	-	-	-	-	-	6	12	-	-	-	2,361	1,505
Casks, - do.	260	456 00	1,980	2,997	125	187 00	-	-	-	33	-	-	-	-	-	-	-	-	-	2,423	3,697
Scantling, - feet,	4,221,407	50,832 00	3,377,856	33,911	474,110	4,056 00	391,407	2,927 00	38,621	1,846	19,543	117	15,900	156	2,500	3	-	-	-	8,719,638	95,308
Lumber of different kinds, - do.	-	53,853 00	-	28,992	-	4,933 00	-	3,864 00	-	1,584	-	158	-	1,392	-	298	-	-	6,467	-	128,503
Timber of ditto, do.	-	6,785 00	-	12,609	-	1,392 00	-	417 00	-	-	-	6	-	115	-	280	-	-	1,454	-	139,328
Leather, - lbs.	750	150 00	2,374	609	1,250	280 00	337	80 00	845	230	400	80	-	2,200	440	-	-	-	-	22,698	5,302
Logwood, - tons.	-	-	-	-	-	-	-	-	-	-	-	-	-	-	-	-	-	-	-	264	3,911
Lignumvitæ, do.	-	-	-	-	-	-	-	-	-	-	-	-	-	-	-	-	-	-	-	176	1,760
Lead and Shot, do.	-	-	5	700	-	-	-	-	1	110	-	-	-	-	-	-	-	-	-	6	810
Mahogany, -	-	-	-	207	-	-	-	-	-	-	-	-	-	-	-	-	-	-	-	90	18,531
Medicine and Drugs, -	-	-	-	125	-	170 00	-	-	-	50	-	-	-	-	60	-	-	-	-	-	1,735
Merchandise, -	-	1,692 00	-	9,935	-	2,650 00	-	290 00	-	200	-	-	1,520	-	30	-	250	-	-	-	28,156
		741,097 50		1,492,324		198,095 50		35,316 50		26,687		854		120,441		16,237		65,205		7,631,133	

ABSTRACT OF EXPORTS—Continued.

SPECIES OF MERCHANDISE EXPORTED.	GREAT BRITAIN.		FRANCE.		SPAIN.		PORTUGAL.		HOLLAND.		FLANDERS.		GERMANY.		DENMARK.		SWEDEN.		MEDITERRANEAN.		NOVA SCOTIA.		
	Quantity.	Value.	Quantity.	Value.	Quantity.	Value.	Quantity.	Value.	Quantity.	Value.	Quantity.	Value.	Quantity.	Value.	Quantity.	Value.	Quantity.	Value.	Quantity.	Value.	Quantity.	Value.	
<i>Amount br't forward,</i>	-	2,432,685 50	-	414,062	-	1,101,981	-	628,432	-	171,458	-	9,002	-	48,130	-	443	-	10,832	-	31,253	-	86,597	
Molasses, - galls.	60	15 00	330	90	1,000	225	346	88	-	-	-	-	-	-	118	32	829	220	-	-	5,700	1,450	
Muskets, -	-	-	-	-	-	-	50	250	-	-	-	-	-	-	-	-	-	-	-	-	-	-	
Nankeens, - bales.	-	-	-	-	-	-	-	-	-	-	-	-	-	-	-	-	-	-	8	2,000	-	-	
Linseed Oil, - brls.	2	50 00	-	-	-	-	16	240	-	-	-	-	-	-	-	-	-	-	-	-	2	30	
PROVISIONS.																							
Flour, - brls.	104,880	676,274 00	61,049	392,341	97,288	603,109	58,218	392,825	-	-	-	-	592	2,443	-	-	-	-	165	330	19,009	111,458	
Bread, - do.	201	610 00	950	2,616	863	2,612	830	2,548	11	52	-	-	50	100	30	105	-	-	-	-	9,942	28,182	
Meal, - do.	1,401	5,435 00	-	-	4,103	13,287	240	830	2	4	-	-	-	-	-	-	-	-	-	-	6,170	15,886	
Peas & Beans, bshls.	321	222 00	119	112	657	556	285	586	10	5	-	-	-	-	-	-	-	-	70	60	2,076	2,101	
Beef, - brls.	122	620 00	1,382	8,596	961	6,083	149	921	39	234	-	-	-	-	-	-	513	3,791	10	70	1,131	7,111	
Pork, - do.	32	278 00	667	5,513	779	7,146	198	1,647	171	1,457	-	-	-	-	-	-	72	648	36	270	826	8,066	
Hams and Bacon, lbs.	800	80 00	450	50	8,000	630	64,494	5,144	-	-	-	-	-	-	-	-	-	-	-	-	6,270	457	
Butter, - firks's,	384	2,310 00	-	-	233	1,172	34	203	-	-	-	-	-	-	-	-	-	-	-	-	363	1,890	
Cheese, - lbs.	-	-	6,200	387	10,190	404	3,000	222	-	-	-	-	-	-	-	-	-	-	-	-	4,300	237	
Potatoes, - brls.	-	-	-	-	-	-	-	-	-	-	-	-	-	-	-	-	-	-	-	-	-	74	78
Tongues, - do.	-	-	-	-	1	8	27	27	-	-	-	-	-	-	-	-	-	-	-	-	-	9	86
Onions and vegetables.	-	153	-	-	-	-	-	-	-	-	-	-	-	-	-	-	-	-	-	-	-	526	78
Hogs Lard, - firks's,	41	510 00	-	-	102	530	6	37	-	-	-	-	-	-	2	10	-	-	-	-	27	117	
Honey, - do.	151	906 00	14	84	-	-	-	-	-	-	-	-	-	-	-	-	-	-	-	-	-	-	
Oysters pickled, kegs,	4	4 00	-	-	-	-	-	-	-	-	-	-	-	-	-	-	-	-	-	-	-	50	
Pimento, - bags,	14	100 00	-	-	-	-	-	-	700	4,820	-	-	-	-	-	-	-	-	-	-	-	50	
Pepper, - lbs.	900	300 00	-	-	-	-	-	-	-	-	-	-	-	-	-	-	-	-	-	-	-	150	
Paper, - re'ns.	-	-	-	-	-	-	-	-	-	-	-	-	-	-	-	-	-	-	-	-	-	400	
Paint, - lbs.	-	-	-	-	-	-	-	-	-	-	-	-	-	-	-	-	-	-	-	-	-	71	
Pitch, - brls.	7,000	13,920 00	495	913	29	52	100	200	331	497	-	-	81	243	-	-	-	-	10	20	76	192	
Raw Hides, -	-	-	-	-	-	-	-	-	70	140	-	-	160	345	-	-	-	-	-	-	-	-	
		3,134,472 50		824,764		1,737,795		1,034,200		178,667		9,002		51,261		590		15,491		34,003		264,635	

ABSTRACT OF EXPORTS—Continued.

SPECIES OF MERCHANDISE EXPORTED.	BRITISH WEST INDIES.		FRENCH WEST INDIES.		DUTCH WEST INDIES.		DANISH WEST INDIES.		SPANISH WEST INDIES AND FLORIDA.		SWEDISH WEST INDIES.		PORTUGUESE ISLANDS.		AFRICAN ISLANDS AND C <sup>T</sup> OF AFRICA.		EAST INDIES.		TOTAL.		
	Quantity.	Value.	Quantity.	Value.	Quantity.	Value.	Quantity.	Value.	Quantity.	Value.	Quantity.	Value.	Quantity.	Value.	Quantity.	Value.	Quantity.	Value.	Quantity.	Value.	
<i>Amount br't forward,</i>	-	741,097 50	-	1,492,324	-	198,095 50	-	35,316 50	-	26,687	-	854	-	120,441	-	16,237	-	65,205	-	7,631,133	
Molasses, - galls,	1,032	250	962	163	-	-	-	-	-	-	-	-	4,660	1,241	-	-	500	130	15,537	3,904	
Muskets, - "	-	-	50	250	-	-	-	-	-	-	-	-	-	-	-	-	-	-	-	100	500
Nankeens, - bales,	-	-	-	-	1	65	1	125	1	125	-	-	-	-	-	-	-	-	-	11	2,315
Linseed Oil, - brls.	12	180	60	972	24	460	-	-	-	-	3	30	-	-	-	-	-	-	-	119	1,962
PROVISIONS.																					
Flour, - brls.	139,286	858,006	173,290	1,090,654	38,691	254,497	10,568	66,259	10,010	69,896	33	165	10,432	66,467	617	3,394	495	2,975	724,623	4,591,293	
Bread, - do.	39,860	111,185	12,167	32,102	6,817	18,753	3,010	7,641	400	989	-	-	276	1,289	220	695	40	195	75,667	209,674	
Meal, - do.	38,122	124,067	13,529	32,393	10,913	31,951	22,716	69,032	235	656	114	241	2,426	8,606	102	306	-	-	99,973	302,694	
Peas & Beans, bshls.	20,833	10,040	8,500	7,444	4,032	2,857	550	456	294	381	89	63	886	863	-	-	-	-	38,752	25,746	
Beef, - brls.	47	301	34,765	216,638	906	5,634	1,352	8,333	816	5,645	59	357	1,439	9,269	240	1,623	730	4,325	44,662	279,551	
Pork, - do.	823	6,358	9,589	87,707	8,676	65,472	796	6,804	558	5,505	213	1,922	785	6,656	68	800	200	1,850	24,462	208,099	
Hams and Bacon, lbs.	1,200	100	72,814	5,844	32,288	2,701	26,874	2,174	15,005	1,321	3,000	200	10,200	855	-	2,160	172	253,555	19,728		
Butter, - firks.	80	480	3,288	18,195	1,530	9,148	173	1,057	1,962	12,260	-	-	94	503	38	199	200	1,170	8,379	48,587	
Cheese, - lbs.	5,850	380	43,279	2,538	17,299	939	750	44	41,446	2,945	-	-	4,630	315	6,550	344	1,250	75	144,734	8,830	
Potatoes, - brls.	809	955	2,777	2,917	548	636	138	143	771	1,072	21	26	180	182	-	-	-	-	5,318	6,009	
Tongues, - do.	35	70	352	826	211	521	-	-	5	50	-	-	1	10	-	-	-	-	641	1,598	
Onions and vegetables,	-	1,380	-	15,148	-	2,145	-	157	-	3,246	-	-	-	-	-	181	-	-	-	22,936	
Hogs Lard, - firks.	19	95	5,367	26,440	319	1,567	149	687	264	1,189	-	-	4	18	-	-	55	275	6,355	31,475	
Honey, - do.	-	-	-	-	-	-	-	-	-	-	-	-	-	-	-	-	-	-	165	990	
Oysters pickled, kegs,	16	16	20	20	112	112	25	25	45	45	-	-	-	-	-	-	-	-	272	272	
Pimento, - bags,	-	-	-	-	-	-	-	-	1	8	-	-	-	-	-	-	-	-	715	4,928	
Pepper, - lbs.	-	-	250	90	-	-	-	-	3,800	1,000	-	-	-	-	-	-	-	-	6,100	1,440	
Paper, - re'ns,	-	-	4	8	-	-	-	-	6	24	102	204	-	-	-	-	-	-	169	381	
Paint, - lbs.	200	40	-	-	-	-	33	65	3,900	820	-	-	-	-	24	80	-	-	4,650	963	
Pitch, - brls.	427	753	121	258	84	180	32	58	-	-	-	-	67	155	22	47	-	-	8,875	17,488	
Raw Hides, - "	-	-	-	-	-	-	-	-	-	-	-	-	-	-	-	-	-	-	230	485	
		1,855,753 50		3,033,131		595,733 50		198,408 50		133,864		4,062		216,870		23,906		76,372		13,422,981	

ABSTRACT OF EXPORTS—Continued.

SPECIES OF MERCHANDISE EXPORTED.	GREAT BRITAIN.		FRANCE.		SPAIN.		PORTUGAL.		HOLLAND.		FLANDERS.		GERMANY.		DENMARK.		SWEDEN.		MEDITERRANEAN.		NOVA SCOTIA.	
	Quantity.	Value.	Quantity.	Value.	Quantity.	Value.	Quantity.	Value.	Quantity.	Value.	Quantity.	Value.	Quantity.	Value.	Quantity.	Value.	Quantity.	Value.	Quantity.	Value.	Quantity.	Value.
<i>Amount br't forward,</i>	-	3,134,472 50	-	824,764	-	1,737,795	-	1,034,200	-	178,667	-	9,002	-	51,261	-	590	-	15,491	-	34,003	-	264,635
Raw silk, lbs.	93	279	84	210	-	-	-	-	-	-	-	-	-	-	-	-	-	-	-	-	-	-
Rosin, bbls.	186	430	20	40	-	-	75	150	30	137	-	-	-	-	-	-	-	-	-	-	-	-
Rice, tierces,	36,930	773,852	9,964	156,461	3,875	59,747	627	10,804	10,315	155,587	-	-	14,711	220,801	-	-	50	800	110	1,540	76	1,178
Rum, American, gls.	833	352	14,033	5,087	6,924	2,225	9,585	3,140	15,487	5,900	-	-	2,732	850	384	128	18,589	5,823	1,252	370	5,512	1,605
West India, do.	110	84	-	-	-	-	-	-	-	-	-	-	2,200	1,375	-	-	-	-	-	-	-	2,400
Raisins, casks,	6	36	-	-	-	-	-	-	-	-	-	-	-	-	-	-	-	-	-	-	-	69
Salt, bushels,	-	-	-	-	-	-	-	-	-	-	-	-	-	-	-	-	7,365	737	-	-	-	2,604
Sago, lbs.	2,194	430	-	-	-	-	-	-	-	-	-	-	-	-	-	-	-	-	-	-	-	1,140
Soap, boxes,	-	-	-	-	-	-	-	-	-	-	-	-	-	-	-	-	4	20	-	-	-	81
Snuff, lbs.	4,100	1,394	-	-	-	-	-	-	-	-	-	-	-	-	-	-	-	-	-	-	-	228
Seeds and roots,	-	1,242	-	283	-	-	-	-	-	210	-	-	-	-	-	-	-	-	-	-	-	80
Shoes and boots, prs.	124	143	-	-	-	-	-	-	-	-	-	-	-	-	-	-	-	-	-	-	-	30
Saddlery,	-	-	-	-	-	-	-	-	-	42	-	-	-	-	-	-	-	-	-	-	-	211
Starch,	-	-	-	-	-	44	-	-	-	-	-	-	-	-	-	-	-	-	-	-	-	824
Sugar, loaf, lbs.	-	-	-	-	-	-	-	-	-	-	-	-	-	-	-	-	-	-	-	-	-	788
brown, do.	-	-	-	-	-	-	-	-	-	-	-	-	-	-	-	-	-	-	-	-	-	824
Sassafras, do.	49,504	555	-	-	-	-	-	-	-	-	-	-	-	-	-	-	-	-	-	-	-	5,728
Steel, bundles,	-	-	-	-	-	-	-	-	-	-	-	-	-	-	-	-	-	-	-	-	-	428
Stones, sawed,	-	-	-	-	-	-	-	-	-	-	-	-	-	-	-	-	-	-	-	-	-	-
Tallow, lbs.	156,708	17,211	6,500	550	-	-	-	5,430	450	-	-	-	-	-	150	12	-	-	-	-	-	200
Tobacco, hhds.	73,708	2,754,493	10,876	384,642	568	18,788	-	23,448	851,573	158	5,266	5,612	201,999	471	14,242	-	182	7,370	-	-	-	302
Tea, chests,	2	71	20	1,040	45	4,572	2	160	1,156	82,197	-	4	200	-	-	-	153	11,112	2	200	48	2,132
Tar, bbls.	71,077	105,510	1,532	2,256	1,715	2,727	430	591	290	580	20	30	687	1,364	-	-	617	1,228	125	240	260	3593
Turpentine, do.	27,800	71,240	-	-	-	-	-	-	105	315	-	-	59	200	-	-	-	-	-	-	-	7
Do. spirits, do.	171	907	-	-	-	-	-	-	-	-	-	-	-	-	-	-	-	-	-	-	-	20
Tow cloth, pieces,	-	-	-	-	-	-	-	-	-	-	-	-	-	-	-	-	-	-	-	-	-	17
Vinegar, casks,	-	-	-	-	-	-	-	-	-	-	-	-	-	-	-	-	-	-	-	-	-	70
Wines, pipes,	45	4,425	1	100	-	-	5	175	5	500	-	-	-	-	-	-	-	-	-	-	-	17
Wax, lbs.	87,294	21,852	35,650	8,813	63,030	15,716	10,052	2,512	1,878	469	-	-	-	-	-	-	1,500	400	20,000	4,945	-	1,780
		6,888,978 50		1,384,246		1,841,614		1,051,830		1,276,585		14,298		478,050		14,972		42,981		41,298		279,826

ABSTRACT OF EXPORTS—Continued.

SPECIES OF MERCHANDISE EXPORTED.	BRITISH WEST INDIES.		FRENCH WEST INDIES.		DUTCH WEST INDIES.		DANISH WEST INDIES.		SPANISH WEST INDIES AND FLORIDA.		SWEDISH WEST INDIES.		PORTUGUESE ISLANDS.		AFRICAN ISLANDS AND COAST OF AFRICA.		EAST INDIES.		TOTAL.		
	Quantity.	Value.	Quantity.	Value.	Quantity.	Value.	Quantity.	Value.	Quantity.	Value.	Quantity.	Value.	Quantity.	Value.	Quantity.	Value.	Quantity.	Value.	Quantity.	Value.	
<i>Amount br't forward,</i>	-	1,855,753 50	-	3,033,131	-	595,733 50	-	198,408 50	-	133,864	-	4,062	-	216,870	-	23,906	-	76,372	-	13,422,981	
Raw silk, lbs.	-	-	-	-	-	-	-	-	-	-	-	-	-	-	-	-	-	-	-	177	489
Rosin, bbls.	1	2	2	3	-	-	-	-	-	-	-	-	-	-	-	-	-	-	-	316	778
Rice, tierces.	11,705	180,087	10,129	166,465	1,182	7,661	263	5,014	556	8,046	-	-	352	5,753	-	16	-	-	-	100,845	1,753,796
Rum, American, gls.	-	-	10,771	3,375	456	171	-	-	1,194	413	-	-	11,558	4,334	268,018	100,500	3,003	1,130	370,331	135,403	
West India, do.	-	-	-	205	114	57	-	-	-	-	-	-	2,909	1,149	1,623	714	1,950	997	12,623	5,795	
Raisins, casks.	-	-	46	320	40	210	25	100	6	36	-	-	1	4	-	-	20	100	213	1,205	
Salt, bushels.	5,000	2,280	14,789	3,413	587	172	-	-	1,466	320	-	-	-	-	-	-	114	174	31,935	8,236	
Sago, lbs.	-	-	-	-	-	-	-	-	125	25	-	-	-	-	-	-	-	-	-	2,319	455
Soap, boxes.	46	229	184	2,279	162	667	8	40	59	228	-	-	16	80	27	146	10	50	597	3,967	
Snuff, lbs.	509	450	4,640	1,571	5,500	2,004	209	50	150	60	-	-	-	-	162	50	-	-	15,350	5,609	
Seeds and roots,	-	-	-	73	-	20	-	-	-	96	-	-	-	-	-	-	-	-	-	-	2,135
Shoes and boots, prs.	24	24	2,402	2,525	1,499	1,509	110	165	92	92	37	45	50	50	700	400	-	-	5,862	5,741	
Saddlery,	-	-	-	3,755	-	872	-	240	-	430	-	-	-	60	-	-	-	-	134	-	5,541
Starch,	-	48	-	24	-	274	-	735	-	-	-	-	-	-	-	-	-	-	-	-	1,125
Sugar, loaf, lbs.	120	25	5,859	985	2,600	940	1,400	204	700	90	-	-	-	-	2,050	258	3,700	930	16,429	3,432	
brown, do.	1,530	110	-	-	200	24	13,000	560	-	-	-	-	400	40	12,500	1,075	-	-	33,358	2,237	
Sassafras, do.	-	-	-	-	-	-	-	-	-	-	-	-	-	-	-	-	-	-	49,504	555	
Steel, bundles,	-	-	1	6	-	-	-	-	2	12	-	-	-	-	-	-	160	960	163	978	
Stones, sawed,	-	-	170	550	-	-	-	-	-	-	-	-	-	-	-	-	-	-	170	550	
Tallow, lbs.	1,202	80	15,750	1,284	10,930	860	800	60	-	-	-	-	1,150	95	1,200	100	-	-	200,020	20,722	
Tobacco, hhds.	638	22,816	1,296	43,104	741	26,054	36	1,286	36	1,492	-	-	14	295	312	11,850	62	2,165	118,460	4,349,567	
Tea, chests,	5	510	120	10,363	63	3,949	16	1,285	19	1,080	2	110	12	900	3	240	-	-	1,672	121,582	
Tar, bbls.	3,502	4,806	3,010	3,890	862	1,209	120	131	110	175	10	10	60	87	170	309	470	642	85,067	126,116	
Turpentine, do.	270	603	26	49	17	38	-	-	10	22	12	24	-	-	20	30	-	-	28,326	72,541	
Do. spirits, do.	-	-	8	50	-	-	-	-	4	25	-	-	-	-	10	50	-	-	193	1,032	
Tow cloth, pieces,	-	-	64	1,227	-	-	-	-	1	22	-	-	2	25	-	-	-	-	-	67	1,274
Vinegar, casks,	-	-	-	4	21	-	-	-	2	10	-	-	-	-	1	5	-	-	24	106	
Wines, pipes,	97	9,884	54	5,689	54	6,100	10	1,165	12	1,269	-	-	3	300	4	335	767	51,527	1,074	83,249	
Wax, lbs.	200	50	1,560	400	4,000	850	-	-	-	-	-	-	6,000	1,590	-	-	-	-	231,158	57,597	
		2,077,757 50		3,284,656		649,395 50		209,443 50		147,807		4,259		231,632		139,984		135,181		20,194,794	
																					10,362
																					*20,205,156

To the Northwest coast of America,

Dollars,

\* One quarterly return from Charleston, and several small districts, are yet deficient.

*A Summary of the value and destination of the Exports of the United States, agreeably to the foregoing abstract.*

To France,	-	-	-	-	-	-	\$1,384,246	
the French West Indies,	-	-	-	-	-	-	3,284,656	\$4,668,902
Great Britain,	-	-	-	-	-	-	6,888,978 50	
the British West Indies,	-	-	-	-	-	-	2,077,757 50	
Nova Scotia,	-	-	-	-	-	-	279,826	9,246,562
Spain,	-	-	-	-	-	-	1,841,614	
the Spanish West Indies,	-	-	-	-	-	-	147,807	1,989,421
Portugal,	-	-	-	-	-	-	1,051,830	
the Portuguese isles,	-	-	-	-	-	-	231,632	1,283,462
the United Netherlands,	-	-	-	-	-	-	1,276,585	
the Dutch West Indies,	-	-	-	-	-	-	649,395 50	1,925,980 50
Denmark,	-	-	-	-	-	-	14,972	
the Danish West Indies,	-	-	-	-	-	-	209,443 50	224,415 50
Sweden,	-	-	-	-	-	-	42,981.	
the Swedish West Indies,	-	-	-	-	-	-	4,259	47,240
Flanders,	-	-	-	-	-	-	-	14,298
Germany,	-	-	-	-	-	-	-	478,050
the Mediterranean,	-	-	-	-	-	-	-	41,298
the African islands and coast of Africa,	-	-	-	-	-	-	-	139,984
the East Indies,	-	-	-	-	-	-	-	135,181
								20,194,794
the Northwest coast of America,	-	-	-	-	-	-	-	10,362
								<u>Dollars,</u> 20,205,156

In addition to the foregoing, a considerable number of packages have been exported from the United States, the value of which, being omitted in the returns from the custom houses, could not be introduced into this abstract.

TREASURY DEPARTMENT, *February 15, 1791.*

TENCH COXE, *Assistant Secretary.*

2d CONGRESS.]

No. 7.

[1st SESSION.]

IMPORTS FOR THE YEAR ENDING SEPTEMBER 30, 1790.

COMMUNICATED TO THE SENATE, NOVEMBER 18, 1791.

TREASURY DEPARTMENT, *November 18, 1791.*

SIR:

In pursuance of the order of the Senate, I have the honor to transmit a return of the imports of the United States, so modified as to convey a considerable portion of the information which I conceive they require. I beg leave to observe, that this document is a part of a set of papers relative to imports, exports, and tonnage, which have been some time in preparation at the treasury. Some others, which are completed, will be transmitted to the Senate as soon as they shall have been transcribed.

I have the honor to be, sir, with the greatest respect, your most obedient and most humble servant,

ALEXANDER HAMILTON,  
*Secretary of the Treasury.*

The VICE PRESIDENT of the United States and President of the Senate.

*A General Statement of Goods, Wares, and Merchandise, imported into the United States, from the 1st of October, 1789, to the 1st of September, 1790.*

FROM WHENCE IMPORTED.	GOODS SUBJECT TO DUTIES AD VALOREM.				
	At 5 per cent.	At 7½ per ct.	At 10 per ct.	At 12 per cent.	At 15 per cent.
	Value of Goods.	Value of Goods.	Value of Goods.	Value of Goods.	Value of Goods.
	Dollars.	Dollars.	Dollars.	Dollars.	Dollars.
Russia, - - - - -	204,898 45	1,813 28			
Sweden, - - - - -	2,381 50				
Swedish West Indies, - - - - -	32 50	8 80	31 21		
<b>Total,</b> - - - - -	<b>2,414 00</b>	<b>8 80</b>	<b>31 21</b>		
Denmark and Norway, - - - - -	9,926 00	-	31 00		
Danish West Indies, - - - - -	12,329 09	461 40	252 20	-	117 33
<b>Total,</b> - - - - -	<b>22,255 09</b>	<b>461 40</b>	<b>283 20</b>	<b>-</b>	<b>117 33</b>
United Netherlands, - - - - -	295,624 41	8,317 25	47,026 34		
Dutch West Indies and American colonies, - - - - -	30,074 75	1,029 68	1,641 74		
Cape of Good Hope, - - - - -	11,109 39		4 80		
<b>Total,</b> - - - - -	<b>336,808 55</b>	<b>9,346 93</b>	<b>48,672 88</b>		
England, Man, and Berwick, - - - - -	10,927,747 15	828,869 03	496,037 00	-	3,115 29
Guernsey, Jersey, Sark, and Alderney, - - - - -	1,098 96	160 00	30 58		
Scotland, - - - - -	629,221 75	78,898 84	19,981 28	-	788 77
Ireland, - - - - -	552,520 52	3,412 48	21,162 86		
Gibraltar, - - - - -	947 80				
Newfoundland and British fisheries, - - - - -	1,021 60	148 00	890 00		
British West Indies, - - - - -	111,007 03	1,819 60	803 39	-	66 00
British American colonies, - - - - -	24,705 63	754 59	295 49		
British East Indies, - - - - -	91,665 20				
<b>Total,</b> - - - - -	<b>12,339,935 64</b>	<b>914,062 54</b>	<b>539,200 60</b>	<b>-</b>	<b>3,970 06</b>
Imperial ports of the Austrian Netherlands and Germany, - - - - -	20,751 96	635 21	65 58		
Hamburg, Bremen, and other Hanse towns, - - - - -	133,513 80	3,201 51	15,190 58		
France, - - - - -	129,242 38	16,569 49	3,401 80		
St. Pierre, Miquelon, and French fisheries, - - - - -	565 86	11 00			
French West Indies, - - - - -	31,479 52	6,408 38	589 90	-	1,342 00
Bourbon and Mauritius, - - - - -	22,217 14	155 00	16 00		
<b>Total,</b> - - - - -	<b>183,504 90</b>	<b>23,143 87</b>	<b>4,007 70</b>	<b>-</b>	<b>1,342 00</b>
Spain, - - - - -	40,494 38	602 80	424 73		
Ivica, Majorca, and Minorca, - - - - -	637 51				
Teneriffe, and the other Canaries - - - - -	5,600 98	80 30	295 66		
Honduras, Campeachy, and Musquito Shore, - - - - -	15,235 33	-	39 60		
Spanish West Indies, - - - - -	2,112 84	-	2 67		
Floridas and Louisiana, - - - - -	7,617 89	-	119 02		
Other Spanish American colonies, - - - - -	46 00				
<b>Total,</b> - - - - -	<b>71,764 93</b>	<b>683 10</b>	<b>881 68</b>		
Portugal, - - - - -	32,732 08	2,377 87	502 85		
Madeira, - - - - -	33,476 96	1,240 61	315 51		
Fayal and other Azores, - - - - -	11,126 85	485 32	671 23		
Cape de Verd Islands, - - - - -	14,653 69	129 81	2,029 94		
<b>Total,</b> - - - - -	<b>91,989 58</b>	<b>4,233 61</b>	<b>3,519 53</b>		
Italian ports, - - - - -	9,951 67	632 00	346 00		
China, - - - - -	219,339 75	995 59	27,933 76		
West Indies generally, - - - - -	125 90				
Africa generally, - - - - -	111 63				
Uncertain, - - - - -	141,123 89	920 53	4,193 82	5 07	
<b>Grand Total,</b> - - - - -	<b>13,778,509 74</b>	<b>960,138 37</b>	<b>644,326 54</b>	<b>5 07</b>	<b>5,429 39</b>

## STATEMENT OF IMPORTS—Continued.

FROM WHENCE IMPORTED.	ENUMERATED ARTICLES PAYING EACH A SPECIFIC DUTY.					
	Madeira wine, at 18 cents.	Other wines, at 10 cents.	Spirits of Jamaica proof, at 10 cents.	Other distilled spirits at 8 cents.	Beer, ale, or porter, in casks, at 5 cents.	Molasses, at 2½ cents.
	Gallons.	Gallons.	Gallons.	Gallons.	Gallons.	Gallons.
Russia, - - - - -	-	59	-	-	-	-
Sweden, - - - - -	-	-	-	-	-	-
Swedish West Indies, - - - - -	-	-	329	5,542	-	2,067
Total, - - - - -	-	-	329	5,542	-	2,067
Denmark and Norway, - - - - -	-	-	-	10	-	-
Danish West Indies, - - - - -	8,742	451	257	389,756	-	27,534
Total, - - - - -	8,742	451	257	389,766	-	27,534
United Netherlands, - - - - -	-	1,353	733	114,448	38	-
Dutch West Indies and American colonies, - - - - -	22,757	25,415	8,898	629,207	149	784,462
Cape of Good Hope, - - - - -	-	-	-	-	-	-
Total, - - - - -	22,757	26,768	9,631	743,655	187	784,462
England, Man, and Berwick, - - - - -	1,780	5,854	14,791	10,218	81,989	-
Guernsey, Jersey, Sark, and Alderney, - - - - -	2,243	1,389	-	1,625	-	-
Scotland, - - - - -	-	8,433	979	1,781	242	-
Ireland, - - - - -	-	84	9	136	1,402	83
Gibraltar, - - - - -	-	145	-	5,364	63	-
Newfoundland and British fisheries, - - - - -	-	-	221	3,758	-	7,430
British West Indies, - - - - -	13,975	107	599,027	1,444,998	5,144	41,862
British American colonies, - - - - -	-	20	2,766	3,774	774	-
British East Indies, - - - - -	-	68	-	-	-	-
Total, - - - - -	17,998	16,100	617,793	1,471,654	89,614	49,375
Imperial ports of the Austrian Netherlands, and Germany, - - - - -	-	1,067	-	835	-	-
Hamburg, Bremen, and other Hanse towns, - - - - -	-	3,015	-	5,946	-	-
France, - - - - -	-	14,336	306	149,924	-	-
St. Pierre, Miquelon, and French fisheries, - - - - -	-	114	-	394	-	-
French West Indies, - - - - -	1,290	12,607	1,001	331,485	59	5,056,138
Bourbon and Mauritius, - - - - -	-	2,036	-	18	-	-
Total, - - - - -	1,290	29,093	1,307	481,821	59	5,056,138
Spain, - - - - -	-	88,013	33,503	30,696	-	-
Ivica, Majorca, and Minorca, - - - - -	-	172	-	284	-	-
Teneriffe, and the other Canaries, - - - - -	851	213,763	-	3,565	-	-
Honduras, Campeachy, and Musquito Shore, - - - - -	306	-	377	-	-	-
Spanish West Indies, - - - - -	529	-	299	10,375	-	525
Floridas and Louisiana, - - - - -	-	146	-	-	-	6,189
Other Spanish colonies, - - - - -	-	-	-	-	-	11,037
Total, - - - - -	1,686	302,094	34,179	44,920	-	17,751
Portugal, - - - - -	286	144,133	-	801	-	-
Madeira, - - - - -	208,714	1,845	-	1½	950	-
Fayal and other Azores, - - - - -	4,913	75,791	217	6,121	-	-
Cape de Verd Islands, - - - - -	3,678	494	-	5,432	-	519
Total, - - - - -	217,591	222,263	217	10,355½	950	519
Italian ports, - - - - -	-	13,650	-	22	-	-
China, - - - - -	943	1,314	-	1,359	-	-
West Indies generally, - - - - -	-	-	-	647	-	24,498
Africa generally, - - - - -	-	-	-	-	-	-
Uncertain, - - - - -	-	877	831	23,374	2½	30,302
Grand Total - - - - -	271,007	616,751	664,544	3,179,896½	90,812½	5,992,646



## STATEMENT OF IMPORTS—Continued.

FROM WHENCE IMPORTED.	ENUMERATED ARTICLES PAYING EACH A SPECIFIC DUTY.					
	Brown Sugar, at 1 cent.	Loaf Sugar, at 3 cents.	Other Sugars, at 1½ cents.	Coffee, at 2½ cents.	Cocoa, at 1 cent.	Tallow Candles, at 2 cts.
	Pounds.	Pounds.	Pounds.	Pounds.	Pounds.	Pounds.
Russia, - - - - -						
Sweden, - - - - -						
Swedish West Indies, - - - - -	104,702	-	-	20,421		
Total,	104,702	-	-	20,421		
Denmark and Norway, - - - - -						
Danish West Indies, - - - - -	2,832,942	60	74	166,073	9,663	
Total,	2,832,942	60	74	166,073	9,663	
United Netherlands, - - - - -		1,273	4,111			216
Dutch West Indies and American colonies, - - - - -	2,699,168	474	3,952	650,268	364,361	269
Cape of Good Hope, - - - - -				76,322		
Total,	2,699,168	1,747	8,063	726,590	364,361	485
England, Man, and Berwick, - - - - -	2,885	114,505	-	597	-	3,244
Guernsey, Jersey, Sark, and Alderney, - - - - -		13,383				
Scotland, - - - - -		8,997				2,716
Ireland, - - - - -						
Gibraltar, - - - - -						
Newfoundland and British fisheries, - - - - -	11,158			438	2,375	
British West Indies, - - - - -	2,255,613	555	2,750	618,977	45,215	4,610
British American colonies, - - - - -	8,241			59		
British East Indies, - - - - -						
Total,	2,277,897	137,440	2,750	620,071	47,590	10,570
Imperial ports of the Austrian Netherlands, and Germany, - - - - -						
Hamburg, Bremen, and other Hanse towns, - - - - -		696	402			
France, - - - - -	227	1,674		45,414		30
St. Pierre, Miquelon, and French fisheries, - - - - -	9,514					
French West Indies, - - - - -	9,300,361	4,746	11,727	2,377,584	395,827	2,293
Bourbon and Mauritius, - - - - -				68,825		
Total,	9,310,102	6,420	11,727	2,491,823	395,827	2,323
Spain, - - - - -	14,064					
Ivica, Majorca, and Minorca, - - - - -						809
Teneriffe and the other Canaries, - - - - -						
Honduras, Campeachy, and Musquito Shore, - - - - -						
Spanish West Indies, - - - - -	343,575		186,035	6,314	661	
Floridas and Louisiana, - - - - -	173,525		2,243	9,341	4,241	
Other Spanish American colonies, - - - - -	15,874					
Total,	547,038		188,278	15,776	4,902	809
Portugal, - - - - -	2,321		7,248	2,460	28,536	
Madeira, - - - - -	9,400					
Fayal and other Azores, - - - - -	405					934
Cape de Verd Islands, - - - - -	10,819					
Total,	22,945		7,248	2,460	28,536	934
Italian ports, - - - - -						
China, - - - - -			76	7,374		
West Indies generally, - - - - -	10,728					
Africa generally, - - - - -						
Uncertain, - - - - -	50,873	8,043		23,537	27,862	
Grand Total,	17,856,395	154,406	218,618	4,074,125	878,741	15,121

## STATEMENT OF IMPORTS—Continued.

FROM WHENCE IMPORTED.	ENUMERATED ARTICLES PAYING EACH A SPECIFIC DUTY.					
	Wax or Spermace Candles, at 6 cents.	Cheese, at 4 cents.	Soap, at 2 cents.	Nails and Spikes, at 1 cent.	Snuff, at 10 cents.	Indigo, at 16 cents.
	Pounds.	Pounds.	Pounds.	Pounds.	Pounds.	Pounds.
Russia, - - - - -						
Sweden, - - - - -						
Swedish West Indies, - - - - -						
Total, - - - - -						
Denmark and Norway, - - - - -						
Danish West Indies, - - - - -				145	180	
Total, - - - - -				145	180	
United Netherlands, - - - - -	10	4,988	50	10,864	40	
Dutch West Indies and American colonies, - - - - -	120	-	1,124	1,427	299	4,571
Cape of Good Hope, - - - - -						
Total, - - - - -	130	4,988	1,174	12,291	339	4,571
England, Man, and Berwick, - - - - -	135	83,936	6,500	1,588,867	79	270
Guernsey, Jersey, Sark, and Alderney, - - - - -	-	-	-	125,168	8	
Scotland, - - - - -	-	3,309	2,513	60,874	91	8
Ireland, - - - - -	11	27	-	632		
Gibraltar, - - - - -	-	40	-			
Newfoundland and British fisheries, - - - - -	-	-	420			
British West Indies, - - - - -	491	842	30	2,307	208	10,358
British American colonies, - - - - -	-	25	-	1,204	-	36
British East Indies, - - - - -						
Total, - - - - -	637	88,179	9,463	1,779,052	386	10,672
Imperial ports of the Austrian Netherlands, and Germany, - - - - -				8,400		
Hamburg, Bremen, and other Hanse towns, - - - - -		22		5,393	159	
France, - - - - -	1,593		4,474			
St. Pierre, Miquelon, and French fisheries, - - - - -						
French West Indies, - - - - -	1,487	248	8,433	1,527	1,293	16,079
Bourbon and Mauritius, - - - - -						
Total, - - - - -	3,080	248	12,907	1,527	1,293	16,079
Spain, - - - - -				4,086		214
Ivica, Majorca, and Minorca, - - - - -						
Teneriffe, and the other Canaries, - - - - -	497	200				
Honduras, Campeachy, and Musquito Shore, - - - - -						
Spanish West Indies, - - - - -						318
Floridas and Louisiana, - - - - -		1,000				667
Other Spanish American colonies, - - - - -						
Total, - - - - -	497	1,200		4,086		1,199
Portugal, - - - - -						
Madeira, - - - - -		40		1,172		
Fayal and other Azores, - - - - -			160			
Cape de Verd Islands, - - - - -		59				
Total, - - - - -		99	160	1,172		
Italian ports, - - - - -				4,155		
China, - - - - -						
West Indies generally, - - - - -						
Africa generally, - - - - -						
Uncertain, - - - - -		78		3,489		
Grand Total, - - - - -	4,344	94,814	23,704	1,819,710	2,357	32,521

## STATEMENT OF IMPORTS—Continued.

FROM WHENCE IMPORTED.	ENUMERATED ARTICLES PAYING EACH A SPECIFIC DUTY.					
	Tobacco manufact'd at 6 cents.	Cotton, at 3 cents per pound.	Bohea Tea, at 6 cents.	Bohea Tea, at 8 cents.	Souchong, and other Black Teas, at 10 cents.	Other Green Teas, at 12 cents.
	Pounds.	Bales.	Pounds.	Pounds.	Pounds.	Pounds.
Russia, - - - - -	-	-	-	353		
Sweden, - - - - -	-	-	-	318		
Swedish West Indies, - - - - -	-	-	-			
Total,	-	-	-	318		
Denmark and Norway, - - - - -	-	-	-			
Danish West Indies, - - - - -	-	9				
Total,	-	9				
United Netherlands, - - - - -	18	-	-	87,117		
Dutch West Indies, and American Colonies, - - - - -	50	86	-	93		
Cape of Good Hope, - - - - -	-	-	-			
Total,	68	86	-	87,126½		
England, Man, and Berwick, - - - - -	10	-	-	20		
Guernsey, Jersey, Sark, and Alderney, - - - - -	-	-	-			
Scotland, - - - - -	-	-	-	12		
Ireland, - - - - -	-	-	-			
Gibraltar, - - - - -	-	-	-			
Newfoundland and British Fisheries, - - - - -	-	-	-			
British West Indies, - - - - -	149	-	-			
British American Colonies, - - - - -	-	-	-			
British East Indies, - - - - -	-	-	-			
Total,	159	-	-	32		
Imperial ports of the Austrian Netherlands, and Germany, - - - - -	-	-	-	12,060		
Hamburg, Bremen, and other Hanse towns, - - - - -	200	-	-			
France, - - - - -	-	-	-	180		
St. Pierre, Miquelon, and French Fisheries, - - - - -	-	-	-			
French West Indies, - - - - -	792	5	-	5		
Bourbon and Mauritius, - - - - -	-	-	310	-	3,087	495
Total,	792	5	310	185	3,087	495
Spain, - - - - -	-	-	-			
Ivica, Majorca, and Minorca, - - - - -	-	-	-			
Teneriffe, and the other Canaries, - - - - -	-	-	-	13,377		
Honduras, Campeachy, and Musquito Shore, - - - - -	-	-	-			
Spanish West Indies, - - - - -	473	-	-			
Floridas and Louisiana, - - - - -	732	-	-			
Other Spanish American Colonies, - - - - -	-	-	-			
Total,	1,205	-	-	13,377		
Portugal, - - - - -	-	-	-	184,989		
Madeira, - - - - -	-	-	-			
Fayal, and other Azores, - - - - -	-	-	-	688		
Cape de Verd Islands, - - - - -	-	-	-			
Total,	-	-	-	185,677		
Italian ports, - - - - -	-	-	-			
China, - - - - -	700	-	1,502,685	-	374,945	89,013
West Indies generally, - - - - -	-	-	-			
Africa generally, - - - - -	-	-	-			
Uncertain, - - - - -	-	-	-	322½		
Grand Total,	3,124	100	1,502,995	299,451	378,032	89,508

## STATEMENT OF IMPORTS—Continued.

FROM WHENCE IMPORTED.	ENUMERATED ARTICLES PAYING EACH A SPECIFIC DUTY.					
	Souchong and other black Teas, at 13 cents.	Bohea, Tea, at 15 cents.	Other green Teas, at 16 cents.	Hyson, at 20 cents.	Souchong and other black Teas, at 22 cents.	Hyson, Tea, at 26 cents.
	Pounds.	Pounds.	Pounds.	Pounds.	Pounds.	Pounds.
Russia, - - - - -						
Sweden, - - - - -	169					
Swedish West Indies, - - - - -						
Total,	169					
Denmark and Norway, - - - - -						
Danish West Indies, - - - - -						3
Total,						3
United Netherlands, - - - - -	21,007	8,066	996½		159	7,688
Dutch West Indies and American colonies, - - - - -	17½				156	307
Cape of Good Hope, - - - - -						
Total,	21,024½	8,066	996½		315	7,995
England, Man, and Berwick, - - - - -	773	1,149	217		1,089½	1,840
Guernsey, Jersey, Sark, and Alderney, - - - - -		52	790		9	
Scotland, - - - - -						
Ireland, - - - - -						
Gibraltar, - - - - -						
Newfoundland and British fisheries, - - - - -		20				
British West Indies, - - - - -						
British American colonies, - - - - -		67				
British East Indies, - - - - -						
Total,	773	1,288	1,007		1,098½	1,840
Imperial ports of the Austrian Netherlands, and Germany, - - - - -	9,836				1,622	1,197
Hamburg, Bremen, and other Hanse towns, - - - - -		238			911	
France, - - - - -	208				237	574
St. Pierre, Miquelon, and French fisheries, - - - - -						
French West Indies, - - - - -		35			63	
Bourbon and Mauritius, - - - - -				521		
Total,	208	35		521	300	574
Spain, - - - - -						
Ivica, Majorca, and Minorca, - - - - -						
Teneriffe and the other Canaries, - - - - -	10,858		3,128			518
Honduras, Campeachy, and Musquito Shore, - - - - -						
Spanish West Indies, - - - - -						
Floridas and Louisiana, - - - - -						
Other Spanish American colonies, - - - - -						
Total,	10,858		3,128			518
Portugal, - - - - -	29,215		4,033		252	4,703
Madeira, - - - - -	102					32
Fayal and other Azores, - - - - -						
Cape de Verd Islands, - - - - -						
Total,	29,317		4,033		252	4,734
Italian ports, - - - - -						
China, - - - - -				630,789		
West Indies generally, - - - - -						
Africa generally, - - - - -						2
Uncertain, - - - - -						61
Grand Total,	72,185½	9,627	9,164½	631,310	4,498½	16,924

## STATEMENT OF IMPORTS—Continued.

FROM WHENCE IMPORTED.	ENUMERATED ARTICLES PAYING EACH A SPECIFIC DUTY.					
	Other Green Teas at 27 cents.	Hyson Tea, at 45 cents.	Cables, at 75 cents.	Tarred Cordage, at 75 cents.	Untarred Cordage & Yarn, at 90 cents.	Twine or Pack-thread, at 200 cts.
	Pounds.	Pounds.	112 pd's.	112 p'ds.	112 p'ds.	112 p'ds.
Russia, - - - - -	-	-	219 0 0	2,369 2 2		
Sweden, - - - - -	-	-				
Swedish West Indies, - - - - -	-	-				
Total,						
Denmark and Norway, - - - - -	-	-				
Danish West Indies, - - - - -	59	64	-	4 2 0	-	0 1 12
Total,	59	64	-	4 2 0	-	0 1 12
United Netherlands, - - - - -	-	131	92 2 12	35 2 12	238 2 12	13 3 26
Dutch West Indies and American colonies, - - - - -	152	1	24 0 18	68 1 11	-	2 2 22
Cape of Good Hope, - - - - -	-	-	-	-	-	-
Total,	152	132	116 3 2	103 3 23	228 2 12	16 2 20
England, Man, and Berwick, - - - - -	2,082	3,295	140 1 0	2,346 0 14	449 1 17	573 3 13
Guernsey, Jersey, Sark, and Alderney, - - - - -	-	755	-	19 0 6	-	3 0 12
Scotland, - - - - -	-	138	-	74 0 1	216 1 0	65 0 4
Ireland, - - - - -	-	-	115 0 12	43 0 15	-	-
Gibraltar, - - - - -	-	-	-	-	-	-
Newfoundland and British fisheries, - - - - -	-	-	-	-	-	-
British West Indies, - - - - -	-	-	-	93 3 24	2 0 16	2 2 21
British American colonies, - - - - -	-	1	-	-	-	1 1 10
British East Indies, - - - - -	-	-	-	-	-	-
Total,	2,082	4,189	255 1 12	2,576 1 4	667 3 5	646 0 4
Imperial ports of the Austrian Netherlands, and Germany, - - - - -	-	1,268				
Hamburg, Bremen, and other Hanse towns, - - - - -	175	325	-	7 3 10	-	7 1 24
France, - - - - -	-	64	22 1 0	202 3 20	-	12 2 20
St. Pierre, Miquelon, and French fisheries, - - - - -	-	-	-	-	-	-
French West Indies, - - - - -	-	716	22 0 0	117 3 17	0 3 22	4 3 21
Bourbon and Mauritius, - - - - -	-	-	-	-	-	-
Total,	-	780	44 1 0	320 3 9	0 3 22	17 2 13
Spain, - - - - -	-	-	-	63 3 3		
Ivica, Majorca, and Minorca, - - - - -	-	-	-	-	-	-
Teneriffe, and the other Canaries, - - - - -	-	-	-	-	-	-
Honduras, Campeachy, and Musquito Shore, - - - - -	-	-	-	-	-	-
Spanish West Indies, - - - - -	-	-	-	-	-	-
Floridas and Louisiana, - - - - -	-	-	-	-	-	-
Other Spanish American colonies, - - - - -	-	-	-	-	-	-
Total,	-	-	-	63 3 3		
Portugal, - - - - -	-	-	-	37 1 0		
Madeira, - - - - -	-	-	-	-	-	-
Fayal and other Azores, - - - - -	-	-	-	-	-	-
Cape de Verd Islands, - - - - -	-	-	-	127 1 11		
Total,	-	-	-	164 2 11		
Italian ports, - - - - -	-	-	-	-	-	-
China, - - - - -	-	-	-	-	-	-
West Indies generally, - - - - -	-	-	-	-	-	-
Africa generally, - - - - -	-	-	-	-	-	-
Uncertain, - - - - -	60	-	-	49 0 22	-	0 3 14
Grand Total	2,528	6,758	635 1 14	5,660 1 27	897 1 11	689 0 3

## STATEMENT OF IMPORTS—Continued.

FROM WHENCE IMPORTED.	ENUMERATED ARTICLES PAYING EACH A SPECIFIC DUTY.					
	Steel un- wrought, at 56 cents.	Cider, beer, ale, or por- ter, in bot- tles, at 20 cents.	Wool and cotton Cards, at 50 cents.	Salt, at 8 cents.	Coal, at 2 cents.	Malt, at 10 cents.
	Cwt.	Dozens.	Dozens.	Bushels.	Bushels.	Bushels.
Russia, - - - - -						
Sweden, - - - - -	100 0 0					
Swedish West Indies, - - - - -				1,727		
Total, - - - - -	100 0 0			1,727		
Denmark and Norway, - - - - -						
Danish West Indies, - - - - -	12 2 0	40½		36,190		
Total, - - - - -	12 2 0	40½		36,190		
United Netherlands, - - - - -	2,311 0 9			529		
Dutch West Indies and American colonies, - - - - -		1		471,529	60	
Cape of Good Hope, - - - - -						
Total, - - - - -	2,311 0 9	1		472,058	60	
England, Man, and Berwick, - - - - -	2,609 2 24	16,533	592	676,051	86,285	1,917
Guernsey, Jersey, Sark, and Alderney, - - - - -						
Scotland, - - - - -	86 1 10	1,429½	165		46,841	
Ireland, - - - - -		134		3,799	17,543	
Gibraltar, - - - - -		40		5,343		
Newfoundland and British fisheries, - - - - -		230		100		
British West Indies, - - - - -	2 2 14	246½		314,792	15,192	
British American colonies, - - - - -				1,700	1,062	
British East Indies, - - - - -						
Total, - - - - -	2,698 2 20	18,613	757	1,001,785	166,923	1,917
Imperial ports of the Austrian Netherlands and Germany, - - - - -						
Hamburg, Bremen, and other Hanse towns, - - - - -	317 0 2	4		35		
France, - - - - -	4 2 16			29,182	1,732	
St. Pierre, Miquelon, and French fisheries, - - - - -						
French West Indies, - - - - -		190	1½	101,691		
Bourbon and Mauritius, - - - - -						
Total, - - - - -	4 2 16	190	1½	130,873	1,732	
Spain, - - - - -		66		163,643	3,762	
Ivica, Majorca, and Minorca, - - - - -				32,928		
Teneriffe, and the other Canaries - - - - -				10,766		
Honduras, Campeachy, and Musquito Shore, - - - - -						
Spanish West Indies, - - - - -				6,395		
Floridas and Louisiana, - - - - -						
Other Spanish American colonies, - - - - -				12		
Total, - - - - -		66		213,744	3,762	
Portugal, - - - - -				317,172		3,204
Madeira, - - - - -		58		960	1,818	
Fayal and other Azores, - - - - -						
Cape de Verd Islands, - - - - -	52 3 12	9		160,309		
Total, - - - - -	52 3 12	67		478,421	1,818	3,204
Italian ports, - - - - -				3,777		
China, - - - - -						
West Indies generally, - - - - -				1,862		
Africa generally, - - - - -						
Uncertain, - - - - -		15½		15,289	9,182	
Grand Total, - - - - -	5,496 3 3	18,997	758½	2,355,761	183,677	5,121

STATEMENT OF IMPORTS—Continued.

FROM WHENCE IMPORTED.	ENUMERATED ARTICLES PAYING EACH A SPECIFIC DUTY.						
	Packs of Playing Cards, at 10 cents.	Barrels of pickled Fish at 75 cents.	Quintals of dried Fish, at 50 cents.	Shoes, Slippers, or Golo Shoes, of leather, at 7 cents.	Shoes or Slippers of silk or stuff, at 10 cents.	Boots, at 50 cents.	Specie.
	Number.	Number.	Number.	Pairs.	Pairs.	Pairs.	Dolls.
Russia, - - - - -							
Sweden, - - - - -							
Swedish West Indies, - - - - -							
Total,							
Denmark and Norway, - - - - -							
Danish West Indies, - - - - -	600	10	-	201	-	5	
Total,	600	10	-	201	-	5	
United Netherlands, - - - - -		10	2 2 0	1,111	18		
Dutch West Indies and American colonies, - - - - -		36	2 1 18	154	65	6	
Cape of Good Hope, - - - - -							
Total,		46	4 3 18	1,265	83	6	
England, Man, and Berwick, - - - - -	17,952	106	38 2 0	42,822	22,065	708	42,000
Guernsey, Jersey, Sark, and Alderney, - - - - -		1					
Scotland, - - - - -		18	26 0 0	13,790	3,314	102	
Ireland, - - - - -	600		5 0 0	56	267	27	
Gibraltar, - - - - -							
Newfoundland and British fisheries, - - - - -		212	930 2 0	50			
British West Indies, - - - - -		20		120	3	40	
British American colonies, - - - - -	118	2,897	2,771 0 1	201	6		
British East Indies, - - - - -				5			
Total,	18,670	3,254	3,771 0 1	57,044	25,655	877	42,000
Imperial ports of the Austrian Netherlands and Germany, - - - - -							
Hamburg, Bremen, and other Hanse towns, - - - - -		1		1,194		2	
France, - - - - -		34		31	36	6	
St. Pierre, Miquelon, and French fisheries, - - - - -		55	68 2 0				
French West Indies, - - - - -		61		142	7	30	
Bourbon and Mauritius, - - - - -					260		
Total,		155	68 2 0	173	303	36	
Spain, - - - - -			25 0 0				
Ivica, Majorca, and Minorca, - - - - -							
Teneriffe and the other Canaries, - - - - -							
Honduras, Campeachy, and Musquito Shore, - - - - -							
Spanish West Indies, - - - - -							
Floridas and Louisiana, - - - - -			2 0 0				
Other Spanish American colonies, - - - - -							
Total,			27 0 0				
Portugal, - - - - -		2		12			
Madeira, - - - - -							
Fayal and other Azores, - - - - -	648						
Cape de Verd Islands, - - - - -	12						
Total,	660	2		12			
Italian ports, - - - - -							
China, - - - - -				4	45	1	
West Indies generally, - - - - -							
Africa generally, - - - - -							
Uncertain, - - - - -		5		314	250		
Grand Total,	19,930	3,468	3,871 1 19	60,207	26,336	927	42,000

TREASURY DEPARTMENT, October 1, 1791.

TENCH COXE, Assistant Secretary.

2d CONGRESS.]No. 8.[1st SESSION.]

## TONNAGE FOR THE YEAR ENDING 30TH SEPTEMBER, 1790.

COMMUNICATED TO THE SENATE, NOVEMBER 28, 1791.

TREASURY DEPARTMENT, *November 25, 1791.*

SIR:

In further obedience to the order of the Senate, I have the honor to transmit a return of the Tonnage of all the vessels employed in the import, coasting, and fishing trades of the United States, for one year, ending on the 30th September, 1790. This document will be found to exhibit the degree in which American and foreign vessels participate in every branch of the commerce of the United States, except the export trade, for which a similar return is now in preparation.

I have the honor to be, with the highest respect, sir, your most obedient and most humble servant,

ALEXANDER HAMILTON, *Secretary of the Treasury.*

The VICE PRESIDENT of the *United States* and PRESIDENT of the *Senate.*



General Statement of the Tonnage of Vessels entered into the United States, from foreign ports, between the 1st day of October, 1789, and the 30th day of September, 1790, together with the Coasting and Fishing Vessels.

HOW EMPLOYED, OR FROM WHENCE ARRIVED.	TO WHAT NATION BELONGING.													Amount of their National Tonnage from the Dominions of each Power, &c.	Amount of American Tonnage from the Dominions of each Power, &c.	Tonnage built in the United States, but owned in part, or wholly, by foreigners.	Total of Foreign Tonnage from each Kingdom, &c.	Total of Tonnage from each Kingdom, &c. or in the fishing & coasting trade.
	The United States.	United States and foreign	France.	Great Britain.	Ireland	Spain.	United Netherlands.	Imperial.	Hanse Towns.	Denmark.	Portugal.	Sweden.	Prussia					
	Tons.	Tons.	Tons.	Tons.	Tons.	Tons.	Tons.	Tons.	Tons.	Tons.	Tons.	Tons.	Tons.					
Coasting vessels, - - - - -	169,852.1	*	1,927.6	9,564.10	213.10	189.5	608.1	-	-	666.10	-	182.9	394	-	169,852.1	-	13,747.3	183,599.4
Fishing vessels, - - - - -	31,842	-	-	-	-	-	-	-	-	-	-	-	-	-	31,842	-	-	31,842
Russia, - - - - -	1,385.1	-	61.6	-	-	-	-	-	-	-	-	-	-	-	1,385.1	-	61.6	1,446.7
Sweden, - - - - -	100	-	-	-	-	-	-	-	-	-	-	-	-	128.2	750	-	254.2	1,004.2
Swedish West Indies, - - - - -	650	-	-	126	-	-	-	-	-	-	-	128.2	-	-	-	-	-	-
Denmark and Norway, - - - - -	180	-	-	-	-	-	-	-	-	-	-	-	-	681.6	14,655.9	-	2,158.10	16,814.7
Danish West Indies, - - - - -	14,475.9	-	73	621.1	-	-	648	-	-	681.6	135.3	-	-	-	-	-	-	-
United Netherlands, - - - - -	8,547.7	-	-	2,528	-	-	2,626.9	-	389.2	280	-	-	-	-	-	-	-	-
Dutch West Indies and American Colonies, - - - - -	50,063.8	-	76.3	4,179.3	-	136	891.3	-	-	-	109.6	-	-	3,518	58,858.3	-	11,216.2	70,074.5
Cape of Good Hope, - - - - -	247	-	-	-	-	-	-	-	-	-	-	-	-	-	-	-	-	-
England, Man, and Berwick, - - - - -	30,168.2	625	-	67,591.10	-	231	-	-	-	-	-	-	-	-	-	-	-	-
Guernsey, Jersey, Sark, and Alderney, - - - - -	498	-	-	1,545.5	-	-	-	-	-	-	-	-	-	-	-	-	-	-
Scotland, - - - - -	1,371.1	-	-	9,863.2	-	-	-	-	-	-	-	-	-	-	-	-	-	-
Ireland, - - - - -	7,043.3	-	-	6,438.3	1,919.8	-	-	-	-	-	-	-	-	194,210.6	43,580.1	625	196,906.4	241,111.5
Gibraltar, - - - - -	91	-	-	1,011.10	-	-	-	-	-	-	-	-	-	-	-	-	-	-
Newfoundland and British fisheries, - - - - -	109	-	-	2,360.2	-	-	-	-	-	-	-	-	-	-	-	-	-	-
British West Indies, - - - - -	4,057.6	-	-	85,772.6	545.2	-	-	-	-	-	-	-	-	-	-	-	-	-
British American Colonies, - - - - -	242.1	-	-	19,627.4	-	-	-	-	-	-	-	-	-	-	-	-	-	-
Imperial Ports of the Austrian Netherlands and Germany, - - - - -	1,582.1	-	-	796	-	-	410	334	1,275.5	284.4	-	-	-	1,275.5	1,582.1	-	796	2,378.1
Hamburg, Bremen, and other Hanse Towns, - - - - -	1,480.9	-	-	822.7	-	-	-	-	-	-	-	-	-	-	1,480.9	-	3,126.4	4,607.1
France, - - - - -	18,665.10	-	6,097.4	1,824.2	-	-	1,257.3	-	-	-	-	-	-	-	-	-	-	-
St. Pierre, Miquelon, and French fisheries, - - - - -	1,408.5	-	34	-	-	103	-	-	-	-	-	-	-	-	-	-	-	-
French West Indies, - - - - -	95,838.1	-	3,925.6	1,256.9	-	182	225.2	-	-	-	-	-	-	10,135.10	116,410.4	23	14,984.2	131,417.6
Bourbon and Mauritius, - - - - -	508	-	-	-	-	-	-	-	-	-	-	-	-	-	-	-	-	-
French African ports, - - - - -	-	-	79	-	-	-	-	-	-	-	-	-	-	-	-	-	-	-
Spain, - - - - -	16,812.2	-	1,277.11	2,838.10	-	3,465.10	-	-	283.5	267.10	-	-	-	-	-	-	-	-
Ivica, Majorca, and Minorca, - - - - -	148	-	-	1,018	-	-	-	-	-	-	-	-	-	-	-	-	-	-
Teneriffe and other Canaries, - - - - -	1,554.1	-	75	453.1	-	157	-	-	-	235.4	202	-	-	-	-	-	-	-
Honduras, Campeachy, and Musquito Shore, - - - - -	-	-	-	1,198.5	-	-	-	-	-	-	-	-	-	7,789.1	19,695.11	-	16,248.8	35,944.7
Spanish West Indies, - - - - -	900.6	-	-	375.9	-	-	1,247.5	-	-	-	-	-	-	-	-	-	-	-
Floridas and Louisiana, - - - - -	281.2	-	-	61	-	-	2,778.2	-	-	-	-	-	-	-	-	-	-	-
Other Spanish American Colonies, - - - - -	-	-	-	-	-	-	140.8	-	-	-	173	-	-	-	-	-	-	-

\* The Coasting Tonnage is increased by the practice of taking out licences for the single voyage from State to State. The vessels actually employed in the Coasting Trade may be computed at 120,000 tons.

GENERAL STATEMENT—Continued.

HOW EMPLOYED, OR FROM WHENCE ARRIVED.	TO WHAT NATION BELONGING.													Amount of their National Tonnage from the Dominions of each Power, &c.	Amount of American Tonnage from the Dominions of each Power, &c.	Tonnage built in the United States, but owned in part or wholly by foreigners.	Total of Foreign Tonnage from each Kingdom, &c.	Total of Tonnage from each Kingdom, &c. or in the Fishing & Coasting Trade.
	The United States.	United States and foreign.	France.	Great Britain.	Ireland.	Spain.	United Nether lands.	Impe- rial.	Hanse Towns.	Den- mark.	Portu gal.	Swe- den.	Prussia					
	Tons.	Tons.	Tons.	Tons.	Tons.	Tons.	Tons.	Tons.	Tons.	Tons.	Tons.	Tons.	Tons.					
Portugal,	12,954.4	338.8	.	3,088.6	468.6	.	274	175	.	.	2,154.9	.	.	} 2,230	23,576	338.8	7,819.7	31,734.3
Madeira,	4,368.4	.	.	863.8	.	142.3	.	.	.	.	.	.	.					
Fayal and other Azores,	1,209.11	.	.	269.4	.	.	.	.	.	.	.	.	.	.	.	.	.	.
Cape de Verd Islands,	5,043.5	.	.	308.4	.	.	.	.	.	.	75.3	.	.	.	.	.	.	.
Italian Ports,	.	.	.	344	.	.	.	292.9	.	.	.	.	.	.	.	.	.	.
China,	3,451.9	.	.	.	.	.	.	.	.	.	.	.	.	.	.	.	.	.
East Indies, generally,	460.6	.	174.4	.	.	.	.	.	.	.	.	.	.	.	3,451.9	.	636.9	636.9
West Indies, generally,	1,424	.	.	.	.	.	.	.	.	.	.	.	.	.	460.6	.	174.4	3,451.9
Africa, generally,	305	.	.	.	.	.	.	.	.	.	.	.	.	.	1,424	.	.	634.10
Uncertain,	2,791.3	.	.	205	.	.	287.9	.	.	.	.	.	.	.	305	.	.	1,424
Total,	492,100.10	963.8	13,801.4	226,953.1	3,147.2	8,772.9	7,228.3	801.9	1,948	2,415.10	2,849.9	310.11	394	219,968.6	492,100.10	986.8	268,622.10	761,710.4

Recapitulation, showing the Tonnage employed in the European trade, and the parts connected; the Asiatic, or East India trade, the African trade, the West India trade, &c. &c.

HOW EMPLOYED, OR FROM WHENCE ARRIVED.	TO WHAT NATION BELONGING.													TOTAL.
	The United States.	United States & foreign	France.	Great Britain.	Ireland.	Spain.	United Netherlands.	Imperial.	Hanse Towns.	Denmark	Portugal.	Sweden.	Prussia.	
	Tons.	Tons.	Tons.	Tons.	Tons.	Tons.	Tons.	Tons.	Tons.	Tons.	Tons.	Tons.	Tons.	
From Europe and its Islands, with Madeira, the Canaries, and the Cape de Verd Islands, . . . . .	113,203.1	963.8	7,511.9	101,605	2,388.2	3,996.1	4,568	801.9	1,948	1,067.6	2,432	.	.	240,485
From Asia and its Islands, with Bourbon, Mauritius, Good Hope, and St. Helena, . . . . .	4,667.3	.	174.4	.	.	.	.	.	.	.	.	.	.	4,841.7
From Africa and its Islands, excepting Madeira, the Canaries, Cape de Verdes, Bourbon, Mauritius, Good Hope, and St. Helena, . . . . .	305	.	79	.	.	.	.	.	.	.	.	.	.	384
From the West India Islands, . . . . .	167,399.6	.	4,074.9	92,331.4	545.2	1,565.5	1,764.6	.	.	681.6	244.9	128.2	.	268,735.1
From foreign America, South of the United States, other than the West India Islands, . . . . .	281.2	.	.	1,259.5	.	2,918.10	.	.	.	.	173	.	.	4,632.5
From foreign America, North of the United States, . . . . .	1,759.6	.	34	21,987.6	.	103	.	.	.	.	.	.	.	23,884
Vessels of foreigners, from foreign ports, not belonging to their nation, . . . . .	.	.	1,563.8	22,972.9	1,013.8	794.3	2,814.5	801.9	672.7	1,067.6	619.9	.	.	32,320
From ports into which the vessels of the United States are not admitted, . . . . .	.	.	34	110,407	545.2	4,269.3	.	.	.	.	173	.	.	115,428.5
Licensed Coasters, . . . . .	113,181	.	.	.	.	.	.	.	.	.	.	.	.	113,181
Unlicensed Coasters, . . . . .	56,671.1	.	1,927.6	9,564.10	213.10	189.5	608.1	.	.	666.10	.	182.9	394	70,418.4

This return of tonnage is made up from papers, which only mention the ports from which vessels have arrived. An idea of the *Import trade* alone, therefore, is to be obtained from it. By the addition of another column to the returns, mentioning the port of destination, the same form will give similar information of the export trade. In that the interference of foreign nations in the trade between the United States and countries not their own will appear to be much greater.

The returns from Rhode Island and Providence Plantations did not commence until June 21, 1790. The returns from North Carolina did not commence until March 11, 1790.

TREASURY DEPARTMENT, April 15, 1791.

TENCH COXE, Assistant Secretary.

2d CONGRESS.]

No. 9.

[1st SESSION.

MANUFACTURER'S MARKS.

COMMUNICATED TO THE HOUSE OF REPRESENTATIVES, DECEMBER 9, 1791.

The Secretary of State, to whom was referred, by the House of Representatives, the petition of Samuel Breck and others, proprietors of a sail-cloth manufactory, in Boston, praying that they may have the exclusive privilege of using particular marks for designating the sail cloth of their manufactory, has had the same under consideration, and, thereupon, reports:

That it would, in his opinion, contribute to fidelity in the execution of manufactures, to secure to every manufactory an exclusive right to some mark on its wares, proper to itself;

That this should be done by general laws, extending equal right to every case, to which the authority of the Legislature should be competent;

That these cases are of decided jurisdiction.

Manufactures made and consumed within a State, being subject to State legislation, while those which are exported to foreign nations, or to another State, or into the Indian territory, are, alone, within the legislation of the General Government.

That it will, therefore, be reasonable for the General Legislature to provide, in this behalf, by law, for those cases of manufacture, generally, and those only, which relate to commerce with foreign nations, and among the several States, and with the Indian tribes.

And, that this may be done by permitting the owner of every manufactory to enter into the records of the court of the district, wherein his manufactory is, the name with which he chooses to mark or designate his wares, and rendering it penal in others to put the same mark to any other wares.

THOMAS JEFFERSON, *Secretary of State.*

December 9, 1791.

2d CONGRESS.]

No. 10.

[1st SESSION.

DRIED AND PICKLED FISH EXPORTED, AND ENTITLED TO DRAWBACK.

COMMUNICATED TO THE SENATE, JANUARY 6, 1792.

The Secretary of the Treasury, in obedience to the order of the Senate, of the 28th ultimo, respectfully reports:

That it appears, as in the statement No. 1, herewith transmitted, that the allowance in lieu of a drawback on dried and pickled fish, which was exported prior to the 31st December, 1790, amounts to 10,582 dollars; that the quantum of bounty actually paid on the exportation of dried and pickled fish, from the 1st of January, 1791, to the 30th September last, so far as the returns from the collectors have been received, appears, as in the statement No. 2, to be 3,934 dollars and 55 cents; but that the deficiencies of the custom house returns render it impossible, at this time, correctly to exhibit either the amount of what has accrued prior to the 30th September last, or in the course of the year 1791.

The Secretary conceiving it may tend to elucidate the subject under consideration, also transmits the statement No 3, of the drawback on the foreign fish exported since the commencement of the import act of 1789, and the statement No. 4, of the bounty on dried and pickled fish of the United States, which is known to have accrued, but which is not yet payable; together with a note of the expenses incidental to the exportation of the fish comprehended in the four statements. And he begs leave to remark, that the return of the exports for thirteen and a half months, ending on the 30th September, 1790, contains 378,721 quintals of dried fish, and 36,804 barrels of pickled fish, including as well the produce of foreign fisheries, as of the Bank, bay, and river fisheries of the United States.

ALEXANDER HAMILTON, *Secretary of the Treasury.*

TREASURY DEPARTMENT, *January 5th, 1792.*

NOTE.—The following expenses, incidental to the exportation of dried and pickled fish, appear by calculation to be as near the amount as can be ascertained, viz:

For weighing 291,721½ quintals, at 2 cents per cwt.	-	-	-	-	\$5,834 43
Inspection of do. do. 1½ do.	-	-	-	-	4,375 82
do. 17,672½ barrels, at 1½ cent per barrel,	-	-	-	-	265 08
					\$10,475 33

No. 1

Statement of the quantum of allowance, in lieu of a drawback on exported Dried and Pickled Fish, from the commencement of the act to 31st December, 1790.

STATES.	Quintals of Dried Fish.	Barrels of Pickled Fish.	Allowance in lieu of a drawback.
New Hampshire, - - - - -	4,420½	40	\$223 01
Massachusetts, - - - - -	188,103½	6,965	9,753 42
Rhode Island, - - - - -	4,394	4,430	441 20
Connecticut, - - - - -	351	1,797½	107 42
New York, - - - - -	10	1,129	56 95
	197,278½	14,361½	\$10,582 00

TREASURY DEPARTMENT, *Register's Office, January 3, 1792.*

JOSEPH NOURSE, *Register.*

## No. 2.

Statement of the quantum of Bounty paid on the exportation of Dried and Pickled Fish, under the act of 4th August, 1790, from the 1st January, 1791, to the 30th September following, (so far as accounts have been rendered.)

STATES.	Quintals of Dried Fish.	Barrels of Pickled Fish.	Bounty on exportation.
New Hampshire, - - - - -	1,476	14	\$149 00
Massachusetts, - - - - -	33,132½	877	3,400 95
Rhode Island, - - - - -	1,314	1,636	295 00
Connecticut, - - - - -	-	3	30
New York, - - - - -	112	26	13 80
Maryland, - - - - -	-	755	75 50
	36,034½	3,311	\$3,934 55

TREASURY DEPARTMENT, Register's Office, January 3, 1792.

JOSEPH NOURSE, Register.

## No. 3.

Statement showing the number of quintals and barrels of Dried and Pickled Foreign Fish exported from the United States, with the amount of the Drawback allowed thereon.

STATES.	Quintals of dried Fish.	Barrels of Pickled Fish.	Amount of Drawback.
New Hampshire, - - - - -	120½	202	\$209 64
Massachusetts, - - - - -	27,093½	2,627½	15,362 09
Rhode Island, - - - - -	192	-	95 04
New York, - - - - -	994½	264	688 30
North Carolina, - - - - -	40	13	29 46
	28,440½	3,106½	\$16,384 53

TREASURY DEPARTMENT, Register's Office, January 3, 1792.

JOSEPH NOURSE, Register.

## No. 4.

Statement showing the number of quintals and barrels of Dried and Pickled Fish exported from the United States, on which no bounty is payable until six months after exportation.

STATES.	Quintals.	Barrels.	Amount of Bounty.
New Hampshire, - - - - -	4,361½	44½	\$440 52½
Massachusetts, - - - - -	25,343½	1,012½	2,635 62½
Rhode Island, - - - - -	261	638	89 90
New York, - - - - -	2	1,077	107 90
	29,968	2,771½	\$3,273 95

TREASURY DEPARTMENT, Register's Office, January 3, 1791.

2d CONGRESS.]

No. 11.

[1st SESSION.]

## TONNAGE AND IMPORTS FOR THE YEAR ENDING SEPTEMBER 30, 1790.

COMMUNICATED TO THE SENATE, MARCH 12, 1792.

TREASURY DEPARTMENT, *March 10, 1792.*

SIR:

In obedience to the order of the Senate, of the 8th instant, I have the honor to transmit thirteen returns, exhibiting, as accurately as is practicable, the various descriptions of vessels employed during the year ending the 30th September, 1790, in the import trade of each State at that time comprehended in the Union, together with the foreign places from whence they departed for the United States.

I have also the honor to transmit thirteen returns, exhibiting, as far as the public accounts admit, the various species of merchandise imported during the year ending on the 30th day of September, above mentioned.

Two of each sets of these returns, viz: those for North Carolina and Rhode Island, are not for the entire year, as they were not, during a part of it, comprehended within the Union.

It is ascertained by the books of the treasury, and the fact will appear from a return now in preparation, that the proportion of duties accruing on goods imported in foreign ships, during the year ending the 30th of September *last*, is less than one-fourth of the whole duties on goods imported.

These returns, having been completed prior to the order of the Senate, do not convey all the information required by their act, but, as they contain a considerable portion of what is directed, I have thought it best to transmit them without delay. The remaining information will be prepared as expeditiously as possible; though the preparation of a part of it will require very considerable time.

With the highest respect, I have the honor to be, sir, your most obedient and most humble servant,

ALEXANDER HAMILTON,  
*Secretary of the Treasury.*

The VICE PRESIDENT of the United States and President of the Senate.

*A Statement of the Tonnage of Vessels entered into the State of New Hampshire, from foreign ports, between the 1st day of October, 1789, and the 30th day of September, 1790, together with the Coasting and Fishing Vessels.*

HOW EMPLOYED, OR FROM WHENCE ARRIVED.	TO WHAT NATION BELONGING.			Amount of their National Tonnage from the dominions of each Power, &c.	Amount of American Tonnage from the dominions of each Power, &c.	Total of foreign Tonnage from each kingdom, &c.	Total of Tonnage from each kingdom, &c. or in the Fishing or Coasting Trade.
	The United States.	France.	Great Britain.				
	Tons.	Tons.	Tons.				
Coasting vessels, - - - - -	3,025	-	200	-	3,025	200	3,225
Fishing vessels, - - - - -	498	-	-	-	498	-	498
Danish West Indies, - - - - -	244	-	-	-	244	-	244
United Netherlands, - - - - -	182	-	-	-	-	-	-
Dutch West Indies and American Colonies, - - - - -	1,250	-	-	-	1,432	-	1,432
England, Man, and Berwick, - - - - -	1,185	-	544	-	-	-	-
Scotland, - - - - -	152	-	-	-	-	-	-
Ireland, - - - - -	392	-	-	-	-	-	-
British West Indies, - - - - -	177	-	1,308	2,356	1,906	2,356	4,262
British American Colonies, - - - - -	-	-	504	-	-	-	-
France, - - - - -	897	-	-	-	-	-	-
St. Pierre, Miquelon, and French Fisheries, - - - - -	137	34	-	34	5,942	34	5,976
French West Indies, - - - - -	4,908	-	-	-	-	-	-
Portugal, - - - - -	293	-	-	-	-	-	-
Cape de Verd Islands, - - - - -	179	-	-	-	472	-	472
Total, - - - - -	13,519	34	2,556	2,390	13,519	2,590	16,109

TREASURY DEPARTMENT, *March 10, 1792.*

TENCH COXE, *Assistant Secretary.*

*A Statement of the Tonnage of Vessels entered into the State of Massachusetts, from foreign ports, between the 1st day of October, 1789, and the 30th day of September, 1790, together with the Coasting and Fishing Vessels.*

HOW EMPLOYED, OR FROM WHENCE ARRIVED.	TO WHAT NATION BELONGING.						Amount of their National Tonnage from the dominions of each Power, &c.	Amount of American Tonnage from the dominions of each Power, &c.	Total of foreign Tonnage from each kingdom, &c.	Total of Tonnage from each kingdom, &c. or in the Fishing or Coasting Trade.
	The United States.	France.	Great Britain.	Ireland.	United Netherlands.	Denmark.				
	Tons.	Tons.	Tons.	Tons.	Tons.	Tons.				
Coasting vessels, . . . . .	60,797 $\frac{11}{12}$	-	1,057.7	-	-	-	-	1,057.7	61,855 $\frac{6}{12}$	
Fishing vessels, . . . . .	29,062.7	-	-	-	-	-	-	-	29,062 $\frac{7}{12}$	
Russia, . . . . .	918.1	-	-	-	-	-	-	-	918 $\frac{1}{12}$	
Sweden, . . . . .	100	-	-	-	-	-	293	126	419	
Swedish West Indies, . . . . .	193	-	126	-	-	-	1,680.9	344.1	2,024 $\frac{10}{12}$	
Danish West Indies, . . . . .	1,680.9	-	95.1	-	150	249	1,680.9	344.1	2,024 $\frac{10}{12}$	
United Netherlands, . . . . .	957.1	-	-	-	-	-	-	-	-	
Dutch West Indies and American Colonies, . . . . .	17,041.2	-	93.2	-	-	-	150	18,245.3	18,488.5	
Cape of Good Hope, . . . . .	247	-	-	-	-	-	-	-	-	
England, Man, and Berwick, . . . . .	6,434.9	-	1,076.7	-	-	-	-	-	-	
Scotland, . . . . .	287	-	463	-	-	-	-	-	-	
Ireland, . . . . .	841	-	166	150	-	-	-	-	-	
Gibraltar, . . . . .	91	-	-	-	-	-	-	-	-	
Newfoundland and British fisheries, . . . . .	-	-	421.7	-	-	-	-	-	-	
British West Indies, . . . . .	580.7	-	6,129.10	-	-	-	-	-	-	
British American Colonies, . . . . .	145.7	-	9,014.5	-	-	-	-	-	-	
Hamburg, Bremen, and other Hanse Towns, . . . . .	199	-	-	-	-	-	-	199	199	
France, . . . . .	3,709.8	62	-	-	-	-	-	-	-	
St. Pierre, Miquelon, and French fisheries, . . . . .	1,136.5	-	-	-	-	-	250.4	37,665.7	37,915 $\frac{11}{12}$	
French West Indies, . . . . .	32,636.6	188.4	-	-	-	-	-	-	-	
Bourbon and Mauritius, . . . . .	183	-	-	-	-	-	-	-	-	
Spain, . . . . .	4,747.10	203.2	584	-	-	-	-	5,492.11	6,280.1	
Teneriffe and the other Canaries, . . . . .	373.11	-	-	-	-	-	-	-	-	
Spanish West Indies, . . . . .	371.2	-	-	-	-	-	-	-	-	
Portugal, . . . . .	4,317	-	-	-	-	-	-	-	-	
Madeira, . . . . .	654.8	-	-	-	-	-	-	8,399.10	8,555 $\frac{2}{12}$	
Fayal and other Azores, . . . . .	701.10	-	-	-	-	-	-	-	-	
Cape de Verd Islands, . . . . .	2,726.4	-	155.4	-	-	-	-	1,268	1,268	
China, . . . . .	1,268	-	-	-	-	-	-	1,364	1,364	
West Indies, generally, . . . . .	1,364	-	-	-	-	-	-	305	305	
Africa, generally, . . . . .	305	-	-	-	-	-	-	657	944 $\frac{9}{12}$	
Uncertain, . . . . .	657	-	-	-	-	-	-	-	-	
<b>Total,</b> . . . . .	<b>174,728<math>\frac{10}{12}</math></b>	<b>453<math>\frac{0}{12}</math></b>	<b>19,382<math>\frac{7}{12}</math></b>	<b>150</b>	<b>437.9</b>	<b>240</b>	<b>17,920<math>\frac{0}{12}</math></b>	<b>174,728<math>\frac{10}{12}</math></b>	<b>20,672<math>\frac{10}{12}</math></b>	<b>195,401<math>\frac{8}{12}</math></b>



A Statement of the Tonnage of Vessels entered into the State of Rhode Island and Providence Plantations, from foreign ports, between the 21st day of June, 1790, and the 30th day of September, 1790; together with the Coasting and Fishing Vessels.

HOW EMPLOYED, OR FROM WHENCE ARRIVED.	TO WHAT NATION BELONGING.				Amount of their National Tonnage from the dominions of each Power, &c.	Amount of American Tonnage, from the dominions of each Power, &c.	Total of Foreign Tonnage, from each kingdom, &c.	Total of Tonnage from each kingdom, &c, or in the Fishing or Coasting Trade.
	The United States.	France.	Great Britain.	Spain.				
	Tons.	Tons.	Tons.	Tons.				
Coasting vessels, - - - - -	3,705.9	- -	- -	- -	- -	3,705.9	- -	3,705. <sup>0</sup> / <sub>12</sub>
Fishing vessels, - - - - -	1,048.4	- -	- -	- -	- -	1,048.4	- -	1,048. <sup>4</sup> / <sub>12</sub>
Danish West Indies, - - - - -	290.5	- -	- -	- -	- -	290.5	- -	290. <sup>5</sup> / <sub>12</sub>
Dutch West Indies and American colonies, - - - - -	1,616.10	- -	- -	- -	- -	1,616.10	- -	1,616. <sup>10</sup> / <sub>12</sub>
British West Indies, - - - - -	283.9	- -	29	- -	95.9	283.9	95.9	379. <sup>6</sup> / <sub>12</sub>
British American colonies, - - - - -	- -	- -	66.9	- -	- -	- -	- -	- -
French West Indies, - - - - -	2,096.7	- -	- -	- -	- -	2,096.7	- -	2,096. <sup>7</sup> / <sub>12</sub>
Teneriffe, and the other Canaries, - - - - -	648	- -	- -	- -	- -	- -	- -	- -
Spanish West Indies, - - - - -	75.4	- -	- -	- -	46.3	140	46.3	186.3
Floridas and Louisiana, - - - - -	- -	- -	- -	46.3	- -	- -	- -	- -
Fayal, and other Azores, - - - - -	53.2	- -	- -	- -	- -	343.9	- -	343.9
Cape de Verd Islands, - - - - -	290.7	- -	- -	- -	- -	- -	- -	- -
East Indies, generally, - - - - -	- -	174.4	- -	- -	- -	- -	174.4	174.4
Total,	9,525. <sup>6</sup> / <sub>12</sub>	174. <sup>4</sup> / <sub>12</sub>	95. <sup>0</sup> / <sub>12</sub>	46. <sup>3</sup> / <sub>12</sub>	142	9,525. <sup>6</sup> / <sub>12</sub>	316. <sup>4</sup> / <sub>12</sub>	9,841.9

TREASURY DEPARTMENT, March 10, 1792.

TENCH COXE, Assistant Secretary.

*A Statement of the Tonnage of Vessels entered into the State of Connecticut, from foreign ports, between the 1st day of October, 1789, and the 30th day of September, 1790, together with the Coasting and Fishing vessels.*

HOW EMPLOYED, OR FROM WHENCE ARRIVED.	TO WHAT NATION BELONGING.		Amount of their National Tonnage from the Dominions of each Power, &c.	Amount of American Tonnage from the Dominions of each Power, &c.	Total of foreign Tonnage from each Kingdom, &c.	Total of Tonnage from each Kingdom, &c. or in the Fishing or Coasting Trade.
	The United States.	Great Britain.				
	Tons.	Tons.				
Coasting Vessels, - - - - -	8,442. <sup>7</sup> / <sub>12</sub>	331	-	8,442.7	331	8,773. <sup>7</sup> / <sub>12</sub>
Fishing Vessels, - - - - -	924. <sup>6</sup> / <sub>12</sub>	-	-	924.6	-	924. <sup>6</sup> / <sub>12</sub>
Swedish West Indies, - - - - -	48	-	-	48	-	48
Danish West Indies, - - - - -	1,828	-	-	1,828	-	1,828
United Netherlands, - - - - -	164.8	-	-	-	-	-
Dutch West Indies and American Colonies, - - - - -	9,902.5	391	-	10,067.1	391	10,458. <sup>1</sup> / <sub>12</sub>
Ireland, - - - - -	162	-	-	-	-	-
British West Indies, - - - - -	1,241.2	2,501.3	} 2,736. <sup>11</sup> / <sub>12</sub>	1,403.2	2,736.11	4,140.1
British American Colonies, - - - - -	-	235.8		-	-	-
French West Indies, - - - - -	7,562.10	-	-	7,562.10	-	7,562. <sup>10</sup> / <sub>12</sub>
Spanish West Indies, - - - - -	118	-	-	197.8	-	197.8
Floridas and Louisiana, - - - - -	79.8	-	-	143	-	143
Cape de Verd Islands, - - - - -	143	-	-	-	-	-
Total, - - - - -	30,616. <sup>10</sup> / <sub>12</sub>	3,458. <sup>11</sup> / <sub>12</sub>	2,736. <sup>11</sup> / <sub>12</sub>	30,616. <sup>10</sup> / <sub>12</sub>	3,458. <sup>11</sup> / <sub>12</sub>	34,075.9

TREASURY DEPARTMENT, *March 10, 1792.*

TENCH COXE, *Assistant Secretary.*

*A Statement of the Tonnage of Vessels entered into the State of New York, from foreign ports, between the 1st day of October, 1789, and the 30th day of September, 1790; together with the Coasting and Fishing Vessels.*

1792.]

HOW EMPLOYED, OR FROM WHENCE ARRIVED.	TO WHAT NATION BELONGING.								Am't of their National Tonnage, from the dominions of each Power.	Amount of American Tonnage, from the dominions of each Power.	Total Foreign Tonnage, from each kingdom, &c.	Total of Tonnage from each kingdom, &c. or in the Fishing or Coasting Trade.
	The United States.	France.	Great Britain.	Spain.	United Netherlands.	Imperial.	Denmark.	Portugal.				
	Tons.	Tons.	Tons.	Tons.	Tons.	Tons.	Tons.	Tons.				
Coasting vessels, - - - - -	14,654.3	350	812.3	-	-	-	-	-	-	14,654.3	1,162.3	15,816.6
Fishing, - - - - -	160	-	-	-	-	-	-	-	-	160	-	160
Russia, - - - - -	329	61.6	-	-	-	-	-	-	-	329	61.6	390.6
Denmark and Norway, - - - - -	180	-	-	-	-	-	-	-	-	-	-	-
Danish West Indies, - - - - -	2,161.3	-	204	-	-	-	226.3	135.3	226.3	2,341.3	565.6	2,906.9
United Netherlands, - - - - -	1,472.6	-	209.6	-	676.9	-	-	-	-	-	-	-
Dutch West Indies and American colonies, - - - - -	4,455.6	-	391.9	-	506.3	-	-	-	1,183	5,928	1,784.3	7,712.3
England, Man, and Berwick, - - - - -	5,552.6	-	10,621.6	-	-	-	-	-	-	-	-	-
Scotland, - - - - -	148.9	-	935.3	-	-	-	-	-	-	-	-	-
Ireland, - - - - -	1,643.3	-	1,294.3	-	-	-	-	-	-	-	-	-
Newfoundland, and British fisheries, - - - - -	-	-	1,605	-	-	-	-	-	32,477.9	8,206.6	32,477.9	40,684.3
British West Indies, - - - - -	825.6	-	11,791.3	-	-	-	-	-	-	-	-	-
British American colonies, - - - - -	36.6	-	5,926	-	-	-	-	-	-	-	-	-
Gibraltar, - - - - -	-	-	304.6	-	-	-	-	-	-	-	-	-
Imperial ports of the Austrian Netherlands & Germany, - - - - -	113	-	-	-	-	-	-	-	-	113	-	113
Hamburg, Bremen, and other Hanse Towns, - - - - -	132.3	-	-	-	-	-	-	-	-	132.3	-	132.3
France, - - - - -	1,498.3	134.6	425	-	570.6	-	-	-	-	-	-	-
St. Pierre, Miquelon, and French fisheries, - - - - -	135	-	-	103	-	-	-	-	717.6	9,692.6	1,816	11,508.6
French West Indies, - - - - -	8,059.3	583	-	-	-	-	-	-	-	-	-	-
Spain, - - - - -	1,968	-	1,035.3	548	-	-	-	-	-	-	-	-
Teneriffe, and the other Canaries, - - - - -	254.6	-	136.9	-	-	-	-	202	-	-	-	-
Honduras, Campeachy, and Musquito Shore, - - - - -	-	-	130.3	-	-	-	-	-	-	-	-	-
Spanish West Indies, - - - - -	95	-	153.6	767.9	-	-	-	-	1,704.3	2,317.6	3,535	5,852.6
Floridas and Louisiana, - - - - -	-	-	-	388.6	-	-	-	-	-	-	-	-
Other Spanish American colonies, - - - - -	-	-	-	-	-	-	-	-	-	-	-	-
Portugal, - - - - -	2,072.6	-	160	-	-	-	-	173	-	-	-	-
Madeira, - - - - -	981.3	-	595	-	-	-	-	1,178	-	-	-	-
Fayal and other Azores, - - - - -	109.3	-	-	-	-	-	-	-	1,253.3	3,700	2,008.3	5,708.3
Cape de Verd Islands, - - - - -	537	-	-	-	-	-	-	-	-	-	404.9	404.9
Italian ports, - - - - -	-	-	112	-	-	292.9	-	75.3	-	-	-	1,348.3
China, - - - - -	1,348.3	-	-	-	-	-	-	-	-	-	-	-
<b>Total,</b>	<b>48,922.6</b>	<b>1,129</b>	<b>36,843</b>	<b>1,807.3</b>	<b>1,753.6</b>	<b>292.9</b>	<b>226.3</b>	<b>1,763.6</b>	<b>37,562</b>	<b>48,922.6</b>	<b>43,815.3</b>	<b>92,737.9</b>

TONNAGE AND IMPORTS FOR THE YEAR 1790.

*A Statement of the Tonnage of Vessels, entered into the State of New Jersey, from foreign ports, between the 21st day of October, 1789, and the 30th of September, 1790, together with the Coasting and Fishing Vessels.*

HOW EMPLOYED, OR FROM WHENCE ARRIVED.	TO WHAT NATION BELONGING.			Amnt' of their National Tonnage from the dominions of each Power, &c.	Amount of American Tonnage from the dominions of each Power, &c.	Total of Foreign Tonnage from each kingdom, &c.	Total of Tonnage from each kingdom, &c. or in the Fishing or Coasting Trade.
	The United States.	France.	Great Britain.				
	Tons.	Tons.	Tons.				
Coasting vessels, - - - - -	4,413.11	-	-	-	4,413.11	-	4,413.11
Danish West Indies, - - - - -	44	-	-	-	44	-	44
Dutch West Indies and American Colonies, - - - - -	345.8	-	-	-	345.8	-	345.8
British American Colonies, - - - - -	60	-	267	267	60	267	327
France, - - - - -	145	-	-	} 79.3	761	79.3	840.3
French West Indies, - - - - -	616	79.3	-				
Total, - - - - -	5,624.7	79.3	267	346.3	5,624.7	346.3	5,970.10

TREASURY DEPARTMENT, *March 10, 1792.*

TENCH COXE, *Assistant Secretary.*

*A Statement of the Tonnage of Vessels entered into the State of Pennsylvania from foreign ports, between the 1st day of October, 1789, and the 30th day of September, 1790, together with the Coasting and Fishing Vessels.*

HOW EMPLOYED, OR FROM WHENCE ARRIVED.	TO WHAT NATION BELONGING.									Amount of their national Tonnage from the dominions of each Power.	Amount of American Tonnage from the dominions of each Power.	Tonnage built in United States, but owned in part or wholly by foreigners.	Total of foreign Tonnage from each kingdom, &c.	Total of Tonnage from each kingdom, &c., or in the Coasting or Fishing Trade.
	The United States.	United States and foreign.	France.	Great Britain.	Ireland.	Spain.	United Netherlands.	Denmark.	Portugal.					
	Tons.	Tons.	Tons.	Tons.	Tons.	Tons.	Tons.	Tons.	Tons.					
Coasting vessels, - - - -	11,514.1	-	140	1,693	-	-	-	-	-	-	11,514.1	-	1,833	13,347.1
Russia, - - - - -	138	-	-	-	-	-	-	-	-	-	138	-	-	138
Swedish West Indies, - - -	82	-	-	-	-	-	-	-	-	-	82	-	-	82
Danish West Indies, - - - -	3,811.2	-	-	76	-	-	-	-	-	-	3,811.2	-	76	3,887.2
United Netherlands, - - - -	1,026.8	-	-	-	-	180	-	-	-	-	3,735	-	1,599.5	5,334.5
Dutch W. Indies, and American Colonies,	2,708.4	-	-	1,153.7	-	156.4	-	-	109.6	336.4	3,735	-	1,599.5	5,334.5
England, Man, and Berwick, -	3,151	625	-	10,474.6	-	-	-	-	-	-	-	-	-	-
Scotland, - - - - -	-	-	-	177.4	-	-	-	-	-	-	-	-	-	-
Ireland, - - - - -	1,547.4	-	-	2,105.7	1,142	-	-	-	-	-	-	-	-	-
Gibraltar, - - - - -	-	-	-	107.4	-	-	-	-	-	-	-	-	-	-
Newfoundland and the British fisheries,	-	-	-	197.8	-	-	-	-	-	32,623	4,779.4	625	33,954.6	39,358.10
British West Indies, - - - -	81	-	-	17,362.3	189.6	-	-	-	-	-	-	-	-	-
British American colonies, -	-	-	-	2,198.4	-	-	-	-	-	-	-	-	-	-
Hamburg, Bremen, and other Hanse towns,	279.6	-	-	-	-	190	284.4	-	-	-	279.6	-	474.4	753.10
France, - - - - -	4,013.2	-	1,094.6	358.10	-	210.6	-	-	-	-	279.6	-	474.4	753.10
French West Indies, - - - -	9,747.11	-	1,244.4	761.4	-	182	-	-	-	2,417.10	14,086.1	-	3,950.6	18,816.7
Bourbon and Mauritius, - - -	325	-	-	-	-	-	-	-	-	-	14,086.1	-	3,950.6	18,816.7
French African ports, - - - -	-	-	79	-	-	-	-	-	-	-	-	-	-	-
Spain, - - - - -	6,318.2	-	676.9	733.7	-	2,073.6	-	-	-	-	-	-	-	-
Teneriffe, and the other Canaries,	581.6	-	-	316.4	-	157	-	-	-	-	-	-	-	-
Honduras, Campeachy, & Musquito Shore,	-	-	-	328.2	-	-	-	-	-	-	-	-	-	-
Spanish West Indies, - - - -	63	-	-	139	-	399.8	-	-	-	4,018.4	7,164.2	-	6,212.2	13,376.4
Floridas and Louisiana, - - -	201.6	-	-	-	-	1,247.6	-	-	-	-	-	-	-	-
Other Spanish American colonies,	-	-	-	-	-	140.8	-	-	-	-	-	-	-	-
Portugal, - - - - -	3,006	338.8	-	1,482	468.6	-	-	-	976.9	-	-	-	-	-
Madeira, - - - - -	1,704.10	-	-	268.8	-	142.3	-	-	-	976.9	5,429	338.8	3,607.6	9,375.2
Fayal, and other Azores, - - -	345.8	-	-	269.4	-	-	-	-	-	-	5,429	338.8	3,607.6	9,375.2
Cape de Verd Islands, - - - -	372.6	-	-	-	-	-	-	-	-	-	-	-	-	-
China, - - - - -	835.6	-	-	-	-	-	-	-	-	-	835.6	-	-	835.6
West Indies, generally, - - - -	60	-	-	-	-	-	-	-	-	-	60	-	-	60
East Indies, generally, - - - -	460.6	-	-	-	-	-	-	-	-	-	460.6	-	-	460.6
Uncertain, - - - - -	613	-	-	-	-	-	-	-	-	-	613	-	-	613
<b>Total,</b>	<b>52,987.4</b>	<b>963.8</b>	<b>3,234.7</b>	<b>40,202<sup>9</sup>/<sub>12</sub></b>	<b>1,800</b>	<b>4,342<sup>7</sup>/<sub>12</sub></b>	<b>736<sup>10</sup>/<sub>12</sub></b>	<b>284.4</b>	<b>1,086.3</b>	<b>40,372.3</b>	<b>52,987.4</b>	<b>963.8</b>	<b>51,687.5</b>	<b>105,638.5</b>

TREASURY DEPARTMENT, *March 10th, 1792.*

TENCH COXE, *Assistant Secretary.*

*A Statement of the Tonnage of Vessels entered into the State of Delaware, from foreign ports, between the 1st day of October, 1789, and the 30th day of September, 1790; together with the Coasting and Fishing Vessels.*

HOW EMPLOYED, OR FROM WHENCE ARRIVED.	TO WHAT NATION BELONGING.		Amount of their National Tonnage from the dominions of each Power, &c.	Amount of American Tonnage from the dominions of each Power, &c.	Total of Foreign Tonnage from each kingdom, &c.	Total of Tonnage from each kingdom, &c. or in the Fishing or Coasting Trade.
	The United States.	Great Britain.				
	Tons.	Tons.				
Coasting Vessels, - - - - -	1,601	- - -	- - -	1,601	- - -	1,601
Dutch West Indies and American Colonies, - - - - -	609	- - -	- - -	609	- - -	609
Ireland, - - - - -	901.3	1,079.9	} 1,782.9	901.3	1,782.9	2,684
British West Indies, - - - - -	- - -	628				
British American Colonies, - - - - -	- - -	75	- - -	1,030	- - -	1,030
French West Indies, - - - - -	1,030	- - -	- - -	1,030	- - -	1,030
Total, - - - - -	4,141.3	1,782.9	1,782.9	4,141.3	1,782.9	5,924

TREASURY DEPARTMENT, *March 10, 1792.*

TENCH COXE, *Assistant Secretary.*

A Statement of the Tonnage of Vessels entered into the State of Maryland, from foreign ports, between the 1st day of October, 1789, and the 30th day of September, 1790, together with the Coasting and Fishing Vessels.

HOW EMPLOYED, OR FROM WHENCE ARRIVED.	TO WHAT NATION BELONGING.						Amount of their national Tonnage from the dominions of each Power.	Amount of American tonnage from the dominions of each Power.	Tonnage built in U. States, but owned in part or wholly by foreigners.	Total of foreign Tonnage from each kingdom, &c.	Total of tonnage from each kingdom, or in the Coasting or Fishing Trade.
	The United States.	France.	Great Britain.	Spain.	United Netherlands.	Imperial.					
	Tons.	Tons.	Tons.	Tons.	Tons.	Tons.					
Coasting vessels, - - - - -	22,111 $\frac{7}{12}$	531	952.6	-	310	-	-	22,111 $\frac{7}{12}$	-	1,793 $\frac{6}{12}$	23,905 $\frac{1}{12}$
Fishing vessels, - - - - -	60	-	-	-	-	-	-	60	-	-	60
Swedish West Indies, - - - - -	237	-	-	-	-	-	-	237	-	-	237
Danish West Indies, - - - - -	1,295.5	73	-	-	648	-	-	1,295.5	721	-	2,016 $\frac{5}{12}$
United Netherlands, - - - - -	2,922.9	-	1,643	-	1,545	-	-	-	-	-	-
Dutch West Indies and American Colonies, - - - - -	4,516.8	-	574	136	49	-	1,594	7,439.5	-	3,947	11,386 $\frac{5}{12}$
England, Man, and Berwick, - - - - -	6,118.6	-	9,585	-	-	-	-	-	-	-	-
Scotland, - - - - -	152	-	816.9	-	-	-	-	-	-	-	-
Ireland, - - - - -	1,095	-	412	-	-	-	-	-	-	-	-
Newfoundland and the British fisheries, - - - - -	109	-	-	-	-	-	18,081.6	7,990.6	-	18,081.6	26,072
British West Indies, - - - - -	516	-	6,621	-	-	-	-	-	-	-	-
British American Colonies, - - - - -	-	-	646.9	-	-	-	-	-	-	-	-
Imperial ports of the Austrian Netherlands and Germany, - - - - -	-	-	202	-	-	-	-	-	-	202	202
Hamburg, Bremen, and other Hanse Towns, - - - - -	352	-	-	-	220	334	-	352	-	554	906
France, - - - - -	3,901	3,211	264	-	238	-	4,349	11,081.3	23	4,918	16,022 $\frac{3}{12}$
French West Indies, - - - - -	7,180.3	1,138	67	-	-	-	-	-	-	-	-
Spain, - - - - -	1,650	223	-	121	-	-	-	-	-	-	-
Ivica, Majorca, and Minorca, - - - - -	-	-	377	-	-	-	-	-	-	-	-
Teneriffe and the other Canaries, - - - - -	279.6	-	-	-	-	-	272	2,020.6	-	1,056	3,076 $\frac{6}{12}$
Honduras, Campeachy, and Musquito Shore, - - - - -	-	-	123	-	-	-	-	-	-	-	-
Spanish West Indies, - - - - -	91	-	-	-	-	-	-	-	-	-	-
Floridas and Louisiana, - - - - -	-	-	61	151	-	-	-	-	-	-	-
Portugal, - - - - -	2,597.3	-	1,081	-	274	175	-	-	-	-	-
Madeira, - - - - -	274	-	-	-	-	-	-	3,499.3	-	1,530	5,029.3
Cape de Verd Islands, - - - - -	628	-	-	-	-	-	-	-	-	-	-
Uncertain, - - - - -	1,521.3	-	205	-	-	-	-	1,521.3	-	205	1,726.3
Total, - - - - -	57,608.2	5,176	23,631	408	3,284	509	24,296.6	57,608.2	23	33,008	90,639.2

TREASURY DEPARTMENT, March 10th, 1792.

TENCH COXE, Assistant Secretary.

*A Statement of the Tonnage of Vessels entered into the State of Virginia, from foreign ports, between the 1st day of October, 1789, and the 30th day of September, 1790, together with the Coasting and Fishing Vessels.*

HOW EMPLOYED, OR FROM WHENCE ARRIVED.	TO WHAT NATION BELONGING.							Amount of their National Tonnage from the dominions of each Power.	Amount of American Tonnage from the dominions of each Power.	Total of foreign Tonnage from each kingdom, &c.	Total of Tonnage from each kingdom, &c. or in the Coasting and Fishing Trade.
	The United States.	France.	Great Britain.	Ireland.	Spain.	United Netherlands.	Sweden.				
	Tons.	Tons.	Tons.	Tons.	Tons.	Tons.	Tons.				
Coasting vessels, . . . . .	19,458.10	649	3,322.03	.	150	.	182.09	.	19,458.10	4,304	23,762.10
Fishing vessels, . . . . .	55.04	.	.	.	.	.	.	.	55.04	.	55.04
Swedish West Indies, . . . . .	30	.	.	.	.	.	.	.	30	.	30
Danish West Indies, . . . . .	533.06	.	35	.	.	.	.	.	533.06	35	568.06
United Netherlands, . . . . .	1,196.06	.	675.06	.	.	75	.	.	.	.	.
Dutch West Indies, and American colonies, . . . . .	2,364.03	.	1,068.01	.	.	130	.	205	2,560.09	1,948.07	5,509.04
England, Man, and Berwick, . . . . .	6,076.06	.	23,374.02	.	231	.	.	.	.	.	.
Guernsey, Jersey, Sark, and Alderney, . . . . .	498	.	1,545.05	.	.	.	.	.	.	.	.
Scotland, . . . . .	540.04	.	4,648.09	.	.	.	.	.	.	.	.
Ireland, . . . . .	198.05	.	1,067.06	.	.	.	.	48,710.06	7,313.03	49,024.10	56,338.01
Gibraltar, . . . . .	.	.	228	.	.	.	.	.	.	.	.
British West Indies, . . . . .	.	.	17,528.08	83.04	.	.	.	.	.	.	.
British American Colonies, . . . . .	.	.	318	.	.	.	.	.	400.02	246	646.02
Imperial ports of the Austrian Netherlands, and Germany, . . . . .	400.02	.	246	.	.	.	.	.	434	203	637
Hamburg, Bremen, and other Hanse Towns, . . . . .	434	.	203	.	.	.	.	.	.	.	.
France, . . . . .	2,826.11	1,472.09	350.04	.	.	.	.	1,472.09	8,790.09	2,286.06	11,077.03
French West Indies, . . . . .	5,963.10	.	.	.	.	238.03	.	.	.	.	.
Spain, . . . . .	1,806.08	.	486	.	723.04	225.02	.	723.04	1,992.08	1,883.04	3,876
Ivica, Majorca, and Minorca, . . . . .	148	.	641	.	.	.	.	.	.	.	.
Spanish West Indies, . . . . .	38	.	33	.	.	.	.	.	.	.	.
Portugal, . . . . .	531.11	.	178	.	.	.	.	.	996.11	331	1,327.11
Madeira, . . . . .	298	.	.	.	.	.	.	.	.	.	.
Cape de Verd Islands, . . . . .	167	.	153	.	.	.	.	.	.	232	232
Italian ports, . . . . .	.	.	232	.	.	.	.	.	.	.	.
Total, . . . . .	43,566.02	2,121.09	56,333.08	83.04	1,104.04	668.05	182.09	51,111.07	43,566.02	60,494.03	104,060.05

TREASURY DEPARTMENT, March 10, 1792.

TENCH COXE, Assistant Secretary.



*A Statement of the Tonnage of Vessels entered into the State of North Carolina, from foreign ports, between the 11th day of March, 1790, and the 30th day of September, 1790, together with the Coasting and Fishing Vessels.*

HOW EMPLOYED, OR FROM WHENCE ARRIVED.	TO WHAT NATION BELONGING.						Amount of their national Tonnage from the dominions of each Power, &c.	Amount of American Tonnage from the dominions of each Power, &c.	Total of foreign Tonnage from each Kingdom, &c.	Total of Tonnage from each Kingdom, &c. or in the Fishing or Coasting Trade.
	The United States.	France.	Great Britain.	Ireland.	United Netherlands.	Sweden.				
	Tons.	Tons.	Tons.	Tons.	Tons.	Tons.				
Coasting vessels, - - - - -	7,008.4	-	211.8	213.10	-	-	-	7008.4	425.6	7,433.1 <sup>0</sup> / <sub>12</sub>
Swedish West Indies, - - - - -	60	-	-	-	-	128.2	128.2	60	128.2	188.2
Danish West Indies, - - - - -	1,668.8	-	211	-	-	-	-	1,668.8	211	1,879.8
Dutch West Indies and American colonies, - - - - -	3,355.6	-	74.11	-	49.8	-	49.8	3,355.6	124.7	3,480.1
England, Man, and Berwick, - - - - -	370.7	-	929.10	-	-	-	-	-	-	-
Scotland, - - - - -	91	-	919.3	-	-	-	-	-	-	-
Ireland, - - - - -	183	-	182.2	-	-	-	5,500.1	815.7	5,500.1	6,315.8
British West Indies, - - - - -	171	-	3,344.6	-	-	-	-	-	-	-
British American Colonies, - - - - -	-	-	124.4	-	-	-	-	-	-	-
French West Indies, - - - - -	6,436.3	65	-	-	-	-	65	6,436.3	65	6,501.3
Spain, - - - - -	221.6	-	-	-	-	-	-	-	-	-
Spanish West Indies, - - - - -	49	-	-	-	-	-	-	270.6	-	270.6
Portugal, - - - - -	136.8	-	-	-	-	-	-	-	-	-
Madeira, - - - - -	81.7	-	-	-	-	-	-	218.3	-	218.3
Total,	19,833.1	65	5,997.8	213.10	49.8	128.2	5,742.1 <sup>11</sup> / <sub>12</sub>	19,833.1	6,454.4	26,287.5

TREASURY DEPARTMENT, *March 10, 1792.*

TENCH COXE, *Assistant Secretary.*

*A Statement of the Tonnage of Vessels entered into the State of South Carolina, from foreign ports, between the 1st day of October, 1789, and the 30th day of September, 1790, together with the Coasting and Fishing Vessels.*

HOW EMPLOYED, OR FROM WHENCE ARRIVED.	TO WHAT NATION BELONGING.								Amount of their National Tonnage from the dominions of each Power.	Amount of American Tonnage from the dominions of each Power, &c.	Total of Foreign Tonnage from each kingdom, &c.	Total of Tonnage from each kingdom, &c. or in the Fishing or Coasting Trade.
	The United States.	France.	Great Britain.	Ireland.	Spain.	United Netherlands.	Hanse Towns.	Denmark.				
	Tons.	Tons.	Tons.	Tons.	Tons.	Tons.	Tons.	Tons.				
Coasting vessels, - - - - -	9,481.10	-	-	-	39.5	298.1	-	566.10	-	9,481.10	904.4	10,386.2
Fishing vessels, - - - - -	33.3	-	-	-	-	-	-	-	-	33.3	-	33.3
Danish West Indies, - - - - -	442.10	-	-	-	-	-	-	-	-	442.10	-	442.10
United Netherlands, - - - - -	695.5	-	-	-	-	-	389.2	280	-	1,483.11	856.5	2,340.4
Dutch West Indies and American Colonies, - - - - -	858.6	36	151.3	-	-	-	-	-	-	-	-	-
England, Man, and Berwick, - - - - -	1,001.4	-	8,357.6	-	-	-	-	-	-	-	-	-
Scotland, - - - - -	-	-	1,294.2	-	-	-	-	-	-	-	-	-
Ireland, - - - - -	80	-	131	627.8	-	-	-	-	-	-	-	-
Gibraltar, - - - - -	-	-	372	-	-	-	-	-	-	-	-	-
Newfoundland and British fisheries, - - - - -	-	-	135.11	-	-	-	-	-	18,751.10	1,128.10	19,651.10	20,780.8
British West Indies, - - - - -	47.6	-	8,210.2	272.4	-	-	-	-	-	-	-	-
British American Colonies, - - - - -	-	-	251.1	-	-	-	-	-	-	-	-	-
Imperial Ports of the Austrian Netherlands and Germany, - - - - -	1,068.11	-	348	-	-	-	-	-	-	1,068.11	348	1,416.11
Hamburg, Bremen, and other Hanse Towns, - - - - -	84	-	279.3	-	-	-	1,275.5	-	1,275.5	84	1,554.8	1,638.8
France, - - - - -	1,629.3	122.7	112	-	-	-	-	-	-	337.2	5,579.7	6,183.3
French West Indies, - - - - -	3,950.4	214.7	154.6	-	-	-	-	-	-	-	603.8	-
Spain, - - - - -	100	175	-	-	-	-	283.5	267.10	-	-	-	-
Teneriffe and other Canaries, - - - - -	-	75	-	-	-	-	-	235.4	-	-	-	-
Honduras, Campeachy, and Musquito Shore, - - - - -	-	-	617	-	-	-	-	-	913.2	100	2,600	2,700
Spanish West Indies, - - - - -	-	-	33.3	-	80	-	-	-	-	-	-	-
Floridas and Louisiana, - - - - -	-	-	-	-	833.2	-	-	-	-	-	-	-
Portugal, - - - - -	-	-	187.6	-	-	-	-	-	-	374	187.6	561.6
Madeira, - - - - -	374	-	-	-	-	-	-	-	-	-	-	-
<b>Total, - - - - -</b>	<b>19,777.2</b>	<b>623.2</b>	<b>20,634.7</b>	<b>900</b>	<b>952.7</b>	<b>298.1</b>	<b>1,948</b>	<b>1,350</b>	<b>21,277.7</b>	<b>19,777.2</b>	<b>26,706.5</b>	<b>46,483.7</b>

TREASURY DEPARTMENT, *March 10, 1792.*

TENCH COXE, *Assistant Secretary.*

*A Statement of the Tonnage of Vessels entered into the State of Georgia, from Foreign Ports, between the 1st day of October, 1789, and the 30th day of September, 1790, together with the Coasting and Fishing Vessels.*

HOW EMPLOYED, OR FROM WHENCE ARRIVED.	TO WHAT NATION BELONGING.						Amount of their National Tonnage from the dominions of each Power.	Amount of American tonnage from the dominions of each Power, &c.	Total of foreign Tonnage from each kingdom, &c.	Total of Tonnage from each kingdom, &c. or in the Coasting or Fishing Trade.
	The United States.	France.	Great Britain.	Spain.	Denmark.	Russia.				
	Tons.	Tons.	Tons.	Tons.	Tons.	Tons.				
Coasting vessels, - - - - -	3,637	257.6	984.7	-	100	394	-	3,637	1,736.1	5,373.1
Danish West Indies, - - - - -	475.9	-	-	-	206.3	-	206.3	475.9	206.3	682
Dutch West Indies and American colonies, - - - - -	1,039.10	40.3	281.6	-	-	-	-	1,039.10	321.9	1,361.7
England, Man, and Berwick, - - - - -	278	-	2,628.9	-	-	-	}	13,556	412	13,556
Scotland, - - - - -	-	-	608.8	-	-	-				
British West Indies, - - - - -	134	-	10,318.7	-	-	-	}	-	340.4	340.4
Hamburg, Bremen, and other Hanse Towns, - - - - -	-	-	340.4	-	-	-				
France, - - - - -	45.7	-	314	-	-	-	}	413	5,685.11	1,000.11
French West Indies, - - - - -	5,640.4	413	273.11	-	-	-				
Spanish West Indies, - - - - -	-	-	17	-	-	-	}	111.9	128.9	128.9
Floridas and Louisiana, - - - - -	-	-	-	111.9	-	-				
Total, - - - - -	11,250.6	710.9	15,767.4	111.9	306.3	394	14,287	11,250.6	17,290.1	28,540.7

TREASURY DEPARTMENT, *March 10, 1792.*

TENCH COXE, *Assistant Secretary.*

A Statement of Goods, Wares, and Merchandise, imported into the State of New Hampshire, from the 1st of October, 1789, to the 30th September, 1790.

FROM WHENCE IMPORTED.	DUTIES AD VALOREM.			ARTICLES PAYING SPECIFIC DUTIES.							
	5 per cent.	7½ per cent.	10 per cent.	Madeira Wines.	Spirits.	Beer, Ale, and Porter, in casks.	Molasses.	Coffee:	Cocoa.	Brown Sugar.	Cheese.
	Value of Goods.	Value of Goods.	Value of Goods.								
	Dollars.	Dollars.	Dollars.	Gallons.			Pounds.				
England, Man, and Berwick,	36,016 40	2,971 39	786 45	.	.	162	.	.	.	.	288
Scotland,	195 20	.	266 20	.	.	.	.	.	.	.	.
Ireland,	806 40	.	34 70	.	.	.	.	.	.	.	.
British West Indies,	37 00	.	.	.	6,523	.	6,623	1,989	.	11,998	.
British American colonies,	314 50	94 40	.	.	.	180	.	.	.	.	.
<b>Total,</b>	<b>37,369 50</b>	<b>3,065 79</b>	<b>1,087 35</b>	.	<b>6,523</b>	<b>342</b>	<b>6,623</b>	<b>1,989</b>	.	<b>11,998</b>	<b>288</b>
France,	672 40	.	153 50	.	.	.	.	.	.	.	.
St. Pierre, Miquelon, and fisheries,	20 00	.	.	.	.	.	.	.	.	8,339	.
French West Indies,	500 90	.	.	.	58,579	.	127,833	8,126	1,036	93,952	.
<b>Total,</b>	<b>1,193 30</b>	.	<b>153 50</b>	.	<b>58,579</b>	.	<b>127,833</b>	<b>8,126</b>	<b>1,036</b>	<b>102,291</b>	.
Portugal,	.	451 00	444 80	379	.	.	.	.	.	.	.
Cape de Verd Islands,	.	.	.	.	.	.	.	.	.	.	.
<b>Total,</b>	.	<b>451 00</b>	<b>444 80</b>	<b>379</b>	.	.	.	.	.	.	.
United Netherlands,	1,696 10	36 20	944 95	.	160	.	.	.	.	.	.
Dutch West Indies and American colonies,	212 10	.	.	369	4,326	.	31,465	1,888	19,790	59,767	.
<b>Total,</b>	<b>1,908 20</b>	<b>36 20</b>	<b>944 95</b>	<b>369</b>	<b>4,486</b>	.	<b>31,465</b>	<b>1,888</b>	<b>19,790</b>	<b>59,767</b>	.
Danish West Indies,	136 80	.	.	.	2,881	.	.	.	.	11,145	.
Uncertain,	.	.	.	.	301	.	.	.	94	3,184	.
<b>Total,</b>	<b>40,607 80</b>	<b>3,552 99</b>	<b>2,630 60</b>	<b>748</b>	<b>72,770</b>	<b>342</b>	<b>165,921</b>	<b>11,953</b>	<b>20,920</b>	<b>188,385</b>	<b>288</b>

STATEMENT—Continued.

1792.]

TONNAGE AND IMPORTS FOR THE YEAR 1790.

FROM WHENCE IMPORTED.	ARTICLES PAYING SPECIFIC DUTIES.											
	Indigo.	Nails and Spikes.	Steel unwrought.	Cables.	Twine and Pack Thread.	Salt.	Coal.	Shoes.	Cider, Beer, Ale, and Porter, in bottles.	Playing Cards.	Barrels Pickled Fish.	Quintals Dried Fish.
	• Pounds.	Per 112 Pounds.			Bushels.		Pairs.	Dozens.	Packs.	Barrels.	Per 112 Pounds.	
England, Man, and Berwick,	.	1,991	.	.	13 0 25	3,412	.	6	19	576	.	.
Scotland,	.	.	.	.	.	.	2,847	.	.	.	.	.
Ireland,	.	.	.	.	.	4,096	.	.	.	.	.	.
British West Indies,	.	.	.	.	.	.	.	.	.	.	280	129 2 0
British American colonies,	.	.	.	.	.	.	.	.	.	.	.	.
Total,	.	1,991	.	.	13 0 25	7,508	2,847	6	19	576	280	129 2 0
France,	.	.	.	12 3 0	1 2 12	1,400	.	.	.	.	.	.
St. Pierre, Miquelon, and fisheries,	.	.	.	.	.	.	.	.	.	.	.	.
French West Indies,	100	.	.	.	.	5,265	.	.	.	.	.	.
Total,	100	.	.	12 3 0	1 2 12	6,665	.	.	.	.	.	.
Portugal,	.	.	.	.	.	9,272	.	.	.	.	.	.
Cape de Verd Islands,	.	.	.	.	.	3,696	.	.	.	.	.	.
Total,	.	.	.	.	.	12,968	.	.	.	.	.	.
United Netherlands,	.	.	58 2 0	.	.	.	.	.	.	.	.	.
Dutch West Indies and American colonies,	.	.	.	.	.	6,169	.	.	.	.	.	.
Total,	.	.	58 2 0	.	.	6,169	.	.	.	.	.	.
Danish West Indies,	.	.	12 2 0	.	.	.	.	.	9	.	.	.
Uncertain,	.	.	.	.	.	284	.	.	.	.	.	.
Total,	100	1,991	71 0 0	12 3 0	14 3 9	33,594	2,847	6	28	576	280	129 2 0

TREASURY DEPARTMENT, March 10, 1792.

TENCH COXE, Assistant Secretary.

*A Statement of Goods, Wares, and Merchandise, imported into the State of Massachusetts, from the 1st of October, 1789, to the 30th of September, 1790.*

FROM WHENCE IMPORTED.	DUTIES, AD VALOREM.				
	5 per cent.	7½ per cent.	10 per cent.	12½ per cent.	15 per cent.
	Value of Goods.	Value of Goods.	Value of Goods.	Value of Goods.	Value of Goods.
	Dollars.	Dollars.	Dollars.	Dollars.	Dollars.
England, Man, and Berwick, -- --	1,234,271 60	74,653 49	73,228 27	--	106 72
Scotland, -- -- --	1,747 04	22 98	290 62		
Ireland, -- -- --	22,209 63	119 60	3,167 48		
Gibraltar, -- -- --	2 75				
British West Indies, -- -- --	4,211 52	466 16	138 16		
Newfoundland, and British fisheries, -- --	6 60				
British American colonies, -- -- --	7,199 35	393 59	119 74		
<b>Total,</b> -- -- --	<b>1,269,648 49</b>	<b>75,655 82</b>	<b>76,944 27</b>	<b>--</b>	<b>106 72</b>
France, -- -- --	8,873 30	250 30	488 28		
St. Pierre, Miquelon, and French fisheries, --	370 86				
French West Indies, -- -- --	4,297 72	470 62	40 18		
Bourbon and Mauritius, -- -- --	1,386 89				
<b>Total,</b> -- -- --	<b>14,928 77</b>	<b>720 92</b>	<b>528 46</b>		
Spain, -- -- --	16,528 00	602 80	108 11		
Teneriffe, and other Canaries, -- -- --	1,958 48	80 30			
Honduras, Campeachy, and Musquito Shore, --	490 87				
Spanish West Indies, -- -- --					
<b>Total,</b> -- -- --	<b>18,977 35</b>	<b>683 10</b>	<b>108 11</b>		
Portugal, -- -- --	12,570 41	215 12	5 50		
Madeira, -- -- --	227 30		15 90		
Fayal, and other Azores, -- -- --	2,789 84	13 20			
Cape de Verd Islands, -- -- --	5,408 05	59 49	206 31		
<b>Total,</b> -- -- --	<b>20,995 60</b>	<b>287 81</b>	<b>227 71</b>		
United Netherlands, -- -- --	21,980 44	986 27	10,779 30		
Dutch West Indies and American colonies, --	4,287 49	118 15	135 64		
Cape of Good Hope, -- -- --	11,109 39	--	4 80		
<b>Total,</b> -- -- --	<b>37,377 32</b>	<b>1,104 42</b>	<b>10,919 74</b>		
Danish West Indies, -- -- --	2,064 43	158 20			
Sweden, -- -- --	2,381 50				
Swedish West Indies, -- -- --					
<b>Total,</b> -- -- --	<b>2,381 50</b>				
China, -- -- --	45,103 80	187 29	2,119 42		
Hamburg, Bremen, and other Hanse Towns, --	1,647 84	--	3,109 55		
Russia, -- -- --	155,883 51	1,813 28			
West Indies, generally, -- -- --	125 90				
Uncertain, -- -- --	32,095 83	294 13	236 65	5 07	
<b>Grand Total,</b> -- -- --	<b>1,601,230 34</b>	<b>80,904 97</b>	<b>94,193 91</b>	<b>5 07</b>	<b>106 72</b>

## STATEMENT OF IMPORTS—Continued.

FROM WHENCE IMPORTED.	ENUMERATED ARTICLES PAYING SPECIFIC DUTIES.					
	Madeira Wines.	Other Wines.	Spirits.		Beer, Ale, and Porter, in casks.	Molasses.
	Gallons.	Gallons.	Gallons, at 10.	Gallons, at 8.	Gallons.	Gallons.
England, Man, and Berwick, - -	-	152½	-	88	1,236	-
Scotland, - - - - -	-	-	-	-	-	-
Ireland, - - - - -	-	-	-	-	-	-
Gibraltar, - - - - -	-	84½	-	-	-	-
British West Indies, - - - - -	4	22	7,422	33,765	-	8,455
Newfoundland, and British fisheries, - - - - -	-	-	-	1,126	-	-
British American colonies, - - - - -	-	-	1,458	3,547	476	-
<b>Total,</b> - - - - -	<b>4</b>	<b>259</b>	<b>8,880</b>	<b>38,526</b>	<b>1,712</b>	<b>8,455</b>
France, - - - - -	-	769	-	9,469	-	-
St. Pierre, Miquelon, and French fisheries, - - - - -	-	114½	-	-	-	-
French West Indies, - - - - -	-	1,007½	-	47,086	-	2,313,763
Bourbon and Mauritius, - - - - -	-	1,919	-	-	-	-
<b>Total,</b> - - - - -	<b>-</b>	<b>3,810</b>	<b>-</b>	<b>56,555</b>	<b>-</b>	<b>2,313,763</b>
Spain, - - - - -	-	18,711	2,273	13,515	-	-
Teneriffe, and other Canaries, - - - - -	-	14,378	-	-	-	-
Honduras, Campeachy, and Musquito Shore, - - - - -	-	-	-	-	-	-
Spanish West Indies, - - - - -	-	-	-	-	-	-
<b>Total,</b> - - - - -	<b>-</b>	<b>33,089</b>	<b>2,273</b>	<b>13,515</b>	<b>-</b>	<b>-</b>
Portugal, - - - - -	-	11,614	-	-	-	-
Madeira, - - - - -	11,676	32	-	-	-	-
Fayal, and other Azores, - - - - -	-	35,870	-	-	-	-
Cape de Verd Islands, - - - - -	2,963	6	-	21	-	519
<b>Total,</b> - - - - -	<b>14,639</b>	<b>47,522</b>	<b>-</b>	<b>21</b>	<b>-</b>	<b>519</b>
United Netherlands, - - - - -	-	30	-	2,774	-	-
Dutch West Indies and American colonies, - - - - -	4,503	2,021	269	113,108	149	455,790
Cape of Good Hope, - - - - -	-	-	-	-	-	-
<b>Total,</b> - - - - -	<b>4,503</b>	<b>2,051</b>	<b>269</b>	<b>115,882</b>	<b>149</b>	<b>455,790</b>
Danish West Indies, - - - - -	7,380	-	3	34,428	-	13,828
Sweden, - - - - -	-	-	-	3,263	-	514
Swedish West Indies, - - - - -	-	-	-	-	-	-
<b>Total,</b> - - - - -	<b>-</b>	<b>-</b>	<b>-</b>	<b>3,263</b>	<b>-</b>	<b>514</b>
China, - - - - -	-	1,293	-	843	-	-
Hamburg, Bremen, and other Hanse Towns, - - - - -	-	-	-	-	-	-
Russia, - - - - -	-	59	-	-	-	-
West Indies, generally, - - - - -	-	-	-	647	-	24,498
Uncertain, - - - - -	-	-	-	5,556	-	5,953
<b>Grand Total,</b> - - - - -	<b>26,526</b>	<b>88,083</b>	<b>11,425</b>	<b>269,236</b>	<b>1,861</b>	<b>2,823,320</b>

## STATEMENT OF IMPORTS—Continued.

FROM WHENCE IMPORTED.	ENUMERATED ARTICLES PAYING SPECIFIC DUTIES.						
	Playing Cards.	Coffee.	Cocoa.	Brown Sugar.	Loaf Sugar.	Other Sugars.	Candles, of Tallow.
	Packs.	Pounds.	Pounds.	Pounds.	Pounds.	Pounds.	Pounds.
England, Man, and Berwick, - - -	2,292	-	-	-	1,597		
Scotland, - - - - -							
Ireland, - - - - -							
Gibraltar, - - - - -							
British West Indies, - - - - -	-	19,019	7,498	154,352			
Newfoundland and British fisheries, - - -	-	-	-	5,078			
British American colonies, - - - - -	6	59	-	2,261			
Total, - - - - -	2,298	19,078	7,498	161,691	1,597		
France, - - - - -							
St. Pierre, Miquelon, and French fisheries, - - -	-	-	-	1,175			
French West Indies, - - - - -	-	290,533	145,583	1,910,870	162	714	550
Bourbon and Mauritius, - - - - -	-	42,654					
Total, - - - - -	-	333,187	145,583	1,912,045	162	714	550
Spain, - - - - -							
Teneriffe and other Canaries, - - - - -	-	-	-	-	-	-	809
Honduras, Campeachy, and Musquito Shore, - - -	-	-	-	-	-	-	-
Spanish West Indies, - - - - -	-	315	-	1,960	-	-	-
Total, - - - - -	-	315	-	1,960	-	-	809
Portugal, - - - - -							
Madeira, - - - - -	-	2,460	-	1,477			
Fayal and other Azores, - - - - -	-	-	-	405			
Cape de Verd Islands, - - - - -	-	-	-	-			
Total, - - - - -	-	2,460	-	1,882			
United Netherlands, - - - - -							
Dutch West Indies and American colonies, - - -	-	211,090	262,319	1,117,164	-	-	150
Cape of Good Hope, - - - - -	-	76,322					
Total, - - - - -	-	287,412	262,319	1,117,164	-	-	150
Danish West Indies, - - - - -							
Sweden, - - - - -							
Swedish West Indies, - - - - -	-	1,781	-	48,945			
Total, - - - - -	-	1,781	-	48,945			
China, - - - - -							
Hamburg, Bremen, and other Hanse Towns, - - -	-	-	-	-	24		
Russia, - - - - -							
West Indies generally, - - - - -	-	-	-	10,728			
Uncertain, - - - - -	-	7,273	10,029	16,959			
Grand Total, - - - - -	2,298	669,191	427,480	3,483,570	1,783	714	1,509



## STATEMENT OF IMPORTS—Continued.

FROM WHENCE IMPORTED.	ENUMERATED ARTICLES PAYING SPECIFIC DUTIES.						
	Candles of Wax & Sper- maceti.	Cheese.	Soap.	Snuff.	Indigo.	Cotton.	Nails and Spikes.
	Pounds.	Pounds.	Pounds.	Pounds.	Pounds.	Bales.	Pounds.
England, Man, and Berwick, --	--	3,014	4,615	2	--	--	41,137
Scotland, --	--	--	--	--	--	--	--
Ireland, --	--	--	--	--	--	--	--
Gibraltar, --	--	--	--	--	--	--	--
British West Indies, --	491	--	--	136	--	--	--
Newfoundland and British fisheries, --	--	--	--	--	--	--	--
British American colonies, --	--	25	--	--	--	--	789
Total, --	491	3,039	4,615	138	--	--	41,946
France, --	--	--	--	--	--	--	--
St. Pierre, Miquelon, and French fisheries, --	--	--	--	--	--	--	--
French West Indies, --	1,037	--	44	115	454	5	1,079
Bourbon and Mauritius, --	--	--	--	--	--	--	--
Total, --	1,037	--	44	115	454	5	1,079
Spain, --	--	--	--	--	--	--	--
Teneriffe and other Canaries, --	--	--	--	--	--	--	--
Honduras, Campeachy, and Musquito Shore, --	497	200	--	--	--	--	--
Spanish West Indies, --	--	--	--	--	--	--	--
Total, --	497	200	--	--	--	--	--
Portugal, --	--	--	--	--	--	--	--
Madeira, --	--	--	--	--	--	--	--
Fayal and other Azores, --	--	--	--	--	--	--	--
Cape de Verd Islands, --	--	59	--	--	--	--	--
Total, --	--	59	--	--	--	--	--
United Netherlands, --	--	92	--	--	--	--	--
Dutch West Indies and American colonies, --	120	--	84	--	--	77	--
Cape of Good Hope, --	--	--	--	--	--	--	--
Total, --	120	92	84	--	--	77	--
Danish West Indies, --	--	--	--	--	--	9	--
Sweden, --	--	--	--	--	--	--	--
Swedish West Indies, --	--	--	--	--	--	--	--
Total, --	--	--	--	--	--	--	--
China, --	--	--	--	--	--	--	--
Hamburg, Bremen, and other Hanse Towns, --	--	--	--	--	--	--	--
Russia, --	--	--	--	--	--	--	--
West Indies generally, --	--	--	--	--	--	--	--
Uncertain, --	--	--	--	--	--	--	--
Grand Total, --	2,145	3,390	4,743	253	454	91	43,025

## STATEMENT OF IMPORTS—Continued.

FROM WHENCE IMPORTED.	ENUMERATED ARTICLES PAYING SPECIFIC DUTIES.						
	Steel, un- wrought.	Cables.	Tarred Cordage.	Untarred Cordage, & Yarn.	Twine and Pack- Thread.	Salt.	Coal.
	112 p'ds.	112 p'ds.	112 p'ds.	112 p'ds.	112 p'ds.	Bushels.	Bushels.
England, Man, and Berwick, — —	67 2 0	79 0 0	154 3 1	106 1 6	94 0 2	64,442	8,593
Scotland, — — — —	—	—	—	—	—	—	5,082
Ireland, — — — —	—	—	—	—	—	1,830	1,704
Gibraltar, — — — —	—	—	—	—	—	—	—
British West Indies, — — — —	—	—	22 3 24	—	—	23,775	—
Newfoundland, and British fisheries, — — — —	—	—	—	—	—	—	—
British American colonies, — — — —	—	—	—	—	1 1 10	346	1,062
<b>Total,</b> — — — —	<b>67 2 0</b>	<b>79 0 0</b>	<b>177 2 25</b>	<b>106 1 6</b>	<b>95 1 12</b>	<b>90,393</b>	<b>16,441</b>
France, — — — —	4 2 16	9 2 0	3 0 0	—	—	20,218	1,732
St. Pierre, Miquelon, and French fisheries, — — — —	—	—	—	—	—	—	—
French West Indies, — — — —	—	22 0 0	1 1 0	0 3 22	0 1 21	30,706	—
Bourbon and Mauritius, — — — —	—	—	—	—	—	—	—
<b>Total,</b> — — — —	<b>4 2 16</b>	<b>31 2 0</b>	<b>4 1 0</b>	<b>0 3 22</b>	<b>0 1 21</b>	<b>50,924</b>	<b>1,732</b>
Spain, — — — —	—	—	—	—	—	—	—
Teneriffe, and other Canaries, — — — —	—	—	58 1 8	—	—	40,762	—
Honduras, Campeachy, and Musquito Shoals, — — — —	—	—	—	—	—	5,772	—
Spanish West Indies, — — — —	—	—	—	—	—	—	—
<b>Total,</b> — — — —	<b>—</b>	<b>—</b>	<b>58 1 8</b>	<b>—</b>	<b>—</b>	<b>46,534</b>	<b>—</b>
Portugal, — — — —	—	—	—	—	—	—	—
Madeira, — — — —	—	—	28 2 0	—	—	93,050	—
Fayal, and other Azores, — — — —	—	—	—	—	—	—	—
Cape de Verd Islands, — — — —	—	—	14 2 4	—	—	105,298	—
<b>Total,</b> — — — —	<b>—</b>	<b>—</b>	<b>43 0 4</b>	<b>—</b>	<b>—</b>	<b>198,348</b>	<b>—</b>
United Netherlands, — — — —	1,154 0 26	22 3 0	—	—	—	—	—
Dutch West Indies and American colonies, — — — —	—	—	3 0 0	—	2 1 10	135,157	—
Cape of Good Hope, — — — —	—	—	—	—	—	—	—
<b>Total,</b> — — — —	<b>1,154 0 26</b>	<b>22 3 0</b>	<b>3 0 0</b>	<b>—</b>	<b>2 1 10</b>	<b>135,157</b>	<b>—</b>
Danish West Indies, — — — —	—	—	—	—	—	6,267	—
Sweden, — — — —	100 0 0	—	—	—	—	—	—
Swedish West Indies, — — — —	—	—	—	—	—	1,097	—
<b>Total,</b> — — — —	<b>100 0 0</b>	<b>—</b>	<b>—</b>	<b>—</b>	<b>—</b>	<b>1,097</b>	<b>—</b>
China, — — — —	—	—	—	—	—	—	—
Hamburg, Bremen, and other Hanse Towns, — — — —	—	—	—	—	—	—	—
Russia, — — — —	—	219 0 0	1,590 0 11	—	—	—	—
West Indies, generally, — — — —	—	—	—	—	—	1,862	—
Uncertain, — — — —	—	—	24 3 21	—	—	8,005	—
<b>Grand Total,</b> — — — —	<b>1,326 1 14</b>	<b>352 1 0</b>	<b>1,901 1 13</b>	<b>107 1 0</b>	<b>98 0 15</b>	<b>538,587</b>	<b>18,173</b>

## STATEMENT OF IMPORTS—Continued.

FROM WHENCE IMPORTED.	ENUMERATED ARTICLES PAYING EACH A SPECIFIC DUTY.								
	Shoes.		Boots.	Wool and Cotton Cards.	Cider, Beer, Ale, & Porter, in bottles.	Pickled Fish.	Dried Fish.	Bohea Tea, at 6 cents.	Bohea Tea, at 8 c'ts.
	Pairs, at 7.	Pairs, at 10.	Pairs.	Dozens.	Dozens.	Barrels.	Quintals.	Pounds.	P'ds.
England Man, and, Berwick, - - - - -	456	20	1	2	1,619				
Scotland, - - - - -									
Ireland, - - - - -									
Gibraltar, - - - - -									
British West Indies, - - - - -	96	3	12						
Newfoundland and British fisheries, - - - - -						212	78½		
British American colonies, - - - - -	120					869	2,242½		
Total, - - - - -	672	23	13	2	1,619	1,081	2,320½		
France, - - - - -									180
St. Pierre, Miquelon, and French fisheries, - - - - -						55			
French West Indies, - - - - -	124	3	30	1½				310	
Bourbon and Mauritius, - - - - -									
Total, - - - - -	124	3	30	1½		55		310	180
Spain, - - - - -									
Teneriffe and the other Canaries, - - - - -									
Honduras, Campeachy, and Musquito Shore, - - - - -									
Spanish West Indies, - - - - -									
Total, - - - - -									
Portugal, - - - - -									50,791
Madeira, - - - - -									
Fayal and other Azores, - - - - -									
Cape de Verd Islands, - - - - -						9			688
Total, - - - - -						9			51,479
United Netherlands, - - - - -									
Dutch West Indies and American colonies, - - - - -	5	39	6		1	14			
Cape of Good Hope, - - - - -									
Total, - - - - -	5	39	6		1	14			
Danish West Indies, - - - - -	120					10			
Sweden, - - - - -									318
Swedish West Indies, - - - - -									
Total, - - - - -									318
China, - - - - -								836,040	
Hamburg, Bremen, and other Hanse Towns, - - - - -					4				
Russia, - - - - -									
West Indies generally, - - - - -									
Uncertain, - - - - -					6	5			187
Grand Total, - - - - -	921	65	49	3½	1,639	1,165	2,320½	836,350	52,164

## STATEMENT OF IMPORTS—Continued.

FROM WHENCE IMPORTED.	ENUMERATED ARTICLES PAYING SPECIFIC DUTIES.								
	Souchong & other Black Teas, at 10 cents.	Teas, at 12 cents.	Teas, at 13 cents.	Teas, at 15 cents.	Hyson, at 20 cents.	Hyson, at 22 cents.	Hyson, at 26 cents.	Hyson, at 27 cents.	Hyson, at 45 cents.
	Pounds.	Pounds.	Pounds.	P'nds.	Pounds.	P'nds.	P'nds.	P'nds.	P'nds.
England, Man, and Berwick, --	--	--	--	4	--	40	128	378	16
Scotland, --	--	--	--	--	--	--	--	--	--
Ireland, --	--	--	--	--	--	--	--	--	--
Gibraltar, --	--	--	--	--	--	--	--	--	--
British West Indies, --	--	--	--	--	--	--	--	--	--
Newfoundland and British fisheries, --	--	--	--	67	--	--	--	--	--
British American colonies, --	--	--	--	--	--	--	--	--	--
Total, --	--	--	--	71	--	40	128	378	16
France, --	--	--	--	--	--	--	210	--	--
St. Pierre, Miquelon, and French fisheries, --	--	--	--	--	--	--	--	--	--
French West Indies, --	--	--	--	--	--	63	--	--	136
Bourbon and Mauritius, --	2,880	--	--	--	--	--	--	--	--
Total, --	2,880	--	--	--	--	63	210	--	136
Spain, --	--	--	--	--	--	--	--	--	--
Teneriffe and other Canaries, --	--	--	--	--	--	--	--	--	--
Honduras, Campeachy, and Musquito Shore, --	--	--	--	--	--	--	--	--	--
Spanish West Indies, --	--	--	--	--	--	--	--	--	--
Total, --	--	--	--	--	--	--	--	--	--
Portugal, --	--	--	963	--	--	--	67	--	--
Madeira, --	--	--	--	--	--	--	24	--	--
Fayal and other Azores, --	--	--	--	--	--	--	--	--	--
Cape de Verd Islands, --	--	--	--	--	--	--	--	--	--
Total, --	--	--	963	--	--	--	91	--	--
United Netherlands, --	--	--	75	630	--	--	--	--	--
Dutch West Indies and American colonies, --	--	--	--	--	--	156	--	--	1
Cape of Good Hope, --	--	--	--	--	--	--	--	--	--
Total, --	--	--	75	630	--	156	--	--	1
Danish West Indies, --	--	--	--	--	--	--	--	--	--
Sweden, --	--	--	169	--	--	--	--	--	--
Swedish West Indies, --	--	--	--	--	--	--	--	--	--
Total, --	--	--	169	--	--	--	--	--	--
China, --	62,864	28,780	--	--	102,802	--	--	--	--
Hamburg, Bremen, and other Hanse Towns, --	--	--	--	--	--	--	--	--	--
Russia, --	--	--	--	--	--	--	--	--	--
West Indies generally, --	--	--	--	--	--	--	--	--	--
Uncertain, --	--	--	--	--	--	--	--	--	--
Grand Total, --	65,744	28,780	1,207	701	102,802	259	429	378	153

TREASURY DEPARTMENT, March 10, 1792.

TENCH COXE, Assistant Secretary.

A Statement of Goods, Wares, and Merchandise, imported into the State of Rhode Island and Providence Plantations, from the 21st June, 1790, to the 30th September, 1790.

FROM WHENCE IMPORTED.	DUTIES, AD VALOREM.			ARTICLES PAYING SPECIFIC DUTIES.															
	Value of Goods, at five per cent.	Value of Goods, at 7½ per cent.	Value of Goods, at ten per cent.	Other than Madeira Wines.	Spirits, at eight cents.	Molasses.	Coffee.	Cocoa.	Brown Sugar.	Loaf Sugar.	Other Sugars.	Soap.	Indigo.	Tarred Cordage.	Salt.	Shoes, at 7 cents.	Cider, Beer, Ale, and Porter, in bottles.	Pickled Fish.	Quintals dried Fish.
	Dollars.	Dollars.	Dollars.	Gallons.	Gallons.	Gallons.	Pounds	Pounds	Pounds.	Pounds	Pounds	Pounds	Pounds	Per 112 Pounds.	Bushels.	Pairs.	Dozens.	Barrels	Per 112 Pounds.
British West Indies, - - -	246 47	-	-	-	-	2,152	-	265	1,837	-	-	-	-	-	6,920	-	-	-	-
British American Colonies, - - -	159 94	-	-	-	-	-	-	-	-	-	-	-	-	-	-	-	-	251	1 1 0
Total, - - -	406 41	-	-	-	-	2,152	-	265	1,837	-	-	-	-	-	6,920	-	-	251	1 1 0
French West Indies, - - -	327 79	664 18	-	611	881	171,829	32,068	1,394	244,732	70	1,257	-	203	15 2 21	3,862	-	6	-	-
Teneriffe and other Canaries, - - -	-	-	-	12,186	-	-	-	-	11,858	-	6,825	-	-	-	-	-	-	-	-
West Indies, - - -	-	-	-	-	-	-	-	-	-	-	-	-	-	-	-	-	-	-	-
Total, - - -	-	-	-	12,186	-	-	-	-	11,858	-	6,825	-	-	-	-	-	-	-	-
Fayal and other Azores, - - -	-	-	-	5,945	-	-	-	-	-	-	-	160	-	-	-	-	-	-	-
Cape de Verd Islands, - - -	4,355 15	7 32	1,141 73	-	3,025	-	-	-	10,819	-	-	-	-	-	13,524	-	-	-	-
Total, - - -	4,355 15	7 32	1,141 73	5,945	3,025	-	-	-	10,819	-	-	160	-	-	13,524	-	-	-	-
Dutch West Indies and American colonies, - - -	842 67	24	34 10	16,547	24,905	47,025	4,894	22,572	71,735	-	-	813	-	-	12,998	28	-	-	-
Danish West Indies, - - -	533 25	21 50	75	-	19,740	202	143	-	22,142	-	-	-	-	4 2 0	516	-	-	-	-
Total, - - -	6,465 27	717 00	1,176 58	35,289	48,551	221,208	37,105	24,231	363,123	70	8,082	973	203	20 0 21	37,820	28	6	251	1 1 0

TREASURY DEPARTMENT, March 10, 1792.

TENCH COXE, Assistant Secretary.

A Statement of Goods, Wares, and Merchandise, imported into the State of Connecticut, from the 1st of October, 1789, to the 30th of September, 1790.

FROM WHENCE IMPORTED.	DUTIES AD VALOREM.			ARTICLES PAYING SPECIFIC DUTIES.																						
	Value of Goods, at five per cent.	Value of Goods, at 7½ per cent.	Value of Goods, at ten per cent.	Madeira Wines.	Other Wines.	Spirits, at 10 Cts.	Spirits at 6 Cts.	Beer, Ale, and Porter, in casks.	Molasses.	Coffee.	Cocoa.	Brown Sugar.	Leaf Sugar.	Other Sugars.	Tobacco Manufactured.	Indigo.	and Spikes.	Steel unwrought.	Salt.	Pickled Fish.	Quintals Dried Fish.	Teas, at 13 cents.	Teas, at 15 cents.	Teas, at 27 cents.		
	Dollars.	Dollars.	Dollars.	Gallons.					Pounds.										Per 112 Pounds.	Bushels.	brls.	Pr. 112 Pounds.	Pounds.			
Ireland, - - - - -	3,817 36																									
British West Indies, - - -	1,553 18	146 49	17 69	-	-	7,966	85,999	329	5,540	2,968	1,850	86,257	-	422	-	-	-	-	39,022							
British American Colonies, - -	151 80	-	11 75	-	-	-	-	-	-	-	-	-	-	-	-	-	-	-	-	15	2 2 0					
Total, - - - - -	5,522 34	146 49	29 44	-	-	7,966	85,999	329	5,540	2,968	1,850	86,257	-	422	-	-	-	-	39,022	15	2 2 0					
French West Indies, - - - -	735 31	433 64	47 57	-	-	-	19,554	-	524,408	26,111	2,773	605,778	-	329	323	314	-	-	6,509	-	-	-	35			
Spanish West Indies, - - - -	34 23	-	-	-	-	-	7,174	-	-	-	-	200	-	-	-	167	-	-	4,418							
Floridas and Louisiana, - - -	-	-	-	-	-	-	-	-	5,956	668	-	22,280	-	-	-	-	-	-	-	-	-	-	-	-	-	-
Total, - - - - -	34 23	-	-	-	-	-	7,174	-	5,956	668	-	22,480	-	-	-	167	-	-	4,418							
Cape de Verd Islands, - - - -	985 25	-	245 10																							
United Netherlands, - - - -	2,920 11	-	907 62	-	-	-	927	-	-	-	-	-	-	-	-	-	-	72 1 17								
Dutch West Indies and American Colonies, - - - - -	2,624 30	81 19	555 64	516	1,295	5,918	187,647	-	90,474	33,670	1,494	345,331	155	405	-	15	403	-	141,164	-	-	8½				
Total, - - - - -	5,544 41	81 19	1,463 26	516	1,295	5,918	188,574	-	90,474	33,670	1,494	345,331	155	405	-	15	403	72 1 17	141,164	-	-	8½				
Danish West Indies, - - - -	657 42	-	103 15	-	26	-	93,796	-	13,429	6,390	-	148,205	60	74	-	-	-	-	6,064	-	-	-	-	59		
Swedish West Indies, - - - -	-	-	-	-	-	-	828	-	131	114	-	204	-	-	-	-	-	-	-	-	-	-	-	-	-	
Uncertain, - - - - -	1,082 50	-	-	-	-	-	842	-	454	630	830	1,306	-	-	-	-	-	-	580	-	-	-	-	-	-	
Total, - - - - -	14,561 46	661 32	1,888 52	516	1,321	13,884	396,767	329	640,392	70,551	6,947	1,209,561	215	1,230	323	496	403	72 1 17	197,757	15	2 2 0	8½	35	59		

*A Statement of Goods, Wares, and Merchandise, imported into the State of New York, from the 1st of October, 1789, to the 30th of September, 1790.*

FROM WHENCE IMPORTED.	DUTIES AD VALOREM.			ARTICLES PAYING SPECIFIC DUTIES.			
	Value of Goods, at 5 per cent.	Value of Goods, at 7½ per cent.	Value of Goods, at 10 per ct.	Madeira Wines.	Other Wines.	Spirits, at 10 cts.	Spirits, at 8 cts.
	Dollars.	Dollars.	Dollars.	Gallons.	Gallons.	Gallons.	Gallons.
England, Man, and Berwick, - -	2,223,917 96	103,431 88	146,694 00	457	52	5,731	9
Scotland, - - - - -	133,230 00	4,625 00	1,086 00	-	-	-	-
Ireland, - - - - -	93,654 00	215 00	8,465 00	-	-	9	6
British West Indies, - - - -	33,424 20	93 00	2 00	6,869	10	205,740	252,154
Newfoundland and British fisheries, - -	865 00	148 00	890 00	-	-	221	2,632
British American colonies, - -	14,517 88	266 60	164 00	-	-	1,308	227
Total, - - - - -	2,499,609 04	108,779 48	157,301 00	7,326	62	213,009	255,028
France, - - - - -	42,281 00	4,783 00	854 00	-	1,904	-	17,514
St. Pierre, Miquelon, and French fisheries, - -	175 00	11 00	-	-	-	-	39½
French West Indies, - - - - -	7,954 22	1,043 00	10 00	96	855	-	40,878
Total, - - - - -	50,410 22	5,837 00	864 00	96	2,759	-	58,786
Spain, - - - - -	1,606 00	-	31 00	-	4,585	31,230	518
Teneriffe and the other Canaries, - - - - -	10 00	-	-	-	71,844	-	3,565
Ivica, Majorca, and Minorca, - - - - -	7 00	-	-	-	60	-	-
Honduras, Campeachy, and Musquito Shore, - -	1,154 00	-	-	-	-	-	-
Spanish West Indies, - - - - -	966 20	-	-	-	-	-	397
Floridas and Louisiana, - - - - -	397 00	-	6 00	-	62	-	-
Other Spanish American colonies, - - - - -	-	-	-	-	-	-	-
Total, - - - - -	4,140 20	-	37 00	-	76,551	31,230	4,480
Portugal, - - - - -	3,512 00	-	9 00	21	19,454½	-	-
Madeira, - - - - -	14,576 10	526 00	242 00	53,982	-	-	-
Fayal and other Azores, - - - - -	334 00	-	-	4,811	3,332	-	-
Cape de Verd Islands, - - - - -	876 00	19 00	28 00	-	88½	-	-
Total, - - - - -	19,298 10	545 00	279 00	58,814	22,875	-	-
United Netherlands, - - - - -	114,628 00	3,303 32	16,540 27	-	1,107	733	62,731
Dutch West Indies and American colonies, - -	7,681 20	328 00	267 00	5,060	211	-	68,208½
Total, - - - - -	122,309 20	3,628 32	16,807 27	5,060	1,318	733	130,939½
Denmark and Norway, - - - - -	9,926 00	-	31 00	-	-	-	10
Danish West Indies, - - - - -	1,724 20	18 00	-	28	16	254	80,128
Total, - - - - -	11,650 20	18 00	31 00	28	16	254	80,138
China, - - - - -	112,742 00	778 00	13,426 00	943	18	-	516
Imperial Ports, - - - - -	3,286 00	-	38 00	-	-	-	-
Hamburg and Bremen, - - - - -	4,267 00	-	165 00	-	-	-	4
Russia, - - - - -	35,080 00	-	-	-	-	-	-
Italian ports, - - - - -	9,923 00	632 00	346 00	-	13,643	-	22
Uncertain,* - - - - -	38,380 00	504 00	1,602 00	-	338½	-	2,928
Grand Total, - - - - -	2,911,094 06	120,721 80	190,896 27	72,267	117,580½	245,226	532,841½

\* Uncertain arises from Store account, annexed at foot of abstracts by Mr. Lamb, Collector of the District of New York, on a return from the Collector of Saggs Harbor, deficient of information from whence imported sundry foreign produce, and on imports by the States of North Carolina and Rhode Island, and from thence exported to New York, previous to their adopting the Constitution.

## STATEMENT OF IMPORTS—Continued.

FROM WHENCE IMPORTED.	ENUMERATED ARTICLES PAYING EACH A SPECIFIC DUTY.							
	Beer, Ale, and Porter, in casks.	Molasses.	Coffee.	Cocoa.	Brown Su- gar.	Loaf Sugar.	Other Sugars.	Candles of Tal- low.
	Gallons.	Gallons.	Pounds.	Pounds.	Pounds.	P'nds.	Pounds.	Pounds.
England, Man, and Berwick, -- --	11,210	--	--	--	2,885			
Scotland, -- --								
Ireland, -- --	1,402							
British West Indies, -- --	184	4,268	50,933	21,857	266,692			
Newfoundland and British Fisheries, -- --	--	7,430	438	2,375	6,080			
British American Colonies, -- --	118	--	--	--	5,980			
Total, -- --	12,914	11,698	51,371	24,232	281,637			
France, -- --	--	--	--	--	227			
St. Pierre, Miquelon, and French Fisheries, -- --	--							
French West Indies, -- --	--	596,053	144,534	127,149	1,404,820	261	7,927	460
Total, -- --	--	596,053	144,534	127,149	1,405,047	261	7,927	460
Spain, -- --	--	--	--	--	14,064			
Teneriffe, and the other Canaries, -- --	--							
Ivica, Majorca, and Minorca, -- --	--							
Honduras, Campeachy, and Musquito Shore, -- --	--							
Spanish West Indies, -- --	--				16,947	--	391	
Floridas and Louisiana, -- --	--		119	--	44,560	--	2,243	
Other Spanish American Colonies, -- --	--							
Total, -- --	--	--	119	--	75,571	--	2,634	
Portugal, -- --	--	--	--	--	--	--	324	
Madeira, -- --	950	--	--	--	9,400			
Fayal, and other Azores, -- --	--							
Cape de Verd Islands, -- --	--							
Total, -- --	950	--	--	--	9,400	--	324	
United Netherlands, -- --	--							
Dutch West Indies, and American Colonies, -- --	--	61,696	58,321	20,330	270,226			
Total, -- --	--	61,696	58,321	20,330	270,226			
Denmark and Norway, -- --	--							
Danish West Indies, -- --	--		39,085	--	446,474			
Total, -- --	--	--	39,085	--	446,474			
China, -- --	--		185					
Imperial Ports, -- --								
Hamburg and Bremen, -- --								
Russia, -- --								
Italian ports, -- --								
Uncertain, -- --	2½	18,841	14,228	16,839	19,440			
Grand Total, -- --	13,866½	688,288	307,843	188,550	2,507,795	261	10,885	460



## STATEMENT OF IMPORTS—Continued.

FROM WHENCE IMPORTED.	ENUMERATED ARTICLES PAYING EACH A SPECIFIC DUTY.							
	Candles of Wax.	Cheese.	Soap.	Tobacco Manufactured.	Snuff.	Indigo.	Nails and Spikes.	Steel Unwrought.
	P'nds.	Pounds.	Pounds.	Pounds.	P'nds.	Pounds.	Pounds.	Pounds.
England, Man, and Berwick, -- --	--	9,358½	12	--	--	--	61,153	59,755
Scotland, -- --	--	--	--	--	--	--	90	--
Ireland, -- --	--	14	--	--	--	--	--	294
British West Indies, -- --	--	--	--	--	--	7,676	--	--
Newfoundland and British fisheries, -- --	--	--	420	--	--	--	--	--
British American colonies, -- --	--	--	--	--	--	36	415	--
Total, -- --	--	9,372½	432	--	--	7,712	61,658	60,049
France, -- --	--	--	--	--	--	--	--	--
St. Pierre, Miquelon, and French fisheries, -- --	--	--	--	--	--	--	--	--
French West Indies, -- --	450	--	791	225	--	195	448	--
Total, -- --	450	--	791	225	--	195	448	--
Spain, -- --	--	--	--	--	--	--	--	--
Teneriffe, and the other Canaries, -- --	--	--	--	--	--	--	--	--
Ivica, Majorca, and Minorca, -- --	--	--	--	--	--	--	--	--
Honduras, Campeachy, and Musquito Shore, -- --	--	--	--	--	--	--	--	--
Spanish West Indies, -- --	--	--	--	--	--	--	--	--
Floridas and Louisiana, -- --	--	--	--	--	--	--	--	--
Other Spanish American colonies, -- --	--	--	--	--	--	--	--	--
Total, -- --	--	--	--	--	--	--	--	--
Portugal, -- --	--	--	--	--	--	--	--	--
Madeira, -- --	--	40	--	--	--	--	--	--
Fayal and other Azores, -- --	--	--	--	--	--	--	--	--
Cape de Verd Islands, -- --	--	--	--	--	--	--	--	--
Total, -- --	--	40	--	--	--	--	--	--
United Netherlands, -- --	10	3,502	--	8	--	--	--	64,779
Dutch West Indies and American colonies, -- --	--	--	--	--	186	267	--	--
Total, -- --	10	3,502	--	8	186	267	--	64,779
Denmark and Norway, -- --	--	--	--	--	125	--	--	--
Danish West Indies, -- --	--	--	--	--	--	--	--	--
Total, -- --	--	--	--	--	125	--	--	--
China, -- --	--	--	--	--	--	--	--	--
Imperial ports, -- --	--	--	--	--	--	--	--	--
Hamburg and Bremen, -- --	--	--	--	--	--	--	--	2,999
Russia, -- --	--	--	--	--	--	--	--	--
Italian ports, -- --	--	--	--	--	--	--	4,155	--
Uncertain, -- --	--	30	--	--	--	--	1,408	--
Grand Total -- --	460	12,944½	1,223	233	311	8,174	67,669	ewt. qr. lb. 1,141 1 7

## STATEMENT OF IMPORTS—Continued.

FROM WHENCE IMPORTED.	ENUMERATED ARTICLES PAYING EACH A SPECIFIC DUTY.							
	Cables.	Tarred Cordage.	Untarred Cordage & Yarn.	Twine and Pack-Thread.	Salt.	Coal.	Shoes.	
	112 p'ds.	112 p'nds.	112 p'ds.	112 p'nds.	Bushels.	Bushels.	At 7 cents. Pairs.	At 10 cents. Pairs.
England, Man, and Berwick, -- --	--	224 1 14	0 3 0	17 1 8	95,909	17,747	392	182
Scotland, -- --	--	41 0 0	--	--	--	12,812	59	--
Ireland, -- --	79 0 12	--	--	--	--	8,984	--	--
British West Indies, -- --	--	--	--	--	55,742	4,764	--	--
Newfoundland and British fisheries, -- --	--	--	--	--	100	--	50	--
British American colonies, -- --	--	--	--	--	1,354	--	81	6
Total, -- --	79 0 12	265 1 14	0 3 0	17 1 8	153,105	44,307	582	188
France, -- --	--	88 0 0	--	2 3 7	--	--	--	6
St. Pierre, Miquelon, and French fisheries, -- --	--	--	--	--	4,867	--	--	2
French West Indies, -- --	--	--	--	--	--	--	--	--
Total, -- --	--	88 0 0	--	2 3 7	4,867	--	--	8
Spain, -- --	--	--	--	--	18,378	1,602	--	--
Teneriffe and the other Canaries, -- --	--	--	--	--	5,103	--	--	--
Ivica, Majorca, and Minorca, -- --	--	--	--	--	--	--	--	--
Honduras, Campeachy, and Musquito Shore, -- --	--	--	--	--	1,974	--	--	--
Spanish West Indies, -- --	--	--	--	--	--	--	--	--
Floridas and Louisiana, -- --	--	--	--	--	12	--	--	--
Other Spanish American colonies, -- --	--	--	--	--	--	--	--	--
Total, -- --	--	--	--	--	25,467	1,602	--	--
Portugal, -- --	--	--	--	--	47,742½	--	--	--
Madeira, -- --	--	--	--	--	940	1,818	--	--
Fayal and other Azores, -- --	--	--	--	--	15,596	--	--	--
Cape de Verd Islands, -- --	--	--	--	--	--	--	--	--
Total, -- --	--	--	--	--	64,278½	1,818	--	--
United Netherlands, -- --	--	--	--	6 0 0	--	--	--	--
Dutch West Indies and American colonies, -- --	--	62 3 0	--	0 1 0	47,546	--	33	19
Total, -- --	--	62 3 0	--	6 1 0	47,546	--	33	19
Denmark and Norway, -- --	--	--	--	--	7,824	--	--	--
Danish West Indies, -- --	--	--	--	--	--	--	--	--
Total, -- --	--	--	--	--	7,824	--	--	--
China, -- --	--	--	--	--	--	--	4	45
Imperial ports, -- --	--	--	--	--	--	--	--	--
Hamburg and Bremen, -- --	--	--	--	--	--	--	--	--
Russia, -- --	--	609 2 21	--	--	--	--	--	--
Italian ports, -- --	--	--	--	--	--	--	--	--
Uncertain, -- --	--	--	--	--	3,152	--	314	--
Grand Total, -- --	79 0 12	1,025 3 7	0 3 0	26 1 15	306,239½	47,727	933	260

## STATEMENT OF IMPORTS—Continued.

FROM WHENCE IMPORTED.	ENUMERATED ARTICLES PAYING EACH A SPECIFIC DUTY.							
	Boots.	Cider, Beer, Ale, & Porter, in bottles.	Playing Cards.	Pickled Fish.	Dried Fish.	Bohea Teas, at 6 cents.	Bohea Teas, at 8 cents.	Souchong, and other Black Teas, at 10 cents.
	Pairs.	Dozens.	Packs.	Barrels.	Quintals.	Pounds.	Pounds.	Pounds.
England, Man, and Berwick, - - -	21	4,014	1,248	33	10½			
Scotland, - - - - -	3	425½	-	3½				
Ireland, - - - - -	-	112	-	-	2			
British West Indies, - - - - -	-	3½	-	-				
Newfoundland and British fisheries, - - -	-	230	-	-	852			
British American colonies, - - - - -	-	-	112	1,133½	213			
<b>Total,</b> - - - - -	<b>24</b>	<b>4,785</b>	<b>1,360</b>	<b>1,170½</b>	<b>1,077½</b>			
France, - - - - -	-	-	-	-	68½			
St. Pierre, Miquelon, and French fisheries, - - -	-	-	-	½				
French West Indies, - - - - -	-	-	-	½	68½			
<b>Total,</b> - - - - -	<b>-</b>	<b>-</b>	<b>-</b>	<b>½</b>	<b>68½</b>			
Spain, - - - - -	-	66	-	-	-			
Teneriffe, and the other Canaries, - - - - -	-	-	-	-	-			
Ivica, Majorca, and Minorca, - - - - -	-	-	-	-	-			
Honduras, Campeachy, and Musquito Shore, - - -	-	-	-	-	-			
Spanish West Indies, - - - - -	-	-	-	-	-			
Floridas and Louisiana, - - - - -	-	-	-	-	-			
Other Spanish American colonies, - - - - -	-	-	-	-	-			
<b>Total,</b> - - - - -	<b>-</b>	<b>66</b>	<b>-</b>	<b>-</b>	<b>-</b>			
Portugal, - - - - -	-	-	-	-	-		8,371	
Madeira, - - - - -	-	24	-	-	-			
Fayal and other Azores, - - - - -	-	-	-	-	-			
Cape de Verd Islands, - - - - -	-	-	-	-	-			
<b>Total,</b> - - - - -	<b>-</b>	<b>24</b>	<b>-</b>	<b>-</b>	<b>-</b>		<b>8,371</b>	
United Netherlands, - - - - -	-	-	-	-	½		73,222	
Dutch West Indies and American colonies, - - -	-	-	-	3				
<b>Total,</b> - - - - -	<b>-</b>	<b>-</b>	<b>-</b>	<b>3</b>	<b>½</b>		<b>73,222</b>	
Denmark and Norway, - - - - -	-	-	-	-	-			
Danish West Indies, - - - - -	-	20¼	-	-	-			
<b>Total,</b> - - - - -	<b>-</b>	<b>20¼</b>	<b>-</b>	<b>-</b>	<b>-</b>			
China, - - - - -	1	-	-	-	-	489,279	-	265,304
Imperial Ports, - - - - -	-	-	-	-	-			
Hamburg and Bremen, - - - - -	-	-	-	-	-			
Russia, - - - - -	-	-	-	-	-		353	
Italian ports, - - - - -	-	-	-	-	-			
Uncertain, - - - - -	-	-	-	-	½		135½	
<b>Grand Total,</b> - - - - -	<b>25</b>	<b>4,895¾</b>	<b>1,360</b>	<b>1,173¾</b>	<b>Cwt. qr. lb.</b> <b>1,146 2 14</b>	<b>489,279</b>	<b>82,081½</b>	<b>265,304</b>

## STATEMENT OF IMPORTS—Continued.

FROM WHENCE IMPORTED.	ENUMERATED ARTICLES PAYING EACH A SPECIFIC DUTY.								
	Other Green Teas, at 12 cents.	Souchong, & other Black Teas, 13 cis.	Other Green Teas, at 16 cents.	Hyson Teas, at 20 cents.	Hyson Teas, at 26 cents.	Other Green Teas, at 27 cents.	Bohea Teas, at 15 cents.	Hyson Teas, at 45 cents.	Souchong, & other Black Teas, at 13 cents.
	Pounds.								
England, Man, and Berwick, - - - - -	-	144	-	-	357	252	-	-	-
Scotland, - - - - -	-	-	-	-	-	-	-	-	-
Ireland, - - - - -	-	-	-	-	-	-	-	-	-
British West Indies, - - - - -	-	-	-	-	-	-	20	-	-
Newfoundland and British fisheries, - - - - -	-	-	-	-	-	-	-	1	-
British American colonies, - - - - -	-	-	-	-	-	-	-	-	-
Total, - - - - -	-	144	-	-	357	252	20	1	-
France, - - - - -	-	-	-	-	-	-	-	64	237
St. Pierre, Miquelon, and French fisheries, - - - - -	-	-	-	-	-	-	-	-	-
French West Indies, - - - - -	-	-	-	-	-	-	-	64	237
Total, - - - - -	-	-	-	-	-	-	-	64	237
Spain, - - - - -	-	-	-	-	-	-	-	-	-
Teneriffe, and the other Canaries - - - - -	-	-	-	-	-	-	-	-	-
Ivica, Majorca, and Minorca, - - - - -	-	-	-	-	-	-	-	-	-
Honduras, Campeachy, and Musquito Shore, - - - - -	-	-	-	-	-	-	-	-	-
Spanish West Indies, - - - - -	-	-	-	-	-	-	-	-	-
Floridas and Louisiana, - - - - -	-	-	-	-	-	-	-	-	-
Other Spanish American colonies, - - - - -	-	-	-	-	-	-	-	-	-
Total, - - - - -	-	-	-	-	-	-	-	-	-
Portugal, - - - - -	-	9,167	-	-	638	-	-	-	252
Madeira, - - - - -	-	-	-	-	-	-	-	-	-
Fayal and other Azores, - - - - -	-	-	-	-	-	-	-	-	-
Cape de Verd Islands, - - - - -	-	-	-	-	-	-	-	-	-
Total, - - - - -	-	9,167	-	-	638	-	-	-	252
United Netherlands, - - - - -	-	19,289	256½	-	2,717	-	7,118	-	-
Dutch West Indies and American colonies, - - - - -	-	-	-	-	247	-	-	-	-
Total, - - - - -	-	19,289	256½	-	2,964	-	7,118	-	-
Denmark and Norway, - - - - -	-	-	-	-	-	-	-	-	-
Danish West Indies, - - - - -	-	-	-	-	-	-	-	-	-
Total, - - - - -	-	-	-	-	-	-	-	-	-
China, - - - - -	536	-	-	406,153	-	-	-	-	-
Imperial ports, - - - - -	-	-	-	-	-	-	-	-	-
Hamburg and Bremen, - - - - -	-	-	-	-	-	-	-	-	-
Russia, - - - - -	-	-	-	-	-	-	-	-	-
Italian ports, - - - - -	-	-	-	-	-	-	-	-	-
Uncertain, - - - - -	-	-	-	-	35	-	-	-	-
Grand Total, - - - - -	536	28,600	256½	406,153	3,994	252	7,138	65	489

TREASURY DEPARTMENT, March 10, 1792.

TENCH COXE, Assistant Secretary.

A statement of Goods, Wares, and Merchandise, imported into the State of New Jersey, from the 1st of October, 1789, to the 30th. September, 1790.

FROM WHENCE IMPORTED.	DUTIES AD VALOREM.			ARTICLES PAYING SPECIFIC DUTIES.										
	Value of goods, at five per cent.	Value of goods at 7½ per cent.	Value of goods at ten per cent.	Spirits, at eight cents.	Molasses.	Teas,	Coffee.	Brown Sugar.	Loaf Sugar.	Other Sugars.	Salt.	Shoes, at 7 cents.	Barrels pickled Fish.	Quintals dried Fish.
	Dollars.			Gallons.	Pounds.					Bushels.	pairs	brls.	per 112 pound	
Ireland, - - - - -	15,476 52	-	-	-	-	-	-	-	-	-	-	-	2	4 0 0
British American colonies, - - - - -	-	-	-	-	-	-	-	-	-	-	-	-	2	4 0 0
Total, - - - - -	15,476 52	-	-	-	-	-	-	-	-	-	-	-	2	4 0 0
France, - - - - -	90 00	-	-	-	-	-	-	-	-	-	-	-	-	-
French West Indies, - - - - -	111 50	-	-	12,404	21,262	-	16,635	58,093	91	-	1,790	-	-	-
Total, - - - - -	201 50	-	-	12,404	21,262	-	16,635	58,093	91	-	1,790	-	-	-
Dutch West Indies and American Colonies, -	461 40	49 82	-	4,317	1,716	60	2,014	15,809	-	224	1,116	-	-	-
Danish West Indies, - - - - -	7 20	13 40	6 05	7,925	55	-	-	57,967	-	-	316	65	-	-
Uncertain, - - - - -	-	-	-	430	-	-	-	6,000	-	-	500	-	-	-
Grand Total, - - - - -	16,146 62	63 22	6 05	25,076	23,033	60	18,649	137,869	91	224	3,722	65	2	4 0 0

TREASURY DEPARTMENT, March 10, 1792.

TENCH COXE, Assistant Secretary.

*A Statement of Goods, Wares, and Merchandise, imported into the District of Pennsylvania, from the 1st of October, 1789, to the 30th September, 1790.*

FROM WHENCE IMPORTED.	DUTIES AD VALOREM.				ARTICLES RATING SPECIFIC DUT.		
	5 per cent.	7½ per cent.	10 per cent.	15 per cent.	Madeira Wines.	Other Wines.	Spirits, Jamaica proof.
	Value of Goods.	Value of Goods.	Value of Goods.	Value of Goods.			
	Dollars.	Dollars.	Dollars.	Dollars.	Gallons.	Gallons.	Gallons.
England, Man, and Berwick, - - -	2,870,442 38	136,401 97	111,767 51	-	-	30	
Scotland, - - - - -	21,877 60	864 49	56 64	-	-	-	
Ireland, - - - - -	332,867 20	2,035 00	5,435 95	-	-	54	
Gibraltar, - - - - -	264 00	-	-	-	-	61	
British East Indies, - - - - -	91,665 20	-	-	-	-	68	
British West Indies, - - - - -	34,020 72	96 69	213 25	-	2,145	17	112,171
Newfoundland and British fisheries, - - -	150 00	-	-	-	-	-	
British American colonies, - - - - -	1,774 92	-	-	-	-	-	
<b>Total,</b> - - - - -	<b>3,353,062 02</b>	<b>139,398 15</b>	<b>117,473 35</b>	<b>-</b>	<b>2,145</b>	<b>230</b>	<b>112,171</b>
France, - - - - -	35,529 83	4,334 42	412 37	-	-	780	
French West Indies, - - - - -	5,688 13	621 27	57 55	-	98	555	758
Bourbon and Mauritius, - - - - -	20,830 25	155 00	16 00	-	-	117	
<b>Total,</b> - - - - -	<b>62,048 21</b>	<b>5,110 69</b>	<b>485 92</b>	<b>-</b>	<b>98</b>	<b>1,452</b>	<b>758</b>
Spain, - - - - -	19,624 33	-	280 87	-	-	52,361	
Teneriffe and other Canaries, - - - - -	3,390 34	-	-	-	-	97,370	
Honduras, Campeachy, and Musquito Shore, - - -	5,521 86	-	-	-	306	-	
Spanish West Indies, - - - - -	1,095 36	-	2 67	-	529	-	
Floridas and Louisiana, - - - - -	3,791 50	-	-	-	-	-	
Other Spanish American colonies, - - - - -	46 00	-	-	-	-	-	
<b>Total,</b> - - - - -	<b>33,469 39</b>	<b>-</b>	<b>283 54</b>	<b>-</b>	<b>835</b>	<b>149,731</b>	
Portugal, - - - - -	12,098 30	80 10	7 15	-	-	82,008	
Madeira, - - - - -	552 57	-	-	-	89,375	120	
Fayal and other Azores, - - - - -	7,938 21	472 12	644 83	-	102	23,621	217
Cape de Verd Islands, - - - - -	439 64	-	20 00	-	336	-	
<b>Total,</b> - - - - -	<b>21,028 72</b>	<b>552 22</b>	<b>671 98</b>	<b>-</b>	<b>89,813</b>	<b>105,749</b>	<b>217</b>
United Netherlands, - - - - -	114,987 79	964 97	12,079 40	-	-	-	
Dutch West Indies and American colonies, - - -	5,453 55	68 00	189 00	-	10,722	4,205	
<b>Total,</b> - - - - -	<b>120,441 34</b>	<b>1,032 97</b>	<b>12,268 40</b>	<b>-</b>	<b>10,722</b>	<b>4,205</b>	
Danish West Indies, - - - - -	4,910 62	95 33	78 50	117 33	333	181	
Swedish West Indies, - - - - -	28 00	-	-	-	-	-	
China, - - - - -	61,513 95	30 30	12,388 34	-	-	3	
Hamburg and Bremen, - - - - -	25,142 06	1,185 35	6,728 13	-	-	16	
Russia, - - - - -	13,934 94	-	-	-	-	-	
Africa generally, - - - - -	111 63	-	-	-	-	-	
Uncertain, - - - - -	66,855 01	3 00	2,093 42	-	-	-	
<b>Grand Total,</b> - - - - -	<b>3,762,545 89</b>	<b>147,408 01</b>	<b>152,471 58</b>	<b>117 33</b>	<b>103,946</b>	<b>261,567</b>	<b>113,146</b>

## STATEMENT OF IMPORTS—Continued.

FROM WHENCE IMPORTED.	ENUMERATED ARTICLES PAYING SPECIFIC DUTIES.							
	Other Distilled Spirits.	Molasses.	Beer, Ale, and Porter, in casks.	Coffee.	Cocoa.	Brown Sugar.	Loaf Sugar.	Other Sugars
	Gallons.	Gallons.	Gallons.	Pounds.	Pounds.	Pounds.	P'nds.	P'nds.
England, Man, and Berwick, - -	1,163	-	1,723	-	-	-	569	-
Scotland, - - - - -	-	-	-	-	-	-	-	-
Ireland, - - - - -	10	-	-	-	-	-	-	-
Gibraltar, - - - - -	-	-	-	-	-	-	-	-
British East Indies, - - - -	-	-	-	-	-	-	-	-
British West Indies, - - - -	4,6793	64	182	323,603	11,044	823,576	-	2,328
Newfoundland, and British fisheries, - - - -	-	-	-	-	-	-	-	-
British American colonies, - - - -	-	-	-	-	-	-	-	-
Total, - - - - -	407,966	64	1,905	323,603	11,044	823,576	569	2,328
France, - - - - -	63,364	-	-	-	-	-	-	-
French West Indies, - - - - -	36,9123	542,475	59	826,663	85,311	1,767,620	74	1,500
Bourbon and Mauritius, - - - -	18	-	-	26,171	-	-	-	-
Total, - - - - -	100,2943	542,475	59	852,834	85,311	1,767,620	74	1,500
Spain, - - - - -	14,748	-	-	-	-	-	-	-
Teneriffe, and other Canaries, - - - -	-	-	-	-	-	-	-	-
Honduras, Campeachy, and Musquito Shore, - - - -	1,726	525	-	2,986	661	33,503	-	15,157
Spanish West Indies, - - - - -	-	-	-	8,554	4,241	75,904	-	-
Floridas and Louisiana, - - - -	-	-	-	-	-	15,874	-	-
Other Spanish American colonies, - - - -	-	11,037	-	-	-	-	-	-
Total, - - - - -	16,474	11,562	-	11,540	4,902	125,281	-	15,157
Portugal, - - - - -	50	-	-	-	28,536	844	-	6,747
Madeira, - - - - -	13	-	-	-	-	-	-	-
Fayal, and other Azores, - - - -	6,121	-	-	-	-	-	-	-
Cape de Verd Islands, - - - - -	-	-	-	-	-	-	-	-
Total, - - - - -	6,1723	-	-	-	28,536	884	-	6,757*
United Netherlands, - - - - -	23,950	-	-	-	-	-	-	3,992
Dutch West Indies and American colonies, - - - -	91,131	13,801	-	110,750	37,681	347,957	-	3,323
Total, - - - - -	115,081	13,801	-	110,750	37,681	347,957	-	7,315
Danish West Indies, - - - - -	81,853	20	-	75,947	4,518	1,377,826	-	-
Swedish West Indies, - - - - -	-	-	-	17,545	-	53,169	-	-
China, - - - - -	-	-	-	-	-	-	-	76
Hamburg and Bremen, - - - - -	2,3283	-	-	-	-	-	504	185
Russia, - - - - -	-	-	-	-	-	-	-	-
Africa generally, - - - - -	-	-	-	-	-	-	-	-
Uncertain, - - - - -	65	159	-	-	-	-	-	-
Grand Total, - - - - -	730,2343	568,081	1,964	1,392,219	171,992	4,496,273	1,147	33,308

\* Sugars, from Portugal, in addition, at 2½ per cent. 177 pounds.

## STATEMENT OF IMPORTS—Continued.

FROM WHENCE IMPORTED.	ENUMERATED ARTICLES PAYING SPECIFIC DUTIES.							
	Candles of Tallow.	Candles of Wax.	Cheese.	Soap.	Tobacco Manufac- tured.	Snuff.	Indigo.	Nails and Spikes.
	Pounds.							
England, Man, and Berwick, - - - - -	-	15	13,173	112	-	-	64	173,480
Scotland, - - - - -	-	-	25	-	-	-	-	-
Ireland, - - - - -	-	11	13½	-	-	-	-	632
Gibraltar, - - - - -	-	-	40	-	-	-	-	-
British East Indies, - - - - -	-	-	-	-	-	-	-	-
British West Indies, - - - - -	-	-	-	-	149	72½	1,354	-
Newfoundland, and British fisheries, British American colonies, - - - - -	-	-	-	-	-	-	-	-
Total, - - - - -	-	26	13,251½	112	149	72½	1,418	174,112
France, - - - - -	-	1,593	-	204	-	-	-	-
French West Indies, - - - - -	-	-	-	2,892	222	1,030	14,813	-
Bourbon and Mauritius, - - - - -	-	-	-	-	-	-	-	-
Total, - - - - -	-	1,593	-	3,096	222	1,030	14,813	-
Spain, - - - - -	-	-	-	-	-	-	214	4,086
Teneriffe, and other Canaries, - - - - -	-	-	-	-	-	-	-	-
Honduras, Campeachy, and Musquito Shore, Spanish West Indies, - - - - -	-	-	-	-	473	-	151	-
Floridas and Louisiana, - - - - -	-	-	-	-	152	-	314	-
Other Spanish American colonies, - - - - -	-	-	-	-	-	-	-	-
Total, - - - - -	-	-	-	-	625	-	679	4,086
Portugal, - - - - -	-	-	-	-	-	-	-	-
Madeira, - - - - -	-	-	-	-	-	-	-	-
Fayal, and other Azores, - - - - -	-	934	-	-	-	-	-	-
Cape de Verd Islands, - - - - -	-	-	-	-	-	-	-	-
Total, - - - - -	-	934	-	-	-	-	-	-
United Netherlands, - - - - -	-	-	829	-	10	-	-	-
Dutch West Indies and American colonies, - - - - -	-	-	-	-	-	113	4,289½	1,024
Total, - - - - -	-	-	829	-	10	113	4,289½	1,024
Danish West Indies, - - - - -	-	-	-	-	-	31	-	-
Swedish West Indies, - - - - -	-	-	-	-	-	-	-	-
China, - - - - -	-	-	-	-	700	-	-	-
Hamburg and Bremen, - - - - -	-	-	-	-	-	-	-	1,224
Russia, - - - - -	-	-	-	-	-	-	-	-
Africa, generally, - - - - -	-	-	-	-	-	-	-	-
Uncertain, - - - - -	-	-	-	-	-	-	-	-
Grand Total, - - - - -	934	1,619	14,080½	3,208	1,706	1,246½	21,199½	180,446



STATEMENT OF IMPORTS—Continued.

FROM WHENCE IMPORTED.	ENUMERATED ARTICLES PAYING SPECIFIC DUTIES.						
	Steel, un- wrought.	Cables.	Tarred Cordage.	Untarred Cordage & Yarn.	Twine and Pack Thread.	Salt.	Coal.
	112 p'nds.	112 p'nds.	112 p'nds.	112 p'nds.	112 p'nds.	Bushels.	
England, Man, and Berwick, --	842 1 0	--	183 0 25	--	77 2 6	89,358	20,608
Scotland, --	--	--	--	--	--	--	2,712
Ireland, --	--	36 0 0	43 0 15	--	--	--	6,728
Gibraltar, --	--	--	--	--	--	--	--
British East Indies, --	--	--	--	--	--	--	--
British West Indies, --	--	--	--	--	--	51,113½	1,542
Newfoundland and British fisheries, --	--	--	--	--	--	--	--
British American colonies, --	--	--	--	--	--	--	--
<b>Total,</b>	<b>842 1 0</b>	<b>36 0 0</b>	<b>226 1 12</b>	<b>--</b>	<b>77 2 6</b>	<b>140,471½</b>	<b>31,590</b>
France, --	--	--	--	--	2 1 13	2,127	--
French West Indies, --	--	--	--	--	--	12,311	--
Bourbon and Mauritius, --	--	--	--	--	--	--	--
<b>Total,</b>	<b>--</b>	<b>--</b>	<b>--</b>	<b>--</b>	<b>2 1 13</b>	<b>14,438</b>	<b>--</b>
Spain, --	--	--	5 1 23	--	--	72,300½	2,160
Teneriffe and other Canaries, --	--	--	--	--	--	4,994	--
Honduras, Campeachy, and Musquito Shore, --	--	--	--	--	--	3	--
Spanish West Indies, --	--	--	--	--	--	--	--
Floridas and Louisiana, --	--	--	--	--	--	--	--
Other Spanish American Colonies, --	--	--	--	--	--	--	--
<b>Total,</b>	<b>--</b>	<b>--</b>	<b>5 1 23</b>	<b>--</b>	<b>--</b>	<b>77,297½</b>	<b>2,160</b>
Portugal, --	--	--	--	--	--	76,429½	--
Madeira, --	--	--	--	--	--	--	--
Fayal and other Azores, --	--	--	--	--	--	4,924	--
Cape de Verd Islands, --	--	--	--	--	--	--	--
<b>Total,</b>	<b>--</b>	<b>--</b>	<b>--</b>	<b>--</b>	<b>--</b>	<b>81,353½</b>	<b>--</b>
United Netherlands, --	248 1 8	--	--	227 3 22	5 2 0	--	--
Dutch West Indies and American colonies, --	--	24 0 18	--	--	--	9,857½	--
<b>Total,</b>	<b>248 1 8</b>	<b>24 0 18</b>	<b>--</b>	<b>227 3 22</b>	<b>5 2 0</b>	<b>9,857½</b>	<b>--</b>
Danish West Indies, --	--	--	--	--	--	4,739½	--
Swedish West Indies, --	--	--	--	--	--	--	--
China, --	--	--	--	--	--	--	--
Hamburg and Bremen, --	--	--	5 3 24	--	--	--	--
Russia, --	--	--	169 2 26	--	--	--	--
Africa, generally, --	--	--	--	--	--	--	--
Uncertain, --	--	--	--	--	--	--	6,147
<b>Grand Total,</b>	<b>1,090 2 8</b>	<b>60 0 18</b>	<b>407 2 1</b>	<b>227 3 22</b>	<b>85 1 19</b>	<b>328,157½</b>	<b>39,897</b>

STATEMENT OF IMPORTS—Continued.

FROM WHENCE IMPORTED.	ENUMERATED ARTICLES PAYING EACH A SPECIFIC DUTY.								
	Shoes.		Boots.	Wooland Cotton Cards.	Cider, Beer, Ale, and Porter, in bottles.	Play- ing Cards.	Pickled Fish.	Quintals of Dried Fish.	Teas, at 6 cents.
	At 7 cents.	At 10 cents.							
	Pairs.	Pairs.	Pairs.	Dozens.	Dozens.	Packs.	Barrels.	112 p'ds.	Pounds.
England, Man, and Berwick, - - -	297	111	13	54 $\frac{2}{12}$	598 $\frac{10}{12}$	-	$\frac{1}{2}$		
Scotland, - - - - -									
Ireland, - - - - -	44	78	27	-	-	600			
Gibraltar, - - - - -									
British East Indies, - - - - -	5								
British West Indies, - - - - -									
Newfoundland and British Fisheries, - - - - -									
British American Colonies, - - - - -							284 $\frac{24}{30}$	137 2 1	
<b>Total,</b> - - - - -	<b>346.</b>	<b>189</b>	<b>40</b>	<b>54<math>\frac{2}{12}</math></b>	<b>598<math>\frac{10}{12}</math></b>	<b>600</b>	<b>285<math>\frac{2}{30}</math></b>	<b>137 2 1</b>	
France, - - - - -									
French West Indies, - - - - -		2			184 $\frac{7}{12}$				
Bourbon and Mauritius, - - - - -		260							
<b>Total,</b> - - - - -	<b>-</b>	<b>262</b>	<b>-</b>	<b>-</b>	<b>184<math>\frac{7}{12}</math></b>	<b>-</b>	<b>-</b>	<b>-</b>	<b>-</b>
Spain, - - - - -									
Teneriffe, and the other Canaries, - - - - -									
Honduras, Campeachy, and Musquito Shore, - - - - -									
Spanish West Indies, - - - - -									
Floridas and Louisiana, - - - - -									
Other Spanish American Colonies, - - - - -									
<b>Total,</b> - - - - -	<b>-</b>	<b>-</b>	<b>-</b>	<b>-</b>	<b>-</b>	<b>-</b>	<b>-</b>	<b>-</b>	<b>-</b>
Portugal, - - - - -									
Madeira, - - - - -						648			
Fayal, and other Azores, - - - - -						12			
Cape de Verd Islands, - - - - -									
<b>Total,</b> - - - - -	<b>-</b>	<b>-</b>	<b>-</b>	<b>-</b>	<b>-</b>	<b>660</b>	<b>-</b>	<b>-</b>	<b>-</b>
United Netherlands, - - - - -	1,000						5 $\frac{1}{2}$		
Dutch West Indies, and American Colonies, - - - - -	40						14 $\frac{1}{2}$		
<b>Total,</b> - - - - -	<b>1,040</b>	<b>-</b>	<b>-</b>	<b>-</b>	<b>-</b>	<b>-</b>	<b>19<math>\frac{21}{30}</math></b>	<b>-</b>	<b>-</b>
Danish West Indies, - - - - -						600			
Swedish West Indies, - - - - -									
China, - - - - -									177,366
Hamburg and Bremen, - - - - -	156						$\frac{1}{8}$		
Russia, - - - - -									
Africa generally, - - - - -									
Uncertain, - - - - -									
<b>Grand Total,</b> - - - - -	<b>1,542</b>	<b>451</b>	<b>40</b>	<b>54<math>\frac{2}{12}</math></b>	<b>783<math>\frac{5}{12}</math></b>	<b>1,860</b>	<b>305<math>\frac{2}{30}</math></b>	<b>137 2 1</b>	<b>177,366</b>

## STATEMENT OF IMPORTS—Continued.

FROM WHENCE IMPORTED.	ENUMERATED ARTICLES PAYING SPECIFIC DUTIES.							
	Teas, at 8 cents.	Teas, at 10 cents.	Teas, at 12 cents.	Teas, at 13 cents.	Teas, at 20 cents.	Teas, at 25 cents.	Teas, at 45 cents.	Teas, at 15 cents.
	Pounds.	P'nds.	Pounds,	Pounds.	Pounds.	Pounds.	Pounds.	Pounds.
England, Man, and Berwick, — — —								
Scotland, — — —								
Ireland, — — —								
Gibraltar, — — —								
British East Indies, — — —								
British West Indies, — — —								
Newfoundland and British fisheries, — — —								
British American colonies, — — —								
Total, — — —								
France, — — —								
French West Indies, — — —								
Bourbon and Mauritius, — — —	—	207	495	—	521			
Total, — — —	—	207	495	—	521			
Spain, — — —								
Teneriffe and other Canaries, — — —	13,377	—	—	10,858	—	518	—	3,128
Honduras, Campeachy, and Musquito Shore, — — —								
Spanish West Indies, — — —								
Floridas and Louisiana, — — —								
Other Spanish American colonies, — — —								
Total, — — —	13,377	—	—	10,858	—	518	—	3,128
Portugal, — — —								
Madeira, — — —	111,708	—	—	14,382	—	2,856	—	3,157
Fayal and other Azores, — — —								
Cape de Verd Islands, — — —								
Total, — — —	111,708	—	—	14,382	—	2,856	—	3,157
United Netherlands, — — —								
Dutch West Indies and American colonies, — — —	13,071	—	—	1,154	—	4,010	—	674
Total, — — —	13,071	—	—	1,154	—	4,010	—	674
Danish West Indies, — — —							64	
Swedish West Indies, — — —								
China, — — —	—	46,777	59,697	—	121,834			
Hamburg and Bremen, — — —								
Russia, — — —								
Africa, generally, — — —	—	—	—	—	—	2		
Uncertain, — — —								
Grand Total, — — —	138,156	46,984	60,192	26,394	122,355	7,386	64	6,958

TREASURY DEPARTMENT, March 10, 1792.

TENCH COXE, Assistant Secretary.

A Statement of Goods, Wares, and Merchandise, imported into the State of Delaware, from the 1st of October, 1789, to the 30th September, 1790.

FROM WHENCE IMPORTED,	DUTIES AD VALOREM.			ARTICLES PAYING A SPECIFIC DUTY.								
	Value of Goods, 5 per cent.	Value of Goods, at 7½ per cent.	Value of Goods, at 10 per cent.	Madeira Wines.	Other Wines.	Spirits.	Molasses.	Coffee.	Cocoa.	Brown Sugar.	Salt.	Coal.
	Dollars.	Dollars.	Dollars.	Galls.	Galls.	Gallons.	Gallons.	Pounds.	Pounds.	Pounds.	Bushels.	
Ireland,	15,205 72	179 33	276 46	-	-	-	83	-	-	-	-	127
British West Indies,	362 53	-	-	-	-	29,266	-	165	-	4,720	-	-
British American colonies,	120 00	-	-	-	-	-	-	-	-	-	-	-
Total,	15,688 25	179 33	276 46	-	-	29,266	83	165	-	4,720	-	127
French West Indies,	115 86	1,807 50	-	96	110	472	40,615	146,011	9,632	201,064	636	-
Dutch West Indies and American colonies,	30 00	-	-	18	-	5,306	-	14,431	-	5,624	5797	-
Grand Total,	15,834 11	1,986 83	276 46	114	110	35,044	40,698	160,607	9,632	211,408	6433	127

TREASURY DEPARTMENT, March 10, 1792,

TENCH COXE, Assistant Secretary.

*A Statement of Goods, Wares, and Merchandise, Imported into the State of Maryland, from the 1st of October, 1789, to the 30th of September, 1790.*

FROM WHENCE IMPORTED.	DUTIES AD VALOREM.			ARTICLES PAYING A SPECIFIC RATE OF DUTY.																
	5 per cent.	7½ per cent.	10 per cent.	Madeira Wines.	Other Wines.	Spirits, at 10 cents.	Spirits, at 8 cents.	Beer, Ale, & Porter, in Casks.	Molasses.	Playing Cards.	Coffee.	Cocoa.	Brown Sugar.	Leaf Sugar.	Other Sugars.	Candles of Tallow.	Cheese.	Soap.	Snuff.	Indigo.
	Value of Goods.	Value of Goods.	Value of Goods.																	
	Dollars.			Gallons.							Packs.	Pounds.								
England, Man, and Berwick, - - -	1,660,995 27	136,572 64	46,730 22	135	1,509	227	335	2,011	-	11,424	597	-	-	16,442	-	-	23,087	-	11½	73
Scotland, - - - - -	91,407 89	6,567 32	2,928 48	-	-	-	-	49	-	-	-	-	-	4,312	-	406	149	1,015	-	8
Ireland, - - - - -	47,863 20	561 32	773 20	-	-	-	-	-	-	-	-	-	-	-	-	-	-	-	-	-
British West Indies, - - -	5,769 71	84 00	280 17	-	24	46,214	160,332	-	554	-	26,516	-	139,869	-	-	-	-	-	-	231
British American Colonies, -	460 90	-	-	-	20	-	-	-	-	-	-	-	-	-	-	-	-	-	-	-
<b>Total,</b> - - - - -	<b>1,806,496 97</b>	<b>143,785 28</b>	<b>50,712 07</b>	<b>135</b>	<b>1,553</b>	<b>46,441</b>	<b>160,667</b>	<b>2,060</b>	<b>554</b>	<b>11,424</b>	<b>27,113</b>	<b>-</b>	<b>139,869</b>	<b>20,754</b>	<b>-</b>	<b>406</b>	<b>23,236</b>	<b>1,015</b>	<b>11½</b>	<b>312</b>
France, - - - - -	17,327 77	4,469 25	1,004 52	-	3,192	-	19,310	-	-	-	37,611	-	-	-	-	-	-	4,270	-	-
French West Indies, - - -	2,863 90	-	138 10	-	899	-	55,198	-	243,788	-	609,511	10,986	1,702,311	34	-	30	248	298	42	-
<b>Total,</b> - - - - -	<b>20,191 67</b>	<b>4,469 25</b>	<b>1,142 62</b>	<b>-</b>	<b>4,091</b>	<b>-</b>	<b>74,508</b>	<b>-</b>	<b>243,788</b>	<b>-</b>	<b>647,122</b>	<b>10,986</b>	<b>1,702,311</b>	<b>34</b>	<b>-</b>	<b>30</b>	<b>248</b>	<b>4,568</b>	<b>42</b>	<b>-</b>
Spain, - - - - -	559 20	-	-	-	3,354	-	-	-	-	-	-	-	-	-	-	-	-	-	-	-
Teneriffe and other Canaries, -	-	-	-	-	10,269	-	-	-	-	-	-	-	-	-	-	-	-	-	-	-
Ivica, Majorca, and Minorca, -	527 40	-	-	-	-	-	-	-	-	-	-	-	-	-	-	-	-	-	-	-
Honduras, Campeachy, and Musquito,	1,269 20	-	-	-	-	-	-	-	-	-	121	-	-	-	-	-	-	-	-	-
Spanish West Indies, - - -	-	-	-	-	-	-	299	-	-	-	-	-	8,561	-	-	-	-	-	-	-
Floridas and Louisiana, - - -	2,282 10	-	-	-	-	-	-	-	-	-	-	-	24,097	-	-	-	-	-	-	353
<b>Total,</b> - - - - -	<b>4,637 90</b>	<b>-</b>	<b>-</b>	<b>-</b>	<b>13,623</b>	<b>299</b>	<b>-</b>	<b>-</b>	<b>-</b>	<b>-</b>	<b>121</b>	<b>-</b>	<b>32,658</b>	<b>-</b>	<b>-</b>	<b>-</b>	<b>-</b>	<b>-</b>	<b>-</b>	<b>353</b>
Portugal, - - - - -	4,332 80	1,631 65	27 60	-	25,178	-	751	-	-	-	-	-	-	-	-	-	-	-	-	-
Madeira, - - - - -	114 40	-	-	10,002	1,587	-	-	-	-	-	-	-	-	-	-	-	-	-	-	-
Fayal and other Azores, - - -	-	-	26 40	-	7,023	-	-	-	-	-	-	-	-	-	-	-	-	-	-	-
Cape de Verd Islands, - - -	2,589 60	-	388 80	-	400	-	386	-	-	-	-	-	-	-	-	-	-	-	-	-
<b>Total,</b> - - - - -	<b>7,036 80</b>	<b>1,631 65</b>	<b>442 80</b>	<b>10,002</b>	<b>34,188</b>	<b>-</b>	<b>1,137</b>	<b>-</b>	<b>-</b>	<b>-</b>	<b>-</b>	<b>-</b>	<b>-</b>	<b>-</b>	<b>-</b>	<b>-</b>	<b>-</b>	<b>-</b>	<b>-</b>	<b>-</b>
United Netherlands, - - -	18,308 22	694 99	2,646 83	-	85	-	10,985	-	-	-	-	-	-	-	-	-	20	50	40	-
Dutch West Indies and American Colonies,	3,490 30	80 93	48 99	555	376	-	53,784	-	25,281	-	139,536	175	236,616	-	-	-	-	227	-	-
<b>Total,</b> - - - - -	<b>21,798 52</b>	<b>775 92</b>	<b>2,695 82</b>	<b>555</b>	<b>461</b>	<b>-</b>	<b>64,769</b>	<b>-</b>	<b>25,281</b>	<b>-</b>	<b>139,536</b>	<b>175</b>	<b>236,616</b>	<b>-</b>	<b>-</b>	<b>-</b>	<b>20</b>	<b>277</b>	<b>40</b>	<b>-</b>
Danish West Indies, - - -	142 30	-	-	865	37	-	31,455	-	-	-	9,183	-	355,771	-	-	-	-	-	-	-
Swedish West Indies, - - -	-	-	-	-	-	-	-	-	1,017	-	-	-	275	-	-	-	-	-	-	-
Hamburg, Bremen, and other Hanse Towns,	34,689 50	658 60	3,542 85	-	69	-	-	-	-	-	-	-	-	168	217	-	22	-	-	-
Uncertain, - - - - -	182 25	-	-	-	-	-	5,854	-	230	-	1,356	-	497	7,147	-	-	-	-	-	-
<b>Grand Total,</b> - - - - -	<b>1,895,175 91</b>	<b>151,320 70</b>	<b>58,536 16</b>	<b>11,557</b>	<b>54,022</b>	<b>46,740</b>	<b>338,300</b>	<b>2,060</b>	<b>270,870</b>	<b>11,424</b>	<b>824,431</b>	<b>11,161</b>	<b>2,467,997</b>	<b>28,103</b>	<b>217</b>	<b>436</b>	<b>23,526</b>	<b>5,860</b>	<b>93½</b>	<b>665</b>

1792 J

TONNAGE AND IMPORTS FOR THE YEAR 1790.

A Statement of Goods, &c.—Continued.

FROM WHENCE IMPORTED.	ARTICLES PAYING A SPECIFIC RATE OF DUTY.																								
	Cotton.	Nails and Spikes.	Steel unwrought.	Cables.	Tarred Cordage.	Untarred Cordage and Yarn.	Twine and Pack-Thread.	Salt.	Coal.	Shoes, at 7 cents.	Shoes, at 10 cents.	Boots.	Wool and cottonCards.	Cider, Beer, Ale & Porter in bottles.	Pickled Fish.	Dried Fish.	Bohea Tea, at 8 cents.	Souchong, &c. 13 cts.	Bohea, &c. 15 cents.	GreenTeas, 16 cents.	Souchong, &c. 22 cts.	Hyson, &c. 26 cents.	Green, &c. 27 cents.	Hyson, 45 cents.	
	Pounds.	Per 112 pounds.						Bushels.	Pairs.		Dozens.	bbls.	q'tls.	Pounds.											
England, Man, and Berwick, Scotland, Ireland, British West Indies, British American Colonies,	-	244,872	693 2 16	61 1 0	296 0 20	72 0 20	31 2 07	88,562	17,392	2,456	1,436	60	16	2,297	1	28	-	179	-	20	86	83	-	-	319
Total,	-	291,436	693 2 16	61 1 0	367 0 20	132 1 07	56 0 14	125,686	17,692	3,335	1,584	61	24	2,540	16	29	-	179	-	20	86	83	-	-	319
France, French West Indies,	-	-	-	-	14 0 14	-	-	-	-	-	-	-	-	-	33	-	-	-	-	-	-	-	-	-	-
Total,	-	-	-	-	24 0 14	-	4 2 00	7,380	-	-	-	-	-	-	33	-	-	-	-	-	-	-	-	-	-
Spain, Teneriffe and other Canaries, Ivice, Majorca, and Minorca, Honduras, Campeachy, and Musquito, Spanish West Indies, Floridas and Louisiana.	-	-	-	-	-	-	-	5,392	-	-	-	-	-	-	-	25	-	-	-	-	-	-	-	-	-
Total,	-	-	-	-	-	-	-	12,195	-	-	-	-	-	-	-	25	-	-	-	-	-	-	-	-	-
Portugal, Madeira, Fayal and other Azores, Cape de Verd Islands,	-	-	-	-	-	-	-	72,343	-	12	-	-	-	-	-	-	14,119	4,674	-	548	-	-	-	-	-
Total,	-	-	52 3 12	-	112 3 07	-	-	13,184	-	-	-	-	-	-	-	-	14,119	4,674	-	548	-	-	-	-	-
United Netherlands, Dutch West Indies and Am. Colonies,	-	-	53 2 09	-	7 2 08	0 2 18	-	-	-	28	-	-	-	-	3	2	-	-	-	318	-	159	-	-	61
Total,	2,310	-	-	-	-	-	-	36,158	60	-	-	-	-	-	-	-	-	-	-	-	-	-	-	152	61
Danish West Indies, Swedish West Indies, Hamburg, Bremen, and other Hanse Towns, Uncertain,	-	-	-	-	-	-	-	4,104	-	-	-	-	-	-	-	-	-	-	-	-	-	-	-	-	-
Total,	-	-	-	-	1 3 14	-	6 2 21	630	-	106	-	2	-	-	-	-	-	-	-	-	-	-	-	-	-
Grand Total,	2,310	291,436	800 0 09	61 1 0	537 3 07	132 3 25	68 0 21	273,770	17,752	3,481	1,584	63	24	2,540	52	56	14,119	4,853	318	568	245	83	152	380	

*A Statement of Goods, Wares, and Merchandise, imported into the State of Virginia, from the 1st of October, 1789, to the 30th of September, 1790.*

FROM WHENCE IMPORTED.	DUTIES AD VALOREM.				SPECIFIC DUTIES.	
	Value of Goods, at 5 per cent.	Value of Goods, at 7½ per cent.	Value of Goods, at 10 per cent.	Value of Goods, at 15 per ct.	Madeira Wines.	Other Wines.
	Dollars.	Dollars.	Dollars.	Dollars.	Gallons.	Gallons.
England, Man, and Berwick, - -	1,721,672 59	235,826 55	68,877 91	185 10	1,659	3,851
Guernsey, Jersey, Sark, and Alderney, - -	1,098 96	160 00	30 58	-	2,243	1,389
Scotland, - - - - -	323,525 96	61,559 31	13,215 75	788 77	-	7,557
Ireland, - - - - -	14,098 10	79 37	2,674 63	-	-	-
Gibraltar, - - - - -	-	-	-	-	-	-
British West Indies, - - - - -	8,943 71	408 68	136 17	66 00	1,263	5
British American colonies, - - - - -	-	-	-	-	-	-
<b>Total,</b> - - - - -	<b>2,069,439 32</b>	<b>298,033 91</b>	<b>84,935 04</b>	<b>1,039 87</b>	<b>4,165</b>	<b>12,802</b>
France, - - - - -	10,671 46	1,237 85	196 71	-	-	1,239
French West Indies, - - - - -	1,464 81	89 43	35 35	-	-	927½
<b>Total,</b> - - - - -	<b>12,136 27</b>	<b>1,327 28</b>	<b>232 06</b>	<b>-</b>	<b>-</b>	<b>2,166½</b>
Spain, - - - - -	547 65	-	4 75	-	-	1,126
Ivica, Majorca, and Minorca, - - - - -	103 11	-	-	-	-	112
Spanish West Indies, - - - - -	-	-	-	-	-	-
<b>Total,</b> - - - - -	<b>650 76</b>	<b>-</b>	<b>4 75</b>	<b>-</b>	<b>-</b>	<b>1,238</b>
Portugal, - - - - -	96 25	-	-	-	265	4,076
Madeira, - - - - -	77 14	-	-	-	11,484	-
Fayal and other Azores, - - - - -	64 80	-	-	-	-	-
Cape de Verd Islands, - - - - -	-	44 00	-	-	-	-
<b>Total,</b> - - - - -	<b>238 19</b>	<b>44 00</b>	<b>-</b>	<b>-</b>	<b>11,749</b>	<b>4,076</b>
United Netherlands, - - - - -	6,265 76	313 82	1,021 45	-	-	54
Dutch West Indies and American colonies, - - - - -	482 50	-	192 80	-	-	598
<b>Total,</b> - - - - -	<b>6,748 26</b>	<b>313 82</b>	<b>1,214 25</b>	<b>-</b>	<b>-</b>	<b>652</b>
Danish West Indies, - - - - -	145 45	13 20	44 00	-	-	26
Swedish West Indies, - - - - -	4 50	-	-	-	-	-
Imperial Ports, - - - - -	4,137 07	21 47	-	-	-	1,067
Hamburg and Bremen, - - - - -	5,076 03	-	22 27	-	-	-
Italian Ports, - - - - -	28 67	-	-	-	-	7
Uncertain, - - - - -	1,406 41	107 94	42 66	-	-	248
<b>Grand Total,</b> - - - - -	<b>2,100,010 93</b>	<b>299,861 62</b>	<b>86,495 03</b>	<b>1,039 87</b>	<b>15,914</b>	<b>22,282</b>

## STATEMENT OF IMPORTS—Continued.

FROM WHENCE IMPORTED.	ENUMERATED ARTICLES PAYING EACH A SPECIFIC DUTY.							
	Spirits.		Beer, Ale, and Porter, in casks.	Molasses.	Coffee.	Cocoa.	Brown Su- gar.	Loaf Sugar.
	At 10 cents.	At 8 cents.						
	Gallons	Gallons.	Dozens.	Gallons.	Pounds.	Pounds.	Pounds.	Pounds.
England, Man, and Berwick, - - - - -	2,347½	4,174	4,590	-	-	-	-	77,757
Guernsey, Jersey, Sark, and Alderney, - - - - -	-	1,625½	-	-	-	-	-	13,383
Scotland, - - - - -	-	1,781	-	-	-	-	-	-
Ireland, - - - - -	-	120	-	-	-	-	-	-
Gibraltar, - - - - -	-	-	-	-	-	-	-	-
British West Indies, - - - - -	65,877	393,915½	39	4,592	73,657	477	373,239	-
British American colonies, - - - - -	-	-	-	-	-	-	-	-
Total, - - - - -	68,224½	401,616½	4,629	4,592	73,657	477	373,239	91,140
France, - - - - -	-	2,999	-	-	7,693	-	-	1,522
French West Indies, - - - - -	-	6,774	-	191,163	82,593	-	558,361	-
Total, - - - - -	-	9,773	-	191,163	90,286	-	558,361	1,522
Spain, - - - - -	-	-	-	-	-	-	-	-
Ivica, Majorca, and Minorca, - - - - -	-	284	-	-	-	-	-	-
Spanish West Indies, - - - - -	-	-	-	-	-	-	195,066	-
Total, - - - - -	-	284	-	-	-	-	195,066	-
Portugal, - - - - -	-	-	-	-	-	-	-	-
Madeira, - - - - -	-	-	-	-	-	-	-	-
Fayal and other Azores, - - - - -	-	-	-	-	-	-	-	-
Cape de Verd Islands, - - - - -	-	-	-	-	-	-	-	-
Total, - - - - -	-	-	-	-	-	-	-	-
United Netherlands, - - - - -	-	5,910½	38	-	-	-	-	67
Dutch West Indies and American colonies, - - - - -	2,711	37,048½	-	27,705	26,900	-	63,471	-
Total, - - - - -	2,711	42,959	38	27,705	26,900	-	63,471	67
Danish West Indies, - - - - -	-	9,787½	-	-	4,488	3,094	100,368	-
Swedish West Indies, - - - - -	-	100	-	-	100	-	450	-
Imperial Ports, - - - - -	-	644½	-	-	-	-	-	-
Hamburg and Bremen, - - - - -	-	-	-	-	-	-	-	-
Italian Ports, - - - - -	-	-	-	-	-	-	-	-
Uncertain, - - - - -	-	517	-	3,484	50	-	2,054	700
Grand Total, - - - - -	79,935½	465,681½	4,667	226,944	195,481	3,571	1,293,009	93,429



## STATEMENT OF IMPORTS—Continued.

FROM WHENCE IMPORTED.	ENUMERATED ARTICLES PAYING SPECIFIC DUTIES.							
	Other Sugars.	Candles of Tallow.	Cheese.	Soap.	Tobacco Manufactured.	Snuff.	Indigo.	Nails and Spikes.
	Pounds.							
England, Man, and Berwick, - -	-	2,238	17,419½	1,741	-	22	133	785,174½
Guernsey, Jersey, Sark, and Alderney, - -	-	-	-	-	-	8	-	125,168
Scotland, - - - - -	-	1,064	57	532	-	91	-	-
Ireland, - - - - -	-	-	-	-	-	-	-	-
Gibraltar, - - - - -	-	-	-	-	-	-	-	-
British West Indies, - - - - -	-	-	842	-	-	-	-	-
British American colonies, - - - - -	-	-	-	-	-	-	-	-
Total, - - - - -	-	3,302	18,318½	2,273	-	121	133	910,342½
France, - - - - -	-	30	-	-	-	-	-	-
French West Indies, - - - - -	-	416	-	540	-	6	-	-
Total, - - - - -	-	446	-	540	-	6	-	-
Spain, - - - - -	-	-	-	-	-	-	-	-
Ivica, Majorca, and Minorca, - - - - -	-	-	-	-	-	-	-	-
Spanish West Indies, - - - - -	-	122,619	-	-	-	-	-	-
Total, - - - - -	-	122,619	-	-	-	-	-	-
Portugal, - - - - -	-	-	-	-	-	-	-	-
Madeira, - - - - -	-	-	-	-	-	-	-	-
Fayal, and other Azores, - - - - -	-	-	-	-	-	-	-	-
Cape de Verd Islands, - - - - -	-	-	-	-	-	-	-	-
Total, - - - - -	-	-	-	-	-	-	-	-
United Netherlands, - - - - -	-	-	276	-	-	-	-	864
Dutch West Indies and American colonies, - - - - -	-	-	-	-	50	-	-	-
Total, - - - - -	-	-	276	-	50	-	-	864
Danish West Indies, - - - - -	-	-	-	-	-	-	-	-
Swedish West Indies, - - - - -	-	-	-	-	-	-	-	-
Imperial Ports, - - - - -	-	-	-	-	-	-	-	-
Hamburg and Bremen, - - - - -	-	-	-	-	-	-	-	-
Italian Ports, - - - - -	-	-	-	-	-	-	-	-
Uncertain, - - - - -	-	-	48	-	-	-	-	1,795
Grand Total, - - - - -	-	122,619	3,748	18,642½	2,813	50	127	913,001½

## STATEMENT OF IMPORTS—Continued.

FROM WHENCE IMPORTED.	ENUMERATED ARTICLES PAYING EACH A SPECIFIC DUTY.							
	Steel, un wrought.	Tarred Cordage.	Untarred Cordage, & Yarn.	Twine, & Pack- Thread.	Salt.	Malt.	Coal.	Shoes, at 7 cents.
	112 p'ds.	112 p'ds.	112 p'ds.	112 p'ds.	Bushels.	Bush's.	Bushels.	Pairs.
England, Man, and Berwick, —	446 1 17	1,343 2 16	243 0 21	287 3 03	281,674½	1,917	14,224	14,483
Guernsey, Jersey, Sark, and Alderney, —	—	19 0 06	—	3 0 12	—	—	—	—
Scotland, —	86 1 10	10 2 19	154 3 21	41 0 01	—	—	5,624	10,498
Ireland, —	—	—	—	—	1,969	—	—	—
Gibraltar, —	—	—	—	—	—	—	—	—
British West Indies, —	—	—	2 0 16	1 3 05	58,924½	—	7,891	—
British American colonies, —	—	—	—	—	—	—	—	—
Total, —	532 2 27	1,373 1 13	400 1 02	333 2 21	342,568½	1,917	27,739	24,981
France, —	—	97 3 06	—	5 3 16	3,225	—	—	25
French West Indies, —	—	64 2 05	—	—	9,972	—	—	—
Total, —	—	162 1 11	—	5 3 16	13,197	—	—	25
Spain, —	—	—	—	—	10,396	—	—	—
Ivica, Majorca, and Minorca, —	—	—	—	—	21,022½	—	—	—
Spanish West Indies, —	—	—	—	—	—	—	—	—
Total, —	—	—	—	—	31,418½	—	—	—
Portugal, —	—	8 3 00	—	—	6,306	3,204	—	—
Madeira, —	—	—	—	—	—	—	—	—
Fayal and other Azores, —	—	—	—	—	4,087	—	—	—
Cape de Verd Islands, —	—	—	—	—	—	—	—	—
Total, —	—	8 3 00	—	—	10,393	3,204	—	—
United Netherlands, —	72 2 08	27 3 22	—	2 0 00	529	—	—	—
Dutch West Indies and American colonies, —	—	—	—	—	30,647½	—	—	—
Total, —	79 2 08	27 3 22	—	2 0 00	31,176½	—	—	—
Danish West Indies, —	—	—	—	—	—	—	—	—
Swedish West Indies, —	—	—	—	—	—	—	—	—
Imperial Ports, —	—	—	—	—	—	—	—	—
Hamburg and Bremen, —	—	—	—	—	—	—	—	—
Italian Ports, —	—	—	—	—	3,777	—	—	—
Uncertain, —	—	—	—	—	533	—	440	—
Grand Total, —	612 1 07	1,572 1 18	400 1 02	341 2 09	433,063½	5,121	28,179	25,006

## STATEMENT OF IMPORTS—Continued.

FROM WHENCE IMPORTED.	ENUMERATED ARTICLES PAYING EACH A SPECIFIC DUTY.								
	Shoes, at 10 cents.	Boots.	Wool & Cotton Cards.	Cider, Beer, Ale, & Porter, in bottles.	Playing Cards.	Pickled Fish.	Dried Fish.	Teas, at 8 cents.	Teas, at 13 cents.
	Pairs.	Pairs.	Dozens.	Dozens.	Packs.	Bbbs.	Q'tals	P'nds.	Pounds.
England, Man, and Berwick, - - - - -	7,008	165	450	3,579 $\frac{7}{12}$	948	30 $\frac{3}{8}$	-	20	24
Guernsey, Jersey, Sark, and Alderney, - - - - -	-	-	-	-	-	1	-	-	-
Scotland, - - - - -	2,786	64	60	112	-	3 $\frac{1}{8}$	-	12	-
Ireland, - - - - -	189	-	-	-	-	-	3	-	-
Gibraltar, - - - - -	-	-	-	40	-	-	-	-	-
British West Indies, - - - - -	-	23	-	11	-	-	-	-	-
British American colonies, - - - - -	-	-	-	-	-	34	-	-	-
Total, - - - - -	9,983	252	510	3,742 $\frac{7}{12}$	948	68	3	32	24
France, - - - - -	6	6	-	-	-	1	-	-	208
French West Indies, - - - - -	-	-	-	-	-	-	-	-	-
Total, - - - - -	6	6	-	-	-	1	-	-	208
Spain, - - - - -	-	-	-	-	-	-	-	-	-
Ivica, Majorca, and Minorca, - - - - -	-	-	-	-	-	-	-	-	-
Spanish West Indies, - - - - -	-	-	-	-	-	-	-	-	-
Total, - - - - -	-	-	-	-	-	-	-	-	-
Portugal, - - - - -	-	-	-	-	-	1 $\frac{3}{8}$	-	-	-
Madeira, - - - - -	-	-	-	-	-	-	-	-	-
Fayal and other Azores, - - - - -	-	-	-	-	-	-	-	-	-
Cape de Verd Islands, - - - - -	-	-	-	-	-	-	-	-	-
Total, - - - - -	-	-	-	-	-	1 $\frac{3}{8}$	-	-	-
United Netherlands, - - - - -	-	-	-	-	-	-	-	50	-
Dutch West Indies and American colonies, - - - - -	-	-	-	-	-	-	-	50	-
Total, - - - - -	-	-	-	-	-	-	-	50	-
Danish West Indies, - - - - -	-	-	-	-	-	-	-	-	-
Swedish West Indies, - - - - -	-	-	-	-	-	-	-	-	-
Imperial Ports, - - - - -	-	-	-	-	-	-	-	-	-
Hamburg and Bremen, - - - - -	-	-	-	-	-	-	-	-	-
Italian Ports, - - - - -	-	-	-	-	-	-	-	-	-
Uncertain, - - - - -	250	-	-	-	-	-	-	-	-
Grand Total, - - - - -	10,239	258	510	3,742 $\frac{7}{12}$	948	70	3	82	232

## STATEMENT OF IMPORTS—Continued.

FROM WHENCE IMPORTED.	ENUMERATED ARTICLES PAYING SPECIFIC DUTIES.							
	Teas, at 16 cents.	Teas, at 22 cents.	Teas, at 26 cents.	Teas, at 27 cents.	Teas, at 45 cents.	Teas, at 15 cents.	Sundry Teas. Am't of Duty.	Specie.
	Pounds.	Pounds.	Pounds.	Pounds.	Pounds.	Pounds.	Dollars.	Dollars.
England, Man, and Berwick, - - -	40	702 $\frac{3}{4}$	264	768	1,508	-	295 17	42,000 from England.
Guernsey, Jersey, Sark, and Alderney, - - -	790	9	-	-	755	52		
Scotland, - - - - -	-	-	-	-	-	-		
Ireland, - - - - -	-	-	-	-	-	-		
Gibraltar, - - - - -	-	-	-	-	-	-		
British West Indies, - - - - -	-	-	-	-	-	-		
British American colonies, - - - - -	-	-	-	-	-	-		
Total, - - - - -	830	711 $\frac{3}{4}$	264	768	2,263	52		
France, - - - - -	-	-	364	-	-	-		
French West Indies, - - - - -	-	-	-	-	-	-		
Total, - - - - -	-	-	364	-	-	-		
Spain, - - - - -	-	-	-	-	-	-		
Ivica, Majorca, and Minorca, - - - - -	-	-	-	-	-	-		
Spanish West Indies, - - - - -	-	-	-	-	-	-		
Total, - - - - -	-	-	-	-	-	-		
Portugal, - - - - -	328	-	1,109 $\frac{1}{2}$	-	-	-		
Madeira, - - - - -	-	-	-	-	-	-		
Fayal and other Azores, - - - - -	-	-	-	-	-	-		
Cape de Verd Islands, - - - - -	-	-	-	-	-	-		
Total, - - - - -	328	-	1,109 $\frac{1}{2}$	-	-	-		
United Netherlands, - - - - -	-	-	186	-	70	-		
Dutch West Indies and American colonies, - - - - -	-	-	-	-	-	-		
Total, - - - - -	-	-	186	-	70	-		
Danish West Indies, - - - - -	-	-	-	-	-	-		
Swedish West Indies, - - - - -	-	-	-	-	-	-		
Imperial Ports, - - - - -	-	1,622	-	-	1,268	-		
Hamburg and Bremen, - - - - -	-	-	-	-	-	-		
Italian Ports, - - - - -	-	-	-	-	-	-		
Uncertain, - - - - -	-	-	-	-	-	-		
Grand Total, - - - - -	1,158	2,333 $\frac{3}{4}$	1,923 $\frac{1}{2}$	768	3,601	52	295 17	42,000

TREASURY DEPARTMENT, March 10, 1792.

TENCH COXE, Assistant Secretary.

*A Statement of Goods, Wares, and Merchandise, imported into the State of North Carolina, from the 11th of March, 1790, to the 30th of September, 1790.*

FROM WHENCE IMPORTED.	DUTIES AD VALOREM.			ARTICLES PAYING SPECIFIC DUTIES.											
	Value of Goods, at 5 per cent.	Value of Goods, at 7½ per ct.	Value of Goods, at 10 per ct.	Madeira Wines.	Other Wines.	Spirits, at 10 cents.	Spirits, at 8 cents.	Beer, Ale, and Porter, in casks.	Molasses.	Coffee.	Cocoa.	Brown Sugar.	Loaf Sugar.	Candles of Tallow	Cheese.
	DOLLARS.			GALLONS.					POUNDS.						
England, Man, and Berwick, - - -	4,762 32	828 62	850 01	-	39	111	-	369	-	-	-	-	-	-	252
Scotland, - - -	4,643 60	1,016 85	505 24	-	110	-	-	193	-	-	-	-	852	-	736
Ireland, - - -	944 88	-	3 61	-	30	-	-	-	-	-	-	-	-	-	-
British West Indies, - - -	3,327 31	116 20	-	115	29	17,753	15,201	-	1,494	19,244	708	58,351	-	-	-
British American Colonies, - - -	-	-	-	-	-	-	-	-	-	-	-	-	-	-	-
Total, - - -	13,668 11	1,961 67	1,358 86	115	208	17,864	15,201	562	1,494	19,244	708	58,351	852	-	988
French West Indies, - - -	1,548 89	64 91	50 19	-	521	243	26,087	-	92,712	29,002	206	188,780	2,199	275	-
Spain, - - -	-	-	-	-	-	-	-	-	-	-	-	-	-	-	-
Spanish West Indies, - - -	-	-	-	-	-	-	1,078	-	-	3,013	-	3,366	-	-	-
Total, - - -	-	-	-	-	-	-	1,078	-	-	3,013	-	3,366	-	-	-
Portugal, - - -	122 32	-	8 80	-	965	-	-	-	-	-	-	-	-	-	-
Madeira, - - -	-	-	-	25	92	-	-	-	-	-	-	-	-	-	-
Total, - - -	122 32	-	8 80	25	1,057	-	-	-	-	-	-	-	-	-	-
Dutch West Indies and American Colonies, - - -	2,572 84	91 02	218 57	1,014	36	-	21,316	-	25,502	23,707	-	71,098	319	-	-
Danish West Indies, - - -	489 62	138 44	19 75	136	111	-	24,378	-	-	6,701	-	84,157	-	-	-
Swedish West Indies, - - -	-	8 80	31 21	-	-	329	1,351	-	405	881	-	1,659	-	-	-
Uncertain, - - -	262 24	-	71 50	-	-	831	2,632	-	381	-	70	200	115	-	-
Grand Total, - - -	18,664 02	2,264 84	1,758 88	1,290	1,933	19,267	92,043	562	120,494	82,548	984	407,611	3,485	275	988

## STATEMENT—Continued.

98

FROM WHENCE IMPORTED.	ARTICLES PAYING SPECIFIC DUTIES.															
	Soap.	Tobacco Manufac- tured.	Nails and Spikes.	Tarred Cordage.	Untarred Cordage and Yarn.	Twine and Pack- and Thread.	Salt.	Coal.	Shoes, at 7 cents.	Shoes, at 10 cents.	Cider, Beer, Ale, and Porter, in bottles.	Pickled Fish.	Quintals Dried Fish.	Bohea Teas, at 8 cents.	Souchong &c. at 13 cents.	Hyson, &c. at 26 cts.
	Pounds.			Per 112 Pounds.			Bushels.		Pairs.		Dozens.	Barrels.	Per 112 Pounds.	Pounds.		
England, Man, and Berwick,	-	-	5,619	78 1 09	6 2 16	2 2 20	16,014	459	108	12	103					
Scotland,	-	-	7,972	22 1 10	1 0 20	0 0 20	-	-	-	-	37	3				
Ireland,	-	-	-	-	-	-	-	-	-	-	22					
British West Indies,	-	-	626	-	-	-	11,485	-	-	-	14					
British American Colonies,	-	-	-	-	-	-	-	-	-	-	-	13	40			
Total,	-	-	14,247	100 2 19	7 3 08	2 3 12	27,499	459	108	12	176	16	40			
French West Indies,	-	417	22	18 0 15	-	-	7,827	-	-	-	-	-	-	5		
Spain,	-	-	-	-	-	-	855	-	-	-	-	-	-	-	-	-
Spanish West Indies,	-	-	-	-	-	-	-	-	-	-	-	-	-	-	-	-
Total,	-	-	-	-	-	-	855	-	-	-	-	-	-	-	-	-
Portugal,	-	-	-	-	-	-	868	-	-	-	-	-	-	-	29	32
Madeira,	-	-	-	-	-	-	-	-	-	-	-	-	-	-	102	8
Total,	-	-	-	-	-	-	868	-	-	-	-	-	-	-	131	40
Dutch West Indies and American Colonies,	-	-	-	2 2 11	-	0 0 12	32,532	-	48	7	-	-	-	9½	9	
Danish West Indies,	-	-	145	-	-	0 1 12	4,841	-	-	-	-	-	-	-	-	3
Swedish West Indies,	-	-	-	-	-	-	-	-	-	-	-	-	-	-	-	-
Uncertain,	-	-	286	-	-	-	145	-	-	-	-	-	-	-	-	26
Grand Total,	417	22	14,648	121 1 17	7 3 08	3 1 08	74,567	459	156	19	176	16	40	14½	140	69

TREASURY DEPARTMENT, March 10th, 1792.

TENCH COXE, Assistant Secretary.

COMMERCE AND NAVIGATION.

[1792.]

*A Statement of Goods, Wares, and Merchandise, imported into the State of South Carolina, from the 1st of October, 1789, to the 30th of September, 1790.*

FROM WHENCE IMPORTED.	DUTIES AD VALOREM.				ARTICLES PAYING SPECIFIC DUTIES.																		
	Value of Goods, at 5 per cent.	Value of Goods, at 7½ per cent.	Value of Goods, at 10 per cent.	Value of Goods, at 15 per cent.	Madeira Wines.	Other Wines.	Spirits, at 10 cents.	Spirits, at 8 cents.	Beer, Ale, & Porter, in casks.	Molasses.	Coffee.	Cocoa.	Brown Sugar.	Leaf Sugar.	Other Sugars.	Candles of Tallow.	Candles of Wax.	Cheesc.	Soap.	Tobacco Manufactured.	Sauff.	Indigo.	
	Dollars.				Gallons.						Pounds.												
England, Man, and Berwick,	1,128,111 63	130,158 63	43,112 63	2,823 47	319	221	6,266	4,449	57,102	-	-	-	-	12,607	-	-	120	16,010	20	10	44	-	-
Scotland,	50,228 46	4,221 03	1,499 75	-	-	588	-	-	-	-	-	-	-	1,298	-	-	-	1,192	-	-	-	-	-
Ireland,	5,577 51	222 86	331 83	-	-	-	-	-	-	-	-	-	-	-	-	-	-	-	-	-	-	-	-
Gibraltar,	681 05	-	-	-	-	-	-	5,364	63	-	-	-	-	-	-	-	-	-	-	-	-	-	-
British West Indies,	11,996 63	371 72	15 95	-	690	-	118,619	51,488	4,410	6,312	92,930	-	290,792	555	-	-	-	-	30	-	-	-	1,097
British American Colonies,	6 34	-	-	-	-	-	-	-	-	-	-	-	-	-	-	-	-	-	-	-	-	-	-
Total,	1,196,601 62	134,974 24	44,960 16	2,823 47	1,009	809	124,885	61,301	61,575	6,312	92,930	-	290,792	14,460	-	-	120	17,202	50	10	44	-	1,097
France,	11,619 62	1,213 60	36 42	-	-	5,490	306	37,250	-	-	110	-	-	152	-	-	-	-	-	-	-	-	-
French West Indies,	2,556 24	203 95	15 40	1,342 00	26	5,539	-	16,211	-	159,106	116,367	1,659	393,987	1,745	-	-	-	-	336	-	100	-	-
Total,	14,175 86	1,477 55	51 82	1,342 00	26	11,029	306	53,461	-	159,106	116,477	1,659	393,987	1,897	-	-	-	-	336	-	100	-	-
Spain,	1,629 20	-	-	-	-	7,876	-	1,915	-	-	-	-	-	-	-	-	-	-	-	-	-	-	-
Teneriffe and other Canaries,	242 16	-	295 66	-	851	7,716	-	-	-	-	-	-	-	-	-	-	-	-	-	-	-	-	-
Honduras, Campeachy & Musquito,	6,819 40	-	39 60	-	-	-	-	377	-	-	-	-	-	-	-	-	-	-	-	-	-	-	-
Spanish West Indies,	17 05	-	-	-	-	-	-	-	-	-	-	-	-	-	-	-	-	-	-	-	-	-	-
Floridas and Louisiana,	1,126 29	-	47 02	-	-	84	-	-	-	233	-	-	72,114	-	41,043	-	-	-	-	-	-	-	580
Total,	9,834 10	-	382 28	-	851	15,676	377	1,915	-	233	-	-	78,798	-	41,043	-	-	-	-	-	-	-	580
Portugal,	-	-	-	-	-	-	-	-	-	-	-	-	-	-	-	-	-	-	-	-	-	-	-
Madeira,	17,929 45	714 61	57 61	-	32,170	14	-	-	-	-	-	-	-	-	-	-	-	-	-	-	-	-	-
Total,	17,929 45	714 61	57 61	-	32,170	14	-	-	-	-	-	-	-	-	-	-	-	-	-	-	-	-	-
United Netherlands,	14,837 99	2,020 68	2,106 52	-	-	77	-	7,011	-	-	-	-	-	1,206	119	216	-	269	-	-	-	-	-
Dutch W. Ind. and Am. colonies,	533 20	188 57	-	-	-	-	-	16,996	-	3,520	17,476	-	63,658	-	-	-	-	-	-	-	-	-	-
Total,	15,371 19	2,209 25	2,106 52	-	-	77	-	24,007	-	3,520	17,476	-	63,658	1,206	119	216	-	269	-	-	-	-	-
Danish West Indies,	-	-	-	-	-	-	-	3,814	-	-	10,023	-	9,993	-	-	-	-	-	-	-	-	-	-
Imperial Ports,	13,328 89	613 74	27 58	-	-	-	-	191	-	-	-	-	-	-	-	-	-	-	-	-	-	-	-
Hamburg and Bremen,	62,691 37	1,357 56	1,622 78	-	-	2,930	-	3,614	-	-	-	-	-	-	-	-	-	-	-	-	200	159	-
Uncertain,	620 85	-	62 59	-	-	291	-	3,503	-	800	-	-	845	-	-	-	-	-	-	-	-	-	-
Grand Total,	1,330,553 33	141,286 95	49,271 34	4,165 47	34,056	30,826	125,568	151,306	61,575	169,971	236,906	1,659	838,073	17,563	41,162	216	120	17,471	386	790	303	1,097	-

STATEMENT—Continued.

FROM WHENCE IMPORTED.	ARTICLES PAYING SPECIFIC DUTIES.																							
	Nails and Spikes.	Steel unwrought.	Cables.	Tarred Cordage.	Untarred Cordage and Yarn.	Twine and Pack Thread.	Salt.	Coal.	Shoes, at 7 Cts.	Shoes, at 10 Cts.	Boots.	Wool and Cotton Cards.	Cider, Beer, Ale, and Porter, in bottles.	Playing Cards.	Pickled Fish.	Quintals Dried Fish.	Teas, at 8 Cents.	Teas, at 13 Cents.	Teas, at 15 Cents.	Teas, at 16 Cents.	Teas, at 22 Cents.	Teas, at 26 Cents.	Teas, at 27 Cents.	Teas, at 45 Cents.
	Pounds.	Per 112 Pounds.					Bushels.		Pairs.		Dozens.		Packs.	Brls.	Pr. 112 Pounds.	Pounds.								
England, Man, and Berwick, -	246,961	12 0 16	-	65 2 13	11 3 19	46 0 13	83,274	7,162	23,638	13,007	394	48	4,029	1,464	41	-	-	426	960	157	169	1,008	238	348
Scotland, -	6,248	-	-	-	-	0 0 20	-	17,464	2,222	356	35	97	397	-	7	21	-	-	-	-	-	-	-	138
Ireland, -	-	-	-	-	-	-	5,343	-	-	-	-	-	-	-	-	-	-	-	-	-	-	-	-	-
Gibraltar, -	-	-	-	-	-	-	17,780	195	24	-	-	-	-	-	-	-	-	-	-	-	-	-	-	-
British West Indies, -	-	-	-	-	-	-	-	-	-	-	-	-	-	-	-	-	-	-	-	-	-	-	-	-
<b>Total,</b> -	<b>253,209</b>	<b>12 0 16</b>	<b>-</b>	<b>65 2 13</b>	<b>11 3 19</b>	<b>46 1 5</b>	<b>56,397</b>	<b>24,821</b>	<b>25,884</b>	<b>13,363</b>	<b>429</b>	<b>145</b>	<b>4,426</b>	<b>1,464</b>	<b>48</b>	<b>21</b>	<b>-</b>	<b>426</b>	<b>960</b>	<b>157</b>	<b>169</b>	<b>1,008</b>	<b>238</b>	<b>486</b>
France, -	-	-	-	-	-	-	2,212	-	6	24	-	-	-	-	-	-	-	-	-	-	-	-	-	-
French West Indies, -	-	-	-	8 1 4	-	-	1,788	-	-	-	-	-	-	-	50	-	-	-	-	-	-	-	-	580
<b>Total,</b> -	<b>-</b>	<b>-</b>	<b>-</b>	<b>8 1 4</b>	<b>-</b>	<b>-</b>	<b>4,000</b>	<b>-</b>	<b>6</b>	<b>24</b>	<b>-</b>	<b>-</b>	<b>-</b>	<b>-</b>	<b>50</b>	<b>-</b>	<b>-</b>	<b>-</b>	<b>-</b>	<b>-</b>	<b>-</b>	<b>-</b>	<b>-</b>	<b>580</b>
Spain, -	-	-	-	-	-	-	15,559	-	-	-	-	-	-	-	-	-	-	-	-	-	-	-	-	-
Portugal, -	-	-	-	-	-	-	4,271	-	-	-	-	-	-	-	-	-	-	-	-	-	-	-	-	-
Madeira, -	1,172	-	-	-	-	-	-	-	-	-	-	-	34	-	-	-	-	-	-	-	-	-	-	-
<b>Total,</b> -	<b>1,172</b>	<b>-</b>	<b>-</b>	<b>-</b>	<b>-</b>	<b>-</b>	<b>4,271</b>	<b>-</b>	<b>-</b>	<b>-</b>	<b>-</b>	<b>-</b>	<b>34</b>	<b>-</b>	<b>-</b>	<b>-</b>	<b>-</b>	<b>-</b>	<b>-</b>	<b>-</b>	<b>-</b>	<b>-</b>	<b>-</b>	<b>-</b>
United Netherlands, -	10,000	66 0 10	69 3 12	-	-	0 1 26	-	-	83	18	-	-	-	-	2	-	774	489	-	66	-	775	-	-
Dutch W. Ind. and Am. Colonies, -	-	-	-	-	-	-	6,433	-	-	-	-	-	-	-	-	-	-	-	-	-	-	-	-	-
<b>Total,</b> -	<b>10,000</b>	<b>66 0 10</b>	<b>69 3 12</b>	<b>-</b>	<b>-</b>	<b>0 1 26</b>	<b>6,433</b>	<b>-</b>	<b>83</b>	<b>18</b>	<b>-</b>	<b>-</b>	<b>-</b>	<b>-</b>	<b>2</b>	<b>-</b>	<b>774</b>	<b>489</b>	<b>-</b>	<b>66</b>	<b>-</b>	<b>775</b>	<b>-</b>	<b>-</b>
Danish West Indies, -	-	-	-	-	-	-	770	-	-	-	-	-	-	-	-	-	-	-	-	-	-	-	-	-
Imperial Ports, -	8,400	-	-	-	-	-	-	-	-	-	-	-	-	-	-	-	12,060	9,836	-	-	-	1,197	-	-
Hamburg and Bremen, -	4,169	290 0 27	-	-	-	0 3 3	35	-	932	-	-	-	-	-	1	-	-	-	238	-	911	-	175	325
Uncertain, -	-	-	-	-	-	-	-	-	-	-	-	-	-	-	-	-	-	-	-	-	-	60	-	-
<b>Grand Total,</b> -	<b>276,950</b>	<b>368 1 25</b>	<b>69 3 12</b>	<b>73 3 17</b>	<b>11 3 19</b>	<b>47 2 6</b>	<b>87,465</b>	<b>24,821</b>	<b>26,905</b>	<b>13,405</b>	<b>429</b>	<b>145</b>	<b>4,460</b>	<b>1,464</b>	<b>101</b>	<b>21</b>	<b>12,834</b>	<b>10,751</b>	<b>1,198</b>	<b>223</b>	<b>1,080</b>	<b>2,980</b>	<b>473</b>	<b>1,391</b>

TREASURY DEPARTMENT, March 10, 1792.

TENCH COXE, Assistant Secretary.



A Statement of Goods, Wares, and Merchandise, imported into the State of Georgia, from the 1st of October, 1789, to the 31st of September, 1790.

71  
1

FROM WHENCE IMPORTED.	DUTIES AD VALOREM.			ARTICLES PAYING SPECIFIC DUTIES.												
	Value of Goods, at 5 per cent.	Value of Goods, at 7½ per cent.	Value of Goods, at 10 per cent.	Madeira Wines.	Other Wines.	Spirits, at ten cents.	Spirits, at eight cents.	Beer, Ale, and Porter, in casks.	Molasses.	Coffee.	Cocoa.	Brown Sugar.	Loaf Sugar.	Candles of Tal- low.	Cheese.	Soap.
	Dollars.			Gallons.						Pounds.						
England, Man, and Berwick, - - -	47,567 00	8,023 86	3,990 00	210	-	109	-	3,586	-	-	-	-	5,533	1,006	1,334	-
Scotland, - - -	2,266 00	21 86	132 60	-	178	979	-	-	-	-	-	-	2,535	1,246	1,150	966
British West Indies, - - -	7,114 05	36 66	-	2,889	-	17,265	9,560	-	1,808	8,003	1,516	43,930	-	4,610	-	-
Total, - - -	56,947 05	8,082 38	4,122 60	3,099	178	18,353	9,560	3,586	1,808	8,003	1,516	43,930	8,068	6,862	2,484	966
France, - - -	2,177 00	281 07	256 00	-	962	-	18	-	-	-	-	-	-	-	-	-
French West Indies, - - -	3,314 25	1,009 88	195 56	974	1,582	-	10,448	-	31,131	49,430	10,098	169,993	110	562	-	3,115
Total, - - -	5,491 25	1,290 95	451 56	974	2,544	-	10,466	-	31,131	49,430	10,098	169,993	110	562	-	3,115
Floridas and Louisiana, - - -	21 00	-	66 00	-	-	-	-	-	-	-	-	-	-	-	1,000	-
Portugal, - - -	-	-	-	-	838	-	-	-	-	-	-	-	-	-	-	-
Dutch West Indies and American Colonies, -	1,403 20	-	-	-	126	-	1,114	-	487	5,691	-	30,712	-	119	-	-
Danish West Indies, - - -	1,517 80	3 33	-	-	54	-	70	-	-	3,617	-	6,698	-	-	-	-
Uncertain, - - -	238 80	11 46	85 00	-	-	-	746	-	-	-	-	388	81	-	-	-
Grand Total, - - -	65,619 10	9,388 12	4,725 16	4,073	3,740	18,353	21,956	3,586	33,426	66,641	11,614	251,721	8,259	7,543	3,484	4,051

1792.]

TONNAGE AND IMPORTS FOR THE YEAR 1790.

101

STATEMENT—Continued.

FROM WHENCE IMPORTED.	ARTICLES PAYING SPECIFIC DUTIES.																	
	Snuff.	Nails and Spikes.	Steel, unwrought.	Untarred Cordage and Yarn.	Twine and Pack Thread.	Salt.	Coal.	Shoes, at 7 Cts.	Shoes, at 10 Cts.	Boots.	Wool and Cotton Cards.	Cider, Beer, Ale, and Porter, in Bottles.	Pickled Fish.	Quintals of Dried Fish.	Teas, at 15 cents.	Teas, at 22 Cents.	Teas, at 27 Cents.	Teas, at 45 Cents.
	Pounds.	Per 112 Pounds.			Bushels.		Pairs.			Dozens.		Barrels.	Per 112 Pounds.	Pounds.				
England, Man, and Berwick, - - - - -	1	28,460	14 1 0	8 1 19	3 2 13	3,406	100	992	283	54	22	275	-	-	185	92	446	448
Scotland, - - - - -	-	-	-	-	-	-	-	144	24	-	-	415	-	5 0 00	-	-	-	-
British West Indies, - - - - -	-	1,681	-	-	-	8,810	800	-	-	4	-	18	20	-	-	-	-	-
Total, - - - - -	1	30,141	14 1 0	8 1 19	3 2 13	12,216	900	1,136	307	58	22	708	20	5 0 00	185	92	446	448
France, - - - - -	-	-	-	-	-	-	-	-	-	-	-	-	-	-	-	-	-	-
French West Indies, - - - - -	-	-	-	-	-	8,778	-	18	-	-	-	-	10	-	-	-	-	-
Total, - - - - -	-	-	-	-	-	8,778	-	18	-	-	-	-	10	-	-	-	-	-
Floridas and Louisiana, - - - - -	-	-	-	-	-	-	-	-	-	-	-	-	-	2 0 00	-	-	-	-
Portugal, - - - - -	-	-	-	-	-	6,890	-	-	-	-	-	-	-	-	-	-	-	-
Dutch West Indies and American Colonies, - - - - -	-	-	-	-	-	5,953	-	-	-	-	-	-	4	2 1 18	-	-	-	-
Danish West Indies, - - - - -	24	-	-	-	-	748	-	16	-	5	-	20	-	-	-	-	-	-
Uncertain, - - - - -	-	-	-	-	-	-	2,595	-	-	-	-	-	-	-	-	-	-	-
Grand Total, - - - - -	25	30,140	14 1 0	8 1 19	3 2 13	34,585	3,495	1,170	307	63	22	728	34	9 1 18	185	92	446	448

TREASURY DEPARTMENT, March 10, 1792.

TENCH COXE, Assistant Secretary.

2d CONGRESS.]

No. 12.

[1st SESSION.]

## EXPORTS FOR THE YEAR ENDING SEPTEMBER 30, 1791.

COMMUNICATED TO THE SENATE, MARCH 16, 1792.

TREASURY DEPARTMENT, *March 15, 1792.*

SIR:

In further pursuance of the order of the Senate, of the 8th instant, I have the honor to transmit a return of the exports from the United States, for one year, ending the 30th September, 1791, exhibiting the islands and countries to which those exports have been shipped.

This document is completed so far as the returns have been received at the Treasury; but an additional is yet to be made of the exports from Charleston, in South Carolina, and from some ports of inferior consequence, for the two last quarters of the returned year, the papers relative to which have not been received. There is also transmitted a return of outward tonnage for one year, ending March 31, 1791.\*

In regard to the remainder of the statements required by the Senate, it is very uncertain whether the delay of the returns from certain of the custom houses, and the length of time they will require, will not prevent the completion of them before the end of the session.

I have the honor to be, Sir, your most obedient and most humble servant,

ALEXANDER HAMILTON, *Secretary of the Treasury.*

The VICE PRESIDENT *of the United States*  
*and President of the Senate.*

\* This statement is not now to be found.

*A General Statement of Goods, Wares, and Merchandise, exported from the United States, from the 1st day of October, 1790, to the 30th September, 1791.*

WHETHER EXPORTED.	ASHES.		Apples.	Bricks.	Boats.	Smiths' Bells.	Beer, Ale, and Porter.	
	Pot.	Pearl.					Gallons.	Dozens.
	Tons.	Tons.	Barrels.	Number.	Number.	Number.		
Russia, - - - -								
Sweden, - - - -	5.42	4						
Swedish West Indies, - - - -								
Total, - - - -	5.42	4						
Denmark and Norway, - - - -								
Danish West Indies, - - - -			321	22,600	1	2		
Total, - - - -			321	22,600	1	2		
United Netherlands, - - - -	249.92	257.20	47					
Dutch West Indies and American colonies, - - - -			1,068	50,550	20	1	320	91
Cape of Good Hope, - - - -								
Total, - - - -	249.92	257.20	1,115	50,550	20	1	320	91
England, Man, and Berwick, - - - -	2,024.27	2,329.60	236					
Guernsey, Jersey, Sark, and Alderney, - - - -								
Scotland, - - - -	44.80	49	93					
Ireland, - - - -	601.20	490.75	466					
Gibraltar, - - - -								
Newfoundland, and the British fisheries, - - - -			97	2,000				
British West Indies, - - - -			1,233	67,700			180	60
British American colonies, - - - -			2,668	9,000	2			
Total, - - - -	2,670.27	2,869.35	4,793	78,700	2		180	60
Imperial ports of the Austrian Netherlands, and Germany, - - - -	21.46	72.60						
Hamburg, Bremen, and other Hanse Towns, - - - -								
France, - - - -	119.65	64	83		6			
St. Pierre, Miquelon, and French fisheries, - - - -			136	7,000				
French West Indies, - - - -	4.06	3.05	4,731	536,064	25	1	2,174	20
Total, - - - -	123.71	67.05	4,950	543,064	31	1	2,174	20
Spain, - - - -	1.46		13	11,000				
Teneriffe, and the other Canaries, - - - -								
Spanish West Indies, - - - -			264	4,000				48
Floridas and Louisiana, - - - -			865				990	230
Total, - - - -	1.46		1,142	15,000			990	278
Portugal, - - - -	11.59							
Madeira, - - - -								
Fayal and other Azores, - - - -			23					
Cape de Verd Islands, - - - -								
Total, - - - -	11.59		23					
Italian Ports, - - - -								
Morocco, - - - -				26,000				200
East Indies, generally, - - - -					15		40,862	28
Africa, generally, - - - -					30			
West Indies, generally, - - - -			8	1,850				42
Northwest Coast of America, - - - -								
Uncertain, - - - -								
Grand Total, - - - -	3,083.74	3,197.60	12,352	737,764	99	4	44,526	719

## STATEMENT OF EXPORTS—Continued.

WHITHER EXPORTED.	Boots.	Boot Legs.	Brimstone.	Blacking or Lamp- black.	Bay- berrys.	Cider.		Chalk.
	Pairs.		Pounds.		Bushels.	Barrels.	Dozens.	
Russia, - - - -								
Sweden, - - - -								
Swedish West Indies, - - - -								
Total, - - - -								
Denmark and Norway, - - - -								
Danish West Indies, - - - -	18	-	-	-	-	5		
Total, - - - -	18	-	-	-	-	5		
United Netherlands, - - - -						14		
Dutch West Indies and American colonies, - - - -	103	-	-	-	-	34	42	
Cape of Good Hope, - - - -							140	
Total, - - - -	103	-	-	-	-	48	182	
England, Man, and Berwick, - - - -	20	-	-	220	18			
Guernsey, Jersey, Sark, and Alderney, - - - -								
Scotland, - - - -								
Ireland, - - - -						1,109		
Gibraltar, - - - -							6	
Newfoundland, and the British fisheries, - - - -							12	
British West Indies, - - - -							337	
British American colonies, - - - -	61	-	-	108	-			
Total, - - - -	81	-	-	328	18	1,464		
Imperial Ports of the Austrian Netherlands, and Germany, - - - -								
Hamburg, Bremen, and other Hanse Towns, - - - -								
France, - - - -				40		6		
St. Pierre, Miquelon, and French fisheries, - - - -	54					15		
French West Indies, - - - -	205	17		8,000		74	25	
Total, - - - -	259	17		8,040		95	25	
Spain, - - - -	17							
Teneriffe, and other Canaries, - - - -						4		
Spanish West Indies, - - - -						16		
Floridas and Louisiana, - - - -								
Total, - - - -	17					20		
Portugal, - - - -				150		2		
Madeira, - - - -						20		
Fayal, and other Azores, - - - -							18	
Cape de Verd Islands, - - - -	4							
Total, - - - -	4			150		40		
Italian Ports, - - - -								
Morocco, - - - -								
East Indies generally, - - - -			3,000			7	103	10,000
Africa generally, - - - -			280					10,000
West Indies generally, - - - -						15		
Northwest Coast of America, - - - -								
Uncertain, - - - -								
Grand Total, - - - -	482	17	3,280	8,518	18	1,694	310	20,000

## STATEMENT OF EXPORTS—Continued.

WHITHER EXPORTED.	Cotton.	Coffee.	Cocoa.	Choco- late.	Candles.			Cables and Cordage.
					Myrtle.	Wax.	Tallow.	
	Pounds.	Pounds.	Pounds.	Pounds.	Boxes.	Boxes.	Boxes.	112 p'ds.
Russia, - - - -								
Sweden, - - - -		4,400	-	96				
Swedish West Indies, - - - -		-	-	-			32	
Total, - - - -		4,400	-	96			32	
Denmark and Norway, - - - -		12,432	-	5				
Danish West Indies, - - - -		-	-	5		14	435	81
Total, - - - -		12,432	-	10		14	435	81
United Netherlands, - - - -	23,500	716,700	-	24				
Dutch West Indies and American colonies, - - - -	-	-	-	10		3	761	39
Cape of Good Hope, - - - -								
Total, - - - -	23,500	716,700	-	34		3	761	39
England, Man, and Berwick, - - - -	38,590	-	-	30		50		
Guernsey, Jersey, Sark, and Alderney, - - - -								
Scotland, - - - -								
Ireland, - - - -	1,500							
Gibraltar, - - - -		6,000	-	25				
Newfoundland, and the British fisheries, - - - -	450	115	-	18				
British West Indies, - - - -			-	3			3	21
British American colonies, - - - -	66	66	-	83			72	104
Total, - - - -	40,606	6,181	-	159		50	75	125
Imperial Ports of the Austrian Netherlands and Germany, - - - -	33,060	22,481	-	12				
Hamburg, Bremen, and other Hanse Towns, - - - -	12,250	112,325	-	40				
France, - - - -	12,650	16,200	-					
St. Pierre, Miquelon, and French fisheries, - - - -			-	30			21	
French West Indies, - - - -			-	6	46	22	1,149	356
Total, - - - -	12,650	16,200	-	36	46	22	1,170	356
Spain, - - - -	67,250	57,509	5,518	21	302	50		
Teneriffe, and other Canaries, - - - -			-				11	4
Spanish West Indies, - - - -			-	4			60	48
Floridas and Louisiana, - - - -			-	2			97	
Total, - - - -	67,250	57,509	5,518	27	302	50	168	52
Portugal, - - - -			-					40
Madeira, - - - -		5,005	-			20	12	
Fayal, and other Azores, - - - -		7,020	-				11	20
Cape de Verd Islands, - - - -			-	2			6	
Total, - - - -		12,025	-	2		20	29	60
Italian Ports, - - - -			2,804					
Morocco, - - - -		1,200						
East Indies generally, - - - -				28			38	2,562
Africa, generally, - - - -		1,524		35		26	37	258
West Indies generally, - - - -								
Northwest Coast of America, - - - -								
Uncertain, - - - -								
Grand Total, - - - -	189,316	962,977	8,322	479	348	185	2,745	3,533

## STATEMENT OF EXPORTS—Continued.

WHITHER EXPORTED.	COPPER.				Coals.	Gran-berries.	Corks.	Cornfans.
	Ore.	Pig.	Sheet and Bottoms.	Manufactured.				
	Per 112 Pounds.			Pounds.				
Russia, - - -								
Sweden, - - -								
Swedish West Indies, - - -								
Total,								
Denmark and Norway, - - -								
Danish West Indies, - - -	-	-	-	500				
Total,	-	-	-	500				
United Netherlands, - - -								
Dutch West Indies and American colonies, - - -	-	-	-	-	144			
Cape of Good Hope, - - -	-	-	-	-	-			
Total,	-	-	-	-	144			
England, Man, and Berwick, - - -	-	-	1 0 0	-	-	639		
Guernsey, Jersey, Sark, and Alderney, - - -	-	-	-	-	-	-		
Scotland, - - -	-	-	-	-	-	4		
Ireland, - - -	-	-	-	-	-	-		
Gibraltar, - - -	-	-	-	-	-	-		
Newfoundland and the British fisheries, - - -	-	-	-	-	570	13		
British West Indies, - - -	-	-	-	-	-	61		
British American colonies, - - -	-	-	-	60	-	-		
Total,	-	-	1 0 0	60	570 †	717		
Imperial Ports of the Austrian Netherlands and Germany, - - -								
Hamburg, Bremen, and other Hanse Towns, - - -								
France, - - -								
St. Pierre, Miquelon, and French fisheries, - - -	-	-	-	-	1,526	3		
French West Indies, - - -	-	-	-	-	-	-		
Total,	-	-	-	-	1,526	3		
Spain, - - -								
Teneriffe, and the other Canaries, - - -	-	-	-	-	-	-		1
Spanish West Indies, - - -	-	-	-	-	-	-		
Floridas and Louisiana, - - -	-	-	-	-	-	-		
Total,	-	-	-	-	-	-		1
Portugal, - - -								
Madeira, - - -	-	-	-	-	-	-	300	
Fayal and other Azores, - - -	-	-	-	-	-	-		
Cape de Verd Islands, - - -	-	-	-	-	-	-		
Total,	-	-	-	-	-	-	300	
Italian Ports, - - -								
Morocco, - - -								
East Indies, generally, - - -	-	216 0 0	295 0 0	-	828			
Africa, generally, - - -	-	-	-	920	720			
West Indies, generally, - - -								
Northwest Coast of America, - - -	20 0 0	-						
Uncertain, - - -								
Grand Total,	20 0 0	216 0 0	295 0 0	1,480	3,788	720	300	1

## STATEMENT OF EXPORTS—Continued.

WHITHER EXPORTED.	Canes and Walking Sticks.	Cotton and Wool Cards.	Carriages.		Duck.		Drugs and Medicine.	
			Coaches, Chariots, Phatons, Chairs, &c.	Wagons and Carts.	American.	Russia.	Glauber Salts.	Pink, China, Snake, and Sarsaparilla.
			Number.	Dozens.	Number.	Number.	No. bolts.	No. bolts.
Russia, - - -								
Sweden, - - -								
Swedish West Indies, - - -								
Total,								
Denmark and Norway, - - -								
Danish West Indies, - - -	2	-	4	3	18			
Total,	2	-	4	3	18			
United Netherlands, - - -								
Dutch West Indies and American colonies, - - -			7	4	-	-	60	
Cape of Good Hope, - - -								
Total,			7	4	-	-	60	
England, Man, and Berwick, - - -								12,000
Guernsey, Jersey, Sark, and Alderney, - - -								
Scotland, - - -								
Ireland, - - -	596							
Gibraltar, - - -								
Newfoundland and the British fisheries, - - -								
British West Indies, - - -				1	-	-		100
British American colonies, - - -		13	9	1	11			
Total,	596	13	9	2	11	-	-	12,100
Imperial Ports of the Austrian Netherlands and Germany, - - -								
Hamburg, Bremen, and other Hanse Towns, - - -								
France, - - -			2	-	-	-	500	
St. Pierre, Miquelon, and French Fisheries, - - -								
French West Indies, - - -		12	54	5	175	30	1,020	
Total,		12	56	5	175	30	1,520	
Spain, - - -								
Teneriffe and other Canaries, - - -					10	-		1,700
Spanish West Indies, - - -					30			
Floridas and Louisiana, - - -			5	11				
Total,			5	11	40	-	-	1,700
Portugal, - - -								
Madeira, - - -			1					
Fayal and other Azores, - - -			2		3			
Cape de Verd Islands, - - -								
Total,			3		3			
Italian Ports, - - -								
Morocco, - - -								
East Indies generally, - - -					390			
Africa, generally, - - -					16			
West Indies generally, - - -			1					
Northwest Coast of America, - - -								
Uncertain, - - -								1,100
Grand Total,	598	25	85	25	653	30	1,580	14,900



## STATEMENT OF EXPORTS—Continued.

WHITHER EXPORTED.	Medicine.		Earthen Ware.		Flaxseed.	Flax.	Feathers.	Flints.
	Sasafras Bark	Sasafras wood or root.	Stone.	Yellow, or Queens.				
	Tons.		Dozens.	Crates.	Casks.	Pounds.	Number.	
Russia, - - -								
Sweden, - - -								
Swedish West Indies, - - -								
Total, - - -								
Denmark and Norway, - - -					1			
Danish West Indies, - - -					1			
Total, - - -					1			
United Netherlands, - - -	1				344			
Dutch West Indies and American colonies, - - -				5	106		100	
Cape of Good Hope, - - -								
Total, - - -	1			5	450		100	
England, Man, and Berwick, - - -		3			12,593	1,600		
Guernsey, Jersey, Sark, and Alderney, - - -					2,351			
Scotland, - - -		1			42,305			
Ireland, - - -								
Gibraltar, - - -								
Newfoundland, and the British fisheries, - - -			25	2				
British West Indies, - - -				7	1	950		
British American colonies, - - -								
Total, - - -		34	25	9	57,250	2,550		
Imperial Ports of the Austrian Netherlands, and Germany, - - -					28			
Hamburg, Bremen, and other Hanse Towns, - - -					130			
France, - - -					431	100		
St. Pierre, Miquelon, and French fisheries, - - -								
French West Indies, - - -	2		30	113	56			
Total, - - -	2		30	113	487	100		
Spain, - - -						300		
Teneriffe, and other Canaries, - - -								
Spanish West Indies, - - -				3				
Floridas and Louisiana, - - -				6	141			
Total, - - -				9	141	300		
Portugal, - - -					5	150		
Madeira, - - -								
Fayal and other Azores, - - -						15,500	800	
Cape de Verd Islands, - - -				7				
Total, - - -				7	5	15,650	800	
Italian Ports, - - -								
Morocco, - - -								
East Indies generally, - - -				11				40,000
Africa generally, - - -				1				
West Indies generally, - - -								
Northwest Coast of America, - - -				2				
Uncertain, - - -	1							
Grand Total, - - -	31	34	55	157	58,492	18,600	900	40,000

## STATEMENT OF EXPORTS—Continued.

WHITHER EXPORTED.	FRAMES OF					HOUSE FURNITURE.				
	Vessels.	SCOWS.	Boats.	Houses.	Windows and Doors.	Tables.	Bed-stands.	Desks.	Bureaus.	Sofas and Settees.
	Number.									
Russia, - - - - -										
Sweden, - - - - -										
Swedish West Indies, - - - - -	1									
Total, - - - - -	1									
Denmark and Norway, - - - - -										
Danish West Indies, - - - - -	-	-	-	-	-	5	6	1	-	7
Total, - - - - -	-	-	-	-	-	5	6	1	-	7
United Netherlands, - - - - -										
Dutch West Indies and American colonies, - - - - -	-	-	-	33	-	4	2	10	2	17
Cape of Good Hope, - - - - -	-	-	-	-	-	-	-	-	-	-
Total, - - - - -	-	-	-	33	-	4	2	10	2	17
England, Man, and Berwick, - - - - -										
Guernsey, Jersey, Sark, and Alderney, - - - - -										
Scotland, - - - - -								1		
Ireland, - - - - -										
Gibraltar, - - - - -										
Newfoundland, and the British fisheries, - - - - -										
British West Indies, - - - - -	-	2	-	5	11	10	-	-	-	2
British American colonies, - - - - -	-	-	-	-	-	-	-	-	-	-
Total, - - - - -	-	2	-	5	11	10	-	1	-	2
Imperial Ports of the Austrian Netherlands, and Germany, - - - - -										
Hamburg, Bremen, and other Hanse Towns, - - - - -										
France, - - - - -										
St. Pierre, Miquelon, and French fisheries, - - - - -	-	-	-	-	-	7				
French West Indies, - - - - -	-	4	10	157	20	34	6	62	15	26
Total, - - - - -	-	4	10	157	20	41	6	62	15	26
Spain, - - - - -										
Teneriffe and other Canaries, - - - - -										
Spanish West Indies, - - - - -						3	4	3	-	7
Floridas and Louisiana, - - - - -										
Total, - - - - -	-	-	-	-	-	3	4	3	-	7
Portugal, - - - - -										
Madeira, - - - - -										
Fayal and other Azores, - - - - -										
Cape de Verd Islands, - - - - -	-	-	-	-	-	12	-	1	1	
Total, - - - - -	-	-	-	-	-	12	-	1	1	
Italian Ports, - - - - -										
Morocco, - - - - -										
East Indies, generally, - - - - -									3	
Africa, generally, - - - - -										
West Indies, generally, - - - - -										
Northwest Coast of America, - - - - -										
Uncertain, - - - - -										
Grand Total, - - - - -	1	6	10	195	31	75	18	78	21	59

## STATEMENT OF EXPORTS—Continued.

WHITHER EXPORTED.	HOUSE FURNITURE.					FISHERIES.		
	Clocks.	Clock Cases.	Chests.	Chairs, Windsor.	Chairs, Rush.	Fish Dried.	Fish, Pickled.	Oil, Whale.
	Number.					Quintals, 112 lbs.	Barrels.	Gallons.
Russia, - - - -	-	-	-	-	-	-	-	-
Sweden, - - - -	-	-	-	-	-	-	-	3,680
Swedish West Indies, - - - -	-	-	-	-	-	-	71	-
Total, - - - -	-	-	-	-	-	-	71	3,680
Denmark and Norway, - - - -	-	-	-	-	-	-	-	-
Danish West Indies, - - - -	-	-	-	144	-	1,250	420	1,515
Total, - - - -	-	-	-	144	-	1,250	420	1,515
United Netherlands, - - - -	-	-	-	-	-	-	-	3,380
Dutch West Indies and American colonies, - - - -	2	-	-	533	-	54,486	9,700	16,948
Cape of Good Hope, - - - -	-	-	-	-	-	-	21	195
Total, - - - -	2	-	-	533	-	54,486	9,721	20,523
England, Man, and Berwick, - - - -	-	-	-	-	-	4	30	41,560
Guernsey, Jersey, Sark, and Alderney, - - - -	-	-	-	-	-	-	-	-
Scotland, - - - -	-	-	-	-	-	-	-	51,022
Ireland, - - - -	-	-	-	-	-	-	-	-
Gibraltar, - - - -	-	-	-	-	-	-	6	-
Newfoundland, and the British fisheries, - - - -	-	-	-	-	-	-	-	-
British West Indies, - - - -	-	-	-	18	-	265	380	50
British American colonies, - - - -	-	-	-	-	-	1	-	-
Total, - - - -	-	-	-	18	-	270	416	92,632
Imperial Ports of the Austrian Netherlands, and Germany, - - - -	-	-	-	-	-	-	154	-
Hamburg, Bremen, and other Hanse Towns, - - - -	-	-	-	-	-	-	-	25,990
France, - - - -	-	-	-	-	-	-	-	68,846
St. Pierre, Miquelon, and French fisheries, - - - -	-	-	-	72	-	-	-	-
French West Indies, - - - -	6	3	-	4,000	638	252,171	45,164	172,347
Total, - - - -	6	3	-	4,072	638	252,171	45,164	241,193
Spain, - - - -	-	-	-	-	-	59,167	10	48,850
Teneriffe, and other Canaries, - - - -	-	-	-	28	-	60	-	-
Spanish West Indies, - - - -	-	-	-	268	100	16	451	2,790
Floridas and Louisiana, - - - -	-	-	-	35	-	36	213	-
Total, - - - -	-	-	-	331	100	59,279	674	51,640
Portugal, - - - -	-	-	-	-	-	4,536	57	-
Madeira, - - - -	-	-	-	-	-	1,757	94	3,400
Fayal and other Azores, - - - -	-	-	-	-	-	744	22	-
Cape de Verd Islands, - - - -	-	-	-	150	-	23	-	-
Total, - - - -	-	-	150	-	-	7,060	173	3,400
Italian Ports, - - - -	-	-	-	-	-	3,076	26	-
Morocco, - - - -	-	-	-	-	-	-	-	-
East Indies, generally, - - - -	-	-	-	-	-	1,187	97	6,440
Africa, generally, - - - -	-	-	555	24	-	191	68	-
West Indies, generally, - - - -	-	-	-	12	-	4,267	440	310
Northwest Coast of America, - - - -	-	-	-	-	-	-	-	-
Uncertain, - - - -	-	-	-	-	-	-	-	-
Grand Total, - - - -	8	3	705	5,134	738	383,237	57,424	447,323

## STATEMENT OF EXPORTS—Continued.

WHITHER EXPORTED.	Fisheries.			Ginseng.	Glass.		Groceries.	
	Oil, Spermaceti.	Spermaceti Candles.	Whale Bone.		Ware.	For Window.	Cassia & Cinnamon.	Cloves & Mace.
	Gallons.	Boxes.	Pounds.		Pounds.	Crates.	Boxes.	Pounds.
Russia, - - - - -	-	-	-	-	-	-	-	-
Sweden, - - - - -	-	20	-	-	-	-	-	-
Swedish West Indies, - - - - -	-	-	-	-	-	-	-	-
Total, - - - - -	-	20	-	-	-	-	-	-
Denmark and Norway, - - - - -	-	-	644	-	-	-	-	-
Danish West Indies, - - - - -	-	65	-	-	-	3	-	-
Total, - - - - -	-	65	644	-	-	3	-	-
United Netherlands, - - - - -	-	-	30,590	-	-	-	600	-
Dutch West Indies and American Colonies, - - - - -	600	693	-	352	-	5	-	-
Cape of Good Hope, - - - - -	-	80	-	-	-	-	-	-
Total, - - - - -	660	773	30,590	352	-	5	600	-
England, Man, and Berwick, - - - - -	65,212	67	600	10,440	1	3	-	-
Guernsey, Jersey, Sark, and Alderney, - - - - -	-	12	-	-	-	-	-	-
Scotland, - - - - -	-	-	-	-	-	-	-	-
Ireland, - - - - -	1,627	23	1,900	-	-	17	-	-
Gibraltar, - - - - -	-	26	-	-	-	-	-	-
Newfoundland and the British Fisheries, - - - - -	-	-	-	-	-	-	-	-
British West Indies, - - - - -	-	33	-	-	-	14	-	-
British American Colonies, - - - - -	1,260	9	-	-	-	-	-	-
Total, - - - - -	68,099	170	2,500	10,440	1	34	-	-
Imperial Ports of the Austrian Netherlands, and Germany, - - - - -	-	-	-	-	-	-	-	-
Hamburg, Bremen, and other Hanse Towns, - - - - -	-	-	3,960	-	-	-	-	900
France, - - - - -	65,656	39	84,535	720	-	3	417	-
St. Pierre, Miquelon, and French fisheries, - - - - -	-	-	-	-	-	1	-	-
French West Indies, - - - - -	-	1,962	-	-	19	14	-	-
Total, - - - - -	65,656	2,001	84,535	720	19	18	417	-
Spain, - - - - -	-	306	600	300	-	-	-	-
Teneriffe, and the other Canaries, - - - - -	-	-	-	-	-	-	-	-
Spanish West Indies, - - - - -	240	30	-	-	-	6	-	-
Floridas and Louisiana, - - - - -	-	17	-	-	-	-	-	-
Total, - - - - -	240	353	600	300	-	6	-	-
Portugal, - - - - -	-	40	-	-	-	-	-	-
Madeira, - - - - -	-	30	-	2,400	1	2	-	-
Fayal, and other Azores, - - - - -	-	11	-	-	-	14	-	-
Cape de Verd Islands, - - - - -	-	-	-	-	-	-	-	-
Total, - - - - -	-	81	-	2,400	1	16	-	-
Italian Ports, - - - - -	-	-	-	-	-	-	761	-
Morocco, - - - - -	-	-	-	-	-	-	-	-
East Indies generally, - - - - -	-	712	2,000	14,996	-	10	-	-
Africa generally, - - - - -	-	381	-	-	-	-	-	-
West Indies generally, - - - - -	-	4	-	-	-	-	-	-
Northwest Coast of America, - - - - -	-	-	-	-	-	-	-	-
Uncertain, - - - - -	-	-	-	-	-	-	-	-
Grand Total, - - - - -	134,595	4,560	124,829	29,208	21	92	1,778	900

## STATEMENT OF EXPORTS—Continued.

WHITHER EXPORTED.	GROCERIES.						GRAIN AND PULSE.	
	Pepper.	Pimento.	Brown Sugar.	Loaf Sugar.	Other Sugars.	Raisins.	Wheat.	Rye.
	Pounds.						Bushels.	
Russia, - - - -								
Sweden, - - - -			4,000					
Swedish West Indies, - - - -								
Total, - - - -			4,000					
Denmark and Norway, - - - -								
Danish West Indies, - - - -				150				100
Total, - - - -				150				100
United Netherlands, - - - -		119,950					10,070	21,993
Dutch West Indies and American colonies, - - - -				407	1,200	250		140
Cape of Good Hope, - - - -								
Total, - - - -		119,950		407	1,200	250	10,070	22,133
England, Man, and Berwick, - - - -							360,139	
Guernsey, Jersey, Sark, and Alderney, - - - -								
Scotland, - - - -							5,844	
Ireland, - - - -							177,705	
Gibraltar, - - - -								
Newfoundland and the British fisheries, - - - -								
British West Indies, - - - -							100	75
British American colonies, - - - -			2,860			120	3,125	2,201
Total, - - - -			2,860			120	546,913	2,276
Imperial Ports of the Austrian Netherlands and Germany, - - - -							6,550	
Hamburg, Bremen, and other Hanse Towns, - - - -		16,200				30		
France, - - - -		2,214					54	
St. Pierre, Miquelon, and French fisheries, - - - -		37						109
French West Indies, - - - -	492							1,394
Total, - - - -	492	2,251					54	1,503
Spain, - - - -			63,000				116,149	7,813
Teneriffe and the other Canaries, - - - -							7,075	
Spanish West Indies, - - - -							23	
Floridas and Louisiana, - - - -							137	
Total, - - - -			63,000				123,384	7,813
Portugal, - - - -							156,119	2,025
Madeira, - - - -							32,719	
Fayal and other Azores, - - - -							142,530	887
Cape de Verd Islands, - - - -								
Total, - - - -							331,368	2,912
Italian Ports, - - - -								
Morocco, - - - -								
East Indies generally, - - - -		3,300						
Africa generally, - - - -			3,444	600				
West Indies generally, - - - -								
Northwest Coast of America, - - - -								
Uncertain, - - - -								
Grand Total, - - - -	492	141,701	73,304	1,157	1,200	400	1,018,339	36,737

## STATEMENT OF EXPORTS—Continued.

WHITHER EXPORTED.	GRAIN AND PULSE.					Horns and Horn Tips.	Hides.	Hats.
	Barley.	Indian Corn.	Oats.	Buck Wheat.	Peas and Beans.			
	Bushels.							
Russia, - - - - -								
Sweden, Swedish West Indies, - - - - -	-	-	940	-	805			
Total, - - - - -	-	-	940	-	805			
Denmark and Norway, Danish West Indies, - - - - -	-	8,661	2,706	688	3,136	-	-	12
Total, - - - - -	-	8,661	2,706	688	3,136	-	-	12
United Netherlands, Dutch West Indies and American colonies, Cape of Good Hope, - - - - -	-	2,930 69,335	- 6,393	5,668 966	1,111 14,385 14	1,589 -	684 -	22
Total, - - - - -	-	72,265	6,393	6,634	15,510	1,589	684	22
England, Man, and Berwick, Guernsey, Jersey, Sark, and Alderney, Scotland, Ireland, Gibraltar, Newfoundland and the British fisheries, British West Indies, British American colonies, - - - - -	- - - - - - - - 32	69,056 510 50 550 1,341 269,387 80,734	- - - 681 - 15,924 314	- - - - - 148 26	10,820 - 690 - 213 49,934 1,418	111,328 2,500 4,109 -	- -	48
Total, - - - - -	32	421,628	16,919	174	63,075	117,937	-	48
Imperial Ports of the Austrian Netherlands and Germany, - - - - -	-	500	-	-	2,991			
Hamburg, Bremen, and other Hanse Towns, - - - - -	-							
France, St. Pierre, Miquelon, and French Fisheries, French West Indies, - - - - -	- 3	5,945 143 181,852	100 30 87,226	- - 6,990	52 290 53,939	250 -	-	91
Total, - - - - -	3	187,940	87,356	6,990	54,281	250	-	91
Spain, Teneriffe and the other Canaries, Spanish West Indies, Floridas and Louisiana, - - - - -	- - - -	133,535 3,720 11,526 1,560	- - 1,454 -	- - 13 -	5,785 1,152 759 952	-	20	
Total, - - - - -	-	150,341	1,454	13	8,648	-	20	
Portugal, Madera, Fayal and other Azores, Cape de Verd Islands, - - - - -	- - - -	731,121 23,103 110,723 1,958	464 - 270 -	- - - -	11,038 5,373 71 -	- -	-	12 26
Total, - - - - -	-	866,905	734	-	16,482	-	-	38
Italian Ports, - - - - -	-							
Morocco, - - - - -	-		132					
East Indies generally, - - - - -	-							200
Africa generally, - - - - -	-	3,151			273			24
West Indies generally, - - - - -	-				72			
Northwest Coast of America, - - - - -	-							
Uncertain, - - - - -	-	1,850						
Grand Total, - - - - -	35	1,713,241	116,634	14,499	165,273	119,776	704	435

## STATEMENT OF EXPORTS—Continued.

WHITHER EXPORTED.	Honey.	Hops.	Hemp.	Hay.	IRON.				
					Axes.	Hoes.	Drawing-knives.	Scythes.	
	Gallons.	Pounds.	Pounds.	Tons.	Number.				
Russia, - - -									
Sweden, - - -				15					
Swedish West Indies, - - -									
Total, - - -				15					
Denmark, and Norway, - - -									
Danish West Indies, - - -				1	2				
Total, - - -				1	2				
United Netherlands, - - -									
Dutch West Indies and American colonies, - - -				72	638	100			
Cape of Good Hope, - - -									
Total, - - -				72	638	100			
England, Man, and Berwick, - - -									
Guernsey, Jersey, Sark, and Alderney, - - -									
Scotland, - - -									
Ireland, - - -	1,740		200						
Gibraltar, - - -									
Newfoundland and the British fisheries, - - -									
British West Indies, - - -				287	18				
British American colonies, - - -				9					48
Total, - - -	1,740		200	296	18				48
Imperial Ports of the Austrian Netherlands and Germany, - - -									
Hamburg, Bremen, and other Hanse Towns, - - -									
France, - - -									
St. Pierre, Miquelon, and the French fisheries, - - -			672	1,594	71				
French West Indies, - - -									
Total, - - -			672	1,594	71				
Spain, - - -									
Teneriffe and the other Canaries, - - -									
Spanish West Indies, - - -				10			24		
Floridas and Louisiana, - - -									
Total, - - -				10			24		
Portugal, - - -									
Madeira, - - -									
Fayal and the other Azores, - - -			672						
Cape de Verd Islands, - - -									
Total, - - -			672						
Italian Ports, - - -									
Morocco, - - -				18					
East Indies, generally, - - -		650							
Africa, generally, - - -									
West Indies, generally, - - -									
Northwest Coast of America, - - -					250	100			
Uncertain, - - -									
Grand Total, - - -	1,740	650	1,544	2,006	979	200	24		48

## STATEMENT OF EXPORTS—Continued.

WHITHER EXPORTED.	IRON, WROUGHT.								
	Locks and Bolts.	Shovels.	Skimmers & Ladles.	Anchors.	Grappels.	Muskets.	Cutlasses.	Knives & Forks.	Chests of Carpenter's Tools.
	Number of.								
Russia,									
Sweden,									
Swedish West Indies,									
Total,									
Denmark and Norway,									
Danish West Indies,		24	15						
Total,		24	15						
United Netherlands,									
Dutch West Indies and American colonies,		14					72	240	4
Cape of Good Hope,									
Total,		14					72	240	4
England, Man, and Berwick,									
Guernsey, Jersey, Sark, and Alderney,									
Scotland,									
Ireland,									
Gibraltar,									
Newfoundland, and the British fisheries,									
British West Indies,				29					
British American colonies,				8					
Total,				37					
Imperial Ports of the Austrian Netherlands, and Germany,							100		
Hamburg, Bremen, and other Hanse Towns,									
France,									
St. Pierre, Miquelon, and French fisheries,									
French West Indies,				34					
Total,				34					
Spain,									
Teneriffe, and other Canaries,		79							
Spanish West Indies,									
Floridas and Louisiana,									
Total,		79							
Portugal,									
Madeira,		24							
Fayal, and other Azores,									
Cape de Verd Islands,									
Total,		24							
Italian Ports,									
Morocco,									
East Indies, generally,				97	18				
Africa, generally,	2,000			7					
West Indies, generally,									
Northwest Coast of America,		120				60			
Uncertain,									
Grand Total,	2,000	261	15	175	18	160	72	240	4



## STATEMENT OF EXPORTS—Continued.

WHITHER EXPORTED.	IRON CASTINGS.						IRON.
	Wagon Boxes.	Pots, Kettles, & other Castings.	Cannon.	Swivels.	Shot, for Cannon.	Iron Patterns.	Pig.
	Number of.						Tons.
Russia, - - -							
Sweden, - - -							
Swedish West Indies, - - -							
Total, - - -							
Denmark and Norway, - - -							
Danish West Indies, - - -							
Total, - - -							
United Netherlands, - - -							15
Dutch West Indies and American colonies, - - -		99					
Cape of Good Hope, - - -							
Total, - - -		99					15
England, Man, and Berwick, - - -	100					12	2,730½
Guernsey, Jersey, Sark, and Alderney, - - -							
Scotland, - - -							
Ireland, - - -							490½
Gibraltar, - - -							
Newfoundland, and the British fisheries, - - -							1
British West Indies, - - -							32
British American colonies, - - -		60					
Total, - - -	100	60				12	3,254½
Imperial Ports of the Austrian Netherlands, and Germany, - - -							
Hamburg, Bremen, and other Hanse Towns, - - -							
France, - - -		7					15
St. Pierre, Miquelon, and French fisheries, - - -		45					
French West Indies, - - -							10
Total, - - -		52					25
Spain, - - -							
Teneriffe, and the other Canaries, - - -							
Spanish West Indies, - - -		20					
Floridas and Louisiana, - - -							
Total, - - -		20					
Portugal, - - -							
Madeira, - - -		250					
Fayal and other Azores, - - -		99					
Cape de Verd Islands, - - -							
Total, - - -		349					
Italian Ports, - - -							
Morocco, - - -							
East Indies, generally, - - -			37	8	1,000		884½
Africa, generally, - - -		8					
West Indies, generally, - - -							
Northwest Coast of America, - - -		220					
Uncertain, - - -							
Grand Total, - - -	100	808	37	8	1,000	12	4,178½

## STATEMENT OF EXPORTS—Continued.

WHITHER EXPORTED.	IRON.			Indigo.	Leather tanned & dressed.	Lime.	LEAD.		
	Bar.	Bundles.	Hoops.				Sheet.	Pig.	Shot.
	Tons.	Tons.	Tons.	Pounds.	Pounds.	Bushels.	No.	Tons.	Pounds.
Russia, - - - - -									
Sweden, - - - - -									
Swedish West Indies, - - - - -									
Total,									
Denmark and Norway, - - - - -				300					
Danish West Indies, - - - - -	$\frac{1}{2}$				874				
Total,	$\frac{1}{2}$			300	874				
United Netherlands, - - - - -				7,392					
Dutch West Indies and American colonies, - - - - -	$2\frac{1}{2}$		$8\frac{1}{2}$	100	700	384	8		
Cape of Good Hope, - - - - -	6								
Total,	$8\frac{1}{2}$		$8\frac{1}{2}$	7,492	700	384	8		
England, Man, and Berwick, - - - - -	$15\frac{1}{2}$			466,217					
Guernsey, Jersey, Sark, and Alderney, - - - - -				1,513					
Scotland, - - - - -				121					
Ireland, - - - - -									
Gibraltar, - - - - -									
Newfoundland and the British fisheries, - - - - -					390				
British West Indies, - - - - -				630					
British American colonies, - - - - -	2	1			1,085				53
Total,	$17\frac{1}{2}$	1		468,481	1,475				53
Imperial Ports of the Austrian Netherlands and Germany, - - - - -									800
Hamburg, Bremen, and other Hanse Towns, - - - - -				14					
France, - - - - -				17,688					
St. Pierre, Miquelon, and French Fisheries, - - - - -				320	2,175	432	37		2,500
French West Indies, - - - - -	7				504		$5\frac{1}{2}$		2,600
Total,	7			18,008	2,175	936	37	$5\frac{1}{2}$	5,100
Spain, - - - - -				200					
Teueriffe and other Canaries, - - - - -			7						
Spanish West Indies, - - - - -	$\frac{1}{2}$				200				120
Floridas and Louisiana, - - - - -									
Total,	$\frac{1}{2}$		7	200	200				120
Portugal, - - - - -				25					
Madeira, - - - - -									
Fayal and other Azores, - - - - -									
Cape de Verd Islands, - - - - -									
Total,				25					
Italian Ports, - - - - -									
Morocco, - - - - -	$1\frac{1}{2}$								
East Indies, generally, - - - - -	$310\frac{1}{2}$	7	$\frac{1}{2}$					11	
Africa, generally, - - - - -									
West Indies, generally, - - - - -									400
Northwest Coast of America, - - - - -	4		$\frac{1}{2}$						
Uncertain, - - - - -				3,200					
Grand Total,	$349\frac{1}{2}$	8	$16\frac{1}{2}$	497,720	5,424	1,320	45	$16\frac{1}{2}$	6,473

## STATEMENT OF EXPORTS—Continued.

WHITHER EXPORTED.	LIVE STOCK.							Merchd'z or Dry Goods, Foreign.
	Horned Cattle.	Horses.	Mules.	Sheep.	Deer.	Hogs.	Poultry.	
	Number.							Dozens.
Russia, - - - - -								
Sweden, - - - - -								
Swedish West Indies, - - - - -		64	-	-	-	116	8	
Total, - - - - -		64	-	-	-	116	8	
Denmark and Norway, - - - - -								
Danish West Indies, - - - - -		9	-	30	-	46	79	28
Total, - - - - -		9	-	30	-	46	79	28
United Netherlands, - - - - -								13
Dutch West Indies and American colonies, - - - - -	245	225	198	593	-	1,188	1,130	111
Cape of Good Hope, - - - - -		1	-	-	-	-	-	4
Total, - - - - -	245	226	198	593	-	1,188	1,130	128
England, Man, and Berwick, - - - - -	2	-	2	-	-	-	-	186
Guernsey, Jersey, Sark, and Alderney, - - - - -								1
Scotland, - - - - -								63
Ireland, - - - - -								3
Gibraltar, - - - - -				44	-	-	-	21
Newfoundland, and the British fisheries, - - - - -	5	-	-	959	4	766	453	6
British West Indies, - - - - -	435	1,386	27	1,517	-	178	361	
British American colonies, - - - - -	312	39	-	-	-	-	-	
Total, - - - - -	754	1,425	29	2,520	4	944	814	280
Imperial Ports of the Austrian Netherlands, and Germany, - - - - -								2
Hamburg, Bremen, and other Hansé Towns, - - - - -								10
France, - - - - -						41	-	21
St. Pierre, Miquelon, and French fisheries, - - - - -	63	-	-	243	-	-	55	1
French West Indies, - - - - -	3,557	5,205	121	6,931	-	14,343	8,121	875
Total, - - - - -	3,620	5,205	121	7,174	-	14,384	8,176	897
Spain, - - - - -								14
Teneriffe, and other Canaries, - - - - -								2
Spanish West Indies, - - - - -	6	26	-	60	-	25	-	4
Floridas and Louisiana, - - - - -								
Total, - - - - -	6	26	-	60	-	25	-	20
Portugal, - - - - -								3
Madeira, - - - - -	2	10	-	-	-	-	-	6
Fayal, and other Azores, - - - - -		6	-	-	-	-	-	19
Cape de Verd Islands, - - - - -								
Total, - - - - -	2	16	-	-	-	-	-	28
Italian Ports, - - - - -								21
Morocco, - - - - -								
East Indies, generally, - - - - -		3	-	-	-	-	-	10
Africa, generally, - - - - -		1	96	-	-	-	-	9
West Indies, generally, - - - - -								
Northwest Coast of America, - - - - -								6
Uncertain, - - - - -						100	10	
Grand Total, - - - - -	4,627	6,975	444	10,377	4	16,803	10,217	1,439

## STATEMENT OF EXPORTS--Continued.

WHITHER EXPORTED.	Molasses.	Mill Stones.	Mustard.	Madder.	Nails.	Negro Slaves.	Nan-keens.	Nuts.
	Gallons.	Number.	Pounds.	Pounds.	Pounds.	Number.	Pieces.	Bushels.
Russia, - - - - -								
Sweden, - - - - -								
Swedish West Indies, - - - - -								
Total, - - - - -								
Denmark and Norway, - - - - -	1,150	-	-	-	6,000	-	20	12
Danish West Indies, - - - - -	-	-	-	-	-	-	-	-
Total, - - - - -	1,150	-	-	-	6,000	-	20	12
United Netherlands, - - - - -	-	-	-	700	-	-	-	-
Dutch West Indies and American colonies, - - - - -	-	-	30	-	280	1	1,601	21
Cape of Good Hope, - - - - -	-	-	-	-	-	-	-	-
Total, - - - - -	-	-	30	700	280	1	1,601	21
England, Man, and Berwick, - - - - -	93	-	-	200	-	-	-	93
Guernsey, Jersey, Sark, and Alderney, - - - - -	-	-	-	-	-	-	-	39
Scotland, - - - - -	-	-	-	-	-	-	-	18
Ireland, - - - - -	-	-	-	-	800	-	-	81
Gibraltar, - - - - -	1,178	-	-	-	-	-	-	-
Newfoundland, and the British fisheries, - - - - -	120	-	-	-	-	-	-	-
British West Indies, - - - - -	-	-	90	-	400	-	50	300
British American colonies, - - - - -	3,561	2	480	-	-	-	-	428
Total, - - - - -	4,952	2	570	200	1,200	-	50	959
Imperial Ports of the Austrian Netherlands and Germany, - - - - -								
Hamburg, Bremen, and other Hanse Towns, - - - - -								
France, - - - - -	357	-	-	-	-	-	-	-
St. Pierre, Miquelon, and French fisheries, - - - - -	859	-	-	-	400	-	-	9
French West Indies, - - - - -	32	-	180	-	39,316	17	5,351	233
Total, - - - - -	1,248	-	180	-	39,716	17	5,351	242
Spain, - - - - -	2,365	-	-	134	-	-	-	-
Teneriffe, and other Canaries, - - - - -	-	-	-	-	400	-	-	-
Spanish West Indies, - - - - -	-	-	-	-	-	6	50	6
Floridas and Louisiana, - - - - -	-	-	-	-	4,928	-	-	-
Total, - - - - -	2,365	-	-	134	5,328	6	50	6
Portugal, - - - - -	-	-	-	-	-	-	-	-
Madeira, - - - - -	-	-	-	-	5,376	-	-	-
Fayal, and other Azores, - - - - -	200	-	-	-	-	-	-	-
Cape de Verd Islands, - - - - -	-	-	-	-	21	-	-	-
Total, - - - - -	200	-	-	-	5,397	-	-	-
Italian Ports, - - - - -								
Morocco, - - - - -								
East Indies, generally, - - - - -	-	-	-	-	72,372	-	-	-
Africa, generally, - - - - -	2,806	-	-	-	-	-	-	-
West Indies, generally, - - - - -								
Northwest Coast of America, - - - - -								
Uncertain, - - - - -								
Grand Total, - - - - -	12,721	2	780	1,034	130,293	24	7,072	1,240

## STATEMENT OF EXPORTS—Continued.

WHITHER EXPORTED.	NAVAL STORES.					Oil, Linseed.	Porcelain or China.	Powder, Gun.
	Pitch.	Tar.	Rosin.	Turpen- tine.	Spirits Turpen- tine.			
	Barrels.				Gallons.			
Russia, - - - - -								
Sweden, - - - - -		6		6				
Swedish West Indies, - - - - -								
Total, - - - - -		6		6				
Denmark and Norway, - - - - -	10							
Danish West Indies, - - - - -	20	166	22	30				
Total, - - - - -	30	166	22	30				
United Netherlands, - - - - -		80	3	71	62			
Dutch West Indies and American colonies, - - - - -	91	881	51	117				4,536
Cape of Good Hope, - - - - -	20	102		20				
Total, - - - - -	111	1,063	54	208	62			4,536
England, Man, and Berwick, - - - - -	852	25,207	65	52,894	30			
Guernsey, Jersey, Sark, and Alderney, - - - - -	40	20		20				
Scotland, - - - - -	492	5,014		1,239				
Ireland, - - - - -	449	2,972	10	693	240			
Gibraltar, - - - - -	40							
Newfoundland, and the British fisheries, - - - - -	704	5,455	10	1,188	30			
British West Indies, - - - - -	37	362		132		90		130
British American colonies, - - - - -								
Total, - - - - -	2,616	39,030	85	56,166	300	90		130
Imperial Ports of the Austrian Netherlands, and Germany, - - - - -		15						1,120
Hamburg, Bremen, and other Hanse Towns, - - - - -			1	98				
France, - - - - -	38	949		169				
St. Pierre, Miquelon, and French fisheries, - - - - -	55	59		20				268
French West Indies, - - - - -	147	3,898	17	362	450			
Total, - - - - -	240	4,906	17	551	450			268
Spain, - - - - -	362	3,605		211			2	
Teneriffe, and other Canaries, - - - - -	12	106		20				56
Spanish West Indies, - - - - -		25	1					56
Floridas and Louisiana, - - - - -		20		6				
Total, - - - - -	374	3,756	1	237			2	112
Portugal, - - - - -	50	411	25	46				
Madeira, - - - - -	55	49						560
Fayal and other Azores, - - - - -	147	102		19				28
Cape de Verd Islands, - - - - -	15	7		5				
Total, - - - - -	267	569	25	70				588
Italian Ports, - - - - -	96	140	23	480				
Morocco, - - - - -								
East Indies, generally, - - - - -	44	1,000		113	360			12,200
Africa, generally, - - - - -	40	289		148				6,100
West Indies, generally, - - - - -		84						
Northwest Coast of America, - - - - -								800
Uncertain, - - - - -		20						
Grand Total, - - - - -	3,818	51,044	228	58,107	1,172	90	2	25,854

## STATEMENT OF EXPORTS—Continued.

WHITHER EXPORTED.	Powder Hair.	Poma- tum.	Paints.	Pipes.	Printing Presses.	Plaster of Paris.	Provisions.	
							Rice.	Flour.
							Tierces.	Barrels.
	Pounds.		Boxes.	Number.	Tons.			
Russia, - - - - -								
Sweden, - - - - -							35	30
Swedish West Indies, - - - - -								
Total, - - - - -							35	30
Denmark and Norway, - - - - -							72	30
Danish West Indies, - - - - -	90		84				89	12,401
Total, - - - - -	90		84				161	12,431
United Netherlands, - - - - -							26,990	
Dutch West Indies and American colonies, - - - - -	990						1,390	46,720
Cape of Good Hope, - - - - -								328
Total, - - - - -	990						28,380	47,048
England, Man, and Berwick, - - - - -							32,865	46,879
Guernsey, Jersey, Sark, and Alderney, - - - - -							82	
Scotland, - - - - -							87	677
Ireland, - - - - -							49	10,826
Gibraltar, - - - - -							14	1,963
Newfoundland and the British fisheries, - - - - -								3,101
British West Indies, - - - - -						4	9,103	134,599
British American colonies, - - - - -	36						84	27,197
Total, - - - - -	36					4	42,284	225,242
Imperial Ports of the Austrian Netherlands and Germany, - - - - -							175	1,501
Hamburg, Bremen, and other Hanse Towns, - - - - -							148	37
France, - - - - -							4,843	2,927
St. Pierre, Miquelon, and French fisheries, - - - - -							4	1,948
French West Indies, - - - - -	120		252	1	4		11,240	177,578
Total, - - - - -	120		252	1	4		16,087	182,453
Spain, - - - - -							6,150	98,640
Teneriffe, and the other Canaries, - - - - -								3,245
Spanish West Indies, - - - - -			56				1,305	3,651
Floridas and Louisiana, - - - - -			28				175	931
Total, - - - - -			84				7,630	106,467
Portugal, - - - - -							90	9,630
Madeira, - - - - -	40	45					107	13,885
Fayal and other Azores, - - - - -							65	12,417
Cape de Verd Islands, - - - - -								33
Total, - - - - -	40	45					262	35,965
Italian Ports, - - - - -							26	
Morocco, - - - - -							19	6
East Indies, generally, - - - - -			1,100				16	1,048
Africa, generally, - - - - -							26	291
West Indies, generally, - - - - -							16	7,162
Northwest Coast of America, - - - - -								
Uncertain, - - - - -							1,715	
Grand Total, - - - - -	1,276	45	1,520	1	4	4	96,980	619,681

## STATEMENT OF EXPORTS—Continued.

WHITHER EXPORTED.	PROVISIONS.							
	Ship Stuff.	Rye Meal.	Indian Meal.	Buck- wheat Meal.	Oat Meal.	Bread.	Beef.	Pork.
	Barrels.							
Russia, - - - - -								
Sweden, - - - - -		60	-	-	-	10.	237	28
Swedish West Indies, - - - - -								
Total, - - - - -		60	-	-	-	10	237	28
Denmark and Norway, - - - - -							12	66
Danish West Indies, - - - - -	1,713	5,923	7,996	1	-	2,448	779	763
Total, - - - - -	1,713	5,923	7,996	1	-	2,448	791	829
United Netherlands, - - - - -			12	-	-	32	-	2
Dutch West Indies and American colonies, - - - - -	73	8,751	3,536	11	-	8,800	6,388	3,432
Cape of Good Hope, - - - - -						176	225	181
Total, - - - - -	73	8,751	3,548	11	-	9,008	6,613	3,615
England, Man, and Berwick, - - - - -	494	329	1,529	-	-	2,793	218	80
Guernsey, Jersey, Sark, and Alderney, - - - - -								
Scotland, - - - - -			190	-	-	158	15	
Ireland, - - - - -		2	10	-	-	28	49	
Gibraltar, - - - - -		428	130	-	-	3,116	5	105
Newfoundland, and the British fisheries, - - - - -	1,321	2,520	43,503	11	6	40,588	886	1,700
British West Indies, - - - - -	2,515	1,974	2,396	353	-	29,290	284	352
British American colonies, - - - - -								
Total, - - - - -	4,330	5,253	47,758	364	6	75,973	1,457	2,237
Imperial Ports of the Austrian Netherlands, and Germany, - - - - -							20	
Hamburg, Bremen, and other Hanse Towns, - - - - -								
France, - - - - -						100	289	271
St. Pierre, Miquelon, and French fisheries, - - - - -		81	127	-	-	61	94	98
French West Indies, - - - - -	240	3,439	5,392	-	-	9,393	48,045	17,748
Total, - - - - -	240	3,520	5,519	-	-	9,554	48,428	18,117
Spain, - - - - -	90	-	2,936	-	-	401	1,623	404
Teneriffe, and other Canaries, - - - - -	8	-	-	-	-	162	34	6
Spanish West Indies, - - - - -		-	100	46	-	224	138	207
Floridas and Louisiana, - - - - -		-	39	-	-	6	39	43
Total, - - - - -	98	-	3,075	46	-	793	1,834	660
Portugal, - - - - -		252	1,312	-	-	657	156	303
Madeira, - - - - -	30	20	50	-	-	477	796	190
Fayal and other Azores, - - - - -		128	905	-	-	450	58	14
Cape de Verd Islands, - - - - -						19	2	
Total, - - - - -	30	400	2,267	-	-	1,603	1,012	507
Italian Ports, - - - - -								
Morocco, - - - - -						10		
East Indies, generally, - - - - -						454	1,127	388
Africa, generally, - - - - -						426	583	165
West Indies, generally, - - - - -		155	176	-	-	-	269	81
Northwest Coast of America, - - - - -								
Uncertain, - - - - -								8
Grand Total, - - - - -	6,484	24,062	70,339	422	6	100,279	62,371	26,635

## STATEMENT OF EXPORTS—Continued.

WHITHER EXPORTED.	PROVISIONS.							
	Crackers.	Hams & Bacon.	Venison & Mutton Hams.	Cheese.	Lard.	Butter.	Sausages.	Fresh Beef.
	Kegs.	Pounds.			Firkins.	Pounds.		
Russia, - - - - -								
Sweden, - - - - -				900	-	6		
Swedish West Indies, - - - - -				900	-	6		
Total, - - - - -				900	-	6		
Denmark and Norway, - - - - -								
Danish West Indies, - - - - -	343	17,390	-	3,170	6,719	1,572		
Total, - - - - -	343	17,390	-	3,170	6,719	1,572		
United Netherlands, - - - - -								
Dutch West Indies and American colonies, - - - - -	3,278	27,276	600	27,962	21,923	4,475	250	
Cape of Good Hope, - - - - -	120	5,003	-	-	-	135		
Total, - - - - -	3,398	32,279	600	27,962	21,923	4,610	250	
England, Man, and Berwick, - - - - -	2	1,700						
Guernsey, Jersey, Sark, and Alderney, - - - - -								
Scotland, - - - - -		500						
Ireland, - - - - -								
Gibraltar, - - - - -		3,500				11		
Newfoundland and the British fisheries, - - - - -	250	582			200	49		
British West Indies, - - - - -	5,779	8,897			1,230	585		
British American colonies, - - - - -	364	881		1,826	5,720	33		92,269
Total, - - - - -	6,395	16,060		1,826	7,150	678		92,269
Imperial Ports of the Austrian Netherlands and Germany, - - - - -					7,980			
Hamburg, Bremen, and other Hanse Towns, - - - - -								
France, - - - - -						1		
St. Pierre, Miquelon, and French fisheries, - - - - -	30	92		170	256	241		
French West Indies, - - - - -	2,925	138,630		61,332	392,763	7,542		
Total, - - - - -	2,955	138,722		61,502	393,019	7,784		
Spain, - - - - -	271	3,000		125	2,944	157		
Teneriffe and the other Canaries, - - - - -	103	200			3,900	6		
Spanish West Indies, - - - - -	169	2,950		7,596	1,880	211		
Floridas and Louisiana, - - - - -	149	5,974		10,400	46,440	610		
Total, - - - - -	692	12,124		18,121	55,164	984		
Portugal, - - - - -	273	54,926				58		
Madeira, - - - - -	100	370		1,000	960			
Fayal and other Azores, - - - - -	332	11,000		1,241	280	47		
Cape de Verd Islands, - - - - -						22		
Total, - - - - -	705	66,296		2,241	1,240	127		
Italian Ports, - - - - -								
Morocco, - - - - -								
East Indies, generally, - - - - -	100	1,528		4,200	23,640	733		
Africa, generally, - - - - -	664	3,640		650	-	21		
West Indies, generally, - - - - -	94	7,608		329	5,880	155		
Northwest Coast of America, - - - - -								
Uncertain, - - - - -								
Grand Total, - - - - -	15,346	295,647	600	120,901	522,715	16,670	250	92,269



## STATEMENT OF EXPORTS—Continued.

WHITHER EXPORTED.	PROVISIONS.						Reeds. Number.
	Fresh Pork.	Carcasses of Mutton,	Neat's Tongues.	Oysters, Pickled.	Potatoes.	Onions.	
	Pounds.	Number.	brls. & kegs	Pots & kegs	Busheis.	Busheis.	
Russia, - - - - -							
Sweden, - - - - -						95	
Swedish West Indies, - - - - -							
Total, - - - - -						95	
Denmark, and Norway, - - - - -				21	322	100	
Danish West Indies, - - - - -							
Total, - - - - -				21	322	100	
United Netherlands, - - - - -			34	153	4,031	4,946	
Dutch West Indies and American colonies, - - - - -					18		
Cape of Good Hope, - - - - -							
Total, - - - - -			34	153	4,049	4,946	
England, Man, and Berwick, - - - - -				10			15,450
Guernsey, Jersey, Sark, and Alderney, - - - - -							
Scotland, - - - - -						252	
Ireland, - - - - -							
Gibraltar, - - - - -					400	63	
Newfoundland and the British fisheries, - - - - -			1	116	2,965	2,163	
British West Indies, - - - - -			30		20	525	
British American colonies, - - - - -	29,334	561					
Total, - - - - -	29,334	561	31	126	3,385	3,003	15,450
Imperial Ports of the Austrian Netherlands and Germany, - - - - -							
Hamburg, Bremen, and other Hanse Towns, - - - - -							
France, - - - - -			35		983	366	
St. Pierre, Miquelon, and the French fisheries, - - - - -							
French West Indies, - - - - -			36	582	11,158	28,397	
Total, - - - - -			71	582	12,141	28,763	
Spain, - - - - -							
Teneriffe and the other Canaries, - - - - -					587	3,000	
Spanish West Indies, - - - - -			2		1,042	1,111	
Floridas and Louisiana, - - - - -							
Total, - - - - -			2		1,629	4,111	
Portugal, - - - - -						13	
Madeira, - - - - -					150		
Fayal and the other Azores, - - - - -				42	107		
Cape de Verd Islands, - - - - -					90		
Total, - - - - -				42	347	13	
Italian Ports, - - - - -							
Morocco, - - - - -					200		
East Indies, generally, - - - - -			10	304			
Africa, generally, - - - - -			12			1,186	
West Indies, generally, - - - - -					190	203	
Northwest Coast of America, - - - - -							
Uncertain, - - - - -							
Grand Total, - - - - -	29,334	561	160	1,228	22,263	42,420	15,450

## STATEMENT OF EXPORTS—Continued.

WHITHER EXPORTED.	SPIRITS.							
	Rum, American.	Rum, West In- dia.	Brandy, French.	Brandy, Peach.	Gin.	Gin.	Gin.	Cordials.
	Gallons.					Cases.	Jugs.	Cases.
Russia, - - - -								
Sweden, - - - -	10,900							
Swedish West Indies, - - - -								
Total, - - - -	10,900							
Denmark and Norway, - - - -	63,211							
Danish West Indies, - - - -								
Total, - - - -	63,211							
United Netherlands, - - - -	400							
Dutch West Indies and American colonies, - - - -	1,309							
Cape of Good Hope, - - - -	3,000	-	-	-	-	336		
Total, - - - -	4,709	-	-	-	-	336		
England, Man, and Berwick, - - - -	300							
Guernsey, Jersey, Sark, and Alderney, - - - -	800							
Scotland, - - - -								
Ireland, - - - -	260							
Gibraltar, - - - -	3,247	-	-	-	-	8		
Newfoundland and the British fisheries, - - - -	300							
British West Indies, - - - -	349	-	-	570	2,132	-	2,039	
British American colonies, - - - -	723	400	118	-	-	73	-	20
Total, - - - -	5,979	400	118	570	2,132	81	2,039	20
Imperial Ports of the Austrian Netherlands and Germany, - - - -	10,600							
Hamburg, Bremen, and other Hanse Towns, - - - -	39,015							
France, - - - -	250							
St. Pierre, Miquelon, and French fisheries, - - - -	3,611	15	-	-	-	6	-	9
French West Indies, - - - -	3,620	1,007	-	170	24	123	-	
Total, - - - -	7,481	1,022	-	170	24	129	-	9
Spain, - - - -	5,409	529	-	10	-	-	-	40
Teneriffe and other Canaries, - - - -		102	-	-	-	25	-	
Spanish West Indies, - - - -	100		-	-	-	-	-	
Floridas and Louisiana, - - - -		120	-	3	-	6	-	
Total, - - - -	5,509	751	-	13	-	31	-	40
Portugal, - - - -	693	-	-	-	152			
Madeira, - - - -	92							
Fayal and other Azores, - - - -	29,700							
Cape de Verd Islands, - - - -	4,296							
Total, - - - -	34,781	-	-	-	152			
Italian Ports, - - - -	447							
Morocco, - - - -								
East Indies, generally, - - - -	2,260	2,009	40	-	7,944	2,979		
Africa, generally, - - - -	328,342	560	-	-	-	261		
West Indies, generally, - - - -								
Northwest Coast of America, - - - -								
Uncertain, - - - -								
Grand Total, - - - -	513,234	4,742	158	753	10,252	3,817	2,039	69

## STATEMENT OF EXPORTS—Continued.

WHITHER EXPORTED.	SADDLERY.				Shoes, Men's & Women's	Soap.	Sago.	Starch	Snuff.
	Saddles, Men's.	Bridles.	Coach & other Carriage Harness.	Wagon and Cart Gears.					
	Number.	Sets.		Pairs.					
Russia, - - - - -									
Sweden, - - - - -									
Swedish West Indies, - - - - -									
Total, - - - - -									
Denmark and Norway, - - - - -	-	-	-	-	-	-	-	-	350
Danish West Indies, - - - - -	18	18	4	3	60	65	-	-	
Total, - - - - -	18	18	4	3	60	65	-	-	350
United Netherlands, - - - - -									
Dutch West Indies and American colonies, - - - - -	27	27	7	4	851	82	-	-	3,618
Cape of Good Hope, - - - - -									
Total, - - - - -	27	27	7	4	851	82	-	-	3,618
England, Man, and Berwick, - - - - -	-	-	-	-	50	-	2,382		
Guernsey, Jersey, Sark, and Alderney, - - - - -	-	-	-	-	-	-	-		
Scotland, - - - - -	-	-	-	-	-	-	-		
Ireland, - - - - -	-	-	-	-	-	-	-		677
Gibraltar, - - - - -	-	-	-	-	-	-	-		
Newfoundland and the British fisheries, - - - - -	-	-	-	-	-	-	-		
British West Indies, - - - - -	7	7	-	1	120	18	-	-	
British American colonies, - - - - -	4	4	9	-	681	26	-	-	150
Total, - - - - -	11	11	9	1	851	44	2,382	-	827
Imperial Ports of the Austrian Netherlands and Germany, - - - - -									
Hamburg, Bremen, and other Hanse Towns, - - - - -	-	-	-	-	-	-	-	-	1,000
France, - - - - -									
St. Pierre, Miquelon, and French fisheries, - - - - -	-	-	-	-	120	12	-	-	
French West Indies, - - - - -	315	315	54	-	4,227	127	-	160	8,200
Total, - - - - -	315	315	54	-	4,347	139	-	160	8,200
Spain, - - - - -									
Teneriffe and other Canaries, - - - - -	-	-	-	-	201	7	-	-	
Spanish West Indies, - - - - -	-	-	-	-	-	25	-	-	300
Floridas and Louisiana, - - - - -	-	-	-	-	-	35	-	-	
Total, - - - - -	-	-	-	-	201	67	-	-	300
Portugal, - - - - -									
Madeira, - - - - -	12	-	-	-	20	-	-	-	600
Fayal and other Azores, - - - - -	-	-	-	-	-	45	-	-	370
Cape de Verd Islands, - - - - -	-	-	-	-	-	20	-	-	234
Total, - - - - -	12	-	-	-	196	75	-	-	1,394
Italian Ports, - - - - -									
Morocco, - - - - -									
East Indies, generally, - - - - -	19	19	-	-	500	157			
Africa, generally, - - - - -	-	-	-	-	40	62			
West Indies, generally, - - - - -	12	12							
Northwest Coast of America, - - - - -									
Uncertain, - - - - -									
Grand Total, - - - - -	414	402	74	8	7,046	691	2,382	160	15,689

STATEMENT OF EXPORTS—Continued.

WHITHER EXPORTED.	Steel.	Raw Silk.	Old Silver.	Salt.	Spruce, Essence of.	SEEDS.			
						Garden.	Mustard.	Hay.	Cotton.
	Bundles.	P'nds.	Ounc.	Bushels.	Cases and Gallons	Pounds.			Bushels.
Russia, - - - - -									
Sweden, - - - - -									
Swedish West Indies, - - - - -									
Total, - - - - -									
Denmark and Norway, - - - - -				2,400					
Danish West Indies, - - - - -	1								
Total, - - - - -	1			2,400					
United Netherlands, - - - - -									
Dutch West Indies and American Colonies, - - - - -				239	5				
Cape of Good Hope, - - - - -					30				
Total, - - - - -				239	35				
England, Man, and Berwick, - - - - -		118	103		1	700	660		
Guernsey, Jersey, Sark, and Alderney, - - - - -									
Scotland, - - - - -					16				
Ireland, - - - - -									
Gibraltar, - - - - -									
Newfoundland and the British fisheries, - - - - -									109
British West Indies, - - - - -									
British American Colonies, - - - - -				162				60	
Total, - - - - -		118	103	162	17	700	660	60	109
Imperial Ports of the Austrian Netherlands and Germany, - - - - -									
Hamburg, Bremen, and other Hanse Towns, - - - - -									
France, - - - - -						300			
St. Pierre, Miquelon, and French fisheries, - - - - -				285					
French West Indies, - - - - -				170	6	60			
Total, - - - - -				455	6	360			
Spain, - - - - -		35							
Teneriffe and the other Canaries, - - - - -									
Spanish West Indies, - - - - -				810					
Floridas and Louisiana, - - - - -									
Total, - - - - -		35		810					
Portugal, - - - - -									
Madeira, - - - - -									
Fayal and other Azores, - - - - -									
Cape de Verd Islands, - - - - -									
Total, - - - - -									
Italian Ports, - - - - -									
Morocco, - - - - -									
East Indies, generally, - - - - -	1,374			22	36				
Africa, generally, - - - - -									
West Indies, generally, - - - - -				120					
Northwest Coast of America, - - - - -									
Uncertain, - - - - -									
Grand Total, - - - - -	1,375	153	103	4,208	94	1,060	660	60	109



## STATEMENT OF EXPORTS—Continued.

WHITHER EXPORTED.	TOBACCO.		Types.	Tallow.	Twine.	Tow Cloth.	Toys for Children.	TIN.	
	Tobacco.	Manufactured.						Tin.	Manufactured.
	Hhds.	Pounds.						Boxes.	Dozens.
Russia, - - - - -	105								
Sweden, - - - - -	130								
Swedish West Indies, - - - - -	2			100					
Total, - - - - -	132			100					
Denmark and Norway, - - - - -	457	375							
Danish West Indies, - - - - -	104	130		3,844		240			1½
Total, - - - - -	561	505		3,844		240			1½
United Netherlands, - - - - -	8,414	108							
Dutch West Indies and American colonies, - - - - -	1,043	552		3,924		108			
Capé of Good Hope, - - - - -	144								
Total, - - - - -	9,581	660		3,924		108			
England, Man, and Berwick, - - - - -	45,615			283,963					
Guernsey, Jersey, Sark, and Alderney, - - - - -	10								
Scotland, - - - - -	13,362								
Ireland, - - - - -	7,260			800					
Gibraltar, - - - - -	212	1,023		770					
Newfoundland and the British fisheries, - - - - -	1								
British West Indies, - - - - -	811	300			1	123			
British American colonies, - - - - -	15	410							
Total, - - - - -	67,286	1,733		285,533	1	123			
Imperial Ports of the Austrian Netherlands and Germany, - - - - -	7,639								
Hamburg, Bremen, and other Hanse Towns, - - - - -	1,288	5,000					100		
France, - - - - -	10,918								
St. Pierre, Miquelon, and French fisheries, - - - - -	5			400	2½				12
French West Indies, - - - - -	1,612	24	3	17,598		2,179		9	
Total, - - - - -	12,535	24	3	17,998	2½	2,179		9	12
Spain, - - - - -	664								
Teneriffe and other Canaries, - - - - -	50								
Spanish West Indies, - - - - -	14			150	7				2
Floridas and Louisiana, - - - - -	4								
Total, - - - - -	732			150	7				2
Portugal, - - - - -	62					3,175			
Madeira, - - - - -	169	3,600							
Fayal and other Azores, - - - - -	70								
Cape de Verd Islands, - - - - -	29								
Total, - - - - -	330	3,600				3,175			
Italian Ports, - - - - -	320							12½	
Morocco, - - - - -	1								
East Indies, generally, - - - - -	66			5,436	9				
Africa, generally, - - - - -	632	69,600		210		1,025			
West Indies, generally, - - - - -	64								
Northwest Coast of America, - - - - -									
Uncertain, - - - - -									
Grand Total, - - - - -	101,272	81,122	3	317,195	19½	6,850	112½	9	15½

STATEMENT OF EXPORTS—Continued.

WHITHER EXPORTED.	TEAS.				Vinegar.	Var-nish.	WINES.		
	Bohea.	Sou-chong.	Green.	Hyson.			Madeira.	Other Wines.	Madeira and other Wines, Bottled.
	Chests.						Gallons.	Gallons.	Dozens.
Russia, - - - -									
Sweden, - - - -									
Swedish West Indies, - - - -									
Total, - - - -									
Denmark and Norway, - - - -			3	3			600		
Danish West Indies, - - - -							644		
Total, - - - -			3	6			1,244		
United Netherlands, - - - -							6,360		
Dutch West Indies and American colonies, - - - -				85½	766		5,770		6
Cape of Good Hope, - - - -							720	2,000	
Total, - - - -				85½	766		12,850	2,000	6
England, Man, and Berwick, - - - -							1,040		
Guernsey, Jersey, Sark, and Alderney, - - - -									
Scotland, - - - -									
Ireland, - - - -							120		
Gibraltar, - - - -				64					
Newfoundland and the British fisheries, - - - -							330		
British West Indies, - - - -	9			8½					
British American colonies, - - - -	8	11			1,482		872	369	
Total, - - - -	17	11		72½	1,482		2,362	369	
Imperial Ports of the Austrian Netherlands and Germany, - - - -			100	10					
Hamburg, Bremen, and other Hanse Towns, - - - -				11					
France, - - - -		264		1,420					
St. Pierre, Miquelon, and French fisheries, - - - -	½			2					
French West Indies, - - - -	½	29	8	255		60	8,416	2,437	
Total, - - - -	½	293	8	1,677		60	8,416	2,437	
Spain, - - - -		162	59	154					
Teneriffe, and other Canaries, - - - -				1½			120		
Spanish West Indies, - - - -							30		
Floridas and Louisiana, - - - -									
Total, - - - -		162	59	155½			150		
Portugal, - - - -				8½			35		
Madeira, - - - -		6	6½	122			120		
Fayal and other Azores, - - - -				35					
Cape de Verd Islands, - - - -									
Total, - - - -		6	6½	165½			155		
Italian Ports, - - - -		19		19					
Morocco, - - - -				4					
East Indies, generally, - - - -				9½			51,289	27,040	
Africa, generally, - - - -		1	1½	20½				490	
West Indies, generally, - - - -									
Northwest Coast of America, - - - -									
Uncertain, - - - -									
Grand Total, - - - -	17½	492	178	2,235½	2,248	60	76,466	32,336	6

## STATEMENT OF EXPORTS—Continued.

WHITHER EXPORTED.	WAX.			WOOD.			
	Bees.	Myrtle.	Whips.	Staves and Heading.	Shingles.	Shooks, Valts, Butts, Pipes, Hogs-heads, casks and Barrels.	Casks ready made.
	Pounds.		Number.	Number.			
Russia, — — — —							
Sweden, — — — —				1,800	76,000		
Swedish West Indies, — — — —							
Total, — — — —				1,800	76,000		
Denmark and Norway, — — — —	720			3,700			
Danish West Indies, — — — —				380,457	785,995		
Total, — — — —	720			384,150	785,995		
United Netherlands, — — — —	3,550			129,961	32,000		
Dutch West Indies and American colonies, — — — —	150		2	317,711	3,326,200	4,685	
Cape of Good Hope, — — — —				2,000			
Total, — — — —	3,700		2	449,672	3,358,200	4,685	
England, Man, and Berwick, — — — —	54,055	1,840		6,425,325	1,404,350	75	
Guernsey, Jersey, Sark, and Alderney, — — — —				55,000			
Scotland, — — — —	370			481,845			
Ireland, — — — —	80,370			2,496,035		132	
Gibraltar, — — — —				1,200			
Newfoundland and the British fisheries, — — — —				3,000			
British West Indies, — — — —			144	9,478,910	33,666,882	521	
British American colonies, — — — —				128,000	43,000		
Total, — — — —	134,795	1,840	144	19,069,315	35,114,232	728	
Imperial Ports of the Austrian Netherlands and Germany, — — — —	480			83,930			
Hamburg, Bremen, and other Hanse Towns, — — — —				7,000			
France, — — — —	9,260	32		448,942	714,500	610	
St. Pierre, Miquelon, and French fisheries, — — — —					20,000	66	
French West Indies, — — — —	2,381			5,345,210	33,653,779	35,420	243
Total, — — — —	11,641	32		5,794,152	34,388,279	36,096	243
Spain, — — — —	37,192	190		2,165,595		15	
Teneriffe and the other Canaries, — — — —	13,080			182,077			
Spanish West Indies, — — — —				6,100	245,600	32	54
Florida and Louisiana, — — — —	4,188			9,000	2,000	61	
Total, — — — —	54,460	190		2,362,772	247,600	108	54
Portugal, — — — —	10,563	210		428,558	11,170		
Madeira, — — — —	960			48,700			
Fayal and other Azores, — — — —	2,364			287,854		107	
Cape de Verd Islands, — — — —					18,000		
Total, — — — —	13,887	210		765,112	29,170	107	
Italian Ports, — — — —	4,705			26,950			
Morocco, — — — —						5	
East Indies, generally, — — — —	150			2,250		49	
Africa, generally, — — — —				6,900	23,000	11	
West Indies, generally, — — — —				97,580	183,500	243	
Northwest Coast of America, — — — —							
Uncertain, — — — —				10,000			
Grand Total, — — — —	224,538	2,272	146	29,061,590	74,205,976	42,032	297



## STATEMENT OF EXPORTS—Continued.

WHITHER EXPORTED.	WOOD.							
	Laths.	Hoops.	Hoop Poles.	Masts.	Bow-sprits.	Booms.	Spars.	Hand-spikes.
	Number.							
Russia, - - - -								
Sweden, - - - -							20	
Swedish West Indies, - - - -							20	
Total, - - - -							20	
Denmark and Norway, - - - -								
Danish West Indies, - - - -		38,475					104	
Total, - - - -		38,475					104	
United Netherlands, - - - -		3,000					2	348
Dutch West Indies and American colonies, - - - -		77,550		5			220	168
Cape of Good Hope, - - - -								840
Total, - - - -		80,550		5			222	1,356
England, Man, and Berwick, - - - -	5,000	8,550		267	27	55	939	22,997
Guernsey, Jersey, Sark, and Alderney, - - - -								
Scotland, - - - -								1,184
Ireland, - - - -	10,500	200		37	1		20	8,478
Gibraltar, - - - -								
Newfoundland and the British fisheries, - - - -								
British West Indies, - - - -	10,000	110,700	1,000	51	14	12	1,150	477
British American colonies, - - - -		3,000						
Total, - - - -	25,500	122,450	1,000	345	42	67	2,109	33,136
Imperial Ports of the Austrian Netherlands and Germany, - - - -								
Hamburg, Bremen, and other Hanse Towns, - - - -								
France, - - - -							1,014	100
St. Pierre, Miquelon, and French fisheries, - - - -								
French West Indies, - - - -		1,163,988	2,350	43		7	50	670
Total, - - - -		1,163,988	2,350	43		7	1,064	770
Spain, - - - -		4,500		1			13	96
Teneriffe and the other Canaries, - - - -								
Spanish West Indies, - - - -							80	
Floridas and Louisiana, - - - -		2,000						
Total, - - - -		6,500		1			93	96
Portugal, - - - -				9				
Madeira, - - - -								
Fayal and other Azores, - - - -		5,000						
Cape de Verd Islands, - - - -								
Total, - - - -		5,000		9				
Italian Ports, - - - -								
Morocco, - - - -								
East Indies, generally, - - - -							1,105	852
Africa, generally, - - - -			100	2			6	504
West Indies, generally, - - - -		5,200					260	
Northwest Coast of America, - - - -								
Uncertain, - - - -								
Grand Total, - - - -	25,500	1,422,155	3,450	405	42	74	4,983	36,714

## STATEMENT OF EXPORTS—Continued.

WHITHER EXPORTED.	WOOD.							
	Pumps.	Boxes & Brakes.	Blocks.	Oars.	Oar Rafters.	Tree-nails.	Cedar and Oak Knees.	Breast Hooks.
	Number.							
Russia, - - - - -								
Sweden, - - - - -							60	
Swedish West Indies, - - - - -								
Total, - - - - -							60	
Denmark and Norway, - - - - -								
Danish West Indies, - - - - -				50				
Total, - - - - -				50				
United Netherlands, - - - - -								
Dutch West Indies and American colonies, - - - - -	45		100	1,051	167	5,000	62	
Cape of Good Hope, - - - - -					5,000			
Total, - - - - -	45		100	1,051	5,167	5,000	62	
England, Man, and Berwick, - - - - -				8,575	4,000	27,975	283	50
Guernsey, Jersey, Sark, and Alderney, - - - - -								
Scotland, - - - - -					208	2,300		
Ireland, - - - - -				483	458	9,000	197	
Gibraltar, - - - - -								
Newfoundland and the British fisheries, - - - - -				58				
British West Indies, - - - - -				1,933	100		13	
British American colonies, - - - - -	2		100		857	1,500		
Total, - - - - -	2		100	11,049	5,623	40,775	493	50
Imperial Ports of the Austrian Netherlands and Germany, - - - - -								
Hamburg, Bremen, and other Hanse Towns, - - - - -				130				
France, - - - - -						130	415	
St. Pierre, Miquelon, and French fisheries, - - - - -				342				
French West Indies, - - - - -	33	56	50	11,432	1,990		37	
Total, - - - - -	33	56	50	11,774	1,990	130	452	
Spain, - - - - -					300			
Teneriffe and other Canaries, - - - - -								
Spanish West Indies, - - - - -			472	381				
Floridas and Louisiana, - - - - -								
Total, - - - - -			472	381	300			
Portugal, - - - - -								
Madeira, - - - - -								
Fayal and other Azores, - - - - -				665				
Cape de Verd Islands, - - - - -								
Total, - - - - -				665				
Italian Ports, - - - - -								
Morocco, - - - - -								
East Indies, generally, - - - - -			5,964	1,250				
Africa, generally, - - - - -			354	2,106				
West Indies, generally, - - - - -								
Northwest Coast of America, - - - - -								
Uncertain, - - - - -								
Grand Total, - - - - -	80	56	7,040	28,456	13,080	45,905	1,067	50

## STATEMENT OF EXPORTS—Continued.

WHITHER EXPORTED.	WOOD.						
	Car- lings.	Anchor Stocks.	Cedar Posts.	Oak Boards and Plank.	Pine Boards and Plank.	Boards and Plank of Maple, Birch, Ash, &c.	Scantling.
	Number.			Feet.			
Russia, - - - -	-	-	-	-	-	-	-
Sweden, - - - -	-	-	-	-	-	-	-
Swedish West Indies, - - - -	-	60	-	-	-	-	28,000
Total, - - - -	-	60	-	-	-	-	28,000
Denmark and Norway, - - - -	-	-	-	-	-	-	-
Danish West Indies, - - - -	-	-	-	3,000	677,829	1,000	153,194
Total, - - - -	-	-	-	3,000	677,829	1,000	153,194
United Netherlands, - - - -	-	-	-	-	-	-	-
Dutch West Indies and American colonies, - - - -	-	24	9,420	113,457	2,822,956	96,476	274,604
Cape of Good Hope, - - - -	-	-	-	-	10,000	-	2,400
Total, - - - -	-	24	9,420	113,457	2,832,956	96,476	277,004
England, Man, and Berwick, - - - -	13	420	695	504,038	5,676,096	109,961	396,489
Guernsey, Jersey, Sark, and Alderney, - - - -	-	-	-	-	1,400	-	-
Scotland, - - - -	-	-	-	44,536	139,659	800	549
Ireland, - - - -	-	27	300	66,484	229,858	3,878	9,050
Gibraltar, - - - -	-	-	-	-	-	-	-
Newfoundland, and the British fisheries, - - - -	-	-	-	-	54,100	-	-
British West Indies, - - - -	-	45	-	123,878	11,820,612	-	2,453,603
British American colonies, - - - -	-	-	-	14,267	270,558	7,500	-
Total, - - - -	13	492	995	753,203	18,192,283	122,139	2,859,691
Imperial Ports of the Austrian Netherlands and Germany, - - - -	-	-	-	-	-	-	-
Hamburg, Bremen, and other Hanse Towns, - - - -	-	-	-	-	-	-	-
France, - - - -	-	-	-	23,505	64,983	-	31,150
St. Pierre, Miquelon, and French fisheries, - - - -	-	-	-	-	49,542	-	-
French West Indies, - - - -	-	25	-	39,317	13,680,321	2,677,003	2,664,353
Total, - - - -	-	25	-	62,822	13,794,846	2,677,003	2,695,503
Spain, - - - -	-	49	-	7,200	206,290	-	74,303
Teneriffe and other Canaries, - - - -	-	-	-	-	-	-	-
Spanish West Indies, - - - -	-	-	38	5,615	101,703	-	6,750
Floridas and Louisiana, - - - -	-	-	-	-	1,000	1,000	-
Total, - - - -	-	49	38	12,815	308,993	1,000	81,053
Portugal, - - - -	-	-	-	-	134,544	-	5,000
Madeira, - - - -	-	-	-	-	14,600	-	2,546
Fayal and other Azores, - - - -	-	-	-	-	401,161	-	26,171
Cape de Verd Islands, - - - -	-	-	-	-	14,300	-	-
Total, - - - -	-	-	-	-	564,605	-	33,717
Italian Ports, - - - -	-	-	-	-	1,022	-	-
Morocco, - - - -	-	-	-	-	-	-	-
East Indies, generally, - - - -	-	159	-	6,728	13,900	290,000	99,710
Africa, generally, - - - -	-	-	-	11,797	311,707	272,055	9,624
West Indies, generally, - - - -	-	-	-	-	590,787	-	-
Northwest Coast of America, - - - -	-	-	-	-	-	-	-
Uncertain, - - - -	-	-	-	-	-	4,000	-
Grand Total, - - - -	13	809	10,453	963,822	37,288,928	3,463,673	6,237,496

## STATEMENT OF EXPORTS—Continued.

WHITHER EXPORTED.	wood.						
	Timber.			Lignum Vita.	Logwood, and Nicaragua.	Logs, and pieces of different kinds of timber.	Mahogany, Lignum Vita, Log- wood, &c.
	Oak, Pine, Walnut, Ash, Maple, Elm, Ce- dar, Beech, Birch, Holly, &c.		Mahoga- ny.				
	Feet.	Tons.	Tons.	112 p'nds.	112 p'nds.	No. of logs & pieces.	
Russia, - - - - -							
Sweden, - - - - -							
Swedish West Indies, - - - - -		58					
Total, - - - - -		58					
Denmark and Norway, - - - - -							
Danish West Indies, - - - - -	39,224	-	-	-	-	10	
Total, - - - - -	39,224	-	-	-	-	10	
United Netherlands, - - - - -			5	1,120	100	-	2,323
Dutch West Indies and American colonies, - - - - -	46,000	751					
Cape of Good Hope, - - - - -							
Total, - - - - -	46,000	751	5	1,120	100	-	2,323
England, Man, and Berwick, - - - - -	383,174	9,499	-	-	-	25,864	
Guernsey, Jersey, Sark, and Alderney, - - - - -		25	-	-	-	22	
Scotland, - - - - -	2,367	2,210	-	-	-	11,330	
Ireland, - - - - -							
Gibraltar, - - - - -							
Newfoundland and the British fisheries, - - - - -							
British West Indies, - - - - -	1,360,361	140	-	20	-	334	
British American colonies, - - - - -		10	-	20	-		
Total, - - - - -	1,745,902	11,884	-	40	-	37,550	
Imperial Ports of the Austrian Netherlands and Germany, - - - - -							807
Hamburg, Bremen, and other Hanse Towns, - - - - -							
France, - - - - -							
St. Pierre, Miquelon, and French Fisheries, - - - - -							
French West Indies, - - - - -	338,511	535	-	-	-	1,120	
Total, - - - - -	338,511	535	-	-	-	1,120	
Spain, - - - - -	1,300	536	-	-	5½	-	91
Teneriffe and other Canaries, - - - - -							
Spanish West Indies, - - - - -							
Floridas and Louisiana, - - - - -							
Total, - - - - -	1,300	536	-	-	5½	-	91
Portugal, - - - - -	9,200	-	-	20	-	-	30
Madeira, - - - - -		11	-	-	-	-	
Fayal and other Azores, - - - - -							
Cape de Verd Islands, - - - - -							
Total, - - - - -	9,200	11	-	20	-	-	30
Italian Ports, - - - - -							
Morocco, - - - - -							
East Indies, generally, - - - - -							
Africa, generally, - - - - -							
West Indies, generally, - - - - -							
Northwest Coast of America, - - - - -							
Uncertain, - - - - -							
Grand Total, - - - - -	2,180,137	18,775	5	1,180	105½	38,680	3,251

## STATEMENT OF EXPORTS—Continued.

WHITHER EXPORTED.	WOOD.								
	Oak, Pine, Ash, Maple, Elm, Hick- ory, &c.	Oak Bark.	Oak Bark, ground.	Mast Hoops.	Axe Helves.	Truss Hoops.	Yokes & Bows, for Oxen.	Lock Stocks	Worm Tubs.
	Number of Cords.	Hhds.	Dozens.	Dozens.	Sets.	Sets.	No.	No.	
Russia, - - -									
Sweden, - - -									
Swedish West Indies, - - -									
Total, - - -									
Denmark and Norway, - - -									
Danish West Indies, - - -							16		
Total, - - -							16		
United Netherlands, - - -	3								
Dutch West Indies and American colonies, - - -				27		6			
Cape of Good Hope, - - -									
Total, - - -	3			27		6			
England, Man, and Berwick, - - -	362	13	790	24	60			4,000	
Guernsey, Jersey, Sark, and Alderney, - - -									
Scotland, - - -			13						
Ireland, - - -	102	41	50						
Gibraltar, - - -									
Newfoundland and the British fisheries, - - -									
British West Indies, - - -		3							
British American colonies, - - -									
Total, - - -	464	57	853	24	60			4,000	
Imperial Ports of the Austrian Netherlands and Germany, - - -									
Hamburg, Bremen, and other Hanse Towns, - - -									
France, - - -	32								
St. Pierre, Miquelon, and French fisheries, - - -			64	55		9	181		
French West Indies, - - -									
Total, - - -	32		64	55		9	181		
Spain, - - -			123						
Teneriffe and other Canaries, - - -									
Spanish West Indies, - - -									
Floridas and Louisiana, - - -									
Total, - - -			123						
Portugal, - - -									
Madeira, - - -									
Fayal and other Azores, - - -									
Cape de Verd Islands, - - -									
Total, - - -									
Italian Ports, - - -									
Morocco, - - -									
East Indies, generally, - - -				42					
Africa, generally, - - -									
West Indies, generally, - - -									
Northwest Coast of America, - - -									
Uncertain, - - -									
Grand Total, - - -	449	57	1,040	148	60	15	197	4,000	6

## STATEMENT OF EXPORTS—Continued.

WHITHER EXPORTED.	WOOD.						Total value to each Kingdom and its Dominions. Dollars. Cents.
	Wheel-barrows.	Wheels, for Carts & wagons	Spokes and Fellows.	Spinning Wheels.	Tubs, Pails, &c.	Bowls, Dishes, Platters, &c.	
	Number.			Dozens.			
Russia, - - - -	-	-	-	-	-	-	3,570 00
Sweden, - - - -	-	-	-	-	-	-	14,871 00
Swedish West Indies, - - - -	-	-	-	-	-	-	6,995 02
Total, - - - -	-	-	-	-	-	-	21,866 02
Denmark and Norway, - - - -	-	-	-	-	-	-	78,491 84
Danish West Indies, - - - -	-	-	-	-	-	-	198,781 69
Total, - - - -	-	-	-	-	-	-	277,273 53
United Netherlands, - - - -	-	-	-	-	-	-	915,762 53
Dutch West Indies and American colonies, - - - -	-	-	-	6	-	90	697,948 28
Cape of Good Hope, - - - -	-	-	-	-	-	-	21,114 85
Total, - - - -	-	-	-	6	-	90	1,634,825 66
England, Man, and Berwick, - - - -	-	-	6,972	-	-	31	4,422,470 55
Guernsey, Jersey, Sark, and Alderney, - - - -	-	-	-	-	-	-	2,845 00
Scotland, - - - -	-	-	-	-	-	-	520,079 60
Ireland, - - - -	-	-	6,000	-	-	-	961,052 61
Gibraltar, - - - -	-	-	-	-	-	-	25,958 90
Newfoundland and the British fisheries, - - - -	-	-	-	-	-	-	27,485 84
British West Indies, - - - -	-	4	-	-	28	-	1,723,266 03
British American colonies, - - - -	-	4	-	10	-	13	270,259 68
Total, - - - -	-	8	12,972	10	28	44	7,953,418 21
Imperial Ports of the Austrian Netherlands and Germany, - - - -	-	-	-	-	-	-	362,010 21
Hamburg, Bremen, and other Hanse Towns. - - - -	-	-	-	-	-	-	64,259 25
France, - - - -	-	-	-	-	-	-	806,882 21
St. Pierre, Miquelon, and French fisheries, - - - -	-	-	-	1	-	-	26,186 00
French West Indies, - - - -	6	42	-	-	-	16	3,465,694 05
Total, - - - -	6	42	-	1	-	16	4,298,762 26
Spain, - - - -	-	-	-	-	-	12	1,172,562 55
Teneriffe and the other Canaries, - - - -	-	-	-	-	-	-	38,276 19
Spanish West Indies, - - - -	-	-	-	-	6	8	65,221 29
Floridas and Louisiana, - - - -	-	-	-	-	-	-	25,226 92
Total, - - - -	-	-	-	-	6	20	1,301,286 95
Portugal, - - - -	-	-	-	-	-	6	581,711 26
Madeira, - - - -	-	-	-	-	-	-	157,423 21
Fayal and other Azores, - - - -	-	-	-	-	-	-	294,254 00
Cape de Verd Islands, - - - -	-	-	-	-	-	-	6,308 00
Total, - - - -	-	-	-	-	-	6	1,039,696 47
Italian Ports, - - - -	-	-	-	-	-	-	31,726 90
Morocco, - - - -	-	-	-	-	-	-	3,660 50
East Indies, generally, - - - -	-	-	-	-	-	-	318,623 46
Africa, generally, - - - -	-	-	-	-	-	-	168,477 92
West Indies, generally, - - - -	-	-	-	-	-	-	59,434 36
Northwest Coast of America, - - - -	-	-	-	-	-	-	3,380 00
Uncertain, - - - -	-	-	-	-	-	-	29,274 75
Grand Total, - - - -	6	50	12,972	17	34	170	17,571,551 45

N. B. Two quarterly returns for Charleston, in South Carolina, are deficient; also for several inferior ports.

2nd CONGRESS.]No. 13.[1st Session.

IMPORTS AND TONNAGE DUTIES, AND A STATEMENT OF THE EXPORTS, FOR THE  
YEAR ENDING SEPTEMBER 30, 1791.

COMMUNICATED TO THE HOUSE OF REPRESENTATIVES, MARCH 28, 1792.

TREASURY DEPARTMENT, *March 28, 1792.*

SIR:

In pursuance of the order of the House of Representatives, of the 10th day of November last, I have the honor to transmit returns of duties arising on Imports and Tonnage, within the United States, for the year ending the 30th day of September last; also, a return of Exports, within the same year, excepting two quarters of the district of Charleston, in South Carolina, and a few quarters of some of the small ports. These documents would have been transmitted earlier, but the delay of the returns from Charleston, arising from the death of the late collector of that district, has rendered it impossible.

I have the honor to be, with the greatest respect, Sir, your most obedient

and most humble servant,

ALEXANDER HAMILTON.

The Honorable the SPEAKER of the *House of Representatives.*

*Abstract of Duties arising on Goods, Wares, and Merchandise, imported into the United States, commencing on the 1st of October, 1790, and ending the 30th of September, 1791.*

STATES.	Gross amount of Duties.	Discount of ten per cent. on Goods imported in American Vessels,	Addition of ten per cent. on Goods imported in Foreign Vessels.	Total amount of Duties.	Expense of collection.	Drawbacks.	Bounties.	Nett amount of Duties.
New Hampshire, - - - - -	29,429 44	455 24	36 49½	29,010 69½	1,553 81½	144 91	311 68	27,000 29
Massachusetts, - - - - -	480,129 47½	10,528 97½	1,448 95½	471,049 45½	25,953 83½	11,130 43½	13,258 00¾	420,707 17½
Rhode Island, - - - - -	115,350 42½	1,906 37½	15 68	113,459 72¾	4,924 88½	389 10	1,043 39	107,102 35¾
Connecticut, - - - - -	112,728 47	1,762 49	1,653 04	112,619 02	5,593 29¾	- - -	674 19½	106,351 53¾
New York, - - - - -	639,165 53½	5,202 65	15,565 50	649,528 38½	13,460 45	16,416 33	117 44	619,534 16½
New Jersey, - - - - -	7,162 56	214 49	- - -	6,948 07	349 38½	- - -	- - -	6,598 68¾
Pennsylvania, - - - - -	727,133 37	10,162 19	13,179 85	730,151 03	15,280 48	6,915 26	- - -	707,955 29
Delaware, - - - - -	20,036 52½	571 05	203 67	19,669 14½	1,246 96½	138 32	- - -	18,283 86
Maryland, - - - - -	338,035 25	4,798 02	6,009 70¾	339,246 93¾	11,223 62½	5,058 38½	- - -	322,964 92½
Virginia, - - - - -	340,303 03¾	5,143 70½	11,502 56	346,661 88¾	11,176 49½	461 66	27 90	334,995 83¾
North Carolina, - - - - -	62,065 11½	781 97	1,788 52	63,071 66½	4,180 78¾	29 45½	- - -	58,861 42½
South Carolina, - - - - -	239,912 99	3,118 33	8,166 95	244,961 61	10,879 38	- - -	- - -	234,082 23
Georgia, - - - - -	43,634 91½	334 87	1,796 59	45,096 63½	2,692 77	118 77	- - -	42,285 09½
Total, - - - - - Dollars,	3,155,087 09¾	44,980 35½	61,367 51¼	3,171,474 25½	108,516 16¾	40,802 62	15,432 61¼	3,006,722 85¾

TREASURY DEPARTMENT, Register's Office, March 15, 1792.

JOSEPH NOURSE, Register.



General Abstract of the Duties arising on the Tonnage of Vessels entered into the United States from the 1st of October, 1790, to 30th September, 1791.

STATES.	United States' Vessels.		United States' Coasters.		United States' Fisheries.		France.		Great Britain.		Spain.		Portugal.	
	Tons. 95ths.	Dolls. Cts.	Tons. 95ths.	Dolls. Cts.	Tons. 95ths.	Dolls. Cts.	Tons. 95ths.	Dolls. Cts.	Tons. 95ths.	Dolls. Cts.	T'ns. 95ths.	Dolls. Cts.	T'ns. 95ths.	Dolls. Cts.
New Hampshire, -	10,839	650 34	1,560	93 60	629	37 74	261	132 00	1,386	693 00	-	-	162	81 00
Massachusetts, -	96,564.25	5,822 98½	46,063.94	2,767 56	29,560.27	1,774 70½	404.57	202 28	22,495.93	11,251 21½	-	-	248.69	124 37
Rhode Island, -	19,196.70	1,151 84¾	9,103.18	546 25¾	810.87	48 65½	88.18	26 46	280.71	140 37½	47	23 50	-	-
Connecticut, -	19,728.63	1,183 72	8,098.48	487 70½	913.32	54 80	-	-	3,966.71	1,983 23½	59.59	29 80	-	-
New York, - -	40,334.47	2,720 85	5,725	343 38	567.24	34 03	1,503 24	751 60	35,154.47	17,576 56	243.24	121 62	1,563.71	781 85
New Jersey, - -	1,213.24	72 79	4,567.92	274 34	-	-	-	-	-	-	-	-	-	-
Pennsylvania, -	50,327.64	3,234 34	3,923.40	235 42	-	-	967	483 50	27,327.48	13,664 12	2,062.79	1,025 90	2,533 14	1,266 61
Delaware, - -	4,610.23	276 61½	1,187	71 22	-	-	-	-	1,913.24	956 62	-	-	-	-
Maryland, - -	33,375.11	2,029 34	7,836.16	470 12½	537.47	32 25	714.48	357 25	18,215.55	9,107 78¾	503	251 50	589	294 50
Virginia, - -	32,041.6	1,922 36½	10,636.60	638 77	72.71	4 36½	2,414.34	1,207 18	44,812.9	22,406 70	65	32 50	-	-
North Carolina, -	23,962.75	1,437 80¾	6,796.31	438 56¾	-	-	436.79	218 42	13,662.59	6,831 31½	-	-	-	-
South Carolina, -	22,497.55	1,349 75	4,675.38	280 77	25	1 50	339.5	169 52	20,827.80	10,413 47	1,670.32	835 14	56.21	28 11
Georgia, - -	7,063.40	423 80	733.20	43 96	-	-	391.60	195 82	16,165.75	8,082 88	102.53	51 26	-	-
Total, -	361,754.28	22,276 54½	110,906.77	6,691 67½	33,116.3	1,988 04½	7,523.40	3,744 03	206,208.62	103,107 27½	4,753.57	2,371 22	5,152.80	2,576 44

GENERAL ABSTRACT—Continued.

STATES.	United Netherlands.		Germany.		Hanse Towns.		Denmark.		Sweden and Russia.		Total American Tonnage.		Total Foreign Tonnage.		Total Foreign and Domestic.	
	T'ns. 95ths.	Dolls. Cts.	T's 95ths	Dls. Cts.	T's 95ths	Dolls. Cts.	T'ns. 95ths.	Dls. Cts.	T's 95ths	Dls. Cts.	Tons. 95ths.	Dolls. Cts.	Tons. 95ths.	Dolls. Cts.	Tons. 95ths.	Dolls. Cts.
New Hampshire, -	-	-	-	-	-	-	-	-	-	-	13,028	781 68	1,812	888 40	14,840	1,670 08
Massachusetts, -	131	65 50	-	-	-	-	531.16	265 68	319.92	160 00	172,084.51	10,359 13	24,131.42	12,046 60½	196,215.93	22,405 73½
Rhode Island, -	100.51	50 26½	-	-	-	-	-	-	-	-	29,110.80	1,729 90	516.45	240 60	29,627.30	1,970 50
Connecticut, -	100.21	50 11	-	-	-	-	-	-	-	-	28,740.48	1,726 22½	4,126.56	2,063 14½	32,867.9	3,789 37
New York, - -	1,079.71	539 85	-	-	-	-	-	-	-	-	46,626.71	3,098 26	39,544.47	19,448 08	86,171.23	22,546 34
New Jersey, - -	-	-	-	-	-	-	-	-	-	-	5,234.69	302 94	-	-	5,234.69	302 94
Pennsylvania, -	251.88	125 98	-	-	-	-	219	109 50	225.32	112 67	53,186.24	3,405 87	33,586.71	16,686 86	86,773	20,092 73
Delaware, - -	163	81 50	-	-	-	-	-	-	-	-	5,797.23	347 83½	2,076.24	1,038 12	7,873.47	1,385 95½
Maryland, - -	1,372.47	686 25	463	231 50	-	-	497	248 50	-	-	41,748.74	2,531 23½	22,354.55	10,699 22¾	64,103.34	13,230 46½
Virginia, - -	180	96 00	-	-	-	-	194.43	97 25	-	-	42,750.42	2,565 50	47,665.86	22,947 59	90,416.33	25,513 09
North Carolina, -	73	36 50	-	-	-	-	-	-	136.59	68 31	30,759.11	1,876 37	14,309.7	7,019 54½	45,068.18	8,895 91½
South Carolina, -	194.68	97 36	-	-	2,603.9	1,301 50	-	-	76.54	38 28	27,197.93	1,632 02	25,767.79	12,883 38	52,965.77	14,515 40
Georgia, - -	243.88	121 96	-	-	218.54	109 28	-	-	-	-	7,796.60	467 76	17,122.45	8,561 20	24,919.10	9,028 96
Total, -	3,890.54	1,945 27½	463	231 50	2,821.63	1,410 78	1,441.59	720 93	758.47	379 26	504,061.76	30,824 72½	233,013.82	114,522 75	737,075.63	145,347 47½

TREASURY DEPARTMENT, Register's Office, March 9th, 1792.

JOSEPH NOURSE, Register.

*Abstract of Goods, Wares, and Merchandise, exported from the United States, from the 1st October, 1790, to the 30th September, 1791.*

SPECIES OF MERCHANDISE.	QUANTITY.	VALUE.
Ashes, Pot	tons,	3,083 <sup>74</sup> / <sub>100</sub>
Ashes, Pearl	"	3,197 <sup>60</sup> / <sub>100</sub>
Apples,	barrels,	12,352
Bricks,	number,	737,764
Boats,	"	99
Bellows for smiths,	"	4
Beer, Ale, and Porter,	gallons,	44,526
Ditto, bottled,	dozens,	719
Boots,	pairs,	482
Boot-legs,	"	17
Brimstone,	pounds,	3,280
Blacking or Lampblack,	"	8,518
Bayberries,	bushels,	18
Cider,	barrels,	1,694
Ditto, bottled,	dozens,	310
Chalk,	tons,	10
Cotton,	pounds,	189,316
Coffee,	"	962,977
Cocoa,	"	8,322
Chocolate,	boxes,	497
Candles, Myrtle Wax,	"	348
Wax,	"	185
Tallow,	"	2,745
Cables and Cordage,	per 112 lbs.	3,533
Copper Ore,	"	20
Pig,	"	216
Sheet,	"	296
Manufactured,	pounds,	1,480
Coals,	bushels,	3,788
Cranberries,	"	720
Corks,	groce,	300
Corn Fans,	number,	1
Canes and Walking Sticks,	"	598
Cotton and Wool Cards,	dozens,	25
<i>Carriages.</i>		
Coaches, Chariots, Phaetons, Chairs, &c.	number,	85
Wagons and Carts,	"	25
Duck, American	bolts,	478
Russia,	"	235
<i>Drugs and Medicines.</i>		
Glauber Salts,	pounds,	1,580
Pink, China, and Snake Root, &c.	"	14,900
Sassafras Bark,	tons,	3 <sup>1</sup> / <sub>2</sub>
Sassafras Wood or Root,	"	34 <sup>1</sup> / <sub>4</sub>
<i>Earthen and Stone Ware.</i>		
Stone,	dozens,	55
Yellow or Queens,	crates,	157
Flaxseed,	casks,	58,492
Flax,	pounds,	18,600
Feathers,	"	900
Flints,	number,	40,000
Frames of vessels,	"	1
Scows,	"	6
Boats,	"	10
Houses,	"	195
Windows and doors,	"	31
<i>Furniture, House.</i>		
Tables,	"	75
Bedsteads,	"	18
Desks,	"	78
Bureaux,	"	21
Sofas and Settees,	"	59
Clocks,	"	8
Clock Cases,	"	3
Chests,	"	705
Chairs, Windsor,	"	5,134
Chairs, Rush,	"	738
<i>Fisheries.</i>		
Fish, dried,	quin. per 112 lbs.	383,237
Fish, pickled,	barrels,	57,424
Oil, whale,	gallons,	447,323
Oil, Spermaceti,	"	134,595
Candles, ditto,	boxes,	4,560
Whale bone,	pounds,	124,829
Ginseng,	"	29,208
Grindstones,	number,	125
Glass Ware,	crates,	21
Ditto for windows,	boxes,	92
<i>Groceries.</i>		
Cassia and Cinnamon,	pounds,	1,778
Cloves,	"	900
Pimento,	"	141,701
Pepper,	"	492
Brown Sugar,	"	73,304
Loaf Sugar,	"	1,157

## STATEMENT—Continued.

SPECIES OF MERCHANDISE.		QUANTITY.	VALUE.
Other Sugars,	pounds,	1,200	132 00
Raisins,	"	400	64 00
<i>Grain and Pulse.</i>			
Wheat,	bushels	1,018,339	1,018,339 00
Rye,	"	36,787	19,470 61
Barley,	"	35	23 33
Indian corn,	"	1,713,241	856,620 50
Oats,	"	116,634	23,326 80
Buckwheat,	"	14,499	4,784 67
Peas and Beans,	"	165,273	123,954 75
Horns and Horn Tips,	number,	119,776	1,348 00
Hides, raw,	"	704	1,408 00
Hats,	"	435	1,305 00
Honey,	gallons,	1,740	1,044 00
Hops,	pounds,	650	200 00
Hemp,	do.	1,544	103 00
Hay,	tons,	2,006	25,075 00
<i>Iron, wrought.</i>			
Axes,	number,	979	979 00
Hoes,	do.	200	99 96
Drawing Knives,	do.	24	4 00
Scythes,	do.	48	48 00
Locks and Bolts,	do.	2,000	600 00
Shovels,	do.	261	130 50
Skimmers and Ladles,	pair,	15	50 00
Anchors,	number,	175	5,300 00
Grappels,	do.	18	244 00
Muskets,	do.	160	800 00
Cutlasses,	do.	72	144 00
Knives and Forks,	do.	240	10 00
Chests of carpenters' Tools,	do.	4	200 00
<i>Iron Castings.</i>			
Wagon boxes,	pairs,	50	83 00
Pots, kettles, and other castings,	number,	808	600 00
Cannon,	do.	37	1,110 00
Swivels,	do.	8	24 00
Shot for cannon,	do.	1,000	150 00
Iron the ton.			
Pig,	tons,	4,178 $\frac{3}{4}$	108,647 50
Bar,	do.	349 $\frac{1}{2}$	27,960 00
Nail Rods,	do.	8	800 00
Hoops,	do.	16 $\frac{1}{2}$	1,930 00
Indigo, [see note A.]	lbs. and sundry casks.	497,720	570,234 00
Leather tanned and dressed,	pounds,	5,424	1,356 00
Lime,	bushels,	1,320	198 00
Lead sheet,	sheets,	45	1,650 00
Pig,	tons,	16 $\frac{1}{2}$	1,848 00
Shot,	pounds,	6,473	388 38
<i>Live Stock.</i>			
Horned cattle,	number,	4,627	84,442 67
Horses,	do.	6,975	279,000 00
Mules,	do.	444	17,760 00
Sheep,	do.	10,377	17,640 90
Deer,	do.	4	16 00
Hogs,	do.	16,803	45,368 10
Poultry,	dozens,	10,217	15,325 50
Merchandise or dry goods, foreign,	packages estimated at,	1,439	120,000 00
Molasses,	gallons,	12,721	2,544 20
Millstones,	number,	2	200 00
Mustard,	pounds,	710	390 00
Madder,	do.	1,034	258 50
Nails,	do.	130,293	19,543 95
Negro slaves,	number,	24	3,808 00
Nankeens,	pieces,	7,070	10,605 00
Nuts,	bushels,	1,240	1,240 00
<i>Naval Stores, [see note A.]</i>			
Pitch,	barrels,	3,818	6,681 50
Tar,	do.	51,044	76,566 00
Rosin,	do.	228	570 00
Turpentine,	do.	58,107	116,214 00
Spirits turpentine,	gallons,	1,172	586 00
Oil linseed,	do.	90	45 00
Porcelain or china ware,	boxes,	2	24 00
Powder gun,	pounds,	25,854	1,405 60
Hair,	do.	1,276	319 00
Pomatum,	do.	45	22 50
Paints,	do.	1,520	304 00
Pipes,	box,	1	2 00
Printing Presses,	number,	4	200 00
Plaster of Paris,	tons,	4	32 00
<i>Provisions.</i>			
Rice, [see note A.]	tierces,	73,329	1,136,599 50
Flour,	barrels,	619,681	3,408,245 50
Ship Stuff,	do.	6,484	12,968 00
Rye Meal,	do.	24,062	60,155 00
Indian Meal,	do.	70,339	140,678 00

## STATEMENT—Continued.

SPECIES OF MERCHANDISE.		QUANTITY.	VALUE.
Buckwheat Meal,	barrels,	422	1,603 60
Oat Meal	do.	6	16 00
Bread,	do.	100,279	250,697 50
Beef,	do.	62,371	374,226 00
Pork,	do.	26,635	266,350 00
Crackers,	kegs,	15,346	6,138 40
Hams and Bacon,	pounds.	295,647	26,590 23
Venison and Mutton Hams,	do.	600	120 00
Cheese,	do.	120,901	8,463 07
Lard,	do.	522,715	41,817 20
Butter,	firkins,	16,670	91,685 00
Sausages,	pounds,	250	25 00
Fresh Beef,	do.	92,269	3,690 76
Fresh Pork,	do.	29,334	1,760 04
Carcases, of Mutton,	number,	561	2,805 00
Neats Tongues,	barrels,	160	1,200 00
Oysters, pickled,	kegs,	1,228	2,456 00
Potatoes,	bushels,	22,263	5,565 75
Onions,	do.	42,420	21,210 00
Other Vegetables,	sundries.	-	1,000 00
Reeds,	number.	15,450	77 50
<i>Spirits.</i>			
Rum, American,	gallons,	513,234	205,293 60
Rum, West India,	do.	4,742	3,793 60
Brandy,	do.	158	158 00
Brandy, Peach.	do.	753	753 00
Gin,	do.	10,252	8,201 60
Ditto,	cases,	3,817	15,268 00
Ditto,	jugs,	3,039	509 75
Cordials,	cases,	69	207 00
<i>Saddlery.</i>			
Saddles, Men's	number,	414	1,968 00
Bridles,	"	402	450 00
Coach and other Carriage Harness,	setts,	74	1,740 00
Wagon and Cart Gears,	"	8	50 00
Shoes, men's and women's,	pairs,	7,046	6,341 40
Soap,	boxes,	691	2,764 00
Sago,	pounds,	2,382	382 82
Starch,	"	160	90 60
Snuff,	"	15,689	3,137 80
Steel,	bundles,	1,375	7,333 33
Silk, raw	pounds,	153	425 34
Silver, old	ounces,	103	103 00
Salt,	bushels,	4,208	1,052 00
Spruce, Essence of	cases,	94	517 00
<i>Seeds.</i>			
Garden,	pounds,	1,060	1,060 00
Mustard,	"	660	88 00
Hay,	"	60	8 00
Cotton,	bushels,	109	104 99
<i>Skins and Furs.</i>			
Morocco,	number of,	132	264 00
Calf, in hair,	"	402	321 60
Deer and Moose,	"	1,063	565 00
Seals,	"	2,672	13,360 00
Bear, Wolf and Tiger,	"	37	56 57
Otter,	"	100	166 67
Deer skins,	pounds,	49,011	24,555 50
Skins and Furs unknown,	casks & packets,	889	132,000 00
Tobacco, [see note A.]	hogsheads,	101,272	3,469,448 00
Ditto, manufactured,	pounds,	81,122	12,168 60
Types,	boxes,	3	300 00
Tallow,	pounds,	317,195	28,547 55
Twine,	per 112 lb.	19 $\frac{3}{4}$	441 86
Tow Cloth,	yards,	6,850	1,233 00
Toys for children,	dozens,	112 $\frac{1}{2}$	225 00
Tin,	boxes,	9	120 00
Ditto, manufactured,	dozens,	15 $\frac{1}{2}$	80 00
<i>Teas.</i>			
Bohea,	chests,	17 $\frac{1}{2}$	1,750 00
Souchong,	"	492	24,600 00
Green,	"	178	5,340 00
Hyson,	"	2,235 $\frac{3}{4}$	145,323 75
Vinegar,	gallons,	2,248	562 00
Varnish,	"	60	20 00
<i>Wines.</i>			
Madeira,	"	76,466	99,405 80
Other wines,	"	32,336	24,252 00
Bottled,	dozens,	6	42 00
<i>Wax.</i>			
Bees,	pounds,	224,538	53,889 12
Myrtle,	"	2,272	272 64
Whips,	number,	146	26 00

## STATEMENT—Continued.

SPECIES OF MERCHANDISE.				QUANTITY.	VALUE.	
Wood.	Staves and heading,	-	-	number	29,061,590	369,663 00
	Shingles,	-	-	"	74,205,976	133,570 00
	Shooks, cask,	-	-	"	42,032	29,422 40
	Casks,	-	-	"	297	297 00
	Laths,	-	-	"	25,500	20 40
	Hoops,	-	-	"	1,422,155	14,221 55
	Hoop-poles,	-	-	"	3,422	27 60
	Masts,	-	-	"	405	3,645 00
	Bowsprits,	-	-	"	42	420 00
	Booms,	-	-	"	74	148 00
	Spars,	-	-	"	4,983	7,474 50
	Handspikes,	-	-	"	36,714	1,529 75
	Pumps,	-	-	"	80	120 00
	Boxes and Brakes,	-	-	"	56	14 00
	Blocks,	-	-	"	7,040	2,000 00
	Oars,	-	-	"	28,456	5,691 20
	Oar Rafters,	-	-	"	13,080	2,616 00
	Treenails,	-	-	"	45,905	137 71
	Cedar and oak Knees,	-	-	"	1,067	746 90
	Breast Hooks,	-	-	"	50	100 00
	Carlings,	-	-	"	13	13 00
	Anchor Stocks,	-	-	"	809	404 50
	Cedar Posts,	-	-	"	10,453	2,976 50
	Oak Boards and Plank,	-	-	feet,	963,822	3,638 22
	Pine Boards and Plank,	-	-	"	37,288,928	223,733 56
	Other Boards and Plank,	-	-	"	3,463,673	34,636 73
	Scantling,	-	-	"	6,237,496	31,187 48
Timber.	Oak, pine, &c.	-	-	"	2,180,137	21,801 37
	Ditto, ditto,	-	-	tons,	13,775	41,325 00
	Mahogany,	-	-	"	5	22 00
	Lignumvite,	-	-	per 112 lb.	1,180	354 00
	Logwood and Nicaragua,	-	-	"	105½	105 50
	Mahogany, Logwood, &c.	-	-	pieces,	3,251	2,879 86
	Oak, Pine, &c.	-	-	"	38,680	18,000 00
	Cords of oak, pine, hickory, &c.	-	-	cords,	499	748 50
	Ditto, of oak Bark,	-	-	"	57	114 00
	Oak Bark, ground,	-	-	hhds.	1,040	6,240 00
	Mast Hoops,	-	-	dozens,	148	111 00
	Axe Helves,	-	-	"	149	74 50
	Truss Hoops,	-	-	sets,	15	37 50
	Yokes and Bows, for oxen,	-	-	"	197	295 50
	Lock Stocks,	-	-	number,	4,000	60 00
	Worm Tubs,	-	-	"	6	30 00
	Wheelbarrows,	-	-	"	6	9 60
	Wagon and cart Wheels,	-	-	pairs,	25	300 00
	Spokes and feloes,	-	-	number,	12,972	1,621 50
	Spinning Wheels,	-	-	"	17	51 00
	Tubs, Pails, &c.	-	-	dozens,	34	150 00
	Bowls, Dishes, Platters, &c.	-	-	"	170	340 00
						\$ 17,571,551 45

(A.) Returns for two quarters, from Charleston and from several small ports, are deficient.

## SUMMARY OF EXPORTS.

*A summary of the value and destination of the Exports of the United States, agreeably to the foregoing abstract.*

To the dominions of Russia,	-	-	-	-	-	\$3,570 00
To the dominions of Sweden,	-	-	-	-	-	21,866 02
To the dominions of Denmark,	-	-	-	-	-	277,273 53
To the dominions of the United Netherlands,	-	-	-	-	-	1,634,825 66
To the dominions of Great Britain,	-	-	-	-	-	7,953,418 21
To the Imperial Ports of the Austrian Netherlands and Germany,	-	-	-	-	-	362,010 21
To Hamburg, Bremen, and other Hanse Towns,	-	-	-	-	-	64,259 25
To the dominions of France,	-	-	-	-	-	4,298,762 26
To the dominions of Spain,	-	-	-	-	-	1,301,286 95
To the dominions of Portugal,	-	-	-	-	-	1,039,696 47
To the Italian Ports,	-	-	-	-	-	31,726 90
To Morocco,	-	-	-	-	-	3,660 50
To the East Indies, generally,	-	-	-	-	-	318,628 46
To Africa, generally,	-	-	-	-	-	168,477 92
To the West Indies, generally,	-	-	-	-	-	59,434 36
To the Northwest Coast of America,	-	-	-	-	-	3,380 00
To Europe and the West Indies for a market,	-	-	-	-	-	29,274 75
					Total,	\$17,571,551 45

TREASURY DEPARTMENT, March 28, 1792.

TENCH COXE, Assistant Secretary.

2d CONGRESS.]No. 14.[1st SESSION.]

## EXPORTS FOR THE YEAR ENDING SEPTEMBER 30, 1791.

COMMUNICATED TO THE HOUSE OF REPRESENTATIVES, APRIL 17, 1792.

TREASURY DEPARTMENT, *April 17, 1792.*

SIR: In obedience to an order of the House, of the 2d instant, I transmit an abstract of the goods, wares, and merchandise, exported from each State, from the 1st October, 1790, to the 30th September, 1791.

ALEXANDER HAMILTON, *Secretary of the Treasury.*The SPEAKER of the *House of Representatives.*

Abstract of Goods, Wares, and Merchandise, exported from each State, from 1st October, 1790, to the 30th September, 1791.

	New Hampshire.	Massachusetts.	Rhode Island.	Connecticut.	New York.	New Jersey.	Pennsylvania.	Delaware.	Maryland.	Virginia.	North Carolina.	South Carolina.	Georgia.	Total.
<i>Ashes.</i>														
Pot . . . . . tons,	37.80	783.20	48.33	.	.	.	.	.	.	.	.	.	.	869.33
do. . . . . barrels,	.	.	.	441	12,766	.	404	.	11	.	.	.	.	13,622
Pearl, . . . . . tons,	8	1,159.50	28.28	.	.	.	.	.	3	.	.	.	.	1,598.78
do. . . . . barrels,	.	.	.	75	8,226	.	59	.	17	.	.	.	.	8,360
Apples, . . . . . do.	.	1,131	1,450	440	6,504.	209	1,833	150	.	111	6	454	47	12,352
Bricks, . . . . . number,	99,000	330,250	40,500	60,864	51,600	6,050	87,500	.	54,000	.	8,000	.	.	737,761
Smiths' Bellows, . . . . . do.	.	2	.	.	.	.	2	.	.	.	.	.	.	4
Boats, . . . . . do.	20	75	2	.	1	.	1	.	.	.	.	.	.	99
Beer, Ale and Porter, . . . . . gallons,	.	15,532	20,800	.	.	.	644	32	.	.	.	.	.	37,008
do. . . . . casks, tierces, and barrels,	.	.	.	.	.	.	185	.	.	.	.	.	.	185
do. . . . . casks,	.	.	.	.	14	.	.	.	.	.	.	15	.	29
do., bottled, . . . . . dozens,	.	.	.	20	48	.	72	.	.	.	.	.	.	140
do. do. . . . . casks,	.	.	.	.	.	.	.	.	.	.	.	29	.	29
Boots, . . . . . pairs,	.	339	.	7	74	4	18	.	40	.	.	.	.	482
Boot-legs, . . . . . do.	.	.	.	17	.	.	.	.	.	.	.	.	.	17
Brimstone, . . . . . pounds,	.	3,280	.	.	.	.	.	.	.	.	.	.	.	3,280
Blacking, or Lamplack, . . . . . kegs,	.	158	12	.	.	.	.	.	.	.	.	.	.	170
do. . . . . box,	.	.	.	.	.	.	1	.	.	.	.	.	.	1
do. . . . . hogsheads & barrels,	.	.	.	.	.	.	.	.	4	.	.	.	.	4
do. . . . . casks, and kegs,	.	.	.	.	.	.	.	.	.	62	.	.	.	62
do. . . . . pounds,	.	.	.	.	.	.	.	.	.	582	.	.	.	582
Cider, . . . . . barrels,	112	292	30	28	1,145	17	56	.	.	6	9	8	8	1,711
do., bottled, . . . . . dozens,	.	310	.	.	.	42	.	.	.	.	.	.	.	352
Chalk, . . . . . tons,	.	10	.	.	.	.	.	.	.	.	.	.	.	10
Cotton, . . . . . pounds,	.	13,371	.	.	.	.	.	.	455	.	.	19,550	32,690	66,066
do. . . . . bales,	.	.	.	.	16	.	350	.	116	.	.	.	.	493
do. . . . . bags,	.	.	.	.	.	.	.	.	.	11	.	.	.	326,281
Coffee, . . . . . pounds,	.	68,044	3,480	.	.	.	.	.	254,757	.	.	.	.	2
do. . . . . hogsheads,	.	.	.	.	2	.	.	.	.	.	.	.	.	2
do. . . . . barrels,	.	.	.	.	514	.	.	.	.	13	.	.	.	527
do. . . . . bags,	.	.	.	.	331	.	.	.	.	.	.	.	.	331
do. . . . . hhds., tierces, brls., & bags,	.	.	.	.	.	.	1,360	.	.	.	.	.	.	1,360
do. . . . . hhds., casks, brls., & bags,	.	.	.	.	.	.	.	.	1,846	.	.	.	.	1,846
Cocoa, . . . . . pounds,	.	2,804	.	.	.	.	5,518	.	.	.	.	.	.	8,322
Chocolate, . . . . . boxes,	.	331	.	.	134	.	5	.	.	3	1	3	2	479
<i>Candles.</i>														
Myrtle, . . . . . do.	.	348	.	.	.	.	.	.	.	.	.	.	.	348
Wax, . . . . . do.	.	169	16	.	.	.	.	.	.	.	.	.	.	185
Tallow, . . . . . do.	40	1,106	227	694	315	.	153	.	6	10	3	173	18	2,745
Cables and cordage, . . . . . tons,	.	32	16	.	.	.	.	.	.	.	.	.	.	48
do. . . . . cables,	.	1	.	.	.	.	14	.	.	.	.	.	.	15
do. . . . . cwt.	.	18	14	.	20	.	.	.	.	.	.	.	.	52
do. . . . . qrs.	.	2	.	.	.	.	.	.	.	.	.	.	.	2
do. . . . . coils,	.	16	.	.	181	.	429	.	100	16	.	.	7	749







Muskets,	No.	60			100															160	
Cutlasses,	do.	72																		72	
Knives and Forks,	do.	240																		240	
Chests of carpenters' Tools,	do.	4																		4	
<i>Iron Castings.</i>																					
Wagon Boxes,	do.									100										100	
Pots, Kettles, and other Castings,	do.	702			99															808	
Cannon,	do.	25		12									7							37	
Swivels,	do.			8																8	
Shot for cannon,	do.	1,000																		1,000	
<i>Iron, the ton.</i>																					
Pig,	tons,	173½	365		1,207				506½		1,447		479½							4,178½	
Bar,	do.	36.18	87	½	67.16				168½											360.14	
Nail rods,	do.	1			7															8	
Hoop,	do.	1																		16½	
Indigo,	lbs.	1,238							7				8½							15,857	
do.	kegs,		18										719	1,757			12,143				
do.	casks,																			2,203½	
do.	bbls. & kegs,				41																
do.	casks & bbls.								31½												
do.	casks, bbls. and boxes,										12										
do.	casks, bbls. boxes, and bags,											13							15		
Leather, tanned and dressed,	lbs.	1,240	20																	1,725	
do.	sides,	19		90	465									2,073						134	
Leather tanned and dressed,	bundles				25			2		10										12	
Lime,	bushels	456			864															1,320	
<i>Lead.</i>																					
Sheet,	tons,				17				26											45	
Pig,	do.		5		6				5											16	
do.	cwt.				8				2											10	
Shot,	lbs.	2,553			800				3,040											80	
<i>Live Stock.</i>																					
Horned cattle,	number	319	652	99	3,193	227	5	78												6,473	
Horses,	do.	178	324	428	5,285	539	76	21						27					27	4,627	
Mules,	do.			236	206								13	26		12			72	6,975	
Sheep,	do.	270	5,140	964	3,275	354		368					2							444	
Deer,	do.													6						10,377	
Hogs,	do.	16	619	66	3,063	620	4												4	4	
Poultry,	doz.	58	999	5,596	2,149	559	45	59					275	10,735	670				735	16,803	
Merchandise or dry goods, foreign, pack.	galls.		179	4	1	154		975						736	10				6	10,217	
Molasses,	do.		11,421.	600	270	400					114		4	5					3	1,439	
Millstones,	number					2								30						12,721	
Mustard,	lbs.		780																	2	
Madder,	do.		1,034																	780	
Nails,	do.		20,000																	1,034	
Negro slaves,	number					5,850		85,500					9,947	8,000	548				448	130,293	
Nankeens,	No. of pieces,		3,594	2,846		580		50				1	23							24	
Nuts,	bush.		692	15	68	188	18	189												7,070	
<i>Naval Stores.</i>																					1,240
Pitch,	barrels.	3	552			414		399													
Tar,	do.	885	2,824	684	132	5,044	84	3,512				234	53	1,742	406					3,818	
Rosin,	do.		23			102						1,546	10,328	22,300	1,394	2,311				51,044	
Turpentine,	do.	295	4,266	42	14	5,103		9,488					12	91						228	
												5,183	16,922	8,243	8,522					29	58,107

ABSTRACT—Continued.

	New Hampshire.	Massachusetts.	Rhode Island.	Connecticut.	New York.	New Jersey.	Pennsylvania.	Delaware.	Maryland.	Virginia.	North Carolina.	South Carolina.	Georgia.	Total.
Spirits of Turpentine, . . . . .	galls.	.	.	.	.	.	362	.	.	240	570	.	.	1,172
Oil, Linseed, . . . . .	do.	90	.	.	.	.	.	.	.	.	.	.	.	90
Porcelain or China, . . . . .	boxes,	.	.	.	.	.	2	.	.	.	.	.	112	2
Powder, Gun, . . . . .	pounds,	13,814	.	2,800	6,216	.	112	.	2,800	.	.	.	.	25,854
Powder, Hair, . . . . .	do.	166	.	.	.	.	1,110	.	.	.	.	.	.	1,276
Pomatum, . . . . .	do.	45	.	.	.	.	.	.	.	.	.	.	.	45
Paints, . . . . .	do.	840	.	56	.	.	.	.	.	.	.	.	1	896
Ditto, . . . . .	kegs,	.	.	.	300	.	12	.	.	.	.	.	.	313
Pipes, . . . . .	boxes,	.	.	.	.	.	1	.	.	.	.	.	.	1
Printing Presses, . . . . .	number,	.	.	.	1	.	4	.	.	.	.	.	.	4
Plaster of Paris, . . . . .	tons,	.	.	.	.	.	3	.	.	.	.	.	.	4
<i>Provisions.</i>														
Rice, . . . . .	tierces,	2	810	963	12	4,669	4,356	.	960	286	1,128	70,789	12,279	96,305
Flour, . . . . .	barrels,	402	21,236	7,805	3,022	88,818	1,573	20,049	151,445	76,350	3,184	4,298	164	619,681
Ship Stuff, . . . . .	do.	.	214	.	.	300	20	.	.	846	.	.	.	6,484
Rye Meal, . . . . .	do.	.	252	.	.	10,293	541	.	.	.	.	.	.	24,062
Indian Meal, . . . . .	do.	.	7,000	982	2,773	9,568	796	1,115	4,325	5,932	522	40	63	70,339
Buckwheat Meal, . . . . .	do.	.	.	.	.	410	.	.	.	.	.	.	.	422
Oat Meal, . . . . .	do.	.	.	.	.	.	12	.	.	.	.	.	.	6
Bread, . . . . .	do.	80	2,285	155	1,622	18,015	180	571	6,761	17,056	243	281	64	74,211
Beef, . . . . .	do.	2,194	30,499	1,453	17,806	6,528	170	6	902	502	402	622	39	62,371
Pork, . . . . .	do.	10	3,174	1,619	6,336	4,937	143	29	370	1,441	4,100	1,007	36	26,635
Crackers, . . . . .	kegs,	.	1,812	763	42	7,772	282	146	3,104	973	.	76	.	25,428
Hams and Bacon, . . . . .	pounds,	.	36,946	1,606	19,629	33,787	12,739	400	3,508	51,220	36,945	5,914	5,833	235,647
Venison and Mutton Hams, . . . . .	do.	.	200	.	300	.	.	.	.	.	.	.	.	100
Cheese, . . . . .	do.	250	23,155	20,492	47,900	16,276	329	.	.	1,310	2,544	2,280	1,029	120,901
Lard, . . . . .	do.	150	4,860	33,303	115,320	95,280	7,620	2,280	7,200	50,100	33,409	9,720	60	522,715
Butter, . . . . .	firkins,	87	3,873	1,025	929	2,329	15	.	436	86	62	522	90	16,670
Sausages, . . . . .	pounds,	.	250	.	.	.	.	.	.	.	.	.	.	250
Fresh Beef, . . . . .	do.	.	92,269	.	.	.	.	.	.	.	.	.	.	92,269
Fresh Pork, . . . . .	do.	.	29,334	.	.	.	.	.	.	.	.	.	.	29,334
Carcasses of Mutton, . . . . .	number,	.	561	.	.	.	.	.	.	.	.	.	.	561
Neats Tongues, . . . . .	barrels,	.	154	.	3	3	.	.	.	.	.	.	.	160
Oysters, pickled, . . . . .	kegs,	.	214	100	440	466	8	.	.	246	76	660	68	1,228
Potatoes, . . . . .	bushels,	250	3,808	694	6,050	5,855	182	333	60	68	175	370	63	22,263
Onions, . . . . .	do.	38	5,497	12,074	16,622	4,370	8	.	.	.	2,950	.	.	42,420
Reeds, . . . . .	number,	.	.	.	.	.	.	.	.	.	.	.	.	15,450
<i>Sp rits.</i>														
Rum, American, . . . . .	galls.	1,449	298,257	109,293	8,462	67,400	.	.	11,273	10,600	100	600	100	513,234
Do. West India, . . . . .	do.	.	2,734	.	340	.	.	.	588	360	.	.	720	4,742
Brandy, . . . . .	do.	.	118	.	.	.	.	.	.	.	.	.	.	158
Brandy, Peach. . . . .	do.	.	.	.	.	240	.	.	10	503	.	.	.	753
Gin, . . . . .	do.	.	24	8,068	.	2,040	.	.	120	.	.	.	.	10,252
Do. . . . .	cases,	24	2,113	.	.	916	.	.	80	20	.	.	31	3,817
Do. . . . .	jugs,	.	.	.	.	2,039	.	.	.	.	.	.	.	2,039
Cordials, . . . . .	cases,	.	69	.	.	.	.	.	.	.	.	.	.	69



ABSTRACT—Continued.

	New Hampshire.	Massachusetts.	Rhode Island.	Connecticut.	New York.	New Jersey.	Pennsylvania.	Delaware.	Maryland.	Virginia.	North Carolina.	South Carolina.	Georgia.	Total.
<i>Wax.</i>														
Bees, lbs.	150	10,254	363	1,302	24,100	580	6,188		2,170	7,852	2,543		67	55,069
Do. tierces and bbls.							691							
Do. hhds. tierces and bbls.														
Do. bbls. and kegs.									70					822
Do. bbls.										6				
Myrtle, lbs.		1,940	90									55		
Whips, number,		144								30	180		32	2,272
<i>Wood.</i>							2							146
Staves and Heading, number,	1,271,800	5,456,041	482,550	1,219,971	3,181,260	61,300	3,594,751	41,854	1,530,008	8,913,088	1,987,408	442,881	878,678	29,061,590
Shingles, do.	1,285,000	12,325,600	55,375	77,610	1,705,350	1,460,450	2,017,558	150,000	1,909,422	23,715,459	24,783,717	1,184,283	3,536,152	74,205,976
Shooks and Casks, do.	994	29,895	588	7,014	1,205	307	1,274			626	306	120		42,329
Laths, do.		15,500												25,500
Hoops and Hoop Poles, do.	36,250	511,764	143,983	381,705	266,700	7,600	47,975		3,250	17,750	7,000		10,000	1,425,577
Masts, do.	19	291										4	91	405
Bowsprits, do.		42												42
Booms, do.		74												74
Spars, do.	39	3,243	563		21		359							4,983
Handspikes, do.		13,126			4,234		1,522							36,714
Pumps, do.		23			28				2,314	13,795	134		1,589	80
Boxes and Brakes, do.		56									29			56
Blocks, do.		5,162			454		1,176							7,040
Oars and Oar Rafter, do.	2,015	33,920		1,610	2,177		628			248				41,536
Treenails, do.		35,905			10,000					1,102	84			45,905
Cedar and oak Knees, do.		1,051												1,067
Breast Hooks, do.										16				50
Carlings, do.		13								50				13
Anchor Stocks, do.		375	164		36									809
Cedar Posts, do.														234
Oak Boards and Plank, feet,	217,000	568,565		12,981	165,276					300		350	9,303	10,453
Pine Boards and Plank, do.	2,911,115	21,136,101	301,318	717,432	2,246,963	134,633	440,189	4,382	233,249	1,955,337	3,923,798	264,581	3,069,830	37,288,928
Other do. do.		3,448,369		6,704	69,500		2,000		6,600					3,463,673
Scantling, do.		516,681		3,670			720,849		202,272	564,711	2,135,292		2,024,521	6,230,496
<i>Timber—Oak, Pine, &amp;c.</i>		68,238	500				554	1,182					2,037,452	2,180,137
Oak, Pine, &c. tons,	117	13,366		7							72,211			13,775
Lignumvitæ per 112 lbs.				20 0 0	1,153 0 0		20 0 0				285			1,193 0 0
Logwood and Nicaragua, do.					100 0 0		5 2 0							105½
Mahogany, Nicaragua, and Logwood, pieces,														
Oak, Pine, &c. do.		6,436	67	1,040	2,251		91		879		30			3,251
Oak, Pine, Hickory, do.	2	494			26,442		465	4,080		15	80		55	38,680
Oak Bark, do.		13								3				499
Oak do. ground, hhds.	13	6		64	170		33			10	1			57
Mast Hoops, doz.		110			18		435	319						1,007
										20				148

<i>Wood—</i>															
Axe Helves, - - dozen,	-	149	-	-	-	-	-	-	-	-	-	-	-	-	149
Truss Hoops, - - sets,	-	-	12	3	-	-	-	-	-	-	-	-	-	-	15
Yokes and Bows, for oxen, do.	76	96	-	-	-	-	-	-	-	-	-	-	-	-	197
Lock Stocks, - - number,	-	-	-	-	-	-	-	-	-	-	-	-	-	-	25
Worm Tubs, - - do.	-	6	-	-	-	-	-	-	-	-	-	-	-	-	4,000
Wheelbarrows, - - do.	6	-	-	-	-	-	-	-	-	-	-	-	-	-	4,000
Wheels for carts and wagons, pairs,	5	16	-	-	-	-	-	-	-	-	-	-	-	-	6
Spokes and Feloes, - - number,	-	12,972	-	-	-	2	2	-	-	-	-	-	-	-	6
Spinning Wheels, - - do.	-	17	-	-	-	-	-	-	-	-	-	-	-	-	25
Tubs, Pails, &c. - - dozen,	-	15½	-	2½	-	-	-	-	-	-	-	-	-	-	12,972
Bowls, Dishes, and Platters, do.	-	159	-	-	-	-	-	-	-	-	-	-	-	-	17
												11	16		34
															170

*Value of Goods, Wares, and Merchandise, exported from each State.*

New Hampshire, . . . . .	\$142,858 61	Delaware, . . . . .	\$119,840 60
Massachusetts, . . . . .	2,445,975 53	Maryland, . . . . .	2,193,355 78
Rhode Island, . . . . .	470,131 09	Virginia, . . . . .	3,131,227 55
Connecticut, . . . . .	710,340 52	North Carolina, . . . . .	524,548 34
New York, . . . . .	2,516,197 00	South Carolina, . . . . .	1,866,021 63
New Jersey, . . . . .	27,957 73	Georgia, . . . . .	491,472 86
Pennsylvania, . . . . .	2,931,624 21		
			<u>\$17,571,551 45</u>

Two quarterly returns from South Carolina, and some small ports, are deficient.

TREASURY DEPARTMENT, April 12th, 1792.

TENCH COXE, Assistant Secretary.

NOTE.—Errors corrected in the last statement.—Rice found to be 96,305 tierces; Bread, 74,311 barrels; Crackers, 25,428 kegs.

2d CONGRESS.]

No. 15.

[1st SESSION.

EXPORTS FOR THE YEAR ENDING 30<sup>TH</sup> SEPTEMBER, 1792, AND THE IMPORT AND TON-  
NAGE DUTIES TO THE 31<sup>ST</sup> DECEMBER, 1791.

COMMUNICATED TO THE HOUSE OF REPRESENTATIVES, FEBRUARY 27, 1793.

TREASURY DEPARTMENT, *February 27th, 1793.*

SIR:

I have the honor to transmit to you an abstract of the goods, wares, and merchandise, exported from the United States during one year, ending on the 30th day of September last, and exhibiting the precise quantity of each article thereof, exported from each State; also, two returns of impost and tonnage to the end of the year 1791. A part of the necessary documents for the year 1792 have not yet been received from the custom houses.

I have the honor to be, with perfect respect, sir,

Your most obedient and most humble servant,

ALEXANDER HAMILTON, *Secretary of the Treasury.*

The SPEAKER *of the House of Representatives*  
*of the United States.*



Abstract of Goods, Wares, and Merchandise, exported from each State, from 1st October, 1791, to 30th September, 1792.

	New Hampshire.	Massachusetts.	Rhode Island.	Connecticut.	New York.	New Jersey.	Pennsylvania.	Delaware.	Maryland.	Virginia.	North Carolina.	South Carolina.	Georgia.	Total of each article.
<i>Ashes.</i>														
Pot, . . . . . tons,	90.6.0	691.13.2	52.7.0	23.8.0	3,550.0.0	.	50.19.0	.	15.0.0	.	.	.	.	4,473.13.2
Pearl, . . . . . bbls.	19.9.0	2,029.8.0	46.0.2	14.4.0	1,215.1.0	.	17.17.0	.	8.0.0	.	.	.	.	3,349.19.2
Apples, . . . . . bush.		571	295	209	4,598	6	743	.	.	39	.	121	.	6,582
Bran, . . . . . number,	114,500	384,000	40,500	85,800	34,600	6,000	35,000	.	38,500	.	3,000	2,000	.	108
Bricks, . . . . . do.	17	59	4	1	7	.	.	.	.	.	.	.	.	743,900
Boats, . . . . . pairs,		214		128			20		148				3	88
Beer, Cider, and Porter, . . . . . gallons,		9,900	7,150		49,780		18,510	420	1,590	750		4,778	508	513
Do. do do . . . . . dozen,	50	300			208	76	249		130			50		93,386
Brimstone, . . . . . lbs.		9,025												1,063
Blacking, or Lampblack, . . . . . do.		92												9,025
Bellows, smiths', . . . . . number,				1						3,750				3,842
Cotton, . . . . . lbs.		8,880			4,000		20,000							1
Chalk, . . . . . per cwt.	5.0.0	300.0.0	40.0.0							7,600	400	68,520	28,928	138,328
<i>Candles.</i>														345.0.0
Wax, . . . . . boxes,		176			22									199
Myrtle, . . . . . do.		157								1				158
Tallow, . . . . . do.	14	1,911	564	814	61	20	225					1		3,997
Cordage, . . . . . per 112 lbs.	10.0.0	1,724.2.0	2,131.0.3	24.0.0	407.0.0		170.0.0		168	18		183	19	4,517.2.3
Coal, . . . . . bushels,		3,730	126	590	3,332		25		51.0.0					13,023
Cranberries, . . . . . do.		131					54			5,220				185
Corks, . . . . . groce,		12												12
Cards, wool and cotton, . . . . . pairs,		72												72
Cards, playing, . . . . . packs,		1,000												1,000
Coffee, . . . . . lbs.		168,705	10,629		354,169		1,001,187		408,017		9,824	184,211		2,136,742
Cocoa, . . . . . do.												6,000		6,000
<i>Carriages.</i>														
Coaches, Chaises, Chairs, . . . . . number,	2	3	2	8	2		7			1				25
Wagons, . . . . . do.	2						1							3
Carts and Drays, . . . . . do.	10		2	11			21							44
Canes and Sticks, . . . . . do.														228
<i>Copper.</i>														
Ore, . . . . . lbs.									228					228
Manufactured, . . . . . do.		3,500							28					28
Sheet, . . . . . do.		3,000												3,500
Duck, . . . . . bolts,		667	715		210									3,000
<i>Drugs and Medicine.</i>														1,592
Glauber Salts, . . . . . lbs.													160	160
Sarsaparilla, . . . . . do.		94		20								500		1,094
Snakeroot, . . . . . do.		149							2,912	480	300	1,000		13,087
Pinkroot, . . . . . do.							5,300							6,000
Sassafras, . . . . . tons,		11.2.0		6.10.0			1,000		5.8.0	2.0.0		5,000		29.0.0
Drugs, unknown, . . . . . packages,		76										4.0.0		76

ABSTRACT—Continued.

	New Hampshire.	Massachusetts.	Rhode Island.	Connecticut.	New York.	New Jersey.	Pennsylvania.	Delaware.	Maryland.	Virginia.	North Carolina.	South Carolina.	Georgia.	Total of each article.
Earthen Ware, . . . . . crates,		69	1		14		5		1			22		112
Flaxseed, . . . . . casks,	691	4,047	4,595	2,249	24,687		10,150		2,464	721	2,739	38		52,381
Flax, . . . . . lbs.		400			10,000							150		10,400
Feathers, . . . . . lbs.														150
<i>Fire—</i>														1
Engines, . . . . . number,							1							233
Buckets, . . . . . do.							233							
<i>Furniture, House.</i>														13
Bedsteads, . . . . . do.							13							87
Tables, . . . . . do.		46	2	28			9							56
Desks, . . . . . do.	1	32	12	10	1									2
Bureaus, . . . . . do.		2												5
Clocks, . . . . . do.		4									1			3
Sofas, . . . . . do.							2			1				30
Settees, . . . . . do.				20			10							24
Mahogany Chairs, . . . . . do.		24												3,061
Windsor Chairs, . . . . . do.		86	36	1,652	151		336	780		20				60
Rush Chairs, . . . . . do.	60													269
Chests, seamen's, . . . . . do.		269												
<i>Fisheries.</i>														364,898
Fish, dried, . . . . . quintals,	17,260	326,862	16,647	2,089	1,121	70	369			6	430	44		48,277
Fish, pickled, . . . . . barrels,	647	18,147	9,578	5,210	5,913	74	1,613		3,234	1,435	1,983	422	21	436,423
Oil, whale, . . . . . gallons,	6,272	292,482	43,347	157	41,360	244	50,970			189	472	910		63,383
Oil, spermaceti, . . . . . do.		62,342	756				285							3,938
Spermaceti Candles, . . . . . boxes,		1,061	2,168	102	478		107		15			1	6	154,407
Whalebone, . . . . . lbs.		103,172	5,880		13,450		26,997		672	3,776		460		853,790
<i>Grain and Pulse.</i>														12,727
Wheat, . . . . . bushels,	7	154	438		185,769		130,723		140,121	395,376	1,202			1,964,973
Rye, . . . . . do.		1,646			956		10,083		42					1,961
Indian Corn, . . . . . do.	880	77,841	5,082	36,182	227,256	12,787	414,262	5,537	232,142	684,627	156,725	99,965		119,733
Buck Wheat, . . . . . do.	47		454	337	772	140	211		7,797	2,293	19		150	192,071
Oats, . . . . . do.		1,070	91	97,851	2,444	1,000	7,018		7,797	2,293	19		150	192,071
Peas and Beans, . . . . . do.	138	7,355	1,068	1,985	30,495		13,128	179	14,873	63,372	54,495	4,640	343	1,122,156
<i>Groceries.</i>														21,760
Brown Sugar, . . . . . lbs.		178,049			386,014		123,340		302,720	5,214		126,819		54,000
Loaf Sugar, . . . . . do.		1,896	191		1,000		12,550			323		5,200	600	6,692
Other Sugar, . . . . . do.							54,000							5,040
Chocolate, . . . . . do.		4,170	432		1,150		940							310,635
Pepper, . . . . . do.					2,440		2,440		2,600					18,420
Pimento, . . . . . do.		400	982		230,803		48,750		11,100			18,600		8,770
Ginger, . . . . . do.					18,420									42,310
Raisins, . . . . . do.		4,970	100				3,700		200	14,378		343		8
Ginseng, . . . . . do.					22,638		4,751							4
Glass Ware, . . . . . crates,		7	1											4
Glass for windows, . . . . . boxes,														259
Grindstones, . . . . . number,		175			60		24							

Gravestones, . . . . .	number, . . . . .					19												19
Hides, raw, . . . . .	do. . . . .					702												1,602
Horns and Tips, . . . . .	do. . . . .	8,778	117,979	10,000	14,300	17,000				900							150	182,061
Hats, . . . . .	do. . . . .		564	80	30					6,200								300
Honey, . . . . .	gallons, . . . . .		1,005							2,606								148
Hemp, . . . . .	pounds, . . . . .									120								60
Hops, . . . . .	do. . . . .		2,250															2,000
Hay, . . . . .	tons, . . . . .		190.9.0	40.0.0	1,946,10.0	130.0.0	17.0.0			208.0.0								2,250
Iron, . . . . .																		2,591.19.0
Wrought.	Nails, . . . . .	casks, . . . . .		164	1	1	3											258
	Axes, . . . . .	number, . . . . .		550		55	53			40								658
	Saws, . . . . .	do. . . . .																36
	Muskets, . . . . .	do. . . . .																42
	Shovels, . . . . .	do. . . . .		372														384
	Scythes, . . . . .	do. . . . .		139														12
	Anchors, . . . . .	do. . . . .		36	4		7			19								4
	Grapnels, . . . . .	do. . . . .		30														1
	Cambooses, . . . . .	do. . . . .					2											
	Anvils, . . . . .	do. . . . .		12														
	Cannon, . . . . .	do. . . . .		53							16							14
	Shot, . . . . .	do. . . . .		500							740							
	Pots, Kettles, & other Castings, do.			2,100	47		185				70							
the ton.	Pigs, . . . . .	tons, . . . . .	0.6.0.0	108.10.0.0		448.0.0.0				797.0.0.0		1,445.0.0.0	468.16.0.0					2,402
	Bar, . . . . .	do. . . . .	124.18.3.0	97.2.1.0	0.16.0.0	107.10.0.0				21.0.0.0								3,267.12.0.0
	Hoops, . . . . .	do. . . . .	3.11.0.0			4.4.0.0				7.11.0.0								351.7.0.0
	Indigo, . . . . .	pounds, . . . . .		950	840		1,000				2,658		4,332		6,250	352,112	3,300	15.6.0.0
Lead.	Ivory, . . . . .	casks, . . . . .		1														*371,442
	Sheet, . . . . .	pounds, . . . . .		4,480			20,160											1
	Shot, . . . . .	do. . . . .		2,000						1,500								25,256
Leather, . . . . .	do. . . . .		7,523	90	2,690	3,358				1,650			1,491	2,500		234	3,500	
Lime, . . . . .	bushels, . . . . .	230	400	252	90	810				96								19,536
Live Stock.	Horned Cattle, . . . . .	number, . . . . .	145	516	135	3,204	315			70								1,878
	Horses, . . . . .	do. . . . .	62	400	213	4,349	445			12			17	18				616
	Mules, . . . . .	do. . . . .		200	393	498	10											84
	Deer, . . . . .	do. . . . .					2											76
	Sheep, . . . . .	do. . . . .	253	4,025	2,957	3,706	622			110								109
	Hogs, . . . . .	do. . . . .	30	885	1,129	3,522	1,057			27		56				401	23	1,101
	Poultry, . . . . .	dozens, . . . . .	27	1,094	873	3,179	941	18		10		108	1,098	11,948	668	819	70	2
Merchandise or Dry Goods, foreign.	Packages, . . . . .	number, . . . . .		324	4	20	102			746		464	5	1	37	7		4,551
	Nankeens, . . . . .	pieces, . . . . .		2,840			9,500											5,656
	Molasses, . . . . .	gallons, . . . . .		8,944	42		1,222			1,000		130						1,101
	Mustard, . . . . .	pounds, . . . . .		1,000						120								2
	Millstones, . . . . .	number, . . . . .		2			8											2
Naval Stores.	Pitch, . . . . .	barrels, . . . . .		623	20	2	1,953			462		196	202	4,490	795	402		9,145
	Tar, . . . . .	do. . . . .	780	3,998	600	85	9,377	8		5,889	29	2,900	19,017	21,395	2,509	2,692		69,279
	Rosin, . . . . .	do. . . . .		88			539			106		334	41	214	15			1,337

\* There is reason to believe that an error of clerkship has arisen in some of the returns of indigo, as the quantity shipped in the several years last past has been much greater, on a medium, than 371,442 pounds.

ABSTRACT—Continued.

	New Hamp- shire.	Massachu- setts.	Rhode Island.	Connecti- cut.	New York.	New Jer- sey.	Pennsylv- ania.	Delaware.	Maryland.	Virginia.	North Ca- rolina.	South Ca- rolina.	Georgia.	Total of each article.
<i>Naval Stores.</i>														
Turpentine, . . . . . barrels,	119	4,348	122		11,531		7,146	17	1,481	17,620	13,589	11,102	79	67,148
Spirits of Turpentine, . . . . . gallons,											960	68		1,028
Negroes, . . . . . number,										23		16	2	41
Nuts, . . . . . bushels,		43	18		106							96		267
Oil, linseed, . . . . . gallons,		79		60	60									199
Powder, gun, . . . . . qr. casks,		31		15	176		56		189					467
Powder, hair, . . . . . pounds,		600			650		990					300		2,540
Pomatum, . . . . . do.		610												510
Porcelain or China, . . . . . chests,					2									3
Paper, . . . . . reams,		106	7		15		1							128
Pipes, . . . . . boxes,		2					30							33
Paints, . . . . . kegs,		87			118		210		442	7			1	864
Plaster of Paris, . . . . . tons,					3.0.0									3.0.0
<i>Provisions.</i>														
Rice, . . . . . tierces,	9	1,423	1,225	112	6,314	48	6,720	3	1,352	441	5,544	106,419	12,152	141,762
Flour, . . . . . barrels,	406	26,736	6,225	4,411	104,826	597	347,742	24,188	191,799	108,824	3,077	5,441	192	824,464
Bread, . . . . . do.	87	4,491	625	3,080	15,359	137	31,911	551	8,043	14,723	414	1,255	310	80,986
Crackers, . . . . . kegs,		2,049	1,416	12	11,663	50	12,970	497	3,722	5,125		76	65	37,645
Rye Meal, . . . . . barrels,		229	3	595	9,725	597	2,648	329						14,126
Indian Meal, . . . . . do.		575	330	2,685	7,155	553	34,335	1,110	3,093	2,737	68	33	7	52,681
Ship Stuff, . . . . . do.					505	60	3,700		532	1,383				6,180
Buckwheat Meal, . . . . . do.				12	253									265
Beef, . . . . . do.	1,784	28,453	7,067	22,108	8,290	215	3,205	50	1,010	717	298	992	149	74,338
Pork, . . . . . do.	112	4,726	3,916	7,113	6,224	121	4,461	80	1,829	2,876	5,822	796	22	38,098
Mutton, . . . . . do.				17										17
Tongues, . . . . . kegs,		2,354	16	48										2,418
Hams and Bacon, . . . . . pounds,		33,281	16,476	19,758	107,100	13,750	305,230	3,961	9,271	8,028	50,126	16,382	1,990	585,353
Butter, . . . . . firkins,	296	4,101	992	870	2,497	95	1,541	68	91	216	54	931	9	11,761
Cheese, . . . . . pounds,		28,027	14,731	29,602	26,300	1,000	15,240		877	1,050	3,598	4,100	1,400	125,925
Lard, . . . . . do.	362	101,022	42,936	72,644	94,720	3,260	88,640	3,360	4,190	38,940	53,371	11,640	160	515,245
Fresh Beef, . . . . . do.		75,092												75,092
Fresh Pork, . . . . . do.		3,008												3,008
Carcasses of Mutton, . . . . . number,		425												425
Sausages, . . . . . pounds,		1,480												1,480
Tongues and Sounds, . . . . . kegs,		329	35	6										370
Tripes, . . . . . pounds,		6,000												6,000
Oysters, pickled, . . . . . kegs,		139	995	206	576					57				1,973
Potatoes, . . . . . bushels,	419	3,947	6,055	1,766	3,282		3,007	198	9	25	91	835		19,634
Onions, . . . . . do.		10,381	58,304	25,703	6,540		8,805	14	739	82	530	825	284	112,207
Reeds, . . . . . number,												146,375	11,000	157,375
Spirits, Country made, . . . . . gallons,	1,712	470,357	280,179	2,214	94,912		53,702	400	19,530	6,957	232	17,930		948,115
Foreign distilled, . . . . . do.		26,794	27,092	286	13,221		12,755		2,396	285		944	277	84,050
Cordials, . . . . . do.			223											223
Saddlery, Saddles, . . . . . number,	7	93	125	674	5		63				6			973
Bridles, . . . . . do.	7	43	125	676			18							869

Coach Harness, . . . . .	sets,	.	.	.	6	.	.	.	.	.	.	.	.	.	.	.	.	.	.	6
Wagon Gears, . . . . .	do.	.	.	.	2	.	.	.	.	150	.	.	.	.	.	.	.	.	152	
Shoes, . . . . .	pairs,	936	3,790	223	2,268	68	150	1,012	.	.	.	.	121	.	.	.	.	.	8,738	
Soap, . . . . .	boxes,	5	231	20	37	130	.	292	.	.	.	.	179	.	.	.	.	.	1,020	
Starch, . . . . .	pounds,	.	1,000	.	.	.	.	3,920	.	.	.	.	15	.	.	.	106	.	1,920	
Snuff, . . . . .	do.	.	212	.	.	.	.	1,650	.	.	.	.	.	.	.	.	.	.	10,042	
Salt, . . . . .	bushels,	.	1,092	307	.	2,260	.	1,650	1,050	.	.	.	1,000	.	.	.	.	.	1,955	
Spruce, Essence of, . . . .	gallons,	.	226	.	.	.	60	350	.	.	.	.	12	.	.	.	.	.	256	
Steel, . . . . .	pounds,	.	4,368	4,963	.	.	.	.	.	.	.	.	.	12	.	.	.	62	1,955	
Silk, raw, . . . . .	chests,	.	.	.	.	.	.	14	.	.	.	.	.	.	.	.	.	.	9,336	
Silver, . . . . .	ounces,	.	.	.	.	.	.	.	.	.	.	.	.	.	.	.	.	.	14	
Seeds, Garden, . . . . .	boxes,	.	.	.	.	.	.	.	.	.	.	.	.	276	.	.	.	.	276	
Cotton, . . . . .	bushels,	.	.	.	.	.	.	20	.	.	.	.	.	.	.	.	.	.	20	
Skins and Furs.	.	.	.	.	.	.	.	.	.	.	.	.	.	.	.	.	.	.	100	
Calf, in hair, . . . . .	number,	.	3	.	.	.	.	.	.	.	.	.	.	.	.	.	.	.	100	
Elk, . . . . .	do.	.	79	.	.	.	24	.	.	.	.	.	.	.	.	.	.	.	27	
Bear, . . . . .	do.	.	.	.	.	.	.	270	.	.	.	.	.	.	.	.	.	.	79	
Seal, . . . . .	do.	.	.	.	.	.	.	4,800	.	.	.	.	.	.	.	.	.	.	351	
Sheep, . . . . .	do.	.	.	.	.	.	.	.	14,536	.	.	.	.	.	.	.	3	16	62	
do.	do.	.	.	.	.	.	165	.	.	.	.	.	.	.	.	.	.	.	19,336	
do.	do.	.	.	.	.	.	.	444	.	.	.	.	.	.	.	.	.	.	165	
Deer Skins, } . . . . .	pounds,	.	318	.	.	.	.	.	.	.	.	.	.	.	.	.	.	.	444	
do.	packages,	.	156	7	.	.	.	4,881	.	.	.	.	.	.	.	.	.	.	158,361	
Beaver, . . . . .	pounds,	4,000	.	.	.	.	.	162	.	.	.	.	.	.	.	.	.	.	829	
Otter, . . . . .	number,	.	.	.	.	.	.	500	.	.	.	.	.	.	.	.	.	.	4,700	
Sable, . . . . .	do.	.	22	.	.	.	.	.	.	.	.	.	.	.	.	.	.	.	610	
Tyger, fox, mink, &c. . . . .	do.	.	12	.	.	.	.	.	.	.	.	.	.	.	.	.	.	.	22	
Skins and furs unknown, . .	do.	.	84	.	.	.	.	.	.	.	.	.	.	.	.	.	.	.	408	
Tobacco, Hogsheads, . . . .	packages,	.	.	.	.	.	.	104	.	.	.	.	.	22	.	.	.	.	929	
Manufactured, . . . . .	number,	3	1,221	1,429	105	1,952	5	3,203	.	.	.	.	.	6	.	.	.	.	112,428	
do.	pounds,	.	110,525	.	.	1,600	.	2,140	.	.	.	.	.	.	.	.	.	.	117,874	
Tallow, . . . . .	do.	7,400	130,856	2,944	6,822	1,600	.	.	.	.	.	.	.	.	.	.	.	.	152,622	
Tow cloth, . . . . .	yards,	540	1,660	60	1,222	351	.	.	.	.	.	.	.	.	.	.	.	.	3,833	
Twine, . . . . .	pounds,	.	612	.	.	.	.	.	.	.	.	.	.	.	.	.	.	.	612	
Tin, manufactured, . . . . .	dozens,	.	46	.	.	.	.	.	.	.	.	.	.	.	.	.	.	.	46	
Teas, Bohea, . . . . .	chests,	.	12	.	.	.	.	8	.	.	.	.	.	.	.	.	.	.	44	
Souchong, . . . . .	do.	.	55	220	.	.	.	21	.	.	.	.	.	3	.	.	.	.	275	
Hyson, . . . . .	do.	.	296	274	2	560	2	60	.	.	.	.	.	3	.	.	.	.	1,198	
Other green, . . . . .	do.	.	1	89	.	.	.	.	.	.	.	.	.	.	.	.	.	.	92	
Vinegar, . . . . .	gallons,	.	5,331	60	.	.	.	420	.	.	.	.	.	.	.	.	.	.	5,811	
Varnish, . . . . .	barrels,	.	1	.	.	.	.	.	.	.	.	.	.	.	.	.	.	.	13	
Wines, Madeira, . . . . .	gallons,	809	4,793	694	30	9,313	.	3,810	.	.	.	.	.	12	.	.	.	.	22,145	
Other Wines, . . . . .	do.	.	11,128	.	.	3,154	.	12,044	.	.	.	.	.	1,078	.	.	.	.	33,262	
Bottled, . . . . .	dozens,	.	50	.	.	.	.	359	.	.	.	.	.	.	.	.	.	.	500	
Wax, Bees, . . . . .	pounds,	500	8,222	602	.	91,542	.	94,135	.	.	.	.	.	.	.	.	.	.	299,358	
Myrtle, . . . . .	do.	.	.	240	.	.	.	.	.	.	.	.	.	.	.	.	.	.	240	
Whips, . . . . .	number,	.	500	.	.	.	.	.	.	.	.	.	.	.	.	.	.	.	500	
Wood, . . . . .	.	.	.	.	.	.	.	.	.	.	.	.	.	.	.	.	.	.	500	
Pine boards and plank, . . . .	feet,	7,457,500	28,114,375	281,676	577,033	3,374,900	89,000	1,583,222	3,385	500,679	829,126	4,303,468	717,210	3,484,488	51,316,112	.	.	.	.	
Oak boards and plank, . . . . .	do.	330,650	350,985	.	18,852	102,260	.	17,120	.	.	.	.	.	4,221	824,088	.	.	.	.	
Other boards and plank, . . . .	do.	10,400	264,874	.	.	.	.	4,000	.	.	.	.	.	36,433	315,707	.	.	.	.	
Scantling, . . . . .	do.	.	525,350	21,440	4,000	286,020	18,000	51,814	.	359,737	307,750	1,632,949	499,814	2,160,630	5,867,504	.	.	.	.	
do.	do.	.	253,573	14,400	65,000	.	.	.	.	40,000	55,178	31,000	.	1,864,299	2,323,450	.	.	.	.	
Timber, } . . . . .	tons,	539	18,249	70	9	10	.	40	.	87	.	.	.	.	19,391	.	.	.	.	
do.	pieces,	.	6,745	70	.	3,137	.	4,477	.	178	.	.	541	2,570	18,374	.	.	.	.	

ABSTRACT—Continued.

	New Hamp- shire.	Massachu- setts.	Rhode Island.	Connecti- cut.	New York.	New Jer- sey.	Pennsylv- ania.	Delaware.	Maryland.	Virginia.	North Car- olina.	South Car- olina.	Georgia.	Total of each article.
<i>Wood.</i>														
Mahogany, . . . . . tons,									2.0.0					2.0.0
Lignumvitæ, . . . . . do,			16.4.0		56.10.0		10.0.0		58.0.0			39.7.0		180.1.0
Dye Woods, { . . . . . do,		130	12.5.2		28.10.0		160.10.0		17.0.0			32.15.0		252.3.2
Staves and Heading, . . . . . pieces,					965									965
Shingles, . . . . . number,	1,250,100	5,257,475	277,950	1,124,842	5,565,590	48,412	2,314,634	37,250	1,731,067	7,419,823	2,291,089	512,550	866,527	29,197,309
Hoops and Poles, . . . . . do,	1,209,000	14,386,700	110,000	325,800	2,200,700	1,210,000	2,789,173	228,000	2,629,550	11,873,935	27,456,801	2,573,500	4,644,704	71,637,863
Shooks, . . . . . do,	36,150	1,232,481	314,813	573,605	144,550	16,125	84,460		88,525	27,340	42,814	2,500		2,563,393
Casks, . . . . . do,	1,459	32,634	1,916	5,133	1,508	120	2,065		1,608	220	82	870		47,615
Masts, . . . . . do,		492		458						295				1,245
Bowsprits, . . . . . do,	79	210			11					11	4		8	323
Spars, . . . . . do,	2	21												23
Oars and oar Rafter, . . . . . do,	11	2,565	790	12	222		9		17		6		125	3,757
Handspikes, . . . . . do,	2,325	32,070		894	252		577		90		2,444		20	39,543
Pumps, . . . . . do,		7,118	135	700	9,622		7,840		3,552	4,452	20		336	33,775
Boxes and Brakes, . . . . . do,	6	4			31						14			55
Blocks, . . . . . do,		40					550							40
Treenails, . . . . . do,		5,089	666		120		2,000							6,425
Cedar and oak Knees, . . . . . do,		2,000		9,500	21,000									34,500
Anchor Stocks, . . . . . number,		365								427	288			1,080
Cedar Posts, . . . . . do,		113	20							92				225
Spokes and Felloes, . . . . . dozens,		578	350	7,065			888				83			8,964
Mast Hoops, . . . . . do,		50			59									109
Yokes and Bows for oxen, . . . . . sets,	182						17							204
Lock Stocks, . . . . . number,										3,100				3,100
Cords of Wood, . . . . . do,		1,073	12				82			4				1,171
Cords of oak Bark, . . . . . do,		74		5			200			3	10			292
Oak Bark ground, . . . . . hhds,							2,876		45					2,921
Frames for houses, . . . . . number,	5	176		1	1		4			4				191
Wheel-barrow, . . . . . do,	12	24					6							42
Corn Fans, . . . . . do,							1							1
Cart Wheels, . . . . . pairs,		2		2			37							41
Spinning Wheels, . . . . . number,			7											7
Worm Tubs, . . . . . do,		2												2
Tubs, Pails, Dishes, &c. . . . . dozens,		92												92

Value of Goods, Wares, and Merchandise, Exported from each State.

New Hampshire, . . . . .	\$181,407	New Jersey, . . . . .	\$23,524	North Carolina, . . . . .	503,294
Massachusetts, . . . . .	2,889,922	Pennsylvania, . . . . .	2,820,646	South Carolina, . . . . .	2,430,425
Rhode Island, . . . . .	698,034	Delaware, . . . . .	133,972	Georgia, . . . . .	458,973
Connecticut, . . . . .	749,925	Maryland, . . . . .	2,550,258		
New York, . . . . .	2,528,085	Virginia, . . . . .	3,543,499		
				Total, . . . . .	\$20,518,014

Abstract of Duties arising on Goods, Wares, and Merchandise, imported into the United States, commencing the 1st of October, 1791, and ending on the 31st of December following.

	New Hampshire.	Massachusetts.	Rhode Island.	Connecticut.	New York.	New Jersey.	Pennsylvania.	Delaware.	Maryland.	Virginia.	North Carolina.	South Carolina.	Georgia.	Totals of dutied value and of dutied quantities.
Goods subject to duties advalorem.														
Value of goods at 5 per cent. -	17,956 60	624,638 08	39,614 53	13,657 27	610,330 80	13 47	418,639 75	4,026 74	230,113 46	1,019,419 28	68,346 34	464,061 95	18,616 78	3,529,435 05
Ditto at 7½ per cent. -	6,652 86	354,705 62	3,129 65	3,343 55	347,936 37	-	208,218 24	76 65	79,626 04	433,297 50	40,678 58	233,778 58	10,621 98	1,731,965 62
Ditto at 10 per cent. -	2,506 10	83,558 95	534 02	477 94	73,554 24	9 67	60,968 69	26 60	26,549 64	67,922 20	7,817 59	50,372 87	2,379 05	377,177 56
Ditto at 12½ per cent. -	1,159 84	23,326 14	2,905 56	1,274 65	22,650 29	-	20,458 83	-	5,496 41	14,394 55	1,345 09	13,768 92	492 44	110,272 72
Ditto at 15 per cent. -	-	-	-	-	38 00	-	-	-	1,477 07	561 80	-	341 88	-	2,418 75
Enumerated articles paying each a specific duty.														
Madeira Wine, 35 cts.	-	49	-	-	2,988	606	7,922	-	50	2,001	-	4,994	-	18,610
Madeira Wine, 30 cts.	101	3,473	-	-	14,781	2,265	21,990	-	546	7,946	188	1,105	-	52,395
Sherry Wine, 25 cts.	-	13,963	-	-	2,516	-	4,401	-	-	4,345	-	917	-	26,142
Other Wines, 20 cts.	67	30,247	-	395	87,489	-	40,774	52	32,769	17,824	556	24,161	606	234,940
Spirits—1st proof, 20 cts.	1,164	22,651	911	10,480	35,897	604	68,092	-	9,670	3,680	1,634	16,163	1,021	171,967
2d proof, 21 cts.	4,385	23,088	365	2,787	1,621	323	17,606	107	8,419	3,783	2,387	1,247	3,234	69,352
3d proof, 22 cts.	2,291	2,633	1,151	4,679	6,993	224	10,881	3,738	5,780	1,554	6,248	89	2,665	48,826
4th proof, 25 cts.	207	3,925	5,735	13,123	20,122	296	22,814	1,583	11,653	19,295	3,079	10,389	4,339	116,560
5th proof, 30 cts.	-	-	109	-	19	-	-	-	-	-	-	-	-	128
6th proof, 40 cts.	-	-	-	-	-	-	-	-	-	-	-	-	-	-
Molasses, 3 cts.	24,678	590,454	139,942	144,876	119,831	-	82,681	9,638	27,020	31,522	9,281	49,997	5,324	1,235,134
Beer, Ale, and Porter, in casks, 5 cts.	36	71	-	-	1,342	-	1,164	-	66	1,905	93	20,389	762	95,828
Beer, Ale, & Porter, in bottles, 20 cts.	23	1,364	12	44	3,297	-	212	-	398	3,133	435	1,516	243	10,677
TEAS.														
From India, in American vessels.														
Bohea, 10 cts.	-	-	-	-	-	-	-	-	-	-	-	-	-	-
Souchong, &c. 18 cts.	-	-	-	-	-	-	-	-	-	-	-	-	-	-
Hyson, 32 cts.	-	-	-	-	-	-	-	-	-	-	-	-	-	-
Other green, 20 cts.	-	-	-	-	-	-	-	-	-	-	-	-	-	-
From Europe, in American vessels.														
Bohea, 12 cts.	-	8,937	43,270	-	150,749	-	3,539	-	17,545	601	-	-	-	224,641
Souchong, &c. 21 cts.	-	-	12	-	-	-	596	-	107	6	-	-	-	721
Hyson, 40 cts.	-	2	46	-	23	-	-	-	6	145	-	-	-	222
Other green, 24 cts.	-	127	2	-	4	-	-	-	6	-	-	-	-	139
In foreign vessels.														
Bohea, 15 cts.	-	24	-	-	-	-	-	-	-	-	-	-	-	24
Souchong, &c. 27 cts.	-	4	-	-	-	-	-	-	-	6	-	-	-	10
Hyson, 50 cts.	-	264	-	-	-	-	2	-	-	20	-	4	-	290
Other green, 30 cts.	-	-	-	-	-	-	-	-	4	-	-	-	-	4
Coffee, 4 cts.	22,730	124,432	10,275	13,669	34,808	-	457,899	39,038	65,886	31,416	16,718	42,653	2,775	862,299
Cocoa, 1 ct.	-	23,583	17,480	-	37,328	-	-	-	-	-	22	-	-	78,413

Dls. & Cts.

Gallons.

doz.

Pounds.

EXPORTS AND IMPORT AND TONNAGE DUTIES, &c.

ABSTRACT—Continued.

	New Hampshire.	Massachusetts.	Rhode Island.	Connecticut.	New York.	New Jersey.	Pennsylvania.	Delaware.	Maryland.	Virginia.	North Carolina.	South Carolina.	Georgia.	Totals of dutied value and of dutied quantities.
Loaf Sugar, - - - 5 cts.	-	50	-	-	16	-	303	-	1,019	43,841	4,206	17,202	988	67,625
Brown Sugar, - - - 1½ cts.	57,850	662,919	140,688	134,540	246,400	10,950	2,055,202	217,080	531,605	243,376	24,504	632,995	23,455	4,981,564
Other Sugars, - - - 2½ cts.	-	1,828	1,710	37	5,912	-	56,991	-	1,053	60	-	-	-	67,591
Candles of tallow, - - - 2 cts.	-	-	-	-	-	-	125	-	417	1,795	-	5,263	-	7,600
Candles of wax, &c. - - - 6 cts.	-	-	-	-	-	-	55	-	-	50	-	-	-	105
Cheese, - - - 4 cts.	210	2,484	-	-	4,410	-	1,462	-	9,254	12,068	260	8,637	63	38,848
Soap, - - - 2 cts.	-	-	-	1,483	1,323	-	48	-	42	9,666	158	10,637	-	23,356
Pepper, - - - 6 cts.	-	3,201	1,382	-	19,975	-	-	-	20	9,674	300	6,878	106	41,536
Pimento, - - - 4 cts.	-	601	-	3,017	154,785	-	60,792	-	3,270	14,985	16,801	11,900	434	266,615
Tobacco, manufactured, 6 cts.	-	-	9	-	50	-	369	-	-	-	-	-	-	428
Snuff, - - - 10 cts.	-	-	-	-	26	-	-	-	-	-	-	-	-	257
Indigo, - - - 25 cts.	-	143	-	1	39	-	121	-	1	142	2	86	-	399
Cotton, - - - 3 cts.	5,284	5,416	1,318	354	7,103	-	4,414	-	23	72	-	-	-	26,390
Nails and Spikes, - - - 1 ct.	13,234	64,330	-	-	51,960	-	21,657	-	1,780	423	298	-	-	1,111,634
Bar and other Lead, - - - 1 ct.	4,193	81,448	570	1,750	47,955	-	53,164	-	125,690	585,284	42,769	194,543	12,167	530,212
Steel, unwrought, - - - 75 cts.	-	551,222	109,000	-	857,121	-	232,314	-	48,847	154,865	16,901	114,163	6,356	2,317,024
Hemp, - - - 54 cts.	-	14,718.0.23	5,021.1.20	-	7,861.0.0	-	2,447.0.22	-	105.3.17	414.1.6	39.1.16	6.2.12	-	30,157.1.19
Cables, - - - 100 cts.	-	43.2.19	-	-	116.1.7	-	-	-	-	-	-	109.2.10	-	159.3.26
Tarred Cordage, - - - 100 cts.	55.1.1	283.2.10	22.0.22	9.0.0	16.0.23	-	246.2.14	-	9.2.8	359.1.18	121.2.4	61.2.7	-	1,184.3.23
Untarred do. and Yarn, 150 cts.	-	109.1.0	-	-	-	-	-	-	36.2.21	246.0.16	23.1.20	139.1.27	0.3.7	555.3.7
Twine & Pack Thread, 300 cts.	20.3.23	137.0.0	0.3.24	-	21.3.0	-	44.0.7	-	27.0.23	170.0.24	11.0.14	22.2.19	1.0.1	457.1.23
Salt, - - - 12 cts.	9,183	146,062	9,813	35,892	72,988	6,802	44,326	0.2.0	27.0.23	170.0.24	11.0.14	22.2.19	1.0.1	566,773
Coal, - - - 3 cts.	1,659	22,149	-	336	79,447	-	13,421	-	58,848	95,404	45,404	27,862	14,289	168,171
Boots, - - - 50 cts.	-	1	-	-	3	-	23	-	9,493	27,131	-	14,057	478	511
Shoes, of leather, - - - 7 cts.	-	145	-	-	543	-	134	-	1	131	1	292	60	567,773
Do. of silk or stuff, 10 cts.	-	156	-	-	32	-	-	-	397	13,453	373	10,092	540	168,171
Wool and cotton Cards, per dozen, - - - 50 cts.	-	-	-	-	1	-	6	-	287	5,444	324	3,717	120	511
Playing Cards, per pack, 10 cts.	-	576	-	-	432	-	182	-	-	162	5	-	20	25,677
									288	2,756	-	576	864	10,080

Pounds. Pairs. Bus. Per 112 lbs.



ABSTRACT—Continued. *Amount of the different Duties.*

STATES.	Of 5 per cent.	Of 7½ per cent.	Of 10 per cent.	Of 12½ per cent.	Of 15½ per cent.	Of the enumerated articles.	Addition of 10 per cent. on goods imported in foreign vessels.	Gross amount of duties.	Bounties.	Drawbacks.	Expense on collection.	Nett amount of Duties.
New Hampshire, - -	\$897 93	\$498 96½	\$250 61	\$144 98	-	\$5,884 86½	-	\$7,677 35	\$423 95	-	\$551 85½	\$6,701 54½
Massachusetts, - -	31,231 86¼	26,602 86¼	8,355 86¼	3,290 75½	-	85,321 36	\$445 26	155,247 96¼	11,002 87¼	\$6,426 01	8,667 65¼	129,151 42¼
Rhode Island, - - -	1,980 72	234 72	53 40	363 18	-	18,229 45½	30 06	20,891 53½	884 74¼	132 77	1,543 60¼	18,330 41½
Connecticut, - - -	682 85¼	250 76½	47 79	159 32¼	-	18,497 58¼	436 33½	20,074 65¼	604 17	-	1,478 52¼	17,991 96
New York, - - -	30,516 54	26,095 22½	7,355 42	2,831 28	\$5 89	90,820 78¼	3,858 76	161,483 89¼	265 35	4,308 52	4,314 29¼	152,595 73
New Jersey, - - -	67	-	96	-	-	2,184 57½	-	2,186 20½	7 00	-	293 03½	1,886 17
Pennsylvania, - - -	20,931 98	15,616 36	6,096 86	2,557 35	-	108,574 74½	4,514 51½	158,291 81	-	1,714 76	4,760 29	151,816 76
Delaware, - - -	201 33½	5 74	2 66	-	-	6,359 36	136 49½	6,705 59	-	-	511 42½	6,194 16½
Maryland, - - -	11,505 66	5,971 94½	2,654 95	687 04	228 94½	38,311 27¼	1,197 26	60,557 07¼	14 50	8,387 34	3,402 21½	48,753 02½
Virginia, - - -	50,970 95	32,497 29½	6,792 21½	1,799 30	87 07½	48,314 73½	5,753 52	146,215 09	-	-	3,615 06½	142,600 02½
North Carolina, - -	3,417 30	3,050 87	781 74	168 12	-	11,796 46½	882 54¼	20,097 04¼	141 60	-	1,011 02	18,944 42¼
South Carolina, - -	23,203 09	17,533 39	5,037 28	1,721 11	52 99	38,234 16	4,889 91	90,671 93	-	1,456 77	2,446 08	86,769 08
Georgia, - - -	930 83	789 14	287 90	61 55	-	5,634 62	385 37	8,089 41	-	34 06	717 07½	7,338 27½
Totals, - -	\$176,471 72	\$129,147 28¼	\$37,717 64¼	\$13,783 94¼	\$374 90	\$478,163 97¼	\$22,530 03¼	\$858,189 55¼	\$13,344 19	\$22,460 20	\$33,312 14½	\$789,072 99½

TREASURY DEPARTMENT, *Register's Office, December 1, 1792.*

JOSEPH NOURSE, *Register.*

Abstract of Duties arising on the Tonnage of Vessels entered into the United States, commencing the 1st October, 1791, and ending on the 31st December following.

STATES.	United States' Vessels.		United States' Coasters.		United States' Fisheries.		United States' Vessels trading without licence.		France.		Great Britain.		Spain.	
	Tons. 95ths.	Dols. cts.	Tons. 95ths.	Dols. cts.	Tons. 95ths.	Dols. cts.	Tons. 95ths.	Dols. cts.	Tons. 95ths.	Dols. cts.	Tons. 95ths.	Dols. cts.	Tons. 95ths.	Dols. cts.
New Hampshire, -	3,244.00	194 64	351.	21 06	-	-	-	-	-	-	131.	65 50	-	-
Massachusetts, -	26,251.89	1,575 31½	13,823.87	829 60½	2,921.72	175 34	-	-	54.35	27 18	4,139.09	2,069 87½	153.50	76 77
Rhode Island, -	3,419.03	205 14¾	2,013.73	120 84¾	-	-	32.58	16 30	-	-	262.47	131 25	-	-
Connecticut, -	4,016.16	240 97	2,959.79	177 59	-	-	-	-	31.14	15 57	1,249.32	624 78	-	-
New York, -	10,716.16	642 97	1,831.48	109 90	-	-	200.71	100 37	546.71	273 37	12,276.24	6,137 88	-	-
New Jersey, -	383.71	23 02½	1,699.71	101 98½	-	-	-	-	-	-	-	-	-	-
Pennsylvania, -	14,873.56	892 42	935.79	56 15	-	-	-	-	691.08	327 08	6,305.16	3,152 65	271.47	135 75
Delaware, -	321.00	19 26	155.31	9 32	-	-	-	-	-	-	295.	147 50	-	-
Maryland, -	9,408.71	564 52½	2,850.61	171 03½	347.	20 82	246.71	123 37½	151.71	75 87½	4,150.24	2,075 12½	114.71	57 37½
Virginia, -	9,802.52	588 19½	2,979.63	178 88	-	-	-	-	1,636.92	818 50	15,318.55	7,659 55	305.	152 50
North Carolina, -	5,213.55	312 82¾	1,302.46	78 16	-	-	-	-	-	-	2,508.09	1,254 04½	-	-
South Carolina, -	5,658.63	339 51	1,289.02	77 33	-	-	74.88	37 46	64.40	32 21	6,038.49	3,019 29	211.14	105 57
Georgia, -	1,278.82	76 74	236.05	14 17	-	-	-	-	-	-	3,570.11	1,785 06	-	-
<b>Totals,</b>	<b>94,587.83</b>	<b>5,675 54</b>	<b>32,428.75</b>	<b>1,946 03</b>	<b>3,268.72</b>	<b>196 16</b>	<b>555.03</b>	<b>277 50½</b>	<b>3,176.46</b>	<b>1,569 78½</b>	<b>56,243.86</b>	<b>28,122 50½</b>	<b>1,055.87</b>	<b>527 96½</b>

STATES.	Portugal.		United Netherlands.		Imperial.		Hanse Towns.		Sweden.		Total American Tonnage.	Total For'n. Tonnage.	Total amount, Foreign and Domestic Tonnage.	
	Tons. 95ths.	Dols. cts.	Tons. 95ths.	Dols. cts.	Tons. 95ths.	Dols. cts.	Tons. 95ths.	Dols. cts.	Tons. 95ths.	Dols. cts.	Tons. 95ths.	Tons. 95ths.	Tons. 95ths.	Dols. cts.
New Hampshire, -	-	-	-	-	-	-	-	-	-	-	3,595.	131.	3,726.	281 20
Massachusetts, -	-	-	224.	112 00	-	-	-	-	-	-	42,997.58	4,570.94	47,568.57	4,964 30½
Rhode Island, -	-	-	-	-	-	-	-	-	-	-	5,465.39	262.47	5,727.86	473 54½
Connecticut, -	-	-	49.	24 50	-	-	-	-	-	-	6,976.	1,329.46	8,305.46	1,083 41
New York, -	380.24	190 12	107.23	53 62	-	-	-	-	-	-	12,748.24	13,310.47	26,058.71	7,508 23
New Jersey, -	-	-	-	-	-	-	-	-	-	-	2,083.47	-	2,083.47	125 01
Pennsylvania, -	399.16	199 59	-	-	-	-	-	-	74.31	37 17	15,809.40	7,741.23	23,550.63	4,800 81
Delaware, -	-	-	-	-	-	-	-	-	476.31	295.	771.31	295.	1,066.62	176 08
Maryland, -	348.48	174 25	84.	42 00	-	-	168.	84 00	75.00	37 50	12,853.13	5,092.24	17,945.37	3,423 48
Virginia, -	-	-	-	-	-	-	-	-	-	-	12,782.20	17,260.52	30,042.72	9,397 62½
North Carolina, -	125.15	62 57½	-	-	-	-	-	-	-	-	6,516.06	2,633.24	9,149.30	1,707 60½
South Carolina, -	-	-	-	-	1,863.86	931 93	-	-	-	-	7,022.58	8,177.94	15,200.57	4,543 30
Georgia, -	-	-	-	-	-	-	-	-	-	-	1,514.87	3,570.11	5,085.03	1,875 97
<b>Totals,</b>	<b>1,253.08</b>	<b>626 53½</b>	<b>464.23</b>	<b>232 12</b>	<b>1,863.86</b>	<b>931 93</b>	<b>168.</b>	<b>84 00</b>	<b>149.31</b>	<b>74 67</b>	<b>130,840.43</b>	<b>64,374.82</b>	<b>195,215.30</b>	<b>40,360 56½</b>

TREASURY DEPARTMENT, Register's Office, December 1, 1792.

JOSEPH NOURSE, Register.

2d CONGRESS.]No. 16.[2d SESSION.IMPORTS AND TONNAGE FOR THE YEAR ENDING SEPTEMBER 30, 1791, AND EXPORTS  
FOR THE YEAR ENDING SEPTEMBER 30, 1792.

COMMUNICATED TO THE SENATE, FEBRUARY 28, 1793.

TREASURY DEPARTMENT, *February 27, 1793.*

SIR:

I have the honor to transmit to you sundry returns, relative to the imports and tonnage of the United States, agreeably to the note thereof, at the foot of this communication.

With perfect respect, I have the honor to be, sir, your most obedient and most humble servant,

ALEXANDER HAMILTON, *Secretary of the Treasury.*

The VICE PRESIDENT of the United States and President of the Senate.

---

13 Statements of imports into each State, commencing 1st October, 1790, and ending 30th September, 1791.

1 General statement of imports into the United States, 1790.

1 Estimate of the value of imports into the United States, 1790.

1 Summary of imports into each State, 1790.

13 Statements of tonnage, 1790.

1 General statement of tonnage into the United States, 1790.

A Statement of Goods, Wares, and Merchandise, imported into the State of New Hampshire, from the 1st day of October, 1790, to the 30th September, 1791.

FROM WHENCE IMPORTED.	DUTIES AD VALOREM.				ARTICLES PAYING SPECIFIC DUTIES.									
	5 per cent.	7½ per cent.	10 per cent.	12½ per cent.	Madeira Wines.	Other Wines.	Spirits.	Beer, Ale, and Porter, in Cases.	Molasses.	Bohea Tea.	Coffee.	Cocoa.	Brown Sugar.	Loaf Sugar.
	Value of Goods.	Value of Goods.	Value of Goods.	Value of Goods.										
	Dollars.				Gallons.					Pounds.				
England, Man, and Berwick, - - - - -	36,889	9,296	3,811	699	-	59	-	284	-	-	-	-	-	-
Scotland, - - - - -	490	10	117	-	-	-	-	-	-	-	-	-	-	-
Ireland, - - - - -	1,805	77	-	200	-	-	-	-	-	-	-	-	-	-
British West Indies, - - - - -	154	-	19	-	-	-	2,921	-	-	-	327	-	11,908	-
British American Colonies, - - - - -	1,331	2,966	79	-	-	-	98	-	-	-	-	-	-	77
France, - - - - -	1,525	-	46	-	-	-	213	-	-	-	-	-	-	-
French West Indies, - - - - -	737	110	86	-	626	100	65,097	-	86,675	86	47,649	3,223	175,292	-
Madeira, - - - - -	-	-	-	-	4,721	-	-	-	-	-	-	-	-	-
Cape de Verd Islands, - - - - -	-	-	-	-	-	-	-	-	-	-	-	-	-	-
Dutch W. Indies and American Colonies, - - - - -	909	118	71	-	97	-	6,254	-	1,507	-	9,248	1,893	101,401	-
Swedish West Indies, - - - - -	12	-	20	-	-	-	181	-	-	-	-	-	-	-
Imperial Ports, - - - - -	-	-	175	-	-	-	867	-	-	-	-	-	-	-
Hamburg and Bremen, - - - - -	-	651	-	1,071	-	-	67	-	-	-	-	-	-	-
Uncertain, - - - - -	-	-	28	-	-	-	-	-	-	-	-	-	-	-
<b>Total,</b>	<b>44,403</b>	<b>12,577</b>	<b>4,452</b>	<b>1,970</b>	<b>5,444</b>	<b>159</b>	<b>75,698</b>	<b>284</b>	<b>88,182</b>	<b>86</b>	<b>57,224</b>	<b>5,116</b>	<b>288,601</b>	<b>77</b>

## STATEMENT—Continued.

FROM WHENCE IMPORTED.	ARTICLES PAYING SPECIFIC DUTIES.														
	Candles of Tal- low.	Cheese.	Cotton.	Nails and Spikes.	Bar and other Lead.	Steel, unwrought.	Hemp.	Tarred Cordage.	Twine and Pack Thread.	Salt.	Coal.	Shoes.	Boots.	Cider, Beer, Ale, and Porter, in bottles.	Pickled Fish.
	Pounds.					Per 112 Pounds.				Bushels.	Pairs of		Dozens	Barrels.	
England, Man, and Berwick, Scotland.	-	768	-	14,812	4,336	-	440.0.0	-	0.3.16	8,928	-	18	-	70	
Ireland.															
British West Indies.															
British American Colonies,	150	-	-	87	-	-	-	-	-	-	288	121	9	-	78
France,	-	-	-	-	-	-	-	-	-	4,242	-	-	-	-	-
French West Indies,	-	-	16,218	-	-	-	-	53.0.7	-	-	-	-	-	-	-
Madeira,	-	-	-	-	-	-	-	-	-	3,138	-	-	-	-	-
Cape de Verd Islands,	-	-	-	-	-	-	-	-	-	15,792	-	-	-	-	-
Dutch W. Indies and American Colonies,	-	-	1,346	-	-	-	-	2.1.0.	-	4,260	-	-	-	-	-
Swedish West Indies,	-	-	-	-	-	-	-	-	-	-	-	-	-	-	-
Imperial Ports,	-	-	-	-	-	16.0.0	203.2.14	-	-	-	-	-	-	-	-
Hamburg and Bremen,	-	-	-	-	-	-	-	-	-	-	-	-	-	-	-
Uncertain.	-	-	-	-	-	-	-	-	-	-	-	-	-	-	-
<b>Total,</b>	<b>150</b>	<b>768</b>	<b>17,564</b>	<b>14,899</b>	<b>4,336</b>	<b>16.0.0</b>	<b>643.2.14</b>	<b>55.1.7</b>	<b>0.3.16</b>	<b>36,360</b>	<b>288</b>	<b>139</b>	<b>9</b>	<b>70</b>	<b>78</b>

TREASURY DEPARTMENT, Register's Office, December 24th, 1792.

JOSEPH NOURSE, Register.

A Statement of Goods, Wares, and Merchandise, imported into the State of Massachusetts, from the 1st day of October, 1790, to the 30th day of September, 1791.

FROM WHENCE IMPORTED.	DUTIES AD VALOREM.					ARTICLES PAYING A SPECIFIC RATE OF DUTY.													
	5 per cent.	7 p. cent.	10 p. ct.	12½ p. ct.	15 p. ct.	Madeira Wine.	Other Wines.	Spirits.	Beer, Ale, & Porter, in Casks.	Molasses.	Coffee.	Cocoa.	Brown Sugar.	Loaf Sugar.	Other Sugars.	Cheese	Soap.	Pep- per.	Pimen- to.
	Value of Goods.	Value of Goods.	Value of Goods.	Value of Goods.	Value of Goods.														
	Dollars.					Gallons.					Pounds.								
England, Man, and Berwick, -	1,005,240	668,269	111,550	19,951	-	-	-	70	2,195	-	-	-	-	779	-	4,337	53	-	-
Scotland, - - - - -	6,682	4,521	496	46	-	-	-	-	-	-	-	-	-	-	-	-	-	-	-
Ireland, - - - - -	21,877	1,619	155	337	-	-	-	-	-	-	-	-	-	-	-	-	-	-	-
Gibraltar, - - - - -	2,277	226	127	-	-	-	245	-	-	-	94	-	-	-	-	-	-	-	-
British East Indies, -	23,919	35,796	7	30	-	475	-	4	-	-	141	-	114,048	-	-	-	-	-	-
British West Indies, -	780	1,819	1,327	160	-	1,590	32	38,177	-	-	1,915	50	54,752	56	-	-	-	-	75
Newfoundland and Fisheries, -	692	-	-	-	-	-	-	-	-	-	-	-	-	-	-	-	-	-	-
British American Colonies, -	17,726	391	1,557	75	26	-	296	15,894	-	-	20	-	1,243	113	-	11	-	-	587
France, - - - - -	16,862	34,045	3,834	3,312	-	-	507	8,642	-	-	-	-	-	-	-	-	-	8,258	-
St. Pierre, Miquelon, and Fisheries, -	1,055	344	106	1	-	-	1,609	-	-	-	63	-	250	-	-	-	-	-	-
French West Indies, -	4,588	1,642	535	110	-	104	1,899	50,445	-	2,859,256	331,024	51,334	2,437,189	352	3,215	-	310	-	-
Spain, - - - - -	14,136	1,399	6,728	24	-	-	40,132	1,607	-	-	-	-	-	-	-	-	-	-	-
Teneriffe and other Canaries, -	612	-	5	-	-	-	14,838	-	-	-	-	-	-	-	-	-	-	-	-
West Indies, - - - - -	93	-	8	-	-	-	-	5,193	-	-	377	-	3,304	-	-	-	-	-	-
Floridas and Louisiana, - - - - -	-	-	-	-	-	-	-	-	-	295	2,780	-	18,026	-	-	-	-	-	-
Portugal, - - - - -	3,592	3,631	3,650	-	-	885	14,703	-	-	-	-	-	-	-	-	-	-	-	-
Madeira, - - - - -	92	-	-	-	-	7,344	-	-	-	-	-	-	-	-	-	-	-	-	-
Fayal and other Azores, - - - - -	585	-	523	-	-	-	21,533	-	-	-	-	-	9,445	-	11,572	-	-	-	-
Cape de Verd Islands, - - - - -	5,020	63	5	-	-	-	-	-	-	-	870	-	-	-	-	-	-	-	-
United Netherlands, - - - - -	21,849	14,210	9,407	6,079	-	-	199	8,343	-	-	-	-	-	336	-	624	-	100	-
Dutch W. Indies and Am. Colonies, -	2,786	2,131	504	83	-	9,840	45	185,425	-	380,605	195,091	151,350	1,676,218	171	688	6	207	-	-
Cape of Good Hope, - - - - -	482	6,266	244	6	-	-	4,562	139	-	-	12,749	-	-	-	-	-	-	-	-
Denmark and Norway, - - - - -	17,124	-	4	-	-	-	-	-	-	104	7,103	238	133,920	-	-	-	-	-	1,644
Danish West Indies, - - - - -	1,988	55	80	-	-	3,683	5	25,589	-	-	-	-	-	-	-	-	-	-	-
Sweden, - - - - -	18,871	-	-	22	-	-	-	-	-	-	-	-	-	-	-	-	-	-	-
Swedish West Indies, - - - - -	16	127	18	3	-	1,394	-	4,551	-	-	-	-	5,584	-	-	-	-	-	46
China, - - - - -	-	-	-	-	-	-	-	-	-	-	-	-	-	-	-	-	-	-	-
Imperial Ports, - - - - -	1,154	393	140	354	-	-	-	944	-	-	-	-	-	-	-	-	-	-	-
Hamburg and Bremen, - - - - -	4,189	-	516	3,846	-	-	-	70	-	-	-	-	-	20	-	-	-	-	-
Russia, - - - - -	190,649	2,492	-	-	-	-	61	74	-	-	-	-	-	-	-	-	-	-	-
East Indies, generally, - - - - -	32,913	304	-	-	-	-	736	-	-	-	25,138	-	-	-	-	-	-	-	-
West Indies, generally, - - - - -	-	-	-	-	-	-	-	1,561	-	44,351	7,817	1,533	91,843	-	60	-	-	-	-
Uncertain, - - - - -	4,450	1,428	767	642	-	-	1,779	1,607	-	10,047	700	-	59,568	-	-	-	-	-	-
Total,	1,422,299	781,172	142,293	35,081	26	25,315	103,181	348,335	2,195	3,294,658	585,882	204,505	4,605,390	1,827	15,535	4,978	8,828	100	2,352

STATEMENT—Continued.

1793.]

IMPORTS, TONNAGE, AND EXPORTS.

171

FROM WHENCE IMPORTED.	ARTICLES PAYING A SPECIFIC RATE OF DUTY.																								
	Tobacco Manuf.	Snuff.	Indigo.	Cotton.	Nails and Spikes.	Bar and other Lead.	Steel, unwrought.	Hemp.	Cables.	Tarred Cordage.	Untarred Cordage and Yarn.	Twine and Pack Thread.	Salt.	Coal.	Shoes.	Boots.	Cider, Beer, Ale, and Porter, in bottles.	Playing Cards.	Pickled Fish.	Dried Fish.	Bohea Tea.	Souchong Tea.	Green Tea.	Hyson Tea.	
	Pounds.						Per 112 pounds.						Bushels.	Pairs of	Dozens	Packs.	Bls.	Q'ts	Pounds of						
England, Man, and Berwick, Scotland.	10	12	.	67,588	180,881	174.1.10	1,586.3. 8	.	66.2.24	219.2.11	128.1. 0	76,947	12,619	645	4	2,843	4,488	.	.	.	.	.	6	.	.
Ireland, Gibraltar.	.	.	.	.	.	.	.	.	.	.	.	.	1,353	.	.	.	.	.	.	.	.	.	.	.	.
British East Indies, British West Indies, Newfoundland and Fisheries.	.	.	4,424	.	215	.	.	54.2.23	.	.	.	17,634	216	.	.	6	.	.	.	.	.	90	.	656	.
British American Colonies, France, St. Pierre, Miquelon, and Fisheries.	.	.	.	876	.	4.3.18	416.3. 7	.	222.0.25	.	0.1.22	3,860	326	353	.	.	24	787	666	.	52	968	54	10	
French West Indies, Spain, Teneriffe and other Canaries.	1	3	57	32,520	2,652	896	.	.	6.0.14	.	.	664	.	.	.	.	.	.	17	200	.	.	.	414	
West Indies, Floridas and Louisiana, Portugal, Madeira.	.	.	.	426	.	.	.	.	.	.	.	29,105	66,572	.	.	.	.	.	.	.	.	.	.	391	
Fayal and other Azores, Cape de Verd Islands, United Netherlands, Dutch West Indies and American Colonies.	.	.	272	69,759	1,960	1,523.2.10	391.3.15	.	.	.	.	56,363	.	.	.	.	.	.	.	.	98,577	12,754	.	57	
Cape of Good Hope, Denmark and Norway, Danish West Indies, Sweden, Swedish West Indies, China, Imperial Ports.	.	.	.	.	.	.	694.3. 0	.	14.3. 0	9.0. 0	151,939	.	84	2	.	.	.	.	.	.	20,607	12	134	.	
Hamburg and Bremen, Russia, East Indies, generally, West Indies, generally, Uncertain.	.	.	403	7,939	.	30.0. 0	600.1.21	3,261.2. 0	97.0.16	680.2.19	55.3. 0	6,531	.	.	.	3	.	.	.	.	300	1,463	4	1,566	
Total,	1	13	744	121,180	71,302	187,781	1,732.3.10	6,952.0.23	151.3.11	1,088.0.8	219.2.11	137.2.22	437,907	14,798	1,009	4	2,852	4,512	804	866	120,089	15,957	58	9,822	

TREASURY DEPARTMENT, Register's Office, December 24th, 1792.

JOSEPH NOURSE, Register.

A Statement of Goods, Wares, and Merchandise, imported into the State of Rhode Island and Providence Plantations, from the 1st of October, 1790, to the 30th of September, 1791.

FROM WHENCE IMPORTED.	DUTIES AD VALOREM.				ARTICLES PAYING SPECIFIC DUTIES.												
	Value of Goods, at 5 per cent.	Value of Goods, at 7½ per cent.	Value of Goods, at 10 per cent.	Value of Goods, at 12½ per cent.	Madeira Wines.	Other Wines.	Spirits.	Beer, Ale, and Porter, in casks.	Molasses.	Coffee.	Cocoa.	Brown Sugar.	Leaf Sugar.	Other Sugars.	Soap.	Pepper.	Pimento.
	Dollars.				Gallons.					Pounds.							
England, Man, and Berwick,	1,485	1,529	3,981	173	-	-	-	16	-	-	-	-	-	-	-	-	-
Ireland,	5,241	-	283	669	-	-	-	-	-	-	-	-	-	-	-	-	-
British West Indies,	19	15	21	-	-	-	116	-	433	62	-	3,881	-	-	-	-	-
British American Colonies,	272	-	-	-	-	-	-	-	-	-	-	-	-	-	-	-	-
France,	2,951	2,177	313	94	-	290	3,395	-	-	-	-	-	-	-	-	-	-
French West Indies,	1,102	2,712	172	49	-	213	7,059	-	538,651	113,964	14,224	671,151	43	-	392	-	1,588
Spain,	31	-	3	-	-	15	3	-	-	-	-	-	-	-	-	-	-
Spanish West Indies,	18	80	72	7	-	4	-	-	-	-	-	-	-	-	-	-	-
Floridas and Louisiana,	-	-	6	9	-	-	-	-	56,029	65	-	152,072	269	51,484	-	-	-
Cape de Verd Islands,	187	89	-	-	-	-	-	-	17,030	-	-	-	-	-	-	-	-
Dutch West Indies and American Colonies,	1,157	61	186	54	341	371	29,754	-	240,192	6,386	58,700	312,025	-	-	-	-	-
Denmark and Norway,	36,996	22	27	-	-	-	-	-	111	-	-	-	-	-	-	-	-
Danish West Indies,	250	272	51	2	-	13,457	8,986	-	677	3,028	-	40,177	-	-	-	-	180
China,	300	7,848	199	2,925	28	50	13	-	-	84	-	248	28	-	-	97	-
Imperial Ports,	31	42	203	5	-	15	1,149	19	-	-	-	-	-	-	-	-	-
Russia,	15,983	-	13	-	-	-	-	-	16,836	-	-	-	-	-	-	-	-
Uncertain,	-	-	-	-	-	-	-	-	-	-	-	-	-	-	-	-	-
<b>Total,</b>	<b>66,023</b>	<b>14,847</b>	<b>5,529</b>	<b>3,987</b>	<b>369</b>	<b>14,846</b>	<b>50,475</b>	<b>35</b>	<b>869,959</b>	<b>123,589</b>	<b>72,924</b>	<b>1,179,554</b>	<b>340</b>	<b>51,484</b>	<b>392</b>	<b>97</b>	<b>1,768</b>



STATEMENT—Continued.

32

FROM WHENCE IMPORTED.	ARTICLES PAYING SPECIFIC DUTIES.																
	Tobacco, manu- factured.	Cotton.	Nails and Spikes.	Bar & other Lead.	Hemp.	Tarred Cordage.	Salt.	Coal.	Shoes.	Boots.	Cider, Beer, Ale, and Porter, in bottles.	Pickled Fish.	Quintals Dried Fish.	Bohea Tea.	Souchong Tea.	Hyson Tea.	Other Green Tea.
	Pounds.				Per 112 Pounds.		Bushels.		Pairs.		Dozens.	Barrels	Pr. 112 lbs.	Pounds.			
England, Man, and Berwick,	-	-	-	2,547	-	-	4,250	357	24	24	48	-	-	-	-	-	-
Ireland,	-	-	-	2,240	-	-	3,232	1,366	-	-	-	-	-	-	-	-	-
British West Indies,	-	188	-	238	-	-	32,827	-	-	-	-	-	-	11	-	-	-
British American Colonies,	-	-	-	-	-	-	-	-	-	-	-	8	47 2 19	-	-	-	-
France,	-	-	-	-	-	-	-	-	-	-	-	-	-	-	-	-	-
French West Indies,	-	1,049	-	-	-	3 1 03	1,711	-	-	-	-	-	-	-	-	-	-
Spain,	-	-	-	-	-	1 0 22	1,454	-	-	-	-	-	-	-	-	-	-
Spanish West Indies,	15	95	-	-	-	-	-	-	-	-	-	-	-	-	-	-	-
Floridas and Louisiana,	-	-	-	-	-	-	-	-	-	-	-	-	-	-	-	-	-
Cape de Verd Islands,	-	-	-	-	-	-	2,852	-	-	-	-	-	-	-	-	-	-
Dutch West Indies and American Colonies,	-	283	2,380	3,255	-	20 1 00	18,665	-	-	-	-	-	-	-	-	-	39
Denmark and Norway,	-	-	-	-	1,174 0 20	-	-	-	-	-	-	-	-	22,840	141	11	-
Danish West Indies,	-	143	-	681	-	-	945	-	-	-	-	-	-	-	-	209	-
China,	-	-	-	-	-	-	-	-	-	-	-	-	-	236,182	29,739	35,369	9,855
Imperial Ports,	-	-	-	-	-	-	-	1,602	-	-	-	-	-	-	-	-	-
Russia,	-	-	-	-	-	-	-	-	-	-	-	-	-	9,347	-	-	-
Uncertain,	-	-	-	-	-	-	-	-	-	-	-	-	-	-	-	-	-
<b>Total,</b>	15	1,758	2,380	8,961	1,174 0 20	24 2 25	65,936	3,325	24	24	48	8	47 2 19	268,380	29,880	35,589	9,694

TREASURY DEPARTMENT, Register's Office, December 24, 1792.

JOSEPH NOURSE, Register.

1793.]

IMPORTS, TONNAGE, AND EXPORTS.

173

Statement of Goods, Wares, and Merchandise, imported into the State of Connecticut, from the 1st of October, 1790, to the 30th of September, 1791.

FROM WHENCE IMPORTED.	DUTIES AD VALOREM.				ARTICLES PAYING SPECIFIC DUTIES.										
	Value of Goods, at 5 per cent.	Value of Goods, at 7½ per cent.	Value of Goods, at 10 per cent.	Value of Goods, at 12½ per cent.	Madeira Wines.	Other Wines.	Spirits.	Beer, Ale, & Porter, in casks.	Molasses.	Coffee.	Cocoa.	Brown Sugar.	Other Sugars.	Candles of Tallow.	Soap.
	Dollars.				Gallons.					Pounds.					
England, Man, and Berwick,	25,390	13,316	6,901	1,106	.	83	113	535	.	.	.	.	.	.	.
British West Indies,	3,629	1,490	516	114	15	.	96,215	.	14,234	9,027	698	42,294	272	.	.
British American Colonies,	240	.	9	.	.	.	.	.	.	.	.	619,422	1,209	109	80
French West Indies,	370	275	155	17	.	297	15,615	.	590,470	20,112	7,887	384	.	.	.
Floridas and Louisiana,	.	.	.	.	.	.	.	.	.	.	.	.	.	.	.
Portugal,	11	.	3	.	.	281	.	.	.	.	.	.	.	.	.
Dutch West Indies and American Colonies,	2,856	100	866	536	271	324	178,372	.	155,711	28,720	1,343	550,682	1,002	.	.
Danish West Indies,	534	4	117	66	.	.	57,300	.	6,771	417	360	47,850	.	.	.
Uncertain,	2,923	689	1,505	457	.	.	10,862	.	6,143	2,638	83	20,775	158	.	.
<b>Total,</b>	<b>35,953</b>	<b>15,774</b>	<b>10,072</b>	<b>2,296</b>	<b>286</b>	<b>985</b>	<b>358,477</b>	<b>535</b>	<b>773,329</b>	<b>60,914</b>	<b>10,371</b>	<b>1,281,407</b>	<b>2,641</b>	<b>109</b>	<b>80</b>
ARTICLES PAYING SPECIFIC DUTIES.															
	Pimento.	Indigo.	Cotton.	Nails and Spikes.	Bar and other Lead.	Steellunwrought.	Hemp.	Tarred Cordage.	Salt.	Shoes.	Cider, Beer, Ale, & Porter, in bottles.	Barrels Pickled Fish.	Bohea Tea.	Other Green.	
	Pounds.				Per 112 pounds.			Bushels.	Pairs of.	Dozens.	Barrels.	Pounds.			
England, Man, and Berwick,	.	.	589	8,676	2,240	10.2.7	200.0.0	.	3,416	.	47	.	.	.	.
British West Indies,	1,415	.	.	.	60	.	.	.	36,214	65	.	.	.	.	.
British American Colonies,	.	352	5,445	.	.	.	.	13.0.0	2,981	.	.	.	61	.	.
French West Indies,	.	.	.	.	.	.	.	.	.	.	.	.	.	.	.
Floridas and Louisiana,	.	.	.	.	.	.	.	.	1,872	.	.	.	.	.	.
Portugal,	.	.	8,366	.	2,045	.	.	.	114,232	.	.	1	.	55	.
Dutch West Indies and American Colonies,	.	.	891	.	.	.	.	.	5,262	.	.	.	.	.	.
Danish West Indies,	86	.	3,840	2,778	2,828	19.3.0	.	.	1,180	.	75	.	.	.	.
Uncertain,	.	.	.	.	.	.	.	.	.	.	.	.	.	.	.
<b>Total,</b>	<b>1,501</b>	<b>352</b>	<b>19,131</b>	<b>11,454</b>	<b>7,173</b>	<b>30.1.7</b>	<b>200.0.0</b>	<b>13.0.0</b>	<b>165,157</b>	<b>65</b>	<b>122</b>	<b>1</b>	<b>61</b>	<b>55</b>	

A Statement of Goods, Wares, and Merchandise, imported into the State of New York, from the 1st of October, 1790, to the 30th September, 1791.

FROM WHENCE IMPORTED.	DUTIES AD VALOREM.					ARTICLES PAYING A SPECIFIC RATE OF DUTY.							
	Value of Goods, at 5 per cent.	Value of Goods, at 7½ per cent.	Value of Goods, At 10 per cent.	Value of Goods, at 12½ per cent.	Value of Goods, at 15 per cent.	Madeira Wines.	Other Wines.	Spirits.	Beer, Ale, and Porter, in casks.	Molasses.	Coffee.	Cocoa.	Brown Sugar.
	Dollars.					Gallons.					Pounds.		
England, Man, and Berwick, - - - - -	1,725,150	1,548,032	178,220	54,778	1,071	715	1,080	94	5,707	-	4	-	30
Guernsey, Jersey, Sark, and Alderney, - - - - -	540	15	178	-	-	-	1,115	9,578	-	-	-	-	-
Scotland, - - - - -	109,750	128,060	71	205	-	-	-	-	-	-	-	-	-
Ireland, - - - - -	140,569	2,570	1,137	6,898	-	-	-	-	78	-	-	-	-
Gibraltar, - - - - -	-	-	81	-	-	-	-	-	-	-	-	-	-
British West Indies, - - - - -	11,469	2,630	13,153	-	-	309	11	500,875	-	4,352	100,835	2,028	344,491
Newfoundland and Fisheries, - - - - -	94	-	-	-	-	-	-	-	-	-	-	-	-
British American Colonies, - - - - -	9,737	1,648	900	35	-	7	582	1,961	-	-	-	-	3,127
France, - - - - -	12,616	35,759	874	39	-	-	431	3,993	-	-	-	140	-
St. Pierre, Miquelon, and Fisheries, - - - - -	3	-	26	-	-	-	-	-	-	-	-	-	-
French West Indies, - - - - -	1,611	5,017	886	67	-	-	1,530	52,284	-	787,292	350,241	55,651	1,859,602
Spain, - - - - -	2,161	5,805	4,236	20	-	-	10,818	3,441	-	-	-	-	-
Teneriffe and other Canaries, - - - - -	12	-	-	-	-	-	22,626	223	-	-	-	-	942
Spanish West Indies, - - - - -	42	-	63	-	-	-	2	5	-	32,422	4,742	-	47,859
Floridas and Louisiana, - - - - -	10	-	32	-	-	-	-	-	-	-	-	-	419
Spanish American Colonies, - - - - -	96	-	-	-	-	-	-	-	-	-	-	-	-
Portugal, - - - - -	419	24	63	-	-	1,004	13,413	-	-	-	-	-	-
Madeira, - - - - -	5,235	658	1,277	36	-	75,842	-	864	-	-	188	-	493
Fayal and other Azores, - - - - -	32	-	8	-	-	-	20,030	2,514	-	-	-	-	-
Cape de Verd Islands, - - - - -	-	-	-	-	-	-	-	-	-	-	-	-	-
United Netherlands, - - - - -	58,202	36,380	23,497	4,808	-	210	2,069	245,080	-	-	-	-	-
Dutch West Indies and American Colonies, - - - - -	3,889	310	891	78	-	3,206	77	66,306	-	84,475	63,044	67,038	385,215
Danish West Indies, - - - - -	1,634	92	581	45	-	73	-	66,361	-	6	2,207	-	139,893
China, - - - - -	268	88,700	850	4,059	-	906	38	24	-	-	91	-	685
Russia, - - - - -	18,434	-	33	-	-	-	5	-	-	-	-	-	-
Africa, generally, - - - - -	-	-	-	-	-	4,142	-	-	-	-	-	-	-
Italian Ports, - - - - -	3,361	2,602	2,440	1,004	-	-	5,388	-	-	-	-	-	-
Uncertain, - - - - -	20,019	6,957	1,852	1,536	-	104	671	3	-	-	11	-	230
<b>Total,</b> - - - - -	<b>2,125,353</b>	<b>1,865,309</b>	<b>231,349</b>	<b>73,608</b>	<b>1,071</b>	<b>86,518</b>	<b>79,916</b>	<b>953,606</b>	<b>5,785</b>	<b>908,547</b>	<b>521,363</b>	<b>124,857</b>	<b>2,782,986</b>

STATEMENT—Continued.

FROM WHENCE IMPORTED.	ARTICLES PAYING A SPECIFIC RATE OF DUTY.														Steel, unwrought.	Hemp.	Tarred Cordage.
	Loaf Sugar.	Other Sugars.	Candles of Tallow.	Candles of Wax.	Cheese.	Soap.	Pepper.	Pimento.	Tobacco, Manu- factured.	Snuff.	Indigo.	Cotton.	Nails and Spikes.	Bar and other Lead.			
	Pounds,																
England, Man, and Berwick, -	167	2,550	-	-	4,490	395	850	-	-	-	-	-	161,100	401,578	1,388 3 04	1,994 1 14	45 3 07
Guernsey, Jersey, Sark, and Alderney, -	-	-	-	-	99	-	-	-	-	-	10	-	2,146	-	-	-	-
Scotland, -	-	-	-	-	-	-	-	-	-	-	-	-	-	-	-	-	-
Ireland, -	-	-	-	-	-	-	-	-	-	-	-	-	-	-	-	-	-
Gibraltar, -	-	-	-	-	-	-	-	-	-	-	-	-	-	-	-	-	-
British West Indies, -	7	15,849	-	-	26	-	-	131,410	20	6	497	7,833	6,306	5,986	0 3 14	-	11 3 00
Newfoundland and Fisheries, -	-	-	-	-	-	-	-	-	-	-	-	-	-	-	-	-	-
British American Colonies, -	-	-	20	16	92	-	-	-	-	292	-	1,038	400	85	-	-	205 0 14
France, -	-	-	-	274	41	-	-	-	-	-	-	-	-	-	-	-	-
St. Pierre, Miquelon, and Fisheries, -	-	-	-	-	-	-	-	-	-	-	-	-	-	-	-	-	-
French West Indies, -	108	-	-	20	65	1,795	-	-	-	11	19	16,629	-	389	-	-	-
Spain, -	-	-	-	-	-	-	-	-	-	-	-	-	-	-	-	-	-
Teneriffe and other Canaries, -	-	-	-	-	-	-	-	-	-	-	-	-	-	-	-	-	-
Spanish West Indies, -	37	3,928	30	-	-	-	-	-	17	-	-	-	-	-	-	-	9 3 21
Floridas and Louisiana, -	-	1,393	-	-	-	-	-	-	36	-	-	-	-	-	-	-	-
Spanish American Colonies, -	-	-	-	-	-	-	-	-	-	-	-	-	-	-	-	-	-
Portugal, -	-	-	-	-	-	-	-	-	-	1	-	-	-	-	-	-	-
Madeira, -	-	-	-	-	-	-	-	-	-	-	-	-	-	-	-	-	-
Fayal and other Azores, -	-	-	-	-	-	-	-	-	-	-	-	-	-	-	-	-	-
Cape de Verd Islands, -	-	-	-	-	-	-	-	-	-	-	-	-	-	1,792	703 1 00	335 0 14	-
United Netherlands, -	-	-	-	-	1,603	-	24,200	-	13	42	508	5,356	-	298	-	-	24 3 21
Dutch West Indies and American Colonies, -	94	-	-	-	72	-	-	64	27	-	-	1,434	1,051	1,663	-	-	-
Danish West Indies, -	86	-	-	-	-	-	-	60	-	121	-	-	-	-	-	-	-
China, -	-	-	-	-	-	-	-	-	-	-	-	-	-	-	-	1,148 0 00	-
Russia, -	-	-	-	-	-	-	-	-	-	-	-	-	-	-	-	25 2 00	-
Africa, generally, -	-	-	-	-	-	-	-	-	-	-	-	-	-	-	-	-	-
Italian Ports, -	-	-	-	-	467	68	300	-	13	-	-	15	-	-	40 2 18	-	-
Uncertain, -	-	-	-	-	-	-	-	-	-	-	-	-	-	-	-	-	-
<b>Total,</b> -	<b>499</b>	<b>23,720</b>	<b>50</b>	<b>322</b>	<b>6,955</b>	<b>2,258</b>	<b>25,350</b>	<b>131,534</b>	<b>125</b>	<b>473</b>	<b>1,034</b>	<b>32,305</b>	<b>171,003</b>	<b>411,791</b>	<b>2,133 2 08</b>	<b>3,503 0 00</b>	<b>297 2 07</b>

STATEMENT—Continued.

FROM WHENCE IMPORTED.	ARTICLES PAYING A SPECIFIC RATE OF DUTY.														
	Untarred Cordage and Yarn.	Twine and Pack Thread.	Salt.	Coal	Shoes.	Boots.	Wool and Cotton Cards.	Cider, Beer, Ale, and Porter, in bottles.	Playing Cards.	Pickled Fish.	Dried Fish.	Bohea Tea.	Souchong Tea.	Other Green Tea.	Hyson Tea.
	Per 112 Pounds.		Bushcls.		Pairs.		Dozens.		Packs.	Barrels	Quin tals.	Pounds.			
England, Man, and Berwick, - - - - -	1 2 14	23 2 17	75,898	72,863	1,226	61	44	5,263	6,720	-	-	-	-	4	6
Guernsey, Jersey, Sark, and Alderney, - - - - -	-	-	-	12,075	461	-	-	1,092	-	-	-	-	-	-	-
Scotland, - - - - -	-	-	-	8,573	3	1	-	-	-	-	-	-	-	-	-
Ireland, - - - - -	-	-	-	-	-	-	-	-	-	-	-	-	-	-	-
Gibraltar, - - - - -	-	-	-	-	-	-	-	-	-	-	-	-	-	-	-
British West Indies, - - - - -	-	-	64,318	638	-	-	-	13	-	-	-	-	-	-	-
Newfoundland and Fisheries, - - - - -	-	-	-	-	-	-	-	-	-	5	7	-	-	-	-
British American Colonies, - - - - -	-	-	1,294	-	524	-	-	13	-	199	53	-	-	-	85
France, - - - - -	-	1 0 00	-	175	-	-	-	13	-	-	-	-	9	-	-
St. Pierre, Miquelon, and Fisheries, - - - - -	-	-	-	-	-	-	-	-	-	-	-	-	-	-	-
French West Indies, - - - - -	-	-	3,812	-	14	6	-	4	-	6	-	-	43	-	-
Spain, - - - - -	-	-	3,574	-	-	-	-	-	-	-	-	-	-	-	-
Teneriffe and other Canaries, - - - - -	-	-	584	-	-	-	-	-	-	-	-	-	-	-	-
Spanish West Indies, - - - - -	-	-	-	-	-	-	-	-	-	-	-	-	-	-	3
Floridas and Louisiana, - - - - -	-	-	-	-	-	-	-	-	-	-	-	-	-	-	-
Spanish American Colonies, - - - - -	-	-	-	-	-	-	-	-	-	-	-	-	-	-	-
Portugal, - - - - -	-	-	11,388	-	1	-	-	-	-	-	-	7,173	-	-	-
Madeira, - - - - -	-	-	-	306	-	-	-	-	-	-	-	-	-	-	-
Fayal and other Azores, - - - - -	-	-	-	-	-	-	-	-	-	-	-	-	-	-	-
Cape de Verd Islands, - - - - -	-	-	1,142	-	-	-	-	-	-	-	-	-	-	-	-
United Netherlands, - - - - -	-	10 1 00	-	-	1	-	-	-	-	-	-	129,938	99	-	69
Dutch West Indies and American Colonies, - - - - -	-	-	71,369	-	6	2	-	-	-	-	-	-	-	-	276
Danish West Indies, - - - - -	-	-	2,838	-	9	-	-	-	-	-	-	-	64	-	63
China, - - - - -	-	-	-	-	-	-	-	-	-	-	-	67,532	36,569	29,332	71,284
Russia, - - - - -	-	-	-	-	3	-	-	-	-	-	-	-	3	-	2
Africa, generally, - - - - -	-	-	-	-	-	-	-	-	-	-	-	-	-	-	-
Italian Ports, - - - - -	-	-	-	-	-	-	-	-	-	-	-	-	-	-	-
Uncertain, - - - - -	-	0 3 00	-	-	3	-	-	20	6,179	-	-	-	-	-	-
Total, - - - - -	1 2 14	35 2 17	236,217	94,630	2,251	73	44	6,418	7,896	210	60	204,643	36,787	29,336	71,788

A Statement of Goods, Wares, and Merchandise, imported into the State of New Jersey, from the 1st day of October, 1790 to the 30th September, 1791.

FROM WHENCE IMPORTED.	DUTIES AD VALOREM.			ARTICLES PAYING SPECIFIC DUTIES.									
	Value of Goods, at 5 per cent.	Value of Goods, at 10 per cent.	Value of Goods, at 12½ per cent.	Madeira Wines.	Other Wines.	Spirits.	Molasses.	Coffee.	Brown Sugar.	Snuff.	Cotton.	Tarred Cordage.	Salt.
	Dollars.			Gallons.				Pounds.				Per 112 pounds.	Bushels.
French West Indies, - - -	57	18	60	31	5	16,111	6,964	692	138,490	-	999	-	290
Madeira, - - - - -	-	-	-	3,174	-	-	-	-	-	-	-	-	-
Dutch W. Indies, and American Colonies,	381	-	-	-	-	-	-	16,743	-	-	18	-	1,859
Danish West Indies, - - -	385	48	6	2	-	10,272	-	350	12,912	40	44	59.2.25	38
Uncertain, - - - - -	-	-	-	-	399	-	-	-	-	-	-	-	-
Total, -	823	66	66	3,207	404	26,383	6,964	17,785	151,402	40	1,061	59.2.25	2,187

TREASURY DEPARTMENT, Register's Office, December 24th, 1792.

JOSEPH NOURSE, Register.

A Statement of Goods, Wares, and Merchandise, imported into the State of Pennsylvania, from the 1st day of October, 1790, to the 30th day of September, 1791.

FROM WHENCE IMPORTED.	DUTIES AD VALOREM.					ARTICLES PAYING SPECIFIC DUTIES.								
	Value of Goods, at 5 per cent.	Value of Goods, at 7½ per cent.	Value of Goods, at 10 per cent.	Value of Goods, at 12½ per cent.	Value of Goods, at 15 per cent.	Madeira Wines.	Other Wines.	Spirits.	Beer, Ale, and Porter, in casks.	Molasses.	Coffee.	Cocoa.	Brown Sugar.	Loaf Sugar.
	Dollars.					Gallons.				Pounds.				
England, Man, and Berwick, . . . . .	2,191,838	1,528,506	174,866	22,375	-	-	36	68	539	-	-	-	-	825
Ireland, . . . . .	236,637	2,287	1,217	993	-	-	-	129	-	-	-	-	-	-
Gibraltar, . . . . .	128	44	8	-	-	-	-	926	-	-	-	-	-	-
British East Indies, . . . . .	28,361	118,501	-	-	-	196	-	-	-	-	-	-	457,251	-
British West Indies, . . . . .	21,544	801	10,896	-	5	99	68	458,319	185	78	155,222	1,818	215,089	-
Newfoundland and Fisheries, British American Colonies, . . . . .	3,990	1,281	33	-	-	-	-	-	-	-	-	-	-	-
France, . . . . .	19,999	14,961	2,409	1,018	-	-	6,583	43,572	-	-	-	-	-	-
French West Indies, . . . . .	3,289	4,935	2,698	295	-	-	1,045	30,969	-	-	415,353	1,180,180	58,935	3,112,170
Spain, . . . . .	570	124	7,565	6	-	-	9,095	-	-	-	-	-	-	-
Teneriffe, and other Canaries, Honduras, Campeachy, and Musquito, . . . . .	2,777	-	2	-	-	-	154,020	-	-	-	-	-	-	-
Spanish West Indies, . . . . .	10,134	256	184	-	-	-	372	-	-	-	-	-	-	-
Floridas and Louisiana, . . . . .	3,065	414	25	-	-	-	2,405	506	-	-	6,939	24,914	526,662	146,041
Portugal, . . . . .	23,303	331	2,383	6	-	1,101	122,441	-	-	-	-	-	36,110	87
Madeira, . . . . .	515	56	399	40	-	63,117	6,733	-	-	-	-	-	-	-
Fayal, and other Azores, Cape de Verd Islands, . . . . .	15	-	712	-	-	-	31,671	-	-	-	-	-	-	-
United Netherlands, . . . . .	93,442	57,973	11,505	9,314	-	-	30	34,705	-	-	-	-	-	-
Dutch West Indies and American Colonies, Cape of Good Hope, . . . . .	4,726	3,264	1,390	1,081	-	11,111	1,308	40,423	-	9,856	82,056	33,924	610,377	-
Denmark and Norway, . . . . .	189	4,571	1,617	102	-	-	44	21	-	-	13,064	-	115,605	-
Danish West Indies, . . . . .	15,567	-	393	-	-	-	-	-	-	-	-	-	-	-
Swedish West Indies, . . . . .	931	21	202	117	-	206	-	83,801	-	89	1,692	875	937,811	-
China, . . . . .	304	62,597	2	4,734	-	-	-	8,398	-	-	-	-	-	-
Hamburg and Bremen, . . . . .	10,991	2,513	68	5,687	-	-	5	528	-	-	-	-	-	1,224
Russia, . . . . .	6,073	-	-	-	-	-	-	-	-	-	-	-	-	-
Uncertain, . . . . .	31,349	963	227	1,161	-	2,401	17,251	6	-	-	-	-	-	-
<b>Total,</b>	<b>2,709,737</b>	<b>1,804,399</b>	<b>218,811</b>	<b>46,929</b>	<b>5</b>	<b>78,231</b>	<b>353,261</b>	<b>702,371</b>	<b>724</b>	<b>432,315</b>	<b>1,457,128</b>	<b>622,214</b>	<b>5,630,454</b>	<b>2,173</b>

1793.]

IMPORTS, TONNAGE, AND EXPORTS.

179

STATEMENT—Continued.

FROM WHENCE IMPORTED.	ARTICLES PAYING SPECIFIC DUTIES.															
	Other Sugars.	Candles of Wax.	Cheese.	Soap.	Pepper.	Pimento.	Tobacco, manufac- tured.	Snuff.	Indigo.	Cotton.	Nails and Spikes.	Bar and other Lead	Steel, unwrought.	Hemp.		
	Pounds.												Per 112 pounds.			
England, Man, and Berwick, . . . . .	.	83	15,290	204	1	.	.	2	.	.	206,612	379,413	800 3 1	703 2 25		
Ireland, . . . . .	.	.	613	.	.	.	.	.	.	.	.	1,026	.	.		
Gibraltar, . . . . .	.	.	.	.	.	.	.	.	.	.	.	.	.	.		
British East Indies, . . . . .	.	.	.	.	.	.	855	.	.	.	.	.	.	325 3 0		
British West Indies, . . . . .	7,535	.	.	.	.	17,559	62	.	.	2,853	.	4,647	.	.		
Newfoundland and Fisheries, . . . . .	.	.	.	.	.	.	.	.	.	.	.	.	.	.		
British American Colonies, . . . . .	.	.	.	.	.	.	.	.	.	.	.	.	.	.		
France, . . . . .	.	.	.	.	.	.	.	.	.	.	.	.	.	.		
French West Indies, . . . . .	27,631	24	.	4,100	.	337	63	12	.	15,472	.	.	.	.		
Spain, . . . . .	.	.	.	.	.	.	.	.	.	.	.	.	.	.		
Teneriffe, and other Canaries, . . . . .	.	.	.	.	.	.	.	.	.	.	.	.	.	.		
Honduras, Campeachy, and Musquito, . . . . .	.	.	.	.	.	.	.	.	50,032	25,600	1,119	.	.	.		
Spanish West Indies, . . . . .	76,256	.	.	.	.	8,673	76	.	.	.	.	.	.	.		
Floridas and Louisiana, . . . . .	27,571	.	.	.	6	10,678	1,855	.	.	.	.	.	.	.		
Portugal, . . . . .	.	.	.	.	.	.	.	.	.	.	.	.	.	.		
Madeira, . . . . .	.	.	.	.	.	.	.	.	.	.	.	.	.	.		
Fayal and other Azores, . . . . .	.	.	.	.	.	.	.	.	.	.	.	.	.	.		
Cape de Verd Islands, . . . . .	.	.	.	.	.	.	.	.	.	.	.	.	.	.		
United Netherlands, . . . . .	1,886	.	6,202	.	5,508	.	12	.	.	.	18,282	.	147 2 3	.		
Dutch West Indies and American Colonies, . . . . .	30,332	.	.	.	.	504	.	159	14	5,368	.	18	.	.		
Cape of Good Hope, . . . . .	.	4	.	.	33,444	.	.	.	.	.	.	.	.	.		
Denmark and Norway, . . . . .	.	.	.	.	.	.	.	.	.	.	.	.	.	.		
Danish West Indies, . . . . .	.	.	.	.	.	689	.	11	.	7,470	409	54	.	.		
Swedish West Indies, . . . . .	.	.	.	.	.	.	.	.	.	.	.	.	.	.		
China, . . . . .	.	.	.	.	.	.	.	.	.	.	.	.	8 0 0	.		
Hamburg and Bremen, . . . . .	.	.	12	.	.	.	.	.	.	.	.	.	.	3,445 2 0		
Russia, . . . . .	.	.	.	.	.	.	.	.	.	.	.	.	.	.		
Uncertain, . . . . .	.	.	.	.	.	.	.	.	.	.	.	.	.	.		
<b>Total,</b>	<b>171,211</b>	<b>111</b>	<b>22,117</b>	<b>4,310</b>	<b>49,631</b>	<b>27,762</b>	<b>2,923</b>	<b>184</b>	<b>50,046</b>	<b>56,763</b>	<b>226,422</b>	<b>385,158</b>	<b>956 1 4</b>	<b>4,474 3 25</b>		



STATEMENT—Continued.

76

1

FROM WHENCE IMPORTED.	ARTICLES PAYING SPECIFIC DUTIES.													
	Tarred Cordage.	Twine and Pack Thread.	Salt.	Coal.	Shoes.	Boots.	Wool and Cotton Cards.	Cider, Beer, Ale, and Porter, in bottles.	Playing Cards.	Pickled Fish.	Bohea Tea.	Souchong Tea.	Other Green Tea.	Hyson Tea.
	Per 112 pounds.		Bushels.		Pairs of.		Dozens.		Packs.	Barrels.	Pounds.			
England, Man, and Berwick, - - - - -	1 3 0	107 3 1	90,715	21,266	754	3								
Ireland, - - - - -	- - -	0 2 0	-	9,855	198	13	41	554	936					
Gibraltar, - - - - -	- - -	- - -	-	-	-	-	-	4	-					
British East Indies, - - - - -	- - -	- - -	-	-	-	-	-	-	-					
British West Indies, - - - - -	- - -	- - -	37,563	1,492	40	10	-	-	-			2,614	88	
Newfoundland and Fisheries, - - - - -	- - -	- - -	2,644	-	-	-	-	-	-					
British American Colonies, - - - - -	- - -	- - -	-	1,750	72	-	-	-	-					
France, - - - - -	- - -	- - -	-	-	548	-	-	-	-	33				
French West Indies, - - - - -	138 1 20	- - -	4,425	-	-	-	-	-	-	-				
Spain, - - - - -	- - -	- - -	49,393	-	-	-	-	-	-	-			22	
Teneriffe and other Canaries, - - - - -	- - -	- - -	-	-	-	-	-	-	-	-				
Honduras, Campeachy, and Musquito, - - - - -	- - -	- - -	-	-	-	-	-	-	-	-				
Spanish West Indies, - - - - -	- - -	- - -	-	-	-	-	-	-	-	-				
Floridas, and Louisiana, - - - - -	- - -	- - -	-	-	-	-	-	-	-	-				
Portugal, - - - - -	- - -	- - -	73,420	-	-	-	-	-	-	-	192,955	13,624		
Madeira, - - - - -	- - -	- - -	-	-	-	-	-	-	-	-				
Fayal and other Azores, - - - - -	- - -	- - -	2,402	-	-	-	-	-	-	-				
Cape de Verd Islands, - - - - -	- - -	- - -	5,351	-	-	-	-	-	-	-				
United Netherlands, - - - - -	184 1 2	0 3 23	-	-	-	-	-	-	-	-				
Dutch West Indies and American Colonies, - - - - -	17 2 23	- - -	7,234	-	-	-	-	-	-	6		60	-	1,697
Cape of Good Hope, - - - - -	- - -	- - -	-	-	-	-	-	-	-	-				
Denmark and Norway, - - - - -	- - -	- - -	-	-	-	-	-	-	-	-			426	
Danish West Indies, - - - - -	- - -	- - -	8,816	-	72	-	-	13	-	-	23,778	97		
Swedish West Indies, - - - - -	- - -	- - -	-	-	-	-	-	-	-	-				
China, - - - - -	- - -	- - -	-	-	8	-	-	-	-	-	49,938	28,773	13,567	58,652
Hamburg and Bremen, - - - - -	- - -	- - -	-	-	22	-	-	-	-	-	-	1	-	1
Russia, - - - - -	- - -	- - -	-	-	-	-	-	-	-	-	-	-	-	-
Uncertain, - - - - -	- - -	- - -	2,976	-	-	-	-	-	-	-	10,047	-	-	-
<b>Total,</b>	<b>342 0 16</b>	<b>109 0 24</b>	<b>284,939</b>	<b>34,363</b>	<b>1,714</b>	<b>26</b>	<b>41</b>	<b>571</b>	<b>936</b>	<b>39</b>	<b>276,718</b>	<b>45,169</b>	<b>14,103</b>	<b>60,350</b>

TREASURY DEPARTMENT, Register's Office, December 24th, 1792.

JOSEPH NOURSE, Register.

1793.]

IMPORTS, TONNAGE, AND EXPORTS.

181

*A Statement of Goods, Wares, and Merchandise, imported into the State of Delaware, from the 1st day of October, 1790, to the 30th of September, 1791.*

FROM WHENCE IMPORTED.	DUTIES AD VALOREM.				ARTICLES PAYING SPECIFIC DUTIES.									
	Value of Goods at 5 per cent.	Value of Goods at 7½ per cent.	Value of Goods at 10 per cent.	Value of Goods at 12½ per cent.	Madeira Wines.	Other Wines.	Spirits.	Molasses.	Coffee.	Cocca.	Brown Sugar.	Cotton.	Salt.	
	Dollars.				Gallons.			Pounds.			Pounds.	Bushels.		
Ireland, - - - - -	33,462	468	187	369	-	-	20,481	-	-	-	-	-	-	
British West Indies, - - - - -	85	-	139	-	-	-	5,636	37,054	112,031	541	442,401	6,577	-	
French West Indies, - - - - -	-	710	51	-	61	-	-	-	-	-	-	-	5,330	
Spain, - - - - -	4,254	-	-	-	-	1,849	-	-	-	-	-	-	-	
Dutch West Indies and American Colonies, - - - - -	149	-	15	130	-	-	868	856	26,916	7,699	134,389	-	4,071	
Danish West Indies, - - - - -	63	-	-	-	-	-	667	-	-	-	4,956	2,433	417	
Total, - - - - -	38,013	1,178	392	499	61	1,849	27,652	37,910	138,947	8,240	581,746	9,010	9,818	

TREASURY DEPARTMENT, Register's Office, December 24th, 1792.

JOSEPH NOURSE, Register.

A Statement of Goods, Wares, and Merchandise, imported into the State of Maryland, from the 1st day of October, 1790, to the 30th of September, 1791.

FROM WHENCE IMPORTED.	DUTIES AD VALOREM.					ARTICLES PAYING A SPECIFIC RATE OF DUTY.																
	Value of Goods, at 5 per cent.	Value of Goods, at 7½ per cent.	Value of Goods, at 10 per cent.	Value of Goods, at 12½ per cent.	Value of Goods, at 15 per cent.	Madeira Wines.	Other Wines.	Spirits.	Beer, Ale, and Porter, in casks.	Molasses.	Coffee.	Brown Sugar.	Loaf Sugar.	Other Sugars.	Candles of Tallow.	Candles of Wax.	Cheese.	Soap.	Pepper.	Pimento.	Tobacco Manufactured.	Snuff.
	Dollars.					Gallons.					Pounds.											
England, Man, and Berwick,	1,380,537	587,347	88,484	5,846	302	1,310	981	93	1,028	.	302	.	4,312	710	150	12	20,207	365	1,655	141	106	10
Scotland,	81,198	24,486	4,519	1,143	.	.	197	.	.	.	.	.	9,625	.	1,901	.	360	845	.	.	.	.
Ireland,	64,590	471	99	47	.	.	.	.	.	.	.	.	.	.	.	.	.	.	.	.	.	.
Gibraltar,	81	.	97	.	.	.	.	.	.	.	.	.	.	.	.	.	.	.	.	.	.	.
British West Indies,	1,870	86	986	6	.	3,489	1,157	194,150	.	.	2,031	50,898	.	.	38	.	.	.	.	1,465	.	.
British American Colonies,	676	.	11	.	.	.	.	.	.	.	.	.	.	.	.	.	.	.	.	.	.	.
France,	14,843	14,955	775	25	.	.	5,284	16,672	.	.	.	.	.	56	8	.	.	.	2,131	.	.	.
French West Indies,	1,882	1,315	2,202	19	.	185	-1,854	67,025	.	199,487	589,878	2,022,245	28	.	.	.	.	.	2,917	.	.	6
Bourbon and Mauritius,	4,267	2,684	199	.	.	.	.	3	.	.	323,460	.	.	.	.	.	.	.	.	2,274	.	.
Spain,	145	756	3,631	.	.	.	.	4,901	1,556	.	.	.	.	.	.	.	.	.	.	.	.	.
Teneriffe and other Canaries,	66	12	21	10	.	.	.	66,836	3	.	.	.	.	.	.	.	208	.	.	.	.	.
Spanish West Indies,	153	.	127	.	.	.	.	483	3,553	.	.	166,762	.	.	.	.	.	.	.	.	.	33
Floridas and Louisiana,	53	.	71	.	.	.	.	.	.	.	.	1,658	.	393	.	.	.	.	.	.	.	.
Portugal,	459	4,351	1,409	.	.	.	.	22,771	.	.	.	.	.	.	.	.	.	.	.	2,109	.	.
Madeira,	.	.	23	.	.	10,154	.	.	.	.	.	.	.	.	.	.	.	.	.	.	.	.
United Netherlands,	13,179	2,859	3,741	135	.	.	45	1,840	.	.	.	.	.	.	.	.	.	.	.	.	.	.
Dutch West Indies and American Colonies,	834	216	558	184	.	1,287	58	70,625	.	7,851	52,304	625,811	.	.	.	.	118	962	.	87	.	.
Danish West Indies,	835	.	5	15	.	.	.	23,739	.	.	2,461	248,945	.	.	.	.	.	.	.	.	.	.
Swedish West Indies,	6	.	7	.	.	.	.	3,639	.	.	.	837	.	.	.	.	.	.	.	.	.	.
Hamburg and Bremen,	68,873	6,824	5,877	5,404	.	29	937	891	.	.	549	.	1,729	.	.	.	143	1,285	.	.	436	110
Uncertain,	502	674	43	.	.	.	.	.	.	.	.	.	.	.	.	.	.	.	.	.	.	.
<b>Total,</b>	<b>1,634,649</b>	<b>647,036</b>	<b>112,885</b>	<b>12,834</b>	<b>302</b>	<b>16,454</b>	<b>105,567</b>	<b>383,786</b>	<b>1,028</b>	<b>207,558</b>	<b>970,985</b>	<b>3,117,156</b>	<b>15,694</b>	<b>1,159</b>	<b>2,097</b>	<b>12</b>	<b>21,056</b>	<b>8,505</b>	<b>6,038</b>	<b>1,693</b>	<b>581</b>	<b>120</b>

STATEMENT—Continued.

FROM WHENCE IMPORTED.	ARTICLES PAYING A SPECIFIC RATE OF DUTY.																			
	Indigo.	Cotton.	Nails and Spikes.	Bar and other Lead.	Steel, unwrought.	Hemp.	Tarred Cordage.	Untarred Cordage and Yarn.	Twine and Pack Thread.	Salt.	Coal.	Shoes.	Boots.	Wool and Cotton Cards.	Cider, Beer, Ale, and Porter, in bottles.	Playing Cards.	Bohea Tea.	Souchong Tea.	Hyson Tea.	Other Green Tea.
	Pounds.				Per 112 pounds.					Bushels.		Pairs of		Dozens.		Packs.	Pounds of.			
England, Man, and Berwick,	85	.	379,042	255,362	401.2.15	878.2.1	202.3. 6	95.3.25	61.3.24	76,259	3,015	4,459	68	42	3,230	694	503	456	401	6
Scotland,	52	.	75,336	3,850	3.3.15	.	14.0. 6	64.2. 1	33.3.17	.	555	258	1	4	39	.	.	.	.	.
Ireland,	.	.	.	112	.	.	.	.	.	.	699	.	.	.	8	.	.	.	.	.
Gibraltar,	.	.	.	.	.	.	.	.	.	.	.	.	.	.	15	.	.	.	.	.
British West Indies,	64	409	.	.	.	.	.	.	.	15,071	.	.	1	.	.	.	.	.	.	.
British American Colonies,	.	.	.	.	.	.	.	.	.	.	.	.	.	.	.	.	.	.	.	.
France,	.	.	.	.	.	.	.	.	.	.	.	.	.	.	.	.	.	.	.	.
French West Indies,	.	12,120	.	.	.	.	18.0. 0	.	.	2,400	.	.	.	.	.	.	.	.	.	.
Bourbon and Mauritius,	.	.	.	.	.	.	.	.	.	.	.	.	.	.	.	.	.	.	.	.
Spain,	.	.	.	.	.	.	.	.	.	28,675	.	.	.	.	.	.	.	.	24	.
Teneriffe and other Canaries,	.	.	.	.	.	.	.	.	.	.	.	24	.	.	.	.	.	.	.	.
Spanish West Indies,	.	.	.	.	.	.	.	.	.	.	.	.	.	.	.	.	.	.	.	.
Floridas and Louisiana,	.	12,395	.	.	.	.	.	.	.	.	.	.	.	.	.	.	.	.	.	.
Portugal,	.	.	.	.	.	.	.	.	.	14,121	.	.	.	.	.	.	51,940	.	.	.
Madeira,	.	.	.	.	.	.	.	.	.	.	.	.	.	.	.	.	.	.	.	.
United Netherlands,	.	.	1,414	.	60.1.20	.	204.1.21	.	.	.	.	.	.	.	.	.	.	.	.	.
Dutch West Indies and American Colonies,	.	17,594	.	495	.	.	.	.	.	.	.	.	.	.	8	.	.	.	.	3
Danish West Indies,	.	.	952	.	.	.	.	.	.	17,429	.	.	13	.	.	.	.	.	.	.
Swedish West Indies,	.	.	.	.	.	.	.	.	.	560	.	.	.	.	.	.	.	.	.	.
Hamburg and Bremen,	.	.	.	4,524	34.2.10	.	.	.	.	669	.	361	36	.	17	.	.	.	.	.
Uncertain,	.	.	.	.	.	.	.	.	.	.	.	.	.	.	.	141	.	.	.	.
<b>Total,</b>	<b>201</b>	<b>42,518</b>	<b>456,744</b>	<b>264,343</b>	<b>500.2. 4</b>	<b>878.2.1</b>	<b>439.1. 5</b>	<b>160.1.26</b>	<b>94.3.13</b>	<b>155,184</b>	<b>4,269</b>	<b>5,102</b>	<b>119</b>	<b>46</b>	<b>3,317</b>	<b>765</b>	<b>52,762</b>	<b>456</b>	<b>25</b>	<b>9</b>

TREASURY DEPARTMENT, Register's Office, December 24th, 1792.

JOSEPH NOURSE, Register.

A Statement of Goods, Wares, and Merchandise, imported into the State of Virginia, from the 1st day of October, 1790, to the 30th September, 1791.

FROM WHENCE IMPORTED.	DUTIES AD VALOREM.					ARTICLES PAYING A SPECIFIC RATE OF DUTY.									
	Value of Goods, at 5 per cent.	Value of Goods, at 7½ per cent.	Value of Goods, at 10 per cent.	Value of Goods, at 12½ per cent.	Value of Goods, at 15 per cent.	Madeira Wine.	Other Wines.	Spirits.	Beer, Ale, and Porter, in casks.	Molasses.	Coffee.	Cocoa.	Brown Sugar.	Leaf Sugar.	Other Sugars.
	Dollars.					Gallons.					Pounds.				
England, Man, and Berwick, - - -	1,466,161	581,098	108,533	11,732	2,087	224	3,084	248	11,558	-	-	-	-	-	92,000
Guernsey, Jersey, Sark, and Alderney, - - -	413	1,026	1	-	-	1,741	1,972	3,161	-	-	-	-	-	-	2,961
Scotland, - - - - -	201,690	92,446	15,977	3,341	-	-	1,069	88	60	-	1,112	-	-	-	20,550
Ireland, - - - - -	21,890	1,624	654	1,149	-	-	3,539	40	183	-	101	-	-	-	-
Zibraltar, - - - - -	350	307	-	-	-	-	192	-	713	-	-	-	-	-	400
British West Indies, - - - - -	2,582	2,424	2,475	16	-	10,805	40	355,506	240	300	34,566	109	376,658	-	-
British American Colonies, - - - - -	1,998	127	33	-	-	15	-	20	-	-	-	-	-	-	16
France, - - - - -	4,591	7,656	2,273	275	19	-	2,920	11,985	-	-	-	-	-	-	758
French West Indies, - - - - -	3,652	194	341	53	-	-	734	31,495	-	176,441	78,212	306	1,196,237	-	68
Spain, - - - - -	41	72	144	8	-	-	323	-	-	-	-	-	-	-	-
Teneriffe and other Canaries, - - - - -	-	59	9	-	-	-	-	-	-	-	-	-	-	-	-
Honduras, Campeachy, and Musquito, - - - - -	94	-	-	-	-	-	16,794	-	-	-	-	-	-	-	-
Spanish West Indies, - - - - -	670	135	-	-	-	-	-	3,207	-	11,360	946	-	72,369	-	16,546
Portugal, - - - - -	16	40	166	-	-	972	-	-	-	-	-	-	-	-	-
Madeira, - - - - -	369	8	118	-	-	34,696	12,037	-	-	-	-	-	-	-	-
United Netherlands, - - - - -	6,604	341	1,237	130	-	-	-	3,793	-	-	-	-	-	-	-
Dutch W. Indies and American Colonies, - - - - -	290	42	632	141	-	448	605	74,658	60	24,642	8,650	-	224,656	562	-
Danish West Indies, - - - - -	106	19	179	31	-	-	659	19,589	40	2,570	3,179	-	70,250	-	-
Swedish West Indies, - - - - -	36	45	55	-	-	-	-	6,154	-	-	8,616	-	11,522	-	-
Imperial Ports, - - - - -	56	9	1	95	-	-	150	112	-	-	-	-	-	-	-
Hamburg and Bremen, - - - - -	3,418	-	-	-	-	-	-	-	-	-	-	-	-	-	-
Uncertain, - - - - -	26,430	4,663	827	172	-	867	853	17,335	-	6,436	9,257	-	42,148	428	-
<b>Total, -</b>	<b>1,741,457</b>	<b>692,335</b>	<b>133,655</b>	<b>17,142</b>	<b>2,106</b>	<b>49,768</b>	<b>44,971</b>	<b>527,391</b>	<b>12,854</b>	<b>221,749</b>	<b>144,639</b>	<b>315</b>	<b>1,993,840</b>	<b>117,743</b>	<b>16,546</b>

## STATEMENT—Continued.

FROM WHENCE IMPORTED.	ARTICLES PAYING A SPECIFIC RATE OF DUTY.														
	Candles of Tal- low.	Candles of Wax.	Cheese.	Soap.	Pepper.	Pimento.	Tobacco, Manu- factured.	Snuff.	Indigo.	Cotton.	Nails and Spikes.	Bar and other Lead.	Steel, unwrought.	Cables.	Tarred Cordage.
	Pounds.												Per 112 lbs.		
England, Man, and Berwick, -	2,288	3	26,907	3,142	18,458	526	6	38	29	-	913,613	150,166	683.0.21	47.0.0	944.0.2
Guernsey, Jersey, Sark, and Alderney, -	-	-	118	-	-	-	-	-	-	-	-	-	-	-	-
Scotland, -	281	-	281	1,548	-	-	-	120	-	-	147,137	7,226	72.0.7	-	33.1.3
Ireland, -	-	-	-	-	-	-	-	-	-	60	740	-	-	-	-
Gibraltar, -	-	-	-	360	-	6,995	6	6	-	3,473	-	1,000	-	-	-
British West Indies, -	-	-	-	-	-	-	-	-	-	-	-	-	-	-	-
British American Colonies, -	-	-	-	-	-	-	-	-	-	-	-	-	-	-	-
France, -	-	-	-	-	-	-	-	-	-	-	-	-	-	-	12.0.1
French West Indies, -	-	-	-	-	-	-	-	3	261	4,979	-	-	-	-	-
Spain, -	-	-	-	-	-	-	-	-	-	-	-	-	-	-	-
Teneriffe and other Canaries, -	-	-	-	-	-	-	-	-	-	-	-	-	-	-	-
Honduras, Campeachy, and Musquito, -	-	-	-	-	-	-	-	-	-	-	-	-	-	-	-
Spanish West Indies, -	-	-	-	-	-	-	29	-	295	-	-	-	-	-	-
Portugal, -	-	-	-	-	-	-	-	-	-	-	-	-	-	-	-
Madeira, -	-	-	-	-	-	-	-	-	-	-	-	-	-	-	-
United Netherlands, -	-	-	-	60	392	-	-	-	-	-	-	-	-	-	-
Dutch W. Indies and American Colonies, -	-	-	-	-	-	497	-	-	-	-	-	668	-	-	-
Danish West Indies, -	-	-	-	-	-	-	-	-	-	1,376	-	-	-	-	-
Swedish West Indies, -	-	-	-	-	-	-	-	-	-	-	-	-	-	-	-
Imperial Ports, -	-	-	-	6	-	-	-	4	-	-	-	-	-	-	-
Hamburg and Bremen, -	-	-	-	-	-	-	-	-	-	-	-	-	-	-	-
Uncertain, -	-	-	48	-	-	-	-	-	-	398	19,668	1,288	-	-	17.3.21
<b>Total,</b>	<b>8,569</b>	<b>3</b>	<b>27,254</b>	<b>5,116</b>	<b>18,850</b>	<b>8,018</b>	<b>41</b>	<b>171</b>	<b>585</b>	<b>10,286</b>	<b>1,081,158</b>	<b>160,348</b>	<b>755.1.0</b>	<b>47.0.0</b>	<b>1007.0.27</b>

STATEMENT—Continued.

1793.

IMPORTS, TONNAGE, AND EXPORTS.

187

FROM WHENCE IMPORTED.	ARTICLES PAYING SPECIFIC DUTIES.														
	Untarred Cordage and Yarn.	Twine and Pack Thread.	Salt.	Coal.	Shoes.	Boots.	Wool and Cotton Cards.	Cider, Beer, Ale, and Porter, in bottles.	Playing Cards.	Pickled Fish.	Dry Fish.	Bohea Tea.	Souchong Tea.	Green Tea.	Hyson Tea.
	Per 112 Pounds.		Bushels.		Pairs.		Dozens.		Packs.	Bbls.	Qtls.	Pounds.			
England, Man, and Berwick, -	494.3.14	162.1 20	117,970	9,541	22,897	223	370	4,631	5,520	-	-	-	427	439	305
Guernsey, Jersey, Sark, and Alderney, -	-	1.3.12	-	-	36	-	-	-	-	-	-	4	-	-	-
Scotland, -	93.2.10	46.3.23	-	4,039	8,247	29	55	537	12	6	2	-	-	-	-
Ireland, -	-	-	-	3,350	186	-	-	-	-	-	-	-	-	-	-
Gibraltar, -	-	-	-	-	-	-	-	28	-	-	-	-	-	-	-
British West Indies, -	-	-	38,693	3,533	15	-	-	8	-	-	-	-	-	-	-
British American Colonies, -	-	-	2,873	-	87	8	-	-	-	-	-	-	-	37	6
France, -	-	-	1,306	-	40	-	-	-	-	-	-	-	-	-	-
French West Indies, -	-	-	4,104	-	90	-	-	-	-	-	-	-	-	-	-
Spain, -	-	-	6,229	-	-	-	-	-	-	-	-	-	-	-	-
Teneriffe and other Canaries, -	-	-	-	-	-	-	-	-	-	-	-	-	-	-	-
Honduras, Campeachy, and Musquito, -	-	-	-	-	-	-	-	-	-	-	-	-	-	-	-
Spanish West Indies, -	-	-	-	-	-	-	-	-	-	-	-	-	2,038	-	-
Portugal, -	-	-	13,949	-	-	-	-	-	-	-	-	-	-	-	-
Madeira, -	-	-	-	-	-	-	-	-	-	-	-	-	-	-	-
United Netherlands, -	-	-	-	-	-	-	-	-	-	-	-	-	151	-	68
Dutch W. Indies and American Colonies, -	-	-	9,590	-	2	-	-	-	-	-	-	-	-	-	-
Danish West Indies, -	-	-	2,004	-	-	-	-	-	-	-	-	-	-	-	-
Swedish West Indies, -	-	-	-	-	-	-	-	-	-	-	-	-	-	-	506
Imperial Ports, -	-	-	-	-	-	-	-	-	-	-	-	-	-	-	-
Hamburg and Bremen, -	-	-	-	-	-	-	-	-	-	-	-	-	-	-	-
Uncertain, -	-	14.0.19	3,576	160	6	-	-	12	-	-	-	-	-	6	-
Total, -	588.1.24	225.1.18	200,294	20,623	31,606	260	425	5,216	5,532	6	2	4	2,616	482	885

TREASURY DEPARTMENT, Register's Office, December 24, 1792.

JOSEPH NOURSE, Register

A Statement of Goods, Wares, and Merchandise, imported into the State of North Carolina, from the 1st of October, 1790, to the 30th of September, 1791.

FROM WHENCE IMPORTED.	DUTIES AD VALOREM.					ARTICLES PAYING A SPECIFIC DUTY.													
	5 per cent.	7½ per cent.	10 per cent.	12½ per cent.	15 per cent.	Madeira Wines.	Other Wines.	Spirits.	Beer, Ale, and Porter, in casks.	Molasses.	Coffee.	Cocoa.	Brown Sugar.	Loaf Sugar.	Other Sugars.	Cheese.	Soap.	Pepper.	Pimento.
	Value of Goods.	Value of Goods.	Value of Goods.	Value of Goods.	Value of Goods.														
	Dollars.					Gallons.					Pounds.								
England, Man, and Berwick, -	11,490	5,314	2,300	202	-	-	-	-	-	-	-	-	-	-	-	550	-	-	-
Scotland, -	72,880	15,342	4,640	-	-	-	319	125	-	-	-	-	-	-	-	-	-	6	-
Ireland, -	390	748	150	-	-	-	-	-	-	-	-	-	-	-	-	-	-	-	-
British West Indies, -	8,970	1,918	351	-	59	-	63	79,316	111	5,488	13,699	136	64,707	227	-	-	21	57	769
British American Colonies, -	1,658	530	48	-	-	-	-	33	-	-	-	-	-	-	-	-	-	-	-
France, -	94	-	-	-	-	-	-	148	-	-	-	-	-	-	-	-	1,052	-	-
French West Indies, -	589	313	274	51	-	-	907	12,233	-	128,588	48,141	-	274,266	405	14	-	86	-	-
Spain, -	-	51	-	8	-	-	-	270	-	-	-	-	-	-	-	-	-	-	-
Portugal, -	-	-	-	-	-	-	18	-	-	-	-	-	-	-	-	-	-	-	-
Madeira, -	6,418	1,085	2	-	-	4,156	1,144	1,553	-	-	-	-	-	-	-	-	-	-	-
United Netherlands, -	-	515	327	-	-	-	157	1,399	-	-	-	-	-	-	-	-	-	-	-
Dutch West Indies and American Colonies, -	4,100	446	360	414	-	-	3,104	40,092	30	26,607	11,666	369	128,739	194	-	-	-	6	28
Danish West Indies, -	458	244	56	30	-	-	217	19,155	-	3,089	5,464	-	48,379	131	-	-	-	-	467
Swedish West Indies, -	47	-	1	-	-	685	-	8,394	-	-	279	-	5,501	-	-	-	-	-	-
Uncertain, -	11	54	-	-	-	-	-	-	-	-	1,756	-	3,545	-	-	-	-	-	-
<b>Total,</b> -	<b>107,105</b>	<b>26,560</b>	<b>8,689</b>	<b>705</b>	<b>59</b>	<b>4,841</b>	<b>6,199</b>	<b>162,448</b>	<b>141</b>	<b>163,772</b>	<b>81,005</b>	<b>505</b>	<b>525,137</b>	<b>5,664</b>	<b>14</b>	<b>550</b>	<b>1,165</b>	<b>63</b>	<b>1,264</b>



STATEMENT—Continued.

FROM WHENCE IMPORTED.	ARTICLES PAYING A SPECIFIC DUTY.																						
	Tobacco, Manufactured.	Snuff.	Cotton.	Nails and Spikes.	Bar and other Lead.	Steel, unwrought.	Cables.	Tarred Cordage.	Untarred Cordage and Yarn.	Twine and Pack Thread.	Salt.	Coal.	Shoes.	Boots.	Wool and Cotton Cards.	Cider, Beer, Ale, and Porter, in bottles.	Playing Cards.	Barrels pickled Fish.	Quintals dried Fish.	Bohea Tea.	Souchong Tea.	Hyson Tea.	
	Pounds.					Per 112 Pounds.					Bushels.	Pairs.	Dozens.	Packs.	Pounds.								
England, Man, and Berwick, Scotland, Ireland, . . . . .	-	-	-	9,659	1,344	7.1.0	-	5.0.20	-	5.2.0	25,106	188	90	-	-	100	-	-	-	-	-	-	-
British West Indies, . . . . .	-	-	-	43,527	336	102.2.7	-	74.2.1	31.3.0	5.0.6	-	-	419	14	34	1,113	-	3	-	-	8	2	
British American Colonies, . . . . .	27	65	1,657	954	-	-	-	61.1.26	-	0.3.10	38,157	-	-	-	-	4	-	-	-	-	-	-	
France, . . . . .	-	-	-	-	-	-	-	-	-	1.0.0	-	-	161	8	-	-	-	2	1	-	26	15	
French West Indies, . . . . .	-	1	1,429	-	464	-	-	-	-	-	-	-	-	-	-	-	-	-	-	-	-	-	
Spain, . . . . .	-	-	-	-	-	-	-	19.0.5	12.2.8	-	-	-	7	-	-	-	-	-	-	-	-	-	
Portugal, . . . . .	-	-	-	-	-	-	-	-	-	-	7,956	-	-	-	-	-	-	-	-	-	-	-	
Madeira, . . . . .	-	-	-	-	-	-	-	-	-	-	2,322	-	-	-	-	-	-	-	-	-	-	-	
United Netherlands, . . . . .	-	-	-	-	-	-	-	-	-	-	2,226	-	-	-	-	-	-	-	-	-	-	-	
Dutch West Indies and American Colonies, . . . . .	71	-	417	-	-	-	4.3.3	213.0.20	-	1.3.20	29,304	-	132	4	-	-	-	-	-	-	230	-	
Danish West Indies, . . . . .	-	-	2,672	437	500	-	36.3.5	-	-	-	8,935	-	-	-	-	-	12	-	-	-	-	-	
Swedish West Indies, . . . . .	-	-	-	-	-	-	-	-	-	-	-	-	-	-	-	-	-	-	-	21	-	-	
Uncertain, . . . . .	-	-	-	-	-	-	-	-	-	-	-	-	-	-	-	-	-	-	-	-	-	-	
<b>Total,</b> . . . . .	98	66	6,175	54,577	2,644	109.3.7	41.2.8	373.1.16	44.1.08	14.1.8	124,006	188	809	26	34	1,217	12	6	1	21	264	17	

TREASURY DEPARTMENT, *In gister's Office, December 24th, 1792.*

JOSEPH NOURSE, *Register.*

A Statement of Goods, Wares, and Merchandise, imported into the State of South Carolina, from the 1st day of October, 1790, to the 30th of September, 1791.

FROM WHENCE IMPORTED.	DUTIES AD VALOREM.					ARTICLES PAYING SPECIFIC DUTIES.																		
	Value of Goods, at 5 per cent.	Value of Goods, at 7½ per cent.	Value of Goods, at 10 per cent.	Value of Goods, at 12½ per cent.	Value of Goods, at 15 per cent.	Madeira Wines.	Other Wines.	Spirits.	Beer, Ale, and Porter, in casks.	Molasses.	Coffee.	Cocoa.	Brown Sugar.	Loaf Sugar.	Other Sugars.	Candles of Tallow.	Candles of Wax.	Cheese.	Soap.	Pepper.	Pimento.	Tobacco, manufactured.		
	DOLLARS.					GALLONS.					POUNDS.													
England, Man, and Berwick, -	1,073,521	356,587	62,014	6,386	1,361	11,971	2,107	6,920	87,296	-	-	-	-	40,990	-	-	-	8,632	2,502	3,842	228	291	-	
Guernsey, Jersey, Sark, and Alderney, -	176	-	-	-	-	-	173	1,921	-	-	-	-	-	-	-	-	-	-	-	-	-	-	-	
Scotland, -	77,329	26,077	5,314	229	-	-	946	3	378	-	-	-	-	-	-	892	-	814	1,095	786	-	-	-	
Ireland, -	15,080	492	408	95	-	-	14,312	465	-	-	-	-	-	-	-	792	-	-	539	-	-	-	-	
Gibraltar, -	-	-	52	-	-	-	65	-	-	-	-	-	-	-	-	-	-	-	-	-	-	-	-	
British West Indies, -	10,017	1,755	3,083	-	244	632	1,364	160,006	1,596	634	22,964	900	264,942	-	-	-	-	-	-	-	2,249	43	-	
British American Colonies, -	88	-	-	-	-	-	-	-	-	-	-	-	-	-	-	-	-	-	-	-	-	-	-	
France, -	1,947	11,933	1,380	69	-	-	3,159	15,324	-	-	-	-	-	-	-	-	-	-	-	-	-	-	-	
French West Indies, -	408	787	721	13	-	-	1,731	21,527	-	140,793	218,348	2,940	935,239	1,087	-	-	-	-	3,064	-	-	-	-	
Spain, -	449	-	767	-	-	-	8,997	11,353	-	-	-	-	-	-	-	-	-	-	-	-	-	-	-	
Teneriffe and other Canaries, -	-	587	-	-	-	25	3,994	-	-	-	-	-	-	-	-	-	-	-	-	-	-	-	-	
Honduras, Campeachy, and Musquito, -	4,153	109	-	-	-	-	-	-	-	-	-	-	-	-	-	-	-	-	-	-	258	-	-	
Spanish West Indies, -	1,042	339	27	-	-	-	-	11,386	-	287	1,417	-	292,874	-	38,099	-	-	-	-	-	-	-	-	
Floridas and Louisiana, -	856	171	461	-	-	-	-	-	-	-	1,685	-	20,725	-	106	-	-	-	-	-	-	-	215	
Portugal, -	33	-	24	-	-	-	9,088	-	-	6,166	50	-	14,806	-	1,109	-	-	-	-	-	-	-	-	
Madeira, -	24	-	20	-	-	25,087	-	-	-	-	-	-	-	-	-	-	-	-	-	-	-	-	-	
United Netherlands, -	19,144	6,187	8,423	417	-	-	315	31,121	100	-	-	-	-	2,037	-	90	-	-	-	-	4,868	-	-	
Dutch West Indies and American Colonies, -	379	108	206	11	-	-	158	25,831	-	19,254	30,194	-	250,005	-	4,471	-	-	-	-	-	-	-	-	
Danish West Indies, -	255	-	11	-	-	-	-	9,526	-	368	603	-	15,504	-	-	-	-	-	-	-	-	1,176	-	
Imperial Ports, -	2,313	3,324	18	-	-	-	163	2,482	-	-	-	-	-	-	-	-	-	-	-	-	-	-	-	
Hamburg and Bremen, -	86,167	7,669	4,767	630	-	-	7,920	4,221	1,670	-	682	-	-	-	-	-	-	100	-	1,328	-	273	-	
West Indies, generally, -	-	-	-	-	-	-	-	-	-	294	655	403	7,305	-	-	-	-	-	-	-	-	-	-	
<b>Total,</b>	<b>1,293,381</b>	<b>416,125</b>	<b>87,696</b>	<b>7,850</b>	<b>1,605</b>	<b>37,715</b>	<b>54,492</b>	<b>302,086</b>	<b>91,040</b>	<b>167,796</b>	<b>276,598</b>	<b>4,243</b>	<b>1,801,400</b>	<b>44,114</b>	<b>43,785</b>	<b>1,684</b>	<b>90</b>	<b>9,546</b>	<b>7,986</b>	<b>10,038</b>	<b>3,911</b>	<b>822</b>	<b>-</b>	

STATEMENT—Continued.

FROM WHENCE IMPORTED.	ARTICLES PAYING SPECIFIC DUTIES.																					
	Snuff.	Indigo.	Cotton.	Nails and Spikes.	Bar and other Lead.	Steel, unwrought.	Tarred Cordage.	Untarred Cordage and Yarn.	Twine and Pack-Thread.	Salt.	Coal.	Shoes.	Boots.	Wool and Cotton Cards.	Cider, Beer, Ale, and Porter, in Bottles.	Playing Cards.	Pickled Fish.	Dry Fish.	Bohea Tea.	Souchong Tea.	Green Tea.	Hyson Tea.
	Pounds.				Per 112 Pounds.				Bushels.		Pairs.		Dozens.		Packs.	Brls.	Qntls.	Pounds.				
England, Man, and Berwick, Guernsey, Jersey, Sark, and Alderney, . . . . .	177	-	-	319,259	108,006	72 3 12	0 2 16	15 3 3	24 2 25	20,205	4,857	19,858	152	104	5,719	2,314	90	22	346	-	91	193
Scotland, . . . . .	-	-	-	32,687	-	-	-	13 2 7	5 0 23	-	24,488	6,742	90	-	1,355	-	20	4	-	-	-	-
Ireland, . . . . .	-	-	-	-	-	-	-	-	-	-	-	-	-	-	-	-	-	-	-	-	-	-
Gibraltar, . . . . .	-	-	1,568	2,307	4,204	-	-	0 1 4	-	29,339	-	27	14	-	110	-	-	-	-	-	-	-
British West Indies, . . . . .	-	-	-	-	-	-	-	-	-	-	-	-	-	-	-	-	-	-	-	-	-	-
British American Colonies, . . . . .	-	-	-	-	-	-	-	-	-	-	-	-	-	-	-	-	-	-	-	-	-	-
France, . . . . .	-	-	-	-	-	-	53 3 04	-	-	1,529	-	-	-	-	-	-	-	-	-	-	-	-
French West Indies, . . . . .	-	-	-	-	-	-	10 0 26	-	-	19,812	-	-	-	-	-	-	-	-	-	-	-	-
Spain, . . . . .	-	-	-	-	-	-	-	-	-	-	-	-	-	-	-	-	-	-	-	-	-	-
Teneriffe and other Canaries, . . . . .	-	-	-	-	-	-	-	-	-	-	-	-	-	-	-	-	-	-	-	-	-	-
Honduras, Campeachy, and Musquito, . . . . .	-	-	-	-	-	-	-	-	-	-	-	-	-	-	-	-	-	-	-	-	-	-
Spanish West Indies, . . . . .	-	147	-	-	-	-	-	-	-	-	-	-	-	-	-	-	-	-	-	-	-	-
Floridas and Louisiana, . . . . .	-	148	4,729	-	-	-	-	-	-	-	-	-	-	-	-	-	-	-	-	-	-	-
Portugal, . . . . .	-	-	-	-	-	-	-	-	-	3,234	-	-	-	-	-	-	-	-	-	-	-	-
Madeira, . . . . .	-	-	-	-	-	-	-	-	-	-	-	-	-	-	-	-	-	-	-	-	-	-
United Netherlands, . . . . .	-	-	-	-	3,588	49 3 07	-	-	-	-	-	-	-	-	-	-	-	-	3,705	354	-	893
Dutch West Indies and American Colonies, . . . . .	-	-	6,149	-	-	-	-	-	-	16,178	-	-	-	-	20	-	-	-	-	-	-	-
Danish West Indies, . . . . .	-	-	70	-	238	-	-	-	-	161	-	-	-	-	-	-	-	-	-	-	-	-
Imperial Ports, . . . . .	-	-	-	-	-	-	-	-	-	-	-	57	-	-	-	-	-	-	8,043	882	-	24
Hamburg and Bremen, . . . . .	100	-	-	1,513	4,068	457 2 10	-	-	1 1 16	-	-	1,243	-	-	-	-	-	-	2,789	-	-	-
West Indies, generally, . . . . .	-	-	-	-	-	-	-	-	-	-	-	-	-	-	-	-	-	-	-	-	-	-
<b>Total,</b>	<b>277</b>	<b>295</b>	<b>12,516</b>	<b>355,766</b>	<b>120,104</b>	<b>580 1 01</b>	<b>64 2 18</b>	<b>29 2 14</b>	<b>31 1 8</b>	<b>90,458</b>	<b>29,295</b>	<b>27,933</b>	<b>256</b>	<b>104</b>	<b>7,204</b>	<b>2,314</b>	<b>110</b>	<b>26</b>	<b>14,883</b>	<b>1,658</b>	<b>91</b>	<b>1,110</b>

TREASURY DEPARTMENT, Register's Office, December 24, 1792.

JOSEPH NOURSE, Register.

A statement of Goods, Wares, and Merchandise, imported into the State of Georgia, from the 1st of October, 1790, to the 30th September, 1791.

FROM WHENCE IMPORTED.	DUTIES AD VALOREM.				ARTICLES PAYING SPECIFIC DUTIES.														
	Value of Goods at 5 per cent.	Value of Goods at 7½ per cent.	Value of Goods at 10 per cent.	Value of Goods at 12½ per cent.	Madeira Wines.	Other Wines.	Spirits.	Beer, Ale, and Porter, in casks.	Molasses.	Coffee.	Brown Sugar.	Loaf Sugar.	Other Sugars.	Candles of Tallow.	Candles of Wax.	Cheese.	Soap.	Pepper.	Pimento.
	Dollars.				Gallons.					Pounds.									
England, Man, and Berwick, -	223,076	78,940	15,570	789	1,316	129	2,381	6,821	-	-	-	29,630	-	-	-	2,799	-	1,452	416
Guernsey, Jersey, Sark, and Alderney, -	10	-	-	-	-	1,097	2,641	-	-	-	-	-	-	-	-	-	-	-	-
Scotland, -	2,088	52	71	-	-	60	-	-	-	-	-	-	-	-	-	331	-	-	-
British West Indies, -	5,529	1,192	400	-	37	20	22,123	541	3,169	4,453	54,867	110	-	-	-	-	-	-	-
France, -	523	2,390	185	-	-	150	88	-	-	86	518	-	-	-	-	-	-	-	-
French West Indies, -	5,738	3,392	297	-	46	1,193	5,946	-	16,145	18,304	201,284	-	-	270	38	-	2,673	-	-
Honduras, Campeachy, and Musquito, -	115	-	-	-	-	-	-	-	-	-	-	-	-	-	-	-	-	-	-
Spanish West Indies, -	-	-	-	-	-	-	-	-	-	14,763	-	-	-	-	-	-	-	-	-
Florida and Louisiana, -	35	-	10	-	-	99	10	-	-	-	-	-	-	-	-	-	-	-	-
United Netherlands, -	115	-	-	-	-	-	-	-	-	-	-	-	-	-	-	-	-	-	-
Dutch W. Indies and American Colonies, -	377	468	64	11	-	-	8,916	-	2,399	2,800	87,895	-	1,079	-	-	-	-	-	-
Danish West Indies, -	194	56	78	-	-	-	6,111	-	154	2,211	72,957	-	-	-	-	-	-	-	-
Swedish West Indies, -	-	-	-	-	-	-	435	-	-	-	-	-	-	-	-	-	-	-	-
Hamburg and Bremen, -	-	-	60	81	-	-	300	-	-	-	-	-	-	-	-	-	-	-	-
Uncertain, -	1,221	14	-	-	-	-	48	-	-	-	-	-	-	-	-	-	-	-	-
<b>Total, -</b>	<b>239,021</b>	<b>86,504</b>	<b>16,735</b>	<b>881</b>	<b>1,399</b>	<b>2,748</b>	<b>48,999</b>	<b>7,362</b>	<b>21,867</b>	<b>42,617</b>	<b>417,521</b>	<b>29,740</b>	<b>1,079</b>	<b>270</b>	<b>38</b>	<b>3,130</b>	<b>2,673</b>	<b>1,452</b>	<b>416</b>

STATEMENT—Continued.

FROM WHENCE IMPORTED.	ARTICLES PAYING SPECIFIC DUTIES.																			
	Snuff.	Cotton.	Nails and Spikes.	Bar and other Lead.	Steelunwrought.	Tarred Cordage.	Untarred Cordage and Yarn.	Twine and Pack Thread.	Salt.	Coal.	Shoes.	Boots.	Wool and Cotton Cards.	Cider, Beer, Ale, and Porter, in bottles.	Playing Cards.	Pickled Fish.	Bohea Tea.	Souchong Tea.	Green Tea.	Hyson Tea.
	Pounds.				Per 112 Pounds.				Bushels.		Pairs of.		Dozens.		Packs.	Bills.	Pounds of.			
England, Man, and Berwick, Scotland, . . . . .	36	-	78,845	25,963	104 3 13	-	34 1 6	13 3 11	23,309	241	5,639	51	1	911	-	-	444	94	68	62
British West Indies, . . . . .	-	-	2,482	400	-	-	0 1 8	-	14,403	20	38	13	-	69	4	-	-	-	-	-
France, . . . . .	-	-	-	358	-	40 0 8	-	-	-	-	-	-	-	13	-	-	-	-	-	-
French West Indies, . . . . .	-	884	-	1,513	-	51 0 25	20 3 21	-	2,197	-	-	-	-	-	-	-	-	-	-	-
Dutch West Indies and American Colonies, . . . . .	-	-	-	-	-	4 1 24	-	-	909	-	-	-	-	-	72	-	-	71	-	241
Danish West Indies, . . . . .	-	1,973	2,080	45	-	-	-	-	1,198	-	-	-	-	-	-	-	-	-	-	-
Total, . . . . .	36	2,857	83,407	28,279	104 3 13	95 3 1	55 2 7	13 3 11	42,016	261	5,677	64	1	993	72	4	444	165	68	303

TREASURY DEPARTMENT, Register's Office, December 24th, 1792.

JOSEPH NOURSE, Register.

*A General Statement of Goods, Wares, and Merchandise, imported into the United States, from the 1st of October, 1790, to the 30th September, 1791.*

FROM WHENCE IMPORTED.	GOODS SUBJECT TO DUTIES AD VALOREM.					SPECIFIC DUTIES.		
	Value of Goods, at 5 per cent.	Value of Goods, at 7½ per cent.	Value of Goods, at 10 per cent.	Value of Goods, at 12½ per cent.	Value of Goods, at 15 per ct.	Madeira Wines.	Other Wines.	Spirits.
	Dollars.					Gallons.		
Russia, - - - -	231,139	2,493	46	-	-	-	66	74
Sweden, - - - -	18,871	-	-	22	-	-	-	-
Swedish West Indies, - - - -	117	172	101	3	-	2,079	-	31,752
Total, - - - -	18,988	172	101	25	-	2,079	-	31,752
Denmark and Norway, - - - -	69,687	22	424	-	-	-	-	-
Danish West Indies, - - - -	7,233	763	1,408	312	-	3,964	14,338	331,096
Total, - - - -	76,920	785	1,832	312	-	3,964	14,338	331,096
United Netherlands, - - - -	212,535	118,465	58,137	20,883	-	210	2,939	326,281
Dutch West Indies and American colonies, - - - -	22,833	7,254	5,743	2,723	-	26,601	6,050	727,524
Cape of Good Hope, - - - -	671	10,837	1,861	108	-	-	4,606	160
Total, - - - -	236,039	136,566	65,741	23,714	-	26,811	13,595	1,053,965
England, Man, and Berwick, - - - -	9,140,777	5,378,284	756,230	194,037	4,821	15,536	7,559	9,987
Guernsey, Jersey, Sark, and Alderney, - - - -	1,139	1,041	179	-	-	1,741	4,357	17,301
Scotland, - - - -	552,107	290,994	31,205	4,964	-	-	2,591	216
Ireland, - - - -	541,541	10,356	4,289	10,757	-	-	17,851	634
Gibraltar, - - - -	2,836	577	365	-	-	-	592	926
Newfoundland and the British fisheries, - - - -	786	-	-	-	-	-	-	-
British West Indies, - - - -	66,648	14,130	33,546	295	308	16,976	2,755	1,928,205
British American colonies, - - - -	37,616	6,943	2,670	110	26	22	878	18,006
British East Indies, - - - -	52,280	154,297	7	30	-	671	-	4
Total, - - - -	10,395,730	5,856,622	828,491	140,193	5,155	34,946	36,583	1,975,279
Imperial Ports of the Austrian Netherlands and Germany, - - - -	3,554	3,768	537	454	-	-	328	5,554
Hamburg, Bremen, and other Hanse Towns, - - - -	174,289	17,006	11,288	16,719	-	29	8,862	6,077
France, - - - -	75,951	123,876	12,089	4,832	19	-	19,324	104,032
St. Pierre, Miquelon, and French fisheries, - - - -	1,058	344	132	1	-	-	1,609	-
French West Indies, - - - -	24,023	21,402	8,436	734	-	1,053	11,508	381,442
Bourbon and Mauritius, - - - -	4,267	2,684	199	-	-	-	3	-
Total, - - - -	105,299	148,306	20,856	5,567	19	1,053	32,444	485,474
Spain, - - - -	21,787	8,207	23,074	66	-	-	76,400	17,960
Teneriffe and other Canaries, - - - -	690	658	37	10	-	25	279,108	226
Honduras, Campeachy, and Musquito Shore, - - - -	7,139	109	-	-	-	-	372	-
Spanish West Indies, - - - -	12,152	810	481	7	-	-	2,894	23,850
Floridas and Louisiana, - - - -	4,019	585	605	9	-	-	99	10
Other Spanish American colonies, - - - -	96	-	-	-	-	-	-	-
Total, - - - -	45,883	10,369	24,197	92	-	25	358,873	42,046
Portugal, - - - -	27,833	8,377	7,698	6	-	3,962	194,752	-
Madeira, - - - -	12,653	1,807	1,839	76	-	228,291	7,877	2,417
Fayal and other Azores, - - - -	632	-	1,243	-	-	-	73,234	2,514
Cape de Verd Islands, - - - -	5,207	152	5	-	-	-	461	-
Total, - - - -	46,325	10,336	10,785	82	-	332,253	276,324	4,931
Italian Ports, - - - -	3,361	2,602	2,440	1,004	-	-	5,388	-
China, - - - -	872	159,145	1,051	11,718	-	934	88	37
East Indies, generally, - - - -	32,913	304	-	-	-	-	736	-
West Indies, generally, - - - -	-	-	-	-	-	-	-	1,561
Africa, generally, - - - -	-	-	-	-	-	4,142	-	-
Uncertain, - - - -	86,905	15,342	5,259	3,968	-	3,372	20,953	29,861
Grand Total, - - - -	11,458,217	6,363,816	972,624	203,848	5,174	309,608	768,578	3,967,707

## STATEMENT OF IMPORTS—Continued.

FROM WHENCE IMPORTED.	ARTICLES PAYING SPECIFIC DUTIES.						
	Beer, Ale, &c. in casks.	Molasses.	Coffee.	Cocoa.	Sugars.		
					Brown.	Loaf.	Others.
	Gallons.		Pounds.				
Russia, - - - - -							
Sweden, - - - - -							
Swedish West Indies, - - - - -			8,895	-	23,444		
Total, - - - - -			8,895	-	23,444		
Denmark, and Norway, Danish West Indies, - - - - -	40	13,828	28,715	1,473	1,773,554	217	
Total, - - - - -	40	13,828	28,715	1,473	1,773,554	217	
United Netherlands, - - - - -	100	-	-	-	-	2,373	1,886
Dutch West Indies and American colonies, - - - - -	90	953,955	533,818	322,316	5,087,413	1,021	37,572
Cape of Good Hope, - - - - -	-	-	25,813	-	115,605	-	-
Total, - - - - -	190	953,955	559,631	322,316	5,203,018	3,394	39,458
England, Man, and Berwick, Guernsey, Jersey, Sark, and Alderney, Scotland, - - - - -	115,979	-	306	-	30	168,703	3,260
Ireland, - - - - -	438	-	1,112	-	-	2,961	-
Gibraltar, - - - - -	261	-	101	-	-	34,882	-
Newfoundland and the British fisheries, British West Indies, - - - - -	713	-	94	-	-	400	-
British American colonies, British East Indies, - - - - -	2,673	28,688	345,101	5,739	1,484,487	400	23,656
Total, - - - - -	120,064	28,688	346,875	5,739	2,060,186	207,552	26,916
Imperial Ports of the Austrian Netherlands and Germany, - - - - -	19						
Hamburg, Bremen, and other Hanse Towns, - - - - -	1,670	-	1,231	-	-	2,973	-
France, - - - - -	-	-	86	140	518	758	56
St. Pierre, Miquelon, and the French fisheries, French West Indies, - - - - -	-	-	63	-	250	-	-
Bourbon and Mauritius, - - - - -	-	5,983,169	3,108,776	195,041	14,084,988	2,128	32,069
Total, - - - - -	-	5,983,169	3,432,385	195,181	14,085,756	2,886	32,125
Spain, - - - - -	-	-	-	-	942	-	-
Teneriffe and the other Canaries, - - - - -	-	-	-	-	-	-	-
Honduras, Campeachy, and Musquito Shore, Spanish West Indies, - - - - -	-	107,257	47,224	526,662	881,281	393	186,313
Floridas and Louisiana, Other Spanish American colonies, - - - - -	-	17,325	4,465	-	77,322	-	29,463
Total, - - - - -	-	124,582	51,689	526,662	959,545	393	215,776
Portugal, - - - - -	-	6,166	50	-	14,806	-	1,109
Madeira, - - - - -	-	-	188	-	493	-	-
Fayal and the other Azores, Cape de Verd Islands, - - - - -	-	111	870	-	9,445	-	11,572
Total, - - - - -	-	6,277	1,108	-	24,744	-	12,681
Italian Ports, - - - - -							
China, - - - - -			175		933	28	
East Indies, generally, - - - - -			25,158				
West Indies, generally, - - - - -		44,645	8,472	1,936	99,148		60
Africa, generally, - - - - -							
Uncertain, - - - - -		39,462	14,362	83	126,266	428	158
Grand Total, - - - - -	121,983	7,194,606	4,478,676	1,053,390	24,356,594	217,871	327,174

## STATEMENT OF IMPORTS—Continued.

FROM WHENCE IMPORTED.	ARTICLES PAYING SPECIFIC DUTIES.							
	Candles, Tallow.	Candles, Wax.	Cheese.	Soap.	Pepper.	Pimento.	Tobacco, Manufactured.	Snuff.
	Pounds.							
Russia, - - - - -								
Sweden, - - - - -						46		
Swedish West Indies, - - - - -								
Total, - - - - -						46		
Denmark and Norway, - - - - -								
Danish West Indies, - - - - -						4,302		172
Total, - - - - -						4,302		172
United Netherlands, Dutch West Indies and American colonies, Cape of Good Hope, - - - - -		102	8,449	60	35,068		24	
			196	1,169	6	1,180	98	201
		4			33,444			
Total, - - - - -		106	8,645	1,229	68,518	1,180	122	201
England, Man, and Berwick, - - - - -	2,438	98	83,880	6,661	26,258	1,311	403	271
Guernsey, Jersey, Sark, and Alderney, - - - - -			118	1,095				
Scotland, - - - - -	3,074		1,885	3,185				120
Ireland, - - - - -	792		613	539				2
Gibraltar, - - - - -								
Newfoundland and the British fisheries, - - - - -								
British West Indies, - - - - -	38		26	381	57	161,937	131	12
British American colonies, - - - - -	170	16	103			587	27	357
British East Indies, - - - - -							855	
Total, - - - - -	6,512	114	86,625	11,861	26,515	163,835	1,416	762
Imperial Ports of the Austrian Netherlands and Germany, - - - - -				6				4
Hamburg, Bremen, and other Hanse Towns, - - - - -			255	1,285	1,328		709	210
France, - - - - -	8	274	41	11,441				
St. Pierre, Miquelon, and French fisheries, - - - - -								
French West Indies, - - - - -	379	82	65	15,417		1,925	70	30
Bourbon and Mauritius, - - - - -					2,274			
Total, - - - - -	387	356	106	26,858	2,274	1,925	70	30
Spain, - - - - -								
Teneriffe, and other Canaries, - - - - -			208			258		
Honduras, Campeachy, and Musquito Shore, - - - - -								
Spanish West Indies, - - - - -	30						170	
Floridas and Louisiana, - - - - -						8,673	2,106	
Other Spanish American colonies, - - - - -								
Total, - - - - -	30		208			8,931	2,276	
Portugal, - - - - -				6	12,787			
Madeira, - - - - -								1
Fayal and other Azores, - - - - -								
Cape de Verd Islands, - - - - -								
Total, - - - - -				6	12,787			1
Italian Ports, - - - - -								
China, - - - - -					97			
East Indies, generally, - - - - -								
West Indies, generally, - - - - -								
Africa, generally, - - - - -								
Uncertain, - - - - -			515	68	300		13	
Grand Total, - - - - -	6,929	576	96,354	41,313	111,619	180,219	4,606	1,380



## STATEMENT OF IMPORTS—Continued.

FROM WHENCE IMPORTED.	ARTICLES PAYING SPECIFIC DUTIES.						
	Indigo.	Cotton.	Nails and Spikes.	Bar and other Lead.	Steel, unwrought.	Hemp.	Cables.
	Pounds.				Per 112 pounds.		
Russia, - - - - -	-	-	-	-	-	7,855 0 00	97 0 16
Sweden, - - - - -	-	-	-	-	39 0 00		
Swedish West Indies, - - - - -	-	1,203	-	1,291			
Total, - - - - -	-	1,203	-	1,291	39 0 00		
Denmark and Norway, - - - - -	-	-	-	-	-	1,868 3 20	
Danish West Indies, - - - - -	-	22,707	5,115	5,719	-	-	36 3 05
Total, - - - - -	-	22,707	5,115	5,719	-	1,868 3 20	36 3 05
United Netherlands, - - - - -	-	-	19,696	5,380	2,484 2 12	727 0 01	
Dutch West Indies and American colonies, - - - - -	794	114,656	2,380	8,739	-	-	4 3 03
Cape of Good Hope, - - - - -	-	-	-	-	-	-	-
Total, - - - - -	794	114,656	22,076	14,119	2,484 2 12	727 0 01	4 3 03
England, Man, and Berwick, - - - - -	136	-	2,159,206	1,511,836	3,644 0 27	5,803 1 20	47 0 00
Guernsey, Jersey, Sark, and Alderney, - - - - -	-	-	-	-	-	-	-
Scotland, - - - - -	62	-	300,833	11,412	178 2 01	-	-
Ireland, - - - - -	-	60	740	3,378	-	-	-
Gibraltar, - - - - -	-	-	-	-	-	-	-
Newfoundland and the British fisheries, - - - - -	-	-	-	-	-	-	-
British West Indies, - - - - -	561	22,994	12,049	16,750	3 14	-	54 2 23
British American colonies, - - - - -	-	1,038	1,363	85	-	-	-
British East Indies, - - - - -	-	-	-	-	-	325 3 00	-
Total, - - - - -	749	24,092	2,474,191	1,543,461	3,823 2 14	6,129 1 20	101 2 23
Imperial Ports of the Austrian Netherlands and Germany, - - - - -	-	-	-	-	-	-	-
Hamburg, Bremen, and other Hanse Towns, - - - - -	-	-	1,513	8,592	516 0 20	804 0 07	-
France, - - - - -	-	-	-	358	4 3 18	416 3 07	-
St. Pierre, Miquelon, and French fisheries, - - - - -	-	-	-	-	-	-	-
French West Indies, - - - - -	689	114,321	2,652	3,262	-	-	-
Bourbon and Mauritius, - - - - -	-	-	-	-	-	-	-
Total, - - - - -	689	114,321	2,652	3,620	4 3 18	416 3 07	-
Spain, - - - - -	-	60	-	-	-	-	-
Teneriffe and other Canaries, - - - - -	-	-	-	-	-	-	-
Honduras, Campeachy, and Musquito Shore, - - - - -	50,474	26,121	1,119	-	-	-	-
Spanish West Indies, - - - - -	148	17,124	-	-	-	-	-
Floridas and Louisiana, - - - - -	-	-	-	-	-	-	-
Other Spanish American colonies, - - - - -	-	-	-	-	-	-	-
Total, - - - - -	50,622	43,305	1,119	-	-	-	-
Portugal, - - - - -	-	-	-	-	-	-	-
Madeira, - - - - -	-	-	-	-	-	-	-
Fayal and other Azores, - - - - -	-	-	-	-	-	-	-
Cape de Verd Islands, - - - - -	-	-	-	-	-	-	-
Total, - - - - -	-	-	-	-	-	-	-
Italian Ports, - - - - -	-	-	-	-	-	25 2 00	-
China, - - - - -	-	-	-	-	-	-	-
East Indies, generally, - - - - -	403	7,939	-	-	-	-	-
West Indies, generally, - - - - -	-	630	-	-	-	-	-
Africa, generally, - - - - -	-	-	-	-	-	-	-
Uncertain, - - - - -	-	4,271	22,446	4,116	60 1 18	-	-
Grand Total, - - - - -	53,257	333,124	2,529,112	1,580,918	6,919 2 26	17,826 1 27	240 1 19

## STATEMENT OF IMPORTS—Continued.

FROM WHENCE IMPORTED.	ARTICLES PAYING SPECIFIC DUTIES.							
	Tarred Cordage.	Untarred Cordage.	Twine & Pack Thread.	Salt.	Coal.	Shoes.	Boots.	Wool and Cotton Cards.
	112 p'ds.	112 p'ds.	112 p'ds.	Bushels.	Bushels.	Pairs.	Pairs.	Doz's.
Russia, - - - -	680 2 19	-	-	-	-	12		
Sweden, - - - -	-	-	-	4,935				
Swedish West Indies, - - - -	-	-	-					
Total, - - - -	-	-	-	4,935				
Denmark and Norway, - - - -	10 1 11	-	-					
Danish West Indies, - - - -	91 0 24	-	-	37,705	-	81		
Total, - - - -	101 2 07	-	-	37,705	-	81		
United Netherlands, - - - -	388 2 23	-	11 0 23	-	-	3		
Dutch West Indies and American Colonies, - - - -	297 2 03	-	10 3 20	463,571	-	140	19	
Cape of Good Hope, - - - -	-	-	-					
Total, - - - -	686 0 26	-	22 0 15	468,571	-	143	19	
England, Man, and Berwick, - - - -	1,221 0 12	862 0 17	529 0 02	523,003	124,947	55,610	589	602
Guernsey, Jersey, Sark, and Alderney, - - - -	45 3 07	-	1 3 12	-	-	36		
Scotland, - - - -	121 3 10	203 1 18	90 0 13	-	41,107	16,127	134	93
Ireland, - - - -	-	-	2 00	3,232	25,196	393	14	
Gibraltar, - - - -	-	-	-					
Newfoundland and the British fisheries, - - - -	-	-	-	2,644				
British West Indies, - - - -	73 0 26	2 12	3 10	324,219	5,899	185	38	
British American Colonies, - - - -	-	-	1 1 22	8,027	2,364	965	25	
British East Indies, - - - -	-	-	-					
Total, - - - -	1,461 3 27	1,066 0 19	623 3 03	861,125	199,513	73,316	800	695
Imperial Ports of the Austrian Netherlands and Germany, - - - -	-	-	-	-	1,602	57		
Hamburg, Bremen, and other Hanse Towns, - - - -	17 3 21	-	1 1 16	-	-	1,626	36	
France, - - - -	533 0 24	-	1 0 00	1,786	375	941		
St. Pierre, Miquelon, and French fisheries, - - - -	6 0 14	-	-	664				
French West Indies, - - - -	306 1 02	33 2 01	-	64,752	-	111	6	
Bourbon and Mauritius, - - - -	-	-	-					
Total, - - - -	845 2 12	33 2 01	1 0 00	67,202	375	1,052	6	
Spain, - - - -	1 0 22	-	-	183,361				
Teneriffe and the other Canaries, - - - -	-	-	-	584		24		
Honduras, Campeachy, and Musquito Shore, - - - -	-	-	-					
Spanish West Indies, - - - -	-	-	-					
Floridas and Louisiana, - - - -	9 3 21	-	-					
Other Spanish American colonies, - - - -	-	-	-					
Total, - - - -	11 0 15	-	-	183,945	-	24		
Portugal, - - - -	-	-	-	176,573	-	1		
Madeira, - - - -	-	-	-		306			
Fayal and other Azores, - - - -	-	-	-	2,402				
Cape de Verd Islands, - - - -	-	-	-	37,511	84			
Total, - - - -	-	-	-	216,486	390	1		
Italian Ports, - - - -	-	-	-					
China, - - - -	-	-	-			8		
East Indies, generally, - - - -	55 3 00	-	-					
West Indies, generally, - - - -	-	-	-	1,570				
Africa, generally, - - - -	-	-	-					
Uncertain, - - - -	-	-	14 3 19	8,940	160	9		
Grand Total, - - - -	3,860 3 15	1,099 2 20	663 0 25	1,850,479	202,040	76,329	861	695

## STATEMENT OF IMPORTS—Continued.

FROM WHENCE IMPORTED.	ARTICLES PAYING SPECIFIC DUTIES.							
	Beer and Porter, in bottles.	Playing Cards.	Fish, Pickled.	Fish, Dried.	Teas, Bohea.	Teas, Sou- chong.	Teas, Green.	Teas, Hyson.
	Dozens.	Packs.	Barrels.	Quintals.	Pounds.	Pounds.	Pounds.	Pounds.
Russia, - - - - -	-	-	-	-	9,347	3	-	2
Sweden, - - - - -	3	-	-	-	-	-	-	-
Swedish West Indies, - - - - -	-	-	-	-	-	-	-	-
Total, - - - - -	3	-	-	-	-	-	-	-
Denmark and Norway, - - - - -	-	-	-	-	46,918	238	-	11
Danish West Indies, - - - - -	13	12	-	-	21	64	-	272
Total, - - - - -	13	12	-	-	46,939	302	-	283
United Netherlands, - - - - -	-	-	6	-	154,569	676	-	2,861
Dutch West Indies and American colonies, - - - - -	28	72	1	-	-	1,764	101	2,083
Cape of Good Hope, - - - - -	-	-	-	-	-	-	436	-
Total, - - - - -	28	72	7	-	154,569	2,440	527	4,944
England, Man, and Berwick, - - - - -	23,416	20,602	90	22 0 0	1,293	991	608	969
Guernsey, Jersey, Sark, and Alderney, - - - - -	-	-	-	-	4	-	-	-
Scotland, - - - - -	4,205	12	33	6 0 0	-	-	-	-
Ireland, - - - - -	4	-	-	-	-	-	-	-
Gibraltar, - - - - -	36	-	-	-	-	-	-	-
Newfoundland and the British fisheries, - - - - -	-	-	5	7 0 0	-	-	-	-
British West Indies, - - - - -	169	-	-	-	11	26	-	15
British American colonies, - - - - -	13	24	1,108	767 2 19	52	-	-	85
British East Indies, - - - - -	-	-	-	-	-	2,704	88	656
Total, - - - - -	27,843	20,638	1,236	802 2 19	1,360	3,721	696	1,725
Imperial Ports of the Austrian Netherlands and Germany, - - - - -	-	-	-	-	8,043	882	-	530
Hamburg, Bremen, and other Hanse Towns, - - - - -	17	-	-	-	2,789	1	-	1
France, - - - - -	13	-	-	-	255	977	91	16
St. Pierre, Miquelon, and French fisheries, - - - - -	-	-	17	200 0 0	-	-	-	-
French West Indies, - - - - -	4	-	6	-	147	43	22	414
Bourbon and Mauritius, - - - - -	-	-	-	-	-	-	-	24
Total, - - - - -	17	-	23	200 0 0	402	1,020	113	454
Spain, - - - - -	-	-	-	-	-	422	-	-
Teneriffe and other Canaries, - - - - -	-	-	-	-	-	-	-	-
Honduras, Campeachy, and Musquito Shore, - - - - -	-	-	-	-	-	-	-	-
Spanish West Indies, - - - - -	-	-	-	-	-	-	-	394
Floridas and Louisiana, - - - - -	-	-	-	-	-	-	-	57
Other Spanish American colonies, - - - - -	-	-	-	-	-	-	-	-
Total, - - - - -	-	-	-	-	-	422	-	451
Portugal, - - - - -	-	-	-	-	350,645	28,416	-	-
Madeira, - - - - -	-	-	-	-	-	-	-	-
Fayal and other Azores, - - - - -	-	-	-	-	-	-	-	-
Cape de Verd Islands, - - - - -	-	-	-	-	-	-	-	-
Total, - - - - -	-	-	-	-	350,645	28,416	-	-
Italian Ports, - - - - -	-	-	-	-	-	-	-	-
China, - - - - -	-	-	-	-	353,950	95,745	52,754	171,899
East Indies, generally, - - - - -	-	-	-	-	-	-	-	-
West Indies, generally, - - - - -	-	-	-	-	-	-	-	-
Africa, generally, - - - - -	-	-	-	-	-	-	-	-
Uncertain, - - - - -	107	1,317	-	-	10,047	-	6	-
Grand Total, - - - - -	28,028	22,039	1,266	1,002 2 19	938,091	132,952	54,096	180,289

TREASURY DEPARTMENT, Register's Office, December 24, 1792.

JOSEPH NOURSE, Register.

Estimate of the Value of Goods, Wares, and Merchandise, of each Kingdom and its Dominions, imported into the United States, from the 1st of October, 1790, to the 30th of September, 1791.

FROM WHENCE IMPORTED.	GOODS SUBJECT TO DUTIES AD VALOREM.					ENUMERATED ARTICLES SUBJECT TO SPECIFIC DUTIES.												
	Value of Goods, at 5 per ct.	Value of Goods, at 7½ per ct.	Value of Goods, at 10 pr. ct.	Value of Goods, at 12½ pr. ct.	Value of Goods, at 15 pr. ct.	WINES.		Spirits.	Beer and Porter, in casks.	Molasses.	Coffee.	Cocoa.	SUGARS.					
						Madeira.	Other Wines.						Brown.	Loaf.	Other.			
	Dollars.					Gallons.		Gallons.		Pounds.		Pounds.						
Russia and its Dominions, Value, - - -	231,139	2,493	46	-	-	-	66	74	-	-	-	-	-	-	-	-	-	-
Sweden and its Dominions, Value, - - -	18,988	172	101	25	-	2,079	66.00	44.40	-	-	8,895	-	-	23,444	-	-	-	-
Denmark and its Dominions, Value, - - -	17,262	157	92	23	-	2,702.70	-	31,752	-	-	1,245.30	-	-	1,641.08	-	-	-	-
United Netherlands and its Dominions, Value, - - -	76,920	785	1,832	312	-	3,964	14,338	331,096	40	13,828	28,715	1,473	1,773,554	217	3,394	39,458	-	-
Great Britain and its Dominions, Value, - - -	69,928	714	1,666	284	-	5,153.20	14,338.00	148,993.20	8.00	2,765.60	4,020.10	147.30	124,148.78	34.72	3,394	39,458	-	-
Imperial Ports of the Austrian Netherlands, Value, - - -	236,039	136,566	65,741	23,714	-	26,811	13,595	1,053,965	190	953,955	559,631	322,316	5,203,018	543.04	3,945.80	26,916	-	-
Hamburg, Bremen, & other Hanse Towns, Value, - - -	214,530	123,330	59,623	21,550	-	34,854.30	13,595.00	474,284.25	38.00	190,791.00	77,832.08	32,231.60	364,211.26	207,552	26,916	-	-	-
France and its Dominions, Value, - - -	10,395,730	5,856,622	828,491	140,193	5,155	34,946	36,583	1,975,279	120,064	28,688	346,875	5,739	124,217.55	33,208.32	2,691.60	-	-	-
Spain and its Dominions, Value, - - -	9,446,703	5,312,512	753,173	127,445	4,687	45,429.80	36,583.00	987,639.50	24,012.80	5,737.60	48,562.50	573.90	-	-	-	-	-	-
Portugal and its Dominions, Value, - - -	3,554	3,768	537	454	-	-	328	5,554	19	-	-	-	-	-	-	-	-	-
Italy, Value, - - -	3,231	3,426	489	413	-	-	328.00	2,499.30	3.80	-	-	-	-	-	-	-	-	-
China, Value, - - -	174,289	17,006	11,288	16,719	-	29	8,862	6,077	1,670	-	1,231	-	-	297.03	-	-	-	-
East Indies, generally, Value, - - -	158,445	15,460	10,262	15,200	-	37.70	6,646.50	2,734.65	334.00	-	172.34	-	-	475.68	-	-	-	-
West Indies, generally, Value, - - -	105,299	148,306	20,856	5,567	19	1,053	32,444	485,474	-	5,983,169	3,432,385	195,181	14,085,756	2,886	32,125	-	-	-
Africa, generally, Value, - - -	95,403	134,620	18,945	5,061	18	1,368.90	19,466.40	194,189.60	-	1,196,633.80	436,506.25	15,614.48	915,574.14	461.76	3,212.50	-	-	-
Uncertain, Value, - - -	45,883	10,369	24,197	92	-	25	358,873	42,046	-	124,582	51,689	526,662	959,545	393	215,776	-	-	-
Total amount of Merchandise imported, -	41,712	9,427	21,999	84	-	32.50	179,436.50	18,920.70	-	24,916.40	6,719.57	42,132.96	62,370.42	62.88	21,577.60	-	-	-
Total value of Merchandise imported, -	46,325	10,336	10,785	82	-	232,253	276,324	4,931	-	6,277	1,108	-	24,744	-	12,681	-	-	-
Value, - - -	42,114	9,397	9,805	75	-	301,928.90	138,162.00	2,218.95	-	1,255.40	155.12	-	1,732.08	-	1,268.10	-	-	-
Value, - - -	3,361	2,602	2,440	1,004	-	-	5,388	-	-	-	-	-	-	-	-	-	-	-
Value, - - -	3,056	2,366	2,219	913	-	-	3,232.80	-	-	-	-	-	-	-	-	-	-	-
Value, - - -	872	159,145	1,051	11,718	-	934	88	37	-	-	175	-	933	28	-	-	-	-
Value, - - -	726	132,620	875	9,765	-	1,214.20	88.00	22.20	-	-	17.50	-	32.65	4.48	-	-	-	-
Value, - - -	32,913	304	-	-	-	-	736	-	-	-	25,138	-	-	-	-	-	-	-
Value, - - -	27,427	254	-	-	-	-	736.00	-	-	-	2,513.80	-	-	-	-	-	-	-
Value, - - -	-	-	-	-	-	-	-	1,561	-	44,645	1,936	99,148	-	60	-	-	-	-
Value, - - -	-	-	-	-	-	-	-	702.45	-	8,929.00	1,101.36	154.88	6,444.63	-	6.00	-	-	-
Value, - - -	-	-	-	-	-	-	4,142	-	-	-	-	-	-	-	-	-	-	-
Value, - - -	-	-	-	-	-	-	5,384.60	-	-	-	-	-	-	-	-	-	-	-
Value, - - -	86,905	15,342	5,259	3,968	-	3,372	20,953	29,861	-	39,462	14,362	83	126,266	428	158	-	-	-
Value, - - -	79,005	13,948	4,781	3,608	-	4,383.60	20,953.00	13,437.45	-	7,892.40	1,867.06	6.64	8,207.29	68.48	15.80	-	-	-
Total amount of Merchandise imported, -	11,458,217	6,363,816	972,624	203,848	5,174	309,608	768,578	3,967,707	121,983	7,194,606	4,478,676	1,053,390	24,356,594	217,871	327,174	-	-	-
Total value of Merchandise imported, -	10,409,669	5,760,498	883,971	184,421	4,705	402,490.40	433,631.20	1,859,975.05	24,396.60	1,438,921.20	580,712.98	90,861.76	1,608,579.87	34,859.36	32,717.40	-	-	-

NOTE.—One-eleventh and one-sixth is deducted from the five ad valorem columns, added on entry at the Custom Houses, according to law.

ESTIMATE OF GOODS, &c. IMPORTED—Continued.

FROM WHENCE IMPORTED.	ENUMERATED ARTICLES PAYING SPECIFIC DUTIES.															
	Cheese.	Pepper.	Pimento.	Soap.	Snuff.	Tobacco, Manufactured.	Cotton.	Indigo.	TEAS.				CANDLES.		Nails and Spikes.	Bar and other Lead
									Bohea.	Souchong.	Green.	Hyson.	Tallow.	Wax.		
	Pounds.								Pounds.				Pounds.		Pounds.	
Russia and its Dominions, Value, - - - - -	-	-	-	-	-	-	-	-	9,347	3	-	2	-	-	-	-
Sweden and its Dominions, Value, - - - - -	-	-	46	-	-	-	1,203	-	1,869.40	1.05	-	1.20	-	-	-	1,291
Denmark and its Dominions, Value, - - - - -	-	-	4,302	-	172	-	22,707	-	-	-	-	-	-	-	-	58.09
United Netherlands and its Dominions, Value, - - - - -	8,645	68,518	1,180	1,229	201	122	114,656	794	46,939	302	283	283	-	-	5,115	5,719
Great Britain and its Dominions, Value, - - - - -	691.60	13,703.60	118.00	122.90	40.20	24.40	28,664.00	794.00	9,387.80	105.70	169.80	169.80	-	-	358.05	257.35
Imperial Ports of the Austrian Netherlands, Value, - - - - -	6,930.00	6,578.75	16,383.50	1,186.10	152.40	283.20	6,023.00	749.00	154,569	2,440	527	4,944	-	106	22,076	14,119
Hamburg, Bremen, & other Hanse Towns, Value, - - - - -	285	1,328	-	1,285	210	709	-	-	30,913.80	854.00	237.15	2,966.40	-	53.00	1,545.32	635.35
France and its Dominions, Value, - - - - -	106	2,274	1,925	26,858	30	70	114,321	689	1,360	3,721	696	1,725	6,512	114	2,474,191	1,543,461
Spain and its Dominions, Value, - - - - -	8.48	568.50	192.50	2,685.80	6.00	14.00	28,580.25	689.00	272.00	1,302.35	313.20	1,035.00	651.20	57.00	173,193.37	69,455.74
Portugal and its Dominions, Value, - - - - -	208	-	8,931	-	-	2,276	43,305	50,622	8,043	882	-	530	-	-	-	-
Italy and its Dominions, Value, - - - - -	16.64	-	893.10	-	-	455.20	10,826.25	50,622.00	1,608.60	308.70	-	318.00	-	-	-	-
China, Value, - - - - -	-	12,787	-	6	1	-	-	-	2,789	1	-	1	-	-	1,513	8,592
East Indies, generally, Value, - - - - -	-	3,195.75	-	60	20	-	-	-	557.80	35	-	60	-	-	105.91	386.64
West Indies, generally, Value, - - - - -	-	-	-	-	-	-	-	-	402	1,020	113	454	387	356	2,652	3,620
Africa, generally, Value, - - - - -	-	-	-	-	-	-	-	-	80.40	357.00	50.85	272.40	38.70	178.00	185.64	162.90
Uncertain, Value, - - - - -	515	300	-	68	-	13	4,271	-	-	422	-	451	30	-	1,119	-
Total amount of Merchandise imported, -	96,354	111,619	180,219	41,313	1,380	4,606	333,124	53,257	350,645	28,416	-	270.60	3.00	-	22,446	4,116
Total value of Merchandise imported, -	7,708.32	24,464.30	18,021.90	4,131.30	276.00	921.20	82,884.05	53,257.00	70,129.00	9,945.60	-	-	-	-	1,571.22	185.22

1793.]

IMPORTS, TONNAGE, AND EXPORTS.

201

ESTIMATE OF GOODS, &c. IMPORTED—Continued.

FROM WHENCE IMPORTED.	ENUMERATED ARTICLES SUBJECT TO SPECIFIC DUTIES.														
	Steel, un- wrought.	Hemp.	Tarred Cordage.	Untarred Cordage.	Twine and Pack- Thread.	Salt.	Coal.	Shoes.	Boots.	Wool and Cotton Cards.	Beer and Porter, in bottles.	Playing Cards.	Fish, Dried.	Fish, Pickled.	Total value of Merch'dise from each Kingdom & its dominions
	Per 112 pounds.					Bushels.	Bushels.	Pairs.	Pairs.	Dozens.	Dozens.	Packs.	Quintals.	Barrels.	Dollars. Cts.
Russia and its Dominions, Value, - - - - -	-	7,855 0 0	777 3 7	-	-	-	-	12	-	-	-	-	-	-	-
Sweden and its Dominions, Value, - - - - -	30 0 0	26,392 80	5,444 68	-	-	-	-	9 60	-	-	-	-	-	-	246,265 13
Denmark and its Dominions, Value, - - - - -	201 60	-	-	-	-	4,935	-	-	-	3	-	-	-	-	38,474 01
United Netherlands and its Dominions, Value, - - - - -	-	1,868 3 20	138 1 12	-	-	493 50	-	-	-	3 99	-	-	-	-	399,722 36
Great Britain and its Dominions, Value, - - - - -	2,484 2 12	727 0 1	691 0 1	-	22 0 15	3,770 50	-	81	-	17 29	12	-	-	-	1,764,331 28
Imperial Ports of Austrian Netherlands, Value, - - - - -	16,696 36	2,442 75	4,837 06	-	495 80	46,857 10	-	143	19	37 24	4 32	-	28 00	1,236	17,539,183 56
Hamburg, Bremen, and other Hanse Towns, Value, - - - - -	3,823 2 14	6,129 0 20	1,563 2 22	1,066 0 19	623 3 3	861,125	199,513	73,316	800	695	27,843	20,638	802 2 19	1,236	17,539,183 56
France and its Dominions, Value, - - - - -	25,694 76	20,594 04	10,945 87	3,529 35	13,972 60	86,112 50	24,939 12	58,652 80	4,000 00	2,780 00	37,031 19	1,238 28	2,006 67	4,944 00	17,539,183 56
Spain and its Dominions, Value, - - - - -	-	-	-	-	-	-	1,602	57	-	-	-	-	-	-	12,872 65
Portugal and its Dominions, Value, - - - - -	516 0 20	804 0 7	17 3 21	-	1 1 16	-	200 25	45 60	-	-	-	-	-	-	12,872 65
Italy and its Dominions, Value, - - - - -	3,468 72	2,701 65	125 55	-	31 20	-	-	1,626	36	-	17	-	-	-	219,314 40
China, - - - - -	4 3 18	416 3 7	845 2 12	33 2 1	1 0 0	67,202	375	1,300 80	180 00	-	22 61	-	-	-	219,314 40
East Indies, generally, Value, - - - - -	33 00	1,400 49	5,919 25	268 07	22 40	6,720 20	46 87	841 60	30 00	-	22 61	-	200 0 0	23	3,087,041 74
West Indies, generally, Value, - - - - -	-	-	11 0 15	-	-	183,945	-	24	-	-	-	-	500 00	92 00	3,087,041 74
Africa, generally, Value, - - - - -	-	-	77 94	-	-	18,394 50	-	19 20	-	-	-	-	-	-	511,195 99
Uncertain, Value, - - - - -	-	-	-	-	-	216,486	390	1	-	-	-	-	-	-	511,195 99
Total amount of Merchandise imported,	6,919 2 26	17,826 1 27	4,101 1 6	1,099 2 20	663 0 25	1,850,479	202,040	76,329	861	695	28,028	22,039	1,002 2 19	1,266	
Total value of Merchandise imported, -	46,500 60	59,897 01	28,709 10	8,797 42	14,856 20	185,047 90	25,254 99	61,063 20	4,305 00	2,780 00	37,277 24	1,322 34	2,506 67	5,064 00	25,027,125 59

Summary of Goods, Wares, and Merchandise, imported into each State, from the 1st of October, 1790, to the 30th of September, 1791.

STATES.	GOODS SUBJECT TO DUTIES AD VALOREM.					ENUMERATED ARTICLES SUBJECT TO SPECIFIC DUTIES.										
	Value of Goods, at 5 per cent.	Value of Goods, at 7½ per cent.	Value of Goods, at 10 per cent.	Value of Goods, at 1¼ pr. ct.	Value of Goods, at 16 pr. ct.	Wines.		Spirits.	Beer and Porter, in casks.	Molasses.	Coffee.	Cocoa.	Sugars.			
						Madeira.	Other Wines.						Brown.	Loaf.	Other Sugars.	
	Dollars.					Gallons.		Gallons.			Pounds.		Pounds.			
New Hampshire, -	44,403	12,577	4,452	1,970	-	5,444	159	75,698	284	83,182	57,324	5,116	288,601	77		
Massachusetts, -	1,422,299	781,172	142,293	35,081	26	25,315	103,181	348,335	2,195	3,294,658	585,882	204,505	4,605,390	1,827	15,535	
Rhode Island, -	66,023	14,847	5,529	3,987	-	369	14,846	50,475	35	869,959	123,589	72,924	1,179,554	340	51,484	
Connecticut, -	35,953	15,774	10,073	2,296	-	286	985	358,477	535	773,329	60,914	10,371	1,281,407	-	2,641	
New York, -	2,125,353	1,865,309	231,349	73,608	1,071	86,518	79,916	953,606	5,785	908,547	521,363	124,857	2,782,986	499	23,720	
New Jersey, -	823	-	66	66	-	3,207	404	26,383	-	6,964	17,785	-	151,402			
Pennsylvania, -	2,709,737	1,804,399	218,811	46,929	5	78,231	353,261	702,371	724	432,315	1,457,128	622,214	5,630,454	2,173	171,211	
Delaware, -	38,013	1,178	392	499	-	61	1,849	27,652	-	37,910	138,947	8,240	581,746			
Maryland, -	1,634,649	647,036	112,885	12,834	302	16,454	105,567	383,786	1,028	207,558	970,985	-	3,117,156	15,694	1,159	
Virginia, -	1,741,457	692,335	133,655	17,142	2,106	49,768	44,971	527,391	12,854	221,749	144,639	415	1,993,840	117,743	16,546	
North Carolina, -	107,105	26,560	8,689	705	59	4,841	6,199	162,448	141	163,772	81,005	505	525,137	5,664	14	
South Carolina, -	1,293,381	416,125	87,696	7,850	1,605	37,715	54,492	302,086	91,040	167,796	276,598	4,243	1,801,400	44,114	43,785	
Georgia, -	239,021	86,504	16,735	881	-	1,399	2,748	48,999	7,362	21,867	42,617	-	417,521	29,740	1,079	
Grand Total,	11,458,217	6,363,816	972,624	203,848	5,174	309,608	768,578	3,967,707	121,983	7,194,606	4,478,676	1,053,390	24,356,594	217,871	327,174	

## STATEMENT—Continued.

STATES.	ARTICLES ENUMERATED SUBJECT TO A SPECIFIC RATE OF DUTY.														
	Candles.		Cheese.	Soap.	Pepper.	Pimento.	Tobacco, Manufactured.	Snuff.	Indigo.	Cotton.	Nails and Spikes.	Bar and other Lead.	Steel, unwrought.	Hemp.	Cables.
	Tallow	Wax.													
	Pounds.		Pounds.		Pounds.		Pounds.		Pounds.		Pounds.		Per 112 Pounds.		
New Hampshire, - - -	150	-	768	-	-	-	-	-	17,564	14,899	4,336	16 0 00	643 2 14		
Massachusetts, - - -	-	-	4,978	8,828	100	2,352	1	13	744	121,180	71,302	187,781	1,732 3 10	6,952 0 23	151 3 11
Rhode Island, - - -	-	-	-	392	97	1,768	15	-	-	1,758	2,380	8,961	-	1,174 0 20	
Connecticut, - - -	109	-	-	80	-	1,501	-	-	352	19,131	11,454	7,173	30 1 07	200 0 00	
New York, - - -	50	322	6,955	2,258	25,350	131,534	125	473	1,034	32,305	171,003	411,791	2,133 2 08	3,503 0 00	
New Jersey, - - -	-	-	-	-	-	-	-	40	-	1,061	-	-	-	-	-
Pennsylvania, - - -	-	111	22,117	4,310	49,631	27,762	2,923	184	50,046	56,763	226,422	385,158	956 1 04	4,474 3 25	
Delaware, - - -	-	-	-	-	-	-	-	-	-	9,010	-	-	-	-	-
Maryland, - - -	2,097	12	21,056	8,505	6,038	1,693	581	120	201	42,518	456,744	264,343	500 2 04	878 2 01	
Virginia, - - -	2,569	3	27,254	5,116	18,850	8,018	41	171	585	10,286	1,081,158	160,348	755 1 00	-	47 0 00
North Carolina, - - -	-	-	550	1,165	63	1,264	98	66	-	6,175	54,577	2,644	109 3 07	-	41 2 08
South Carolina, - - -	1,684	90	9,546	7,986	10,038	3,911	822	277	295	12,516	355,766	120,104	580 1 01	-	-
Georgia, - - -	270	38	3,130	2,673	1,452	416	-	36	-	2,857	83,407	28,279	104 3 13	-	-
Grand Total, -	6,929	576	96,354	41,313	111,619	180,219	4,606	1,380	53,257	333,124	2,529,112	1,580,918	6,919 2 26	17,826 1 27	240 1 19



## STATEMENT—Continued.

STATES.	ENUMERATED ARTICLES PAYING SPECIFIC RATES OF DUTY.															
	Tarred Cordage.	Untarred Cordage.	Twine and Pack Thread.	Salt.	Coal.	Shoes.	Boots.	Wool and Cotton Cards.	Beer and Porter, in bottles.	Playing Cards.	FISH.		TEAS.			
	Per 112 pounds.			Bushels.	Pairs.	Dozens.	Packs.	Quintals.	Barrels.	Pounds.						
New Hampshire, - -	55 1 7	-	0 3 16	36,360	288	139	9	-	70	-	-	78	86			
Massachusetts, - -	1,088 0 8	219 2 11	137 2 22	437,907	14,798	1,009	4	-	2,852	4,512	866 0 0	804	120,089	15,957	58	9,822
Rhode Island, - -	24 2 25	-	-	65,936	3,325	24	24	-	48	-	47 2 19	8	268,380	29,880	9,894	35,589
Connecticut, - -	13 0 0	-	-	165,157	-	65	-	-	122	-	-	1	61	-	55	
New York, - - -	297 2 7	1 2 14	35 2 17	236,217	94,630	2,251	73	44	6,418	7,896	60 0 0	210	204,643	36,787	29,336	71,788
New Jersey, - - -	59 2 25	-	-	2,187	-	-	-	-	-	-	-	-	-	-	-	-
Pennsylvania, - -	342 0 16	-	109 0 24	284,939	34,363	1,714	26	41	571	936	-	39	276,718	45,169	14,103	60,350
Delaware, - - -	-	-	-	9,818	-	-	-	-	-	-	-	-	-	-	-	-
Maryland, - - -	439 1 5	160 1 26	94 3 13	155,184	4,269	5,102	119	46	3,317	765	-	-	52,762	456	9	425
Virginia, - - -	1,007 0 27	588 1 24	225 1 18	200,294	20,623	31,606	260	425	5,216	5,532	2 0 0	6	4	2,616	482	885
North Carolina, -	373 1 16	44 1 8	14 1 8	124,006	188	809	26	34	1,217	12	1 0 0	6	21	264	-	17
South Carolina, -	64 2 18	29 2 14	31 1 8	90,458	29,295	27,933	256	104	7,204	2,314	26 0 0	110	14,883	1,658	91	1,110
Georgia, - - -	95 3 1	55 2 7	13 3 11	42,016	261	5,677	64	1	993	72	-	4	444	165	68	303
Total, - - -	3,860 3 15	1,099 2 20	663 0 25	1,850,479	202,040	76,329	861	695	28,028	22,039	1,002 2 19	1,266	938,091	132,952	54,096	180,289

TREASURY DEPARTMENT, Register's Office, December 24, 1792.

JOSEPH NOURSE, Register.

*A Statement of the Tonnage of Vessels entered into the State of New Hampshire from foreign ports, between the 1st day of October, 1790, and the 30th day of September, 1791, together with the Coasting and Fishing Vessels.*

HOW EMPLOYED, OR FROM WHENCE ARRIVED.	TO WHAT NATION BELONGING.				Amount of their National Tonnage from the Dominions of each Power.	Amount of American Tonnage from the Dominions of each Power.	Total of foreign Tonnage from each Kingdom.	Total Tonnage from each Kingdom, or in the coasting or fishing trade.
	United States.	France.	Great Britain.	Portugal.				
	Tons.	Tons.	Tons.	Tons.				
Coasting vessels, . . . . .	2,337	.	.	.	.	.	2,337	
Fishing do. . . . .	629	.	.	.	.	.	629	
England, Man, and Berwick, . . . . .	2,153	.	288	.	.	.		
Scotland, . . . . .	312	.	.	.	.	.		
Ireland, . . . . .	462	.	.	.	1,386	3,148	4,534	
British West Indies, . . . . .	.	.	716	.	.	.		
British American Colonies, . . . . .	221	.	382	.	.	.		
France, . . . . .	194	.	.	.	.	.		
St. Pierre, Miquelon and Fisheries, . . . . .	55	.	.	.	264	4,708	4,972	
French West Indies, . . . . .	4,459	264	.	.	.	.		
Cape de Verd Islands, . . . . .	.	.	.	162	162	162	162	
Dutch West Indies and American Colonies, . . . . .	1,533	.	.	.	.	1,533	1,533	
Danish West Indies, . . . . .	89	.	.	.	.	89	89	
Swedish West Indies, . . . . .	149	.	.	.	.	149	149	
Imperial Ports of the Austrian Netherlands and Germany, . . . . .	253	.	.	.	.	253	253	
Hamburg and Bremen, . . . . .	182	.	.	.	.	182	182	
Total,	13,028	264	1,386	162	1,812	13,028	14,840	

TREASURY DEPARTMENT, *Register's Office, December 24, 1792.*

JOSEPH NOURSE, *Register.*

*A Statement of the Tonnage of Vessels entered into the State of Massachusetts, from Foreign Ports, between the 1st October, 1790, and the 30th September, 1791, together with the Coasting and Fishing Vessels.*

1793.1

HOW EMPLOYED, OR FROM WHENCE ARRIVED.	TO WHAT NATION BELONGING.							Amount of their National Tonnage from the Dominions of each Power.	Amount of American tonnage from the dominions of each Power.	Total of Foreign Tonnage from each Kingdom.	Total Tonnage from each Kingdom, or in the Coasting or Fishing Trade.
	United States.	France.	Great Britain.	United Netherlands.	Portugal.	Denmark.	Russia.				
	Tons.	Tons.	Tons.	Tons.	Tons.	Tons.	Tons.				
Coasting vessels, - - - - -	49,160	-	-	-	-	-	-	-	49,160	-	49,160
Fishing vessels, - - - - -	29,560	-	-	-	-	-	-	-	29,560	-	29,560
England, Man, and Berwick, - - - - -	10,414	-	2,739	-	-	-	-	-	-	-	-
Scotland, - - - - -	463	-	251	-	-	-	-	-	-	-	-
Ireland, - - - - -	2,156	-	866	-	-	-	-	-	-	-	-
Gibraltar, - - - - -	201	-	355	-	-	-	-	21,039	14,287	21,039	35,326
British East Indies, - - - - -	228	-	-	-	-	-	-	-	-	-	-
British West Indies, - - - - -	332	-	9,079	-	-	-	-	-	-	-	-
Newfoundland and fisheries, - - - - -	87	-	466	-	-	-	-	-	-	-	-
British American colonies, - - - - -	406	-	7,283	-	-	-	-	-	-	-	-
France, - - - - -	2,883	186	124	-	-	-	-	219	40,679	343	41,022
St. Pierre, Miquelon, and fisheries, - - - - -	1,265	33	-	-	-	-	-	-	-	-	-
French West Indies, - - - - -	36,531	-	-	-	-	-	-	-	-	-	-
Spain, - - - - -	5,711	-	-	-	-	-	-	-	-	-	-
Teneriffe and other Canaries, - - - - -	159	-	-	-	-	-	-	-	-	-	-
Honduras, Campeachy, and Musquito, - - - - -	-	-	73	-	-	-	-	-	6,253	73	6,326
Spanish West Indies, - - - - -	320	-	-	-	-	-	-	-	-	-	-
Floridas and Louisiana, - - - - -	63	-	-	-	-	-	-	-	-	-	-
Portugal, - - - - -	2,839	-	-	-	-	-	-	-	-	-	-
Madeira, - - - - -	163	-	-	-	-	-	-	249	4,123	472	4,595
Fayal and other Azores, - - - - -	342	-	-	-	-	-	-	-	-	-	-
Cape de Verd Islands, - - - - -	779	-	223	-	249	-	-	-	-	-	-
United Netherlands, - - - - -	2,721	-	-	-	-	-	-	-	19,851	844	20,695
Dutch West Indies, and American colonies, - - - - -	16,970	-	884	-	-	-	-	-	-	-	-
Cape of Good Hope, - - - - -	160	-	-	-	-	-	-	-	-	-	-
Denmark and Norway, - - - - -	93	-	-	-	-	158	-	531	2,337	718	3,055
Danish West Indies, - - - - -	2,244	-	-	187	-	373	-	-	-	-	-
Sweden, - - - - -	482	-	-	-	-	-	-	-	874	131	1,005
Swedish West Indies, - - - - -	392	-	-	131	-	-	-	-	481	-	481
Imperial ports of the Austrian Netherlands and Germany, - - - - -	481	-	-	-	-	-	-	-	176	-	176
Hamburg and Bremen, - - - - -	176	-	-	-	-	-	-	-	1,897	320	2,217
Russia, - - - - -	1,897	-	-	-	-	-	320	320	90	-	90
Africa, generally, - - - - -	90	-	-	-	-	-	-	-	2,190	-	2,190
West Indies, generally, - - - - -	2,190	-	-	-	-	-	-	-	124	-	124
East Indies, generally, - - - - -	124	-	-	-	-	-	-	-	-	-	-
Total,	172,082	219	22,303	318	249	531	320	22,358	172,082	23,940	196,022

IMPORTS, TONNAGE, AND EXPORTS.

207

A statement of the Tonnage of Vessels entered into the State of Rhode Island and P. P. from foreign ports, between the 1st day of October, 1790, and the 30th day of September, 1791, together with the Coasting and Fishing Vessels.

HOW EMPLOYED, OR FROM WHENCE ARRIVED.	TO WHAT NATION BELONGING.					Amount of their National Tonnage from the Dominions of each Power.	Amount of American Tonnage from the Dominions of each Power.	Total of foreign Tonnage from each Kingdom.	Total Tonnage from each Kingdom, or in the Coasting or Fishing Trade.
	United States.	France	Great Britain.	Spain.	United Netherlands.				
	Tons.	Tons.	Tons.	Tons.	Tons.				
Coasting Vessels, . . . . .	11,191	.	.	.	.	.	11,191	.	11,191
Fishing do. . . . .	810	.	.	.	.	.	810	.	810
England, Man, and Berwick, . . . . .	518	.	.	.	.	280	1,981	280	2,261
Ireland, . . . . .	293	.	.	.	.				
British West Indies, . . . . .	1,170	.	258	.	.	88	7,970	88	8,058
Newfoundland and Fisheries, . . . . .	518	.	22	.	.				
France, . . . . .	7,452	88	.	.	.	47	903	47	950
French West Indies, . . . . .	189	.	.	.	.				
Spain, . . . . .	567	.	.	47	.	100	4,216	100	4,316
Floridas and Louisiana, . . . . .	147	.	.	.	.				
Cape de Verd Islands, . . . . .	214	.	.	.	.	1,175	214	100	214
Dutch West Indies and American Colonies, . . . . .	4,216	.	.	.	100				
Denmark and Norway, . . . . .	639	.	.	.	.	356	1,175	.	1,175
Danish West Indies, . . . . .	536	.	.	.	.				
China, . . . . .	356	.	.	.	.	294	.	.	356
Imperial Ports of the Austrian Netherlands and Germany, . . . . .	294	.	.	.	.				
Total, . . . . .	29,110	88	280	47	100	515	29,110	515	29,625

TREASURY DEPARTMENT, Register's Office, December 24, 1792.

JOSEPH NOURSE, Register.

A Statement of the Tonnage of Vessels entered into the State of Connecticut from foreign ports, between the 1st day of October, 1790, and the 30th day of September, 1791; together with the Coasting and Fishing Vessels.

HOW EMPLOYED, OR FROM WHENCE ARRIVED.	TO WHAT NATION BELONGING.				Amount of their National Tonnage from the Dominions of each Power.	Amount of American Tonnage from the Dominions of each Power.	Total of Foreign Tonnage from each Kingdom.	Total Tonnage from each Kingdom, or in the Coasting or Fishing Trade.
	United States.	Great Britain	Spain.	United Netherlands.				
	Tons.	Tons.	Tons.	Tons.				
Coasting Vessels, - - - - -	9,164	.	.	100	.	9,164	100	9,264
Fishing do. - - - - -	913	.	.	.	.	913	.	913
England, Man, and Berwick, - - - - -	286	184	.	.	3,259	1,798	3,259	5,057
British West Indies, - - - - -	1,512	2,763	.	.				
British American Colonies, - - - - -	.	312	.	.	59	6,590	59	6,590
French West Indies, - - - - -	6,590	.	.	.				
Floridas and Louisiana, - - - - -	.	.	59	.	935	9,340	707	10,047
Dutch W. Indies and American Colonies, . . . . .	9,340	707	.	.				
Danish West Indies, - - - - -	935	.	.	.	3,318	28,740	4,125	32,865
Total, . . . . .	28,740	3,966	59	100				

TREASURY DEPARTMENT, Register's Office, December 24, 1792.

JOSEPH NOURSE, Register.

*A Statement of the Tonnage of Vessels entered into the State of New York from foreign ports, between the 1st day of October, 1790, and the 30th day of September, 1791; together with the Coasting and Fishing Vessels.*

HOW EMPLOYED, OR FROM WHENCE ARRIVED.	TO WHAT NATION BELONGING.						Amount of their National Tonnage from the Dominions of each Power.	Amount of American Tonnage from the Dominions of each Power.	Total of Foreign Tonnage from each Kingdom.	Total Tonnage from each Kingdom, or in the Coasting or Fishing Trade.
	United States.	France.	Great Britain.	Spain.	United Netherlands.	Portugal.				
	Tons.	Tons.	Tons.	Tons.	Tons.	Tons.				
Coasting Vessels, - - - - -	8,247	.	.	.	.	.	.	.	8,247	
Fishing do. - - - - -	567	.	.	.	.	.	.	.	567	
England, Man, and Berwick, - - - - -	9,257	.	7,397	.	.	.	.	.	9,257	
Guernsey, Jersey, Sark, and Alderney, - - - - -	223	.	.	.	.	.	.	.	223	
Scotland, - - - - -	297	.	968	.	.	.	.	.	1,265	
Ireland, - - - - -	2,340	.	1,504	.	.	.	.	.	3,844	
Gibraltar, - - - - -	.	.	183	.	.	.	.	.	183	
British West Indies, - - - - -	215	.	16,179	.	.	.	.	.	16,394	
Newfoundland and Fisheries, - - - - -	36	.	788	.	.	.	.	.	824	
British American Colonies, - - - - -	.	.	6,605	.	.	.	.	.	6,605	
France, - - - - -	868	1,127	.	.	.	.	.	.	1,995	
St. Pierre, Miquelon, and Fisheries, - - - - -	109	.	.	.	.	.	.	.	109	
French West Indies, - - - - -	10,469	237	102	.	85	.	1,364	11,446	1,551	
Spain, - - - - -	589	140	.	145	.	78	.	.	767	
Teneriffe and other Canaries, - - - - -	161	.	.	.	.	.	.	.	161	
Spanish West Indies, - - - - -	376	.	85	.	.	.	243	1,272	546	
Floridas and Louisiana, - - - - -	79	.	.	98	.	.	.	.	177	
Other Spanish Colonies, - - - - -	67	.	.	.	.	.	.	.	67	
Portugal, - - - - -	646	.	.	.	.	134	489	.	1,130	
Madeira, - - - - -	1,523	.	374	.	.	.	593	2,169	1,994	
Fayal and other Azores, - - - - -	.	.	.	.	.	.	404	.	404	
United Netherlands, - - - - -	2,295	.	.	.	334	.	.	.	2,629	
Dutch West Indies and American Colonies, - - - - -	5,732	.	756	.	421	.	755	8,027	1,511	
Danish West Indies, - - - - -	1,927	.	.	.	.	.	.	1,927	.	
China, - - - - -	297	.	.	.	.	.	.	297	.	
Russia, - - - - -	334	.	.	.	.	.	.	334	.	
Italian Ports, - - - - -	.	.	112	.	.	.	.	.	112	
Africa, generally, - - - - -	142	.	.	.	.	.	.	142	.	
Total,	46,796	1,504	35,053	243	974	1,564	37,472	46,796	39,338	

TREASURY DEPARTMENT, Register's Office, December 24th, 1792.

JOSEPH NOURSE, Register.

*A Statement of the Tonnage of Vessels entered into the State of New Jersey from foreign ports, between the 1st day of October, 1790, and the 30th day of September, 1791, together with the Coasting and Fishing Vessels.*

HOW EMPLOYED, OR FROM WHENCE ARRIVED.		TO WHAT NATION BELONGING.	
		United States.	United States.
		Tons.	Tons.
Coasting Vessels,	-	4,912	4,912
French West Indies,	-	286	286
Dutch West Indies and American Colonies,	-	83	83
<b>Total,</b>		<b>5,281</b>	<b>5,281</b>

HOW EMPLOYED, OR FROM WHENCE ARRIVED.

Amount of American Tonnage from the Dominions of each Power.

Total Tonnage from each Kingdom, or in the coasting or fishing trade.

TREASURY DEPARTMENT, Register's Office, December 24, 1792.

JOSEPH NOURSE, Register.

*A Statement of the Tonnage of Vessels entered into the State of Pennsylvania from foreign ports, between the 1st day of October, 1790, and the 30th day of September, 1791, together with the Coasting and Fishing Vessels.*

HOW EMPLOYED, OR FROM WHENCE ARRIVED.	TO WHAT NATION BELONGING.									Amount of their National Tonnage from the Dominions of each Power.	Amount of American Tonnage from the Dominions of each Power.	Total of Foreign Tonnage from each Kingdom.	Total Tonnage from each Kingdom, or in the Coasting or Fishing Trade.
	United States.	France.	Great Britain.	Ireland.	Spain.	United Netherlands.	Portugal.	Denmark.	Sweden.				
	Tons.	Tons.	Tons.	Tons.	Tons.	Tons.	Tons.	Tons.	Tons.				
Coasting Vessels,	7,444										7,444		7,444
England, Man, and Berwick,	6,326		4,604										
Ireland,	1,001		743	1,007									
Gibraltar,	400		240										
British East Indies,	494												
British West Indies,	200		15,439										
Newfoundland and Fisheries,			802										
British American Colonies,			1,428										
France,	1,076	811	249										
French West Indies,	9,816	155	424			144		83		55			
Spain,	6,293		282			272						225	
Teneriffe and other Canaries,	1,439												
Honduras, Campcachy, and Musquito,			221										
Spanish West Indies,	307		257										
Floridas, and Louisiana,	328					697							
Portugal,	5,396		736			1,012				1,372			
Madeira,	1,722		123							878			
Fayal, and other Azores,	628									142			
Cape de Verd Islands,	344												
United Netherlands,	1,793												
Dutch West Indies, and American Colonies,	3,188		744					70		67			
Cape of Good Hope,	140												
Danish West Indies,	4,478										164		
Swedish West Indies,	113												
China,	224												
Hamburg and Bremen,	135												
Russia,	361		126										
<b>Total,</b>	<b>53,646</b>	<b>966</b>	<b>26,418</b>	<b>1,007</b>	<b>2,125</b>	<b>153</b>	<b>2,459</b>	<b>219</b>	<b>225</b>	<b>28,829</b>	<b>53,646</b>	<b>33,572</b>	<b>87,218</b>

TREASURY DEPARTMENT, Register's Office, December 24, 1792.

JOSEPH NOURSE, Register.

*A Statement of the Tonnage of vessels entered into the State of Delaware from foreign ports, between the 1st day of October, 1790, and the 30th day of September, 1791, together with the Coasting and Fishing Vessels.*

HOW EMPLOYED, OR FROM WHENCE ARRIVED.	TO WHAT NATION BELONGING.			Amount of their National Tonnage from the Dominions of each power.	Amount of American tonnage from the Dominions of each Power.	Total of Foreign tonnage from each Kingdom.	Total tonnage from each Kingdom, or in the Coasting or Fishing Trade.
	United States.	Great Britain.	Spain.				
	Tons.						
Coasting vessels, - - -	1,230	-	-	} 1,914	1,230	-	1,230
England, Man, and Berwick, - - -	-	263	-		} 1,914	-	-
Ireland, - - - - -	2,101	848	-	} 1,914		2,160	1,914
British West Indies, - - - - -	-	637	-		} 1,914	-	-
British American Colonies, - - - - -	59	166	-	} 1,914		1,214	-
French West Indies, - - - - -	1,214	-	-		} 1,914	554	-
Spain, - - - - -	554	-	-	} 1,914		-	163
United Netherlands, - - - - -	-	-	163		} 1,914	517	-
Dutch W. Indies and American colonies, - - - - -	517	-	-	} 1,914		122	-
Danish West Indies, - - - - -	122	-	-				
<b>Total, - - - - -</b>	<b>5,797</b>	<b>1,914</b>	<b>163</b>		<b>5,797</b>	<b>2,077</b>	<b>7,874</b>

TREASURY DEPARTMENT, *Register's Office, December 24th, 1792.*

JOSEPH NOURSE, *Register.*

A Statement of the Tonnage of Vessels entered into the State of Maryland from foreign ports, between the 1st day of October, 1790, and the 30th day of September, 1791, together with the Coasting and Fishing Vessels.

HOW EMPLOYED, OR FROM WHENCE ARRIVED.	TO WHAT NATION BELONGING.								Amount of their National Tonnage from the Dominions of each Power.	Amount of American Tonnage from the Dominions of each Power.	Total of foreign Tonnage from each Kingdom.	Total Tonnage from each Kingdom, or in the Coasting or Fishing Trade.
	United States.	France.	Great Britain.	Spain.	United Netherlands.	Portugal.	Imperial ports and Germany.	Denmark.				
	Tons.	Tons.	Tons.	Tons.	Tons.	Tons.	Tons.	Tons.				
Coasting vessels, - - - - -	9,785	-	-	-	-	187	-	-	-	9,785	187	9,972
Fishing vessels, - - - - -	537	-	-	-	-	-	-	-	537	-	-	537
England, Man, and Berwick, - - - - -	7,286	-	6,190	-	-	-	-	-	-	-	-	-
Scotland, - - - - -	-	-	1,318	-	-	-	-	-	-	-	-	-
Ireland, - - - - -	911	-	1,443	-	-	-	-	-	-	-	-	-
British West Indies, - - - - -	91	-	6,200	-	-	-	-	-	15,741	8,288	15,741	24,029
British American Colonies, - - - - -	-	-	590	-	-	-	-	-	-	-	-	-
France, - - - - -	1,344	182	-	-	-	-	-	-	-	-	-	-
French West Indies, - - - - -	8,016	411	148	-	310	-	-	-	593	9,360	1,051	10,411
Spain, - - - - -	2,295	-	195	-	-	-	-	-	-	-	-	-
Teneriffe and other Canaries, - - - - -	566	-	-	-	-	-	-	-	-	-	-	-
Spanish West Indies, - - - - -	240	-	-	209	-	-	-	-	503	3,101	698	3,799
Floridas and Louisiana, - - - - -	-	-	-	294	-	-	-	-	-	-	-	-
Portugal, - - - - -	1,540	-	-	-	151	402	-	-	-	-	-	-
Madeira, - - - - -	341	-	576	-	-	-	-	-	402	1,881	1,175	3,056
Fayal and other Azores, - - - - -	-	46	-	-	-	-	-	-	-	-	-	-
United Netherlands, - - - - -	2,241	-	857	-	557	-	-	-	-	-	-	-
Dutch West Indies and American Colonies, - - - - -	4,058	75	551	-	-	-	-	-	557	6,299	2,103	8,402
Danish West Indies, - - - - -	1,252	-	153	-	-	-	-	63	434	1,252	587	1,839
Swedish West Indies, - - - - -	63	-	-	-	-	-	-	-	63	63	-	63
Imperial ports of the Austrian Netherlands and Germany, - - - - -	242	-	-	-	-	-	-	-	242	242	-	242
Hamburg and Bremen, - - - - -	940	-	-	-	354	-	-	-	940	940	817	1,757
Total, - - - - -	41,748	714	18,221	503	1,372	589	463	497	18,230	41,748	22,359	64,107

TREASURY DEPARTMENT, Register's Office, December 24, 1792.

JOSEPH NOURSE, Register.



*A Statement of the Tonnage of Vessels entered into the State of Virginia from Foreign Ports, between the 1st day of October, 1790, and the 30th day of September, 1791, together with the Coasting and Fishing Vessels.*

82

HOW EMPLOYED, OR FROM WHENCE ARRIVED.	TO WHAT NATION BELONGING.						Amount of their National Tonnage from the Dominions of each Power.	Amount of American Tonnage, from the Dominions of each Power.	Total of Foreign Tonnage from each Kingdom.	Total Tonnage from each Kingdom, or in the Coasting or Fishing trade.
	United States.	France.	Great Britain.	Spain.	United Netherlands.	Denmark.				
	Tons.	Tons.	Tons.	Tons.	Tons.	Tons.				
Coasting Vessels,	13,573	-	-	-	-	-	13,573	-	13,573	
Fishing do.	73	-	-	-	-	-	73	-	73	
England, Man, and Berwick,	9,363	-	13,463	-	-	-	-	-	-	
Guernsey, Jersey, Sark and Alderney,	1,024	-	3,074	-	119	-	-	-	-	
Scotland,	579	-	5,201	-	-	-	-	-	-	
Ireland,	575	-	866	-	-	-	40,549	11,583	40,668	
Gibraltar,	-	-	318	-	-	-	-	-	-	
British West Indies,	42	-	16,582	-	-	-	-	-	-	
British American Colonies,	-	-	1,045	-	-	-	-	-	-	
France,	3,915	2,415	808	-	-	-	2,415	10,324	3,531	
French West Indies,	6,409	-	247	-	61	-	-	-	13,855	
Spain,	1,370	-	-	-	-	194	-	-	-	
Teneriffe and other Canaries,	470	-	-	-	-	-	65	1,921	336	
Spanish West Indies,	81	-	77	65	-	-	-	-	2,257	
Portugal,	770	-	361	-	-	-	-	-	-	
Madeira,	736	-	182	-	-	-	-	1,506	663	
Fayal and other Azores,	-	-	100	-	-	-	-	-	2,169	
United Netherlands,	206	-	1,108	-	-	-	-	-	-	
Dutch West Indies and American Colonies,	1,846	-	1,006	-	-	-	-	2,052	2,114	
Danish West Indies,	908	-	77	-	-	-	-	908	77	
Swedish West Indies,	61	-	142	-	-	-	-	61	142	
Imperial Ports of the Austrian Netherlands and Germany,	329	-	258	-	-	-	-	329	258	
Hamburg and Bremen,	217	-	-	-	-	-	-	217	-	
Uncertain,	215	-	-	-	-	-	-	215	-	
Total,	42,762	2,415	44,935	65	180	194	43,029	42,762	47,789	

TREASURY DEPARTMENT, Register's Office, December 24, 1792.

JOSEPH NOURSE, Register.

1793.]

IMPORTS, TONNAGE, AND EXPORTS.

218

*A Statement of the Tonnage of Vessels entered into the State of North Carolina from Foreign Ports, between the 1st October, 1790, and the 30th of September, 1791, together with the Coasting and Fishing Vessels.*

HOW EMPLOYED, OR FROM WHENCE ARRIVED.	TO WHAT NATION BELONGING.					Amount of their National Tonnage from the dominions of each Power.	Amount of American Tonnage from the dominions of each Power.	Total of Foreign Tonnage from each kingdom.	Total Tonnage from each kingdom, or in the Coasting or Fishing Trade.
	United States.	France.	Great Britain.	United Netherlands.	Sweden.				
	Tons.	Tons.	Tons.	Tons.	Tons.				
Coasting vessels, England, Man, and Berwick, Scotland, Ireland, British West Indies, British American Colonies, France, French West Indies, Spain, Portugal, Madeira, United Netherlands, Dutch West Indies and American Colonies, Danish West Indies, Swedish West Indies,	9,020 384 319 202 300 . . 10,519 151 474 658 152 5,792 2,407 378	. . . . . . 335 102 . . . . . . .	1,217 1,465 9,113 447 134 69 . 1,090 . . . . .	. . . . . . . 73 . . . . . .	. . . . . . . . . . . . . . . . . 136	. . 12,242 . 437 . . . 73 . 136	9,020 . 1,205 . 10,519 151 1,132 5,944 2,407 378	. . 12,242 . 640 . 127 1,163 . 136	9,020 . 13,447 . 11,159 151 1,259 7,107 2,407 514 45,064
Total,	30,756	437	13,662	73	136	12,888	30,756	14,308	45,064

TREASURY DEPARTMENT, Register's Office, December 24, 1792.

JOSEPH NOURSE, Register.

*A Statement of the Tonnage of Vessels entered into the State of South Carolina from Foreign Ports, between the 1st of October, 1790, and the 30th day of September, 1791, together with the Coasting and Fishing Vessels.*

HOW EMPLOYED, OR FROM WHENCE ARRIVED.	TO WHAT NATION BELONGING.								Amount of their National Tonnage from the Dominions of each Power.	Amount of American Tonnage from the Dominions of each Power.	Total of Foreign Tonnage from each Kingdom.	Total Tonnage from each Kingdom, or in the Coasting or Fishing Trade.
	United States.	France.	Great Britain.	Spain.	United Netherlands	Portugal.	Hamburg and Bremen	Sweden.				
	Tons.	Tons.	Tons.	Tons.	Tons.	Tons.	Tons.	Tons.				
Coasting Vessels, . . . . .	10,235	.	.	.	194	.	.	.	.	10,235	194	10,429
Fishing do. . . . .	25	.	.	.	.	.	.	.	.	25	.	25
England, Man, and Berwick, . . . . .	5,227	.	6,641	.	.	.	.	.	.	.	.	.
Guernsey, Jersey, Sark, and Alderney, . . . . .	.	.	83	.	.	.	.	.	.	.	.	.
Scotland, . . . . .	143	.	1,849	.	.	.	.	.	.	.	.	.
Ireland, . . . . .	729	.	732	.	.	.	.	.	.	.	.	.
Gibraltar, . . . . .	.	.	241	.	.	.	.	.	.	.	.	.
British West Indies, . . . . .	182	.	8,929	.	.	56	.	.	.	.	.	.
British American Colonies, . . . . .	.	.	433	.	.	.	.	.	.	.	.	.
France, . . . . .	526	135	.	.	.	.	.	.	.	.	.	.
French West Indies, . . . . .	5,074	204	.	74	.	.	.	.	339	5,600	413	6,013
Spain, . . . . .	775	.	.	.	.	.	389	.	.	.	.	.
Teneriffe and other Canaries, . . . . .	104	.	.	.	.	.	.	.	.	.	.	.
Ivica, Majorca, and Minorca, . . . . .	.	.	187	.	.	.	.	.	.	.	.	.
Honduras, Campeachy, and Musquito, . . . . .	.	.	348	.	.	.	.	.	845	1,068	1,865	2,933
Spanish West Indies, . . . . .	189	.	96	341	.	.	.	.	.	.	.	.
Floridas and Louisiana, . . . . .	.	.	.	504	.	.	.	.	.	.	.	.
Portugal, . . . . .	.	.	202	.	.	.	152	.	.	.	.	.
Madeira, . . . . .	128	.	166	.	.	.	.	.	.	128	520	648
United Netherlands, . . . . .	838	.	.	.	.	.	.	.	.	.	.	.
Dutch West Indies and American Colonies, . . . . .	1,177	.	496	.	.	.	.	.	.	2,015	572	2,587
Danish West Indies, . . . . .	632	.	.	.	.	.	.	.	.	632	.	632
Imperial Ports of the Austrian Netherlands and Germany, . . . . .	921	.	.	.	.	.	.	.	.	921	.	921
Hamburg and Bremen, . . . . .	453	.	304	.	.	.	2,768	.	2,768	453	3,072	3,525
Total,	27,358	339	20,707	919	194	56	3,309	76	22,860	27,358	25,600	52,958

TREASURY DEPARTMENT, Register's Office, December 24, 1792.

JOSEPH NOURSE, Register.

*A Statement of the Tonnage of Vessels entered into the State of Georgia from Foreign Ports, between the 1st of October, 1790, and the 30th day of September, 1791, together with the Coasting and Fishing Vessels.*

HOW EMPLOYED, OR FROM WHENCE ARRIVED.	TO WHAT NATION BELONGING.						Amount of their National Tonnage from the dominions of each Power.	Amount of American Tonnage from the dominions of each Power.	Total of Foreign Tonnage from each Kingdom.	Total Tonnage from each Kingdom, or in the Coasting or Fishing trade
	United States.	France.	Great Britain	Spain.	United Nether-lands.	Hamburg and Bremen.				
	Tons.									
Coasting Vessels, England, Man, and Berwick, Guernsey, Jersey, Sark, and Alderney, Scotland, British West Indies, France, French West Indies, Spain, Honduras, Campeachy, and Musquito, Spanish West Indies, Floridas and Louisiana, United Netherlands, Dutch West Indies and American Colonies, Danish West Indies, Swedish West Indies, Hamburg and Bremen,	1,123 584 - - 322 192 3,360 96 - - 38 - 1,137 883 62 -	- - - - 108 283 - - - - - - - - -	3,075 140 185 11,962 152 40 240 - 290 81 -	- - - - - - - - 103 - - -	- - - - - - - - - 243 -	- - - - - - - - - - 218	- - 15,362 - 391 - 103 - 243 - - 218	1,122 - 906 - 3,552 - 134 - 1,137 883 62 -	- - 15,362 - 543 - 383 - 533 81 218	1,122 - 16,268 - 4,095 - 517 - 1,670 964 62 218
Total,	7,796	391	16,165	103	243	218	16,317	7,796	17,120	24,916

TREASURY DEPARTMENT, Register's Office, December 24, 1792.

JOSEPH NOURSE, Register.

*A Statement of the Tonnage of Vessels entered into the United States from Foreign Ports, between the 1st of October, 1790, and the 30th September, 1791, together with the Coasting and Fishing Vessels.*

HOW EMPLOYED, OR FROM WHENCE ARRIVED.	TO WHAT NATION BELONGING.											Amount of their National Tonnage from the Dominions of each Power.	Amount of American Tonnage from the Dominions of each Power.	Total of Foreign Tonnage from each Kingdom.	Total Tonnage from each Kingdom, or in the Coasting or Fishing Trade.			
	United States.	France.	Great Britain.	Spain.	United Netherlands.	Portugal.	Imperial & Germany.	Hamburg & Bremen.	Denmark.	Sweden.	Russia.							
	Tons.																	
Coasting vessels, - - -	137,420	-	-	-	294	187	-	-	-	-	-	-	-	-	-	-	-	-
Fishing vessels, - - -	33,114	-	-	-	-	-	-	-	-	-	-	-	-	-	-	-	-	-
England, Man, and Berwick, - - -	51,798	-	46,061	-	-	-	-	-	-	-	-	-	-	-	-	-	-	-
Guernsey, Jersey, Sark, and Alderney, - - -	1,247	-	3,297	-	119	-	-	-	-	-	-	-	-	-	-	-	-	-
Scotland, - - -	2,113	-	11,237	-	-	-	-	-	-	-	-	-	-	-	-	-	-	-
Ireland, - - -	10,770	-	8,009	-	-	-	-	-	-	-	-	-	-	-	-	-	-	-
Gibraltar, - - -	601	-	1,337	-	-	-	-	-	-	-	-	-	-	-	-	-	-	-
British East Indies, - - -	722	-	-	-	-	-	-	-	-	-	-	-	-	-	-	-	-	-
British West Indies, - - -	4,366	-	97,857	-	-	56	-	-	-	-	-	-	-	-	-	-	-	-
Newfoundland and Fisheries, - - -	123	-	2,078	-	-	-	-	-	-	-	-	-	-	-	-	-	-	-
British American colonies, - - -	686	-	18,691	-	-	-	-	-	-	-	-	-	-	-	-	-	-	-
France, - - -	11,516	5,299	1,315	-	310	-	-	-	-	-	-	-	-	-	-	-	-	-
St. Pierre, Miquelon, and Fisheries, - - -	1,429	33	-	-	-	-	-	-	-	-	-	-	-	-	-	-	-	-
French West Indies, - - -	110,195	1,744	1,142	218	229	-	-	-	55	-	-	-	-	-	-	-	-	-
Spain, - - -	18,023	140	477	417	-	78	-	389	194	225	-	-	-	-	-	-	-	-
Teneriffe and other Canaries, - - -	2,899	-	-	-	-	-	-	-	-	-	-	-	-	-	-	-	-	-
Ivica, Majorca, and Minorca, - - -	-	-	187	-	-	-	-	-	-	-	-	-	-	-	-	-	-	-
Honduras, Campeachy, and Musquito, - - -	-	-	682	-	-	-	-	-	-	-	-	-	-	-	-	-	-	-
Spanish West Indies, - - -	2,080	-	755	1,359	-	-	-	-	-	-	-	-	-	-	-	-	-	-
Floridas and Louisiana, - - -	655	-	-	2,070	-	-	-	-	-	-	-	-	-	-	-	-	-	-
Other Spanish American Colonies, - - -	67	-	-	-	-	-	-	-	-	-	-	-	-	-	-	-	-	-
Portugal, - - -	11,665	-	1,446	-	285	2,263	-	152	-	-	-	-	-	-	-	-	-	-
Madeira, - - -	5,271	-	1,421	-	-	1,471	-	-	-	-	-	-	-	-	-	-	-	-
Fayal and other Azores, - - -	970	46	100	-	-	795	-	-	-	-	-	-	-	-	-	-	-	-
Cape de Verd Islands, - - -	1,337	-	223	-	-	162	-	-	-	-	-	-	-	-	-	-	-	-
United Netherlands, - - -	10,246	-	1,965	163	1,134	-	-	-	-	-	-	-	-	-	-	-	-	-
Dutch West Indies and American Colonies, - - -	55,589	75	6,484	-	664	67	-	-	63	76	-	-	-	-	-	-	-	-
Cape of Good Hope, - - -	300	-	-	-	-	-	-	-	-	-	-	-	-	-	-	-	-	-
Denmark and Norway, - - -	732	-	-	-	-	-	-	-	158	-	-	-	-	-	-	-	-	-
Danish West Indies, - - -	16,413	-	311	-	187	-	-	-	971	-	-	-	-	-	-	-	-	-
Sweden, - - -	482	-	-	-	-	-	-	-	-	-	-	-	-	-	-	-	-	-
Swedish West Indies, - - -	1,218	-	142	-	131	-	-	-	-	136	-	-	-	-	-	-	-	-
China, - - -	877	-	-	-	-	-	-	-	-	-	-	-	-	-	-	-	-	-
Imp'l Ports of Austrian Netherl'ds & Germany, - - -	2,520	-	258	-	-	-	-	-	-	-	-	-	-	-	-	-	-	-
Hamburg and Bremen, - - -	2,103	-	304	-	354	-	463	2,986	-	-	-	-	-	-	-	-	-	-
Russia, - - -	2,592	-	126	-	-	-	-	-	-	-	320	-	-	-	-	-	-	-
Italian Ports, - - -	-	-	112	-	-	-	-	-	-	-	-	-	-	-	-	-	-	-
Africa, generally, - - -	232	-	-	-	-	-	-	-	-	-	-	-	-	-	-	-	-	-
West Indies, generally, - - -	2,190	-	-	-	-	-	-	-	-	-	-	-	-	-	-	-	-	-
East Indies, generally, - - -	124	-	-	-	-	-	-	-	-	-	-	-	-	-	-	-	-	-
Uncertain, - - -	215	-	-	-	-	-	-	-	-	-	-	-	-	-	-	-	-	-
<b>Total,</b> - - -	<b>504,900</b>	<b>7,337</b>	<b>206,017</b>	<b>4,227</b>	<b>3,707</b>	<b>5,079</b>	<b>463</b>	<b>3,527</b>	<b>1,441</b>	<b>437</b>	<b>320</b>	<b>210,549</b>	<b>504,900</b>	<b>232,555</b>	<b>737,455</b>			

TREASURY DEPARTMENT, Register's Office, December 24, 1792.

JOSEPH NOURSE, Register.

TREASURY DEPARTMENT, *February 28th, 1793.*

SIR:

I have the honor to transmit to you a return of the Exports of the United States, for one year, ending on the 30th day of September, 1792, exhibiting the quantity of the various articles thereof exported to the home dominions and to the colonial dominions of all the foreign nations with whom the United States have commercial intercourse.

I have the honor to be, with perfect respect, sir, your most obedient and most humble servant,

ALEXANDER HAMILTON, *Secretary of the Treasury.*

The VICE PRESIDENT of the United States,  
and PRESIDENT of the Senate.

*A General Statement of Goods, Wares, and Merchandise, Exported from the United States from the 1st October, 1791, to 30th September, 1792.*

WHITHER EXPORTED.	ASHES.		Apples	Bran.	Bricks.	Boats.	Boots	Beer, Cider, and Porter.	
	Pot.	Pearl.							
	Tons.		Bar'ls.	Bsh'ls.	Number.		Pairs.	Gallons.	Doz's.
Sweden, - - - - -	-	-	-	-	-	-	-	-	-
Swedish West Indies, - - - - -	-	-	-	-	-	-	-	-	-
Total, - - - - -	-	-	-	-	-	-	-	-	-
Denmark and Norway, - - - - -	-	-	-	-	-	-	-	-	-
Danish West Indies, - - - - -	-	-	183	-	-	-	-	1,380	-
Total, - - - - -	-	-	183	-	-	-	-	1,380	-
United Netherlands, - - - - -	418 12 0	291 11 0	-	-	-	-	-	-	6
Dutch West Indies and American colonies, - - - - -	-	-	481	-	147,300	37	51	1,200	136
Cape of Good Hope, - - - - -	-	-	-	-	-	2	-	-	-
Total, - - - - -	418 12 0	291 11 0	481	-	147,300	39	51	1,200	142
England, Man, and Berwick, - - - - -	2,311 16 0	2,393 8 0	239	-	-	-	-	30	-
Scotland, - - - - -	495 10 2	190 10 0	196	-	-	-	-	-	-
Ireland, - - - - -	822 14 0	365 2 0	1,061	-	-	-	-	47,200	-
Gibraltar, - - - - -	-	-	-	-	-	-	-	-	-
Newfoundland and the British fisheries, - - - - -	-	-	62	-	1,000	-	-	390	-
British West Indies, - - - - -	-	-	511	-	31,600	-	-	508	-
British American colonies, - - - - -	-	-	1,772	26	14,900	1	107	4,200	-
British East Indies, - - - - -	-	-	-	-	-	-	-	3,330	-
Total, - - - - -	3,630 0 2	2,949 0 0	3,841	26	47,500	1	107	55,658	-
Imperial Ports of the Austrian Netherlands and Germany, - - - - -	-	-	-	-	-	-	-	-	-
Hamburg, Bremen, and other Hanse Towns, - - - - -	3 1 0	-	-	-	-	-	-	-	-
France, - - - - -	290 6 0	108 11 2	-	-	-	8	60	2,820	30
St. Pierre, Miquelon, and French fisheries, - - - - -	-	-	39	-	-	-	289	17,258	493
French West Indies, - - - - -	9 14 0	0 9 0	1,426	82	507,600	30	-	-	-
Total, - - - - -	300 0 0	109 0 2	1,465	82	507,600	28	349	20,078	523
Spain, - - - - -	2 8 0	0 8 0	-	-	-	-	-	300	-
Teneriffe and the other Canaries, - - - - -	-	-	-	-	-	-	-	600	-
Spanish West Indies, - - - - -	-	-	153	-	16,500	-	-	60	218
Floridas and Louisiana, - - - - -	-	-	444	-	2,000	-	-	-	-
Total, - - - - -	2 8 0	0 8 0	597	-	18,500	-	-	960	218
Portugal, - - - - -	8 0 0	-	14	-	-	-	-	180	-
Madeira, - - - - -	-	-	1	-	-	-	-	180	-
Fayal and the other Azores, - - - - -	-	-	-	-	-	-	-	-	-
Cape de Verd Islands, - - - - -	-	-	-	-	-	-	-	-	-
Total, - - - - -	8 0 0	-	15	-	-	-	-	360	-
Italian Ports, - - - - -	111 12 0	-	-	-	-	-	-	900	-
East Indies, generally, - - - - -	-	-	-	-	-	-	-	12,370	180
West Indies, generally, - - - - -	-	-	-	-	21,000	-	-	-	-
Africa, generally, - - - - -	-	-	-	-	2,000	20	6	480	-
Northwest Coast of America, - - - - -	-	-	-	-	-	-	-	-	-
South Sea, - - - - -	-	-	-	-	-	-	-	-	-
Grand Total, - - - - -	4,473 13 2	3,349 19 2	6,582	108	743,900	88	513	93,386	1,063

## STATEMENT OF EXPORTS—Continued.

WHITHER EXPORTED.	Brim- stone.	Blacking, or Lamp- black.	Smiths' Bellows.	Cotton.	Chalk.	CANDLES.		
						Wax.	Myrtle.	Tallow.
						Pounds.	Number.	Pounds.
Sweden, - - - - -								
Swedish West Indies, - - - - -								
Total, - - - - -								
Denmark and Norway, - - - - -					1	-	-	359
Danish West Indies, - - - - -								
Total, - - - - -					1	-	-	359
United Netherlands, - - - - -				1,080				
Dutch West Indies and American colonies, - - - - -	500		1			17		1,430
Cape of Good Hope, - - - - -								2
Total, - - - - -	500		1	1,080		17		1,432
England, Man, and Berwick, - - - - -				100,433				20
Scotland, - - - - -				400				
Ireland, - - - - -				11,000				
Gibraltar, - - - - -								
Newfoundland and the British fisheries, - - - - -								
British West Indies, - - - - -		3,600						91
British American colonies, - - - - -	1,025	32		330				260
British East Indies, - - - - -	7,500				10	14		
Total, - - - - -	8,525	3,632		112,163	10	14		371
Imperial Ports of the Austrian Netherlands and Germany, - - - - -								
Hamburg, Bremen, and other Hanse Towns, - - - - -								7
France, - - - - -				9,085		22	1	24
St. Pierre, Miquelon, and French fisheries, - - - - -		60						20
French West Indies, - - - - -					1½	1	40	1,031
Total, - - - - -		60		9,085	1½	23	41	1,075
Spain, - - - - -		30					5	119
Teneriffe and the other Canaries, - - - - -								39
Spanish West Indies, - - - - -								113
Floridas and Louisiana, - - - - -								102
Total, - - - - -		30					5	373
Portugal, - - - - -		120		16,000				
Madeira, - - - - -						24	5	115
Fayal and the other Azores, - - - - -								40
Cape de Verd Islands, - - - - -								10
Total, - - - - -		120		16,000		24	5	165
Italian Ports, - - - - -								
East Indies, generally, - - - - -					5	90	107	129
West Indies, generally, - - - - -								21
Africa, generally, - - - - -						31		65
Northwest Coast of America, - - - - -								
South Sea, - - - - -								
Grand Total, - - - - -	9,025	3,842	1	138,328	17½	199	158	3,997



## STATEMENT OF EXPORTS—Continued.

WHITHER EXPORTED.	Cordage.	Coals.	Cran- berries.	Corks.	Cards, Wool and Cotton.	Cards, Playing.	Coffee.	Cocoa.
	112 pounds.	Bushels.	Bushels.	Groce.	Pairs.	Packs.	Pounds.	Pounds.
Sweden, - - -	-	-	-	-	-	-	18,343	
Swedish West Indies, - - -	-	-	-	-	-	-		
Total, - - -	-	-	-	-	-	-	18,343	
Denmark and Norway, - - -	-	-	-	-	-	-	41,236	
Danish West Indies, - - -	-	-	-	-	-	-		
Total, - - -	-	-	-	-	-	-	41,236	
United Netherlands, - - -	-	-	-	-	-	-	1,298,629	
Dutch West Indies and American colonies, - - -	428 2 3	324	-	-	-	-		
Cape of Good Hope, - - -	180 0 0	-	-	-	-	-		
Total, - - -	608 2 3	324	-	-	-	-	1,298,629	
England, Man, and Berwick, - - -	-	-	174	-	-	-	1,000	
Scotland, - - -	-	-	-	-	-	-	6,001	
Ireland, - - -	-	-	-	-	-	-		
Gibraltar, - - -	-	-	-	-	-	-		
Newfoundland and the British fisheries, - - -	-	-	-	-	-	-		
British West Indies, - - -	51 0 0	2,027	-	12	-	1,000	600	
British American colonies, - - -	274 0 0	-	4	-	72	-		
British East Indies, - - -	200 0 0	720	-	-	-	-		
Total, - - -	525 0 0	2,747	178	12	72	1,000	7,601	
Imperial Ports of the Austrian Netherlands and Germany, - - -	-	-	-	-	-	-	5,907	
Hamburg, Bremen, and other Hanse Towns, - - -	-	-	-	-	-	-	597,699	
France, - - -	-	-	-	-	-	-	129,471	6,000
St. Pierre, Miquelon, and French Fisheries, - - -	2 0 0	-	-	-	-	-		
French West Indies, - - -	73 3 8	5,720	-	-	-	-	9,000	
Total, - - -	75 3 8	5,720	-	-	-	-	138,471	6,000
Spain, - - -	-	-	-	-	-	-	10,103	
Teneriffe and other Canaries, - - -	-	-	-	-	-	-		
Spanish West Indies, - - -	114 0 0	-	-	-	-	-		
Floridas and Louisiana, - - -	-	-	-	-	-	-		
Total, - - -	114 0 0	-	-	-	-	-	10,103	
Portugal, - - -	30 0 0	-	7	-	-	-	6,987	
Madeira, - - -	43 0 0	-	-	-	-	-		
Fayal and the other Azores, - - -	-	-	-	-	-	-		
Cape de Verd Islands, - - -	40 0 0	-	-	-	-	-		
Total, - - -	113 0 0	-	7	-	-	-	6,987	
Italian Ports, - - -	-	-	-	-	-	-	10,017	
East Indies, generally, - - -	2,885 0 20	4,232	-	-	-	-		
West Indies, generally, - - -	52 0 0	-	-	-	-	-		
Africa, generally, - - -	144 0 0	-	-	-	-	-	1,749	
Northwest Coast of America, - - -	-	-	-	-	-	-		
South Sea, - - -	-	-	-	-	-	-		
Grand Total, - - -	4,517 2 3	13,023	185	12	72	1,000	2,136,742	6,000

## STATEMENT OF EXPORTS—Continued.

WHITHER EXPORTED.	CARRIAGES.			Canes & Sticks.	COPPER.			Duck.
	Coaches, Chaises, Chairs, &c.	Wagons.	Carts & Drays.		Ore.	Manufact'd.	Sheet.	
	Number.				Pounds.			
Sweden, - - - - -								
Swedish West Indies, - - - - -								
Total, - - - - -								
Denmark and Norway, - - - - -								
Danish West Indies, - - - - -	4							
Total, - - - - -	4							
United Netherlands, - - - - -								
Dutch West Indies and American colonies, - - - - -	2	1	1	228	-	2,500	-	10
Cape of Good Hope, - - - - -								
Total, - - - - -	2	1	1	228	-	2,500	-	10
England, Man, and Berwick, - - - - -					28			
Scotland, - - - - -								
Ireland, - - - - -								
Gibraltar, - - - - -								
Newfoundland and the British fisheries, - - - - -								
British West Indies, - - - - -	1	-	2					
British American colonies, - - - - -						600		36
British East Indies, - - - - -						400		40
Total, - - - - -	1	-	2		28	1,000		76
Imperial Ports of the Austrian Netherlands and Germany, - - - - -								
Hamburg, Bremen, and other Hanse Towns, - - - - -								
France, - - - - -								
St. Pierre, Miquelon, and French fisheries, - - - - -								5
French West Indies, - - - - -	15	1	23					80
Total, - - - - -	15	1	23					85
Spain, - - - - -								
Teneriffe and the other Canaries, - - - - -								
Spanish West Indies, - - - - -	1	1	18					
Floridas and Louisiana, - - - - -								
Total, - - - - -	1	1	18					
Portugal, - - - - -								
Madeira, - - - - -								20
Fayal and other Azores, - - - - -								56
Cape de Verd Islands, - - - - -	2							
Total, - - - - -	2							76
Italian Ports, - - - - -								
East Indies, generally, - - - - -								1,137
West Indies, generally, - - - - -								190
Africa, generally, - - - - -								18
Northwest Coast of America, - - - - -							3,000	
South Sea, - - - - -								
Grand Total, - - - - -	25	3	44	228	28	3,500	3,000	1,592

## STATEMENT OF EXPORTS—Continued.

WHITHER EXPORTED.	DRUGS AND MEDICINE.						Earthen-ware.	Flax-seed.
	Glauber Salts.	Sarsaparilla.	Snakeroot.	Pinkroot.	Sassafras.	Drugs unknown		
	Pounds.				Tons.	Pack <sup>g</sup> s.		
Sweden, — — — —								
Swedish West Indies, — — — —								
Total, — — — —								
Denmark and Norway, — — — —						1		
Danish West Indies, — — — —								
Total, — — — —						1		
United Netherlands, — — — —		500	4,500		4	10		
Dutch West Indies and American colonies, — — — —							7	
Cape of Good Hope, — — — —								
Total, — — — —		500	4,500		4	10	7	
England, Man, and Berwick, — — — —		94	2,345	5,000	15 2-5			2,417
Scotland, — — — —								12
Ireland, — — — —		20	3,126		6 1-2			49,634
Gibraltar, — — — —								
Newfoundland and the British fisheries, — — — —								
British West Indies, — — — —							3	
British American colonies, — — — —							10	
British East Indies, — — — —								
Total, — — — —		114	5,471	5,000	21 9-10		13	52,063
Imperial Ports of the Austrian Netherlands and Germany, — — — —								
Hamburg, Bremen, and other Hanse Towns, — — — —			2,516			45		308
France, — — — —				1,000				7
St. Pierre, Miquelon, and French fisheries, — — — —							12	
French West Indies, — — — —	160		300				7	3
Total, — — — —	160		300	1,000			19	10
Spain, — — — —			300		3			
Teneriffe and other Canaries, — — — —								
Spanish West Indies, — — — —								
Floridas and Louisiana, — — — —							33	
Total, — — — —			300		3		33	
Portugal, — — — —								
Madeira, — — — —							1	
Fayal and other Azores, — — — —								
Cape de Verd Islands, — — — —							5	
Total, — — — —							6	
Italian Ports, — — — —		480						
East Indies, generally, — — — —					1-10	20	34	
West Indies, generally, — — — —								
Africa, generally, — — — —								
Northwest Coast of America, — — — —								
South Sea, — — — —								
Grand Total, — — — —	160	1,094	13,087	6,000	29	76	112	52,381

## STATEMENT OF EXPORTS—Continued.

WHITHER EXPORTED.	Flax.	Feathers.	FIRE.		FURNITURE, HOUSE.					
			Engines.	Buckets.	Bedsteads.	Tables.	Desks.	Bureaus.	Clocks.	
			Pounds.		Number.					
Sweden, - - - - -	-	-	-	-	-	-	-	-	-	-
Swedish West Indies, - - - - -	-	-	-	-	-	-	-	-	-	-
Total, - - - - -	-	-	-	-	-	-	-	-	-	-
Denmark and Norway, - - - - -	-	-	-	-	11	4	-	-	-	-
Danish West Indies, - - - - -	-	-	-	-	11	4	-	-	-	-
Total, - - - - -	-	-	-	-	11	4	-	-	-	-
United Netherlands, - - - - -	-	-	-	-	-	-	-	-	-	-
Dutch West Indies and American colonies, - - - - -	-	-	-	233	-	10	4	1	-	-
Cape of Good Hope, - - - - -	-	-	-	-	-	-	-	-	-	-
Total, - - - - -	-	-	-	233	-	10	4	1	-	-
England, Man, and Berwick, - - - - -	-	150	-	-	-	-	-	-	-	-
Scotland, - - - - -	-	-	-	-	-	-	-	-	-	-
Ireland, - - - - -	-	-	-	-	-	-	-	-	-	-
Gibraltar, - - - - -	-	-	-	-	-	-	-	-	-	-
Newfoundland, and the British fisheries, - - - - -	-	-	-	-	-	-	-	-	-	-
British West Indies, - - - - -	-	-	-	-	-	-	-	-	-	-
British American colonies, - - - - -	400	-	-	-	-	-	2	-	-	2
British East Indies, - - - - -	-	-	-	-	-	-	-	-	-	-
Total, - - - - -	400	150	-	-	-	-	2	-	-	2
Imperial Ports of the Austrian Netherlands and Germany, - - - - -	-	-	-	-	-	-	-	-	-	-
Hamburg, Bremen, and other Hanse Towns, - - - - -	-	-	-	-	-	-	-	-	-	-
France, - - - - -	-	-	-	-	-	-	-	-	-	-
St. Pierre, Miquelon, and French fisheries, - - - - -	-	-	-	-	-	71	48	1	-	2
French West Indies, - - - - -	-	-	-	-	-	-	-	-	-	-
Total, - - - - -	-	-	-	-	-	71	48	1	-	2
Spain, - - - - -	-	-	-	-	-	-	-	-	-	-
Teneriffe and other Canaries, - - - - -	-	-	-	-	-	-	-	-	-	-
Spanish West Indies, - - - - -	-	-	1	-	2	-	-	-	-	-
Floridas and Louisiana, - - - - -	-	-	-	-	-	-	-	-	-	-
Total, - - - - -	-	-	1	-	2	-	-	-	-	-
Portugal, - - - - -	-	-	-	-	-	-	-	-	-	-
Madeira, - - - - -	-	-	-	-	-	-	-	-	-	1
Fayal and the other Azores, - - - - -	10,000	-	-	-	-	-	-	-	-	-
Cape de Verd Islands, - - - - -	-	-	-	-	-	-	-	-	-	-
Total, - - - - -	10,000	-	-	-	-	-	-	-	-	1
Italian Ports, - - - - -	-	-	-	-	-	-	-	-	-	-
East Indies, generally, - - - - -	-	-	-	-	-	2	-	-	-	-
West Indies, generally, - - - - -	-	-	-	-	-	-	-	-	-	-
Africa, generally, - - - - -	-	-	-	-	-	-	2	-	-	-
Northwest Coast of America, - - - - -	-	-	-	-	-	-	-	-	-	-
South Sea, - - - - -	-	-	-	-	-	-	-	-	-	-
Grand Total, - - - - -	10,400	150	1	233	13	87	56	2	-	5

## STATEMENT OF EXPORTS—Continued.

WHITHER EXPORTED.	FURNITURE, HOUSE.						FISHERIES.	
	Sofas.	Settees.	Mahog'y Chairs.	Windsor Chairs.	Rush Chairs.	Chests, Seamens.	Fish, dried.	Fish, Pickled.
	Number.						Quintals.	Barrels.
Sweden, - - - - -	-	-	-	-	-	-	125	74
Swedish West Indies, - - - - -	-	-	-	-	-	-	125	74
Total, - - - - -	-	-	-	-	-	-	125	74
Denmark and Norway, - - - - -	-	-	-	36	-	-	1,338	931
Danish West Indies, - - - - -	-	-	-	36	-	-	1,338	931
Total, - - - - -	-	-	-	36	-	-	1,338	931
United Netherlands, - - - - -	-	-	-	-	-	-	1	
Dutch West Indies and American colonies, - - - - -	-	10	-	692	-	-	33,863	6,830
Cape of Good Hope, - - - - -	-	-	-	-	-	-	1,444	226
Total, - - - - -	-	10	-	692	-	-	35,308	7,056
England, Man, and Berwick, - - - - -	-	-	-	-	-	-	-	-
Scotland, - - - - -	-	-	-	-	-	-	-	-
Ireland, - - - - -	-	-	-	-	-	-	-	-
Gibraltar, - - - - -	-	-	-	-	-	-	-	-
Newfoundland and the British fisheries, - - - - -	-	-	-	13	-	-	-	-
British West Indies, - - - - -	-	-	-	127	-	-	795	1,914
British American colonies, - - - - -	-	-	-	42	-	-	392	103
British East Indies, - - - - -	-	-	-	-	-	-	-	-
Total, - - - - -	-	-	-	182	-	-	1,187	2,017
Imperial Ports of the Austrian Netherlands and Germany, - - - - -	-	-	-	-	-	-	-	-
Hamburg, Bremen, and other Hanse Towns, - - - - -	-	-	-	-	-	-	-	-
France, - - - - -	-	-	-	-	-	-	73	148
St. Pierre, Miquelon, and French fisheries, - - - - -	-	-	-	-	-	-	-	67
French West Indies, - - - - -	1	20	24	1,977	60	-	180,617	34,355
Total, - - - - -	1	20	24	1,977	60	-	180,690	34,570
Spain, - - - - -	-	-	-	-	-	-	53,859	180
Teneriffe, and other Canaries, - - - - -	-	-	-	84	-	-	8	
Spanish West Indies, - - - - -	2	-	-	48	-	-	621	639
Floridas and Louisiana, - - - - -	-	-	-	6	-	-	110	258
Total, - - - - -	2	-	-	138	-	-	54,598	1,077
Portugal, - - - - -	-	-	-	-	-	-	20,719	
Madeira, - - - - -	-	-	-	-	-	-	4,793	163
Fayal and the other Azores, - - - - -	-	-	-	-	-	-	647	80
Cape de Verd Islands, - - - - -	-	-	-	-	-	-	32	34
Total, - - - - -	-	-	-	-	-	-	26,191	277
Italian Ports, - - - - -	-	-	-	-	-	-	-	-
East Indies, generally, - - - - -	-	-	-	-	-	-	1,849	225
West Indies, generally, - - - - -	-	-	-	-	-	-	63,526	2,032
Africa, generally, - - - - -	-	-	-	36	-	269	86	18
Northwest coast of America, - - - - -	-	-	-	-	-	-	-	-
South Sea, - - - - -	-	-	-	-	-	-	-	-
Grand Total, - - - - -	3	30	24	3,061	60	269	364,898	48,277

## STATEMENT OF EXPORTS—Continued.

WHITHER EXPORTED.	FISHERIES.				GRAIN AND PULSE.			
	Oil, Whale.	Oil, Spermaceti.	Spermaceti Candles.	Wale-bone.	Wheat.	Rye.	Indian Corn.	Buck-wheat.
	Gallons.	Boxes.	Pounds.	Bushels.				
Sweden, - - - - -	-	-	-	-	-	-	1,634	-
Swedish West Indies, - - - - -	-	-	-	-	-	-	-	-
Total, - - - - -	-	-	-	-	-	-	1,634	-
Denmark and Norway, - - - - -	3,200	-	-	-	-	-	-	-
Danish West Indies, - - - - -	855	25	170	-	-	-	8,598	763
Total, - - - - -	4,055	25	170	-	-	-	8,598	763
United Netherlands, - - - - -	20,337	-	14	45,247	-	450	1,949	-
Dutch West Indies and American colonies, - - - - -	12,932	252	666	-	-	-	74,177	83
Cape of Good Hope, - - - - -	1,520	-	68	-	-	-	-	-
Total, - - - - -	34,789	252	748	45,247	-	450	76,126	83
England, Man, and Berwick, - - - - -	17,118	-	-	9,400	37,643	-	29,723	-
Scotland, - - - - -	-	-	-	-	-	10	-	14
Ireland, - - - - -	64,278	2,077	2	8,210	141,702	-	29,165	-
Gibraltar, - - - - -	-	-	-	-	-	-	-	-
Newfoundland and the British fisheries, - - - - -	-	-	-	-	-	-	443	-
British West Indies, - - - - -	-	-	84	-	2,330	-	604,871	210
British American colonies, - - - - -	40	-	-	-	2,943	2,092	50,984	53
British East Indies, - - - - -	-	-	-	-	-	-	-	-
Total, - - - - -	81,436	2,077	86	17,610	184,618	2,102	715,186	277
Imperial Ports of the Austrian Netherlands and Germany, - - - - -	-	-	-	-	-	-	-	-
Hamburg, Bremen, and other Hanse Towns. - - - - -	15,650	-	1	16,461	40	-	-	-
France, - - - - -	113,356	56,825	24	74,232	11,269	-	63,370	-
St. Pierre, Miquelon, and French fisheries, - - - - -	-	-	-	-	-	-	128	-
French West Indies, - - - - -	94,603	3,440	1,131	-	-	50	217,203	838
Total, - - - - -	207,958	60,265	1,155	74,232	11,269	50	280,701	838
Spain, - - - - -	34,288	-	142	185	257,148	300	381,555	-
Teneriffe and the other Canaries, - - - - -	-	-	-	-	-	-	1,180	-
Spanish West Indies, - - - - -	30	260	33	-	7	-	6,816	-
Floridas and Louisiana, - - - - -	40	-	30	-	-	-	1,026	-
Total, - - - - -	34,358	260	205	185	257,155	300	390,577	-
Portugal, - - - - -	29,736	-	10	-	391,683	9,783	390,034	-
Madeira, - - - - -	1,650	-	23	-	4,111	-	50,253	-
Fayal and the other Azores, - - - - -	2,866	-	17	-	4,914	-	23,240	-
Cape de Verd Islands, - - - - -	-	-	20	-	-	-	3,474	-
Total, - - - - -	34,252	-	70	-	400,708	9,783	467,001	-
Italian Ports, - - - - -	-	-	-	672	-	-	-	-
East Indies, generally, - - - - -	5,845	504	1,365	-	-	-	4,833	-
West Indies, generally, - - - - -	18,080	-	64	-	-	42	15,457	-
Africa, generally, - - - - -	-	-	74	-	-	-	4,860	-
Northwest Coast of America, - - - - -	-	-	-	-	-	-	-	-
South Sea, - - - - -	-	-	-	-	-	-	-	-
Grand Total, - - - - -	436,423	63,383	3,938	154,407	853,790	12,727	1,964,973	1,961

## STATEMENT OF EXPORTS—Continued.

WHITHER EXPORTED.	GRAIN AND PULSE.		GROCERIES.					
	Oats.	Peas and Beans.	Brown Sugar.	Loaf Sugar.	Other Sugars.	Chocolate.	Pepper.	Pimento.
	Bushels.		Pounds.					
Sweden, - - - - -	-	50	-	-	-	-	-	-
Swedish West Indies, - - - - -	-	-	-	-	-	-	-	-
Total, - - - - -	-	50	-	-	-	-	-	-
Denmark and Norway, - - - - -	-	-	3,000	-	-	-	-	-
Danish West Indies, - - - - -	3,615	2,221	-	6,200	-	200	-	-
Total, - - - - -	3,615	2,221	3,000	6,200	-	200	-	-
United Netherlands, - - - - -	-	-	242,740	-	54,000	-	-	291,193
Dutch West Indies and American colonies, - - - - -	12,759	14,845	-	1,500	-	-	-	-
Cape of Good Hope, - - - - -	-	114	-	-	-	-	-	-
Total, - - - - -	12,759	14,959	242,740	1,500	54,000	-	-	291,193
England, Man, and Berwick, - - - - -	-	5,325	-	-	-	-	-	900
Scotland, - - - - -	-	1,512	-	-	-	-	-	-
Ireland, - - - - -	-	-	12,000	-	-	-	-	-
Gibraltar, - - - - -	30	131	-	-	-	-	-	-
Newfoundland and the British fisheries, - - - - -	13,457	76,738	6,000	901	-	40	-	-
British West Indies, - - - - -	150	434	7,200	-	-	2,450	-	-
British American colonies, - - - - -	-	-	-	-	-	-	-	-
British East Indies, - - - - -	-	-	-	-	-	-	-	-
Total, - - - - -	13,637	84,190	25,200	901	-	2,490	-	900
Imperial Ports of the Austrian Netherlands and Germany, - - - - -	-	-	56,497	-	-	360	-	-
Hamburg, Bremen, and other Hanse Towns, - - - - -	-	3	396,852	-	-	-	2,600	18,142
France, - - - - -	-	1,158	53,893	323	-	-	-	400
St. Pierre, Miquelon, and French fisheries, - - - - -	-	85	-	-	-	-	-	-
French West Indies, - - - - -	87,858	52,498	6,920	9,940	-	900	1,800	-
Total, - - - - -	87,858	53,741	60,813	10,263	-	900	1,800	400
Spain, - - - - -	-	18,984	-	1,080	-	480	-	-
Teneriffe and other Canaries, - - - - -	-	30	-	-	-	-	-	-
Spanish West Indies, - - - - -	845	3,372	-	-	-	-	640	-
Floridas and Louisiana, - - - - -	-	5	-	-	-	-	-	-
Total, - - - - -	845	22,391	-	1,080	-	480	640	-
Portugal, - - - - -	1,019	10,272	-	-	-	-	-	-
Madeira, - - - - -	-	1,262	-	896	-	-	-	-
Fayal and the other Azores, - - - - -	-	770	-	-	-	-	-	-
Cape de Verd Islands, - - - - -	-	86	1,200	-	-	-	-	-
Total, - - - - -	1,019	12,390	1,200	896	-	-	-	-
Italian Ports, - - - - -	-	644	334,654	1,000	-	-	-	-
East Indies, generally, - - - - -	-	-	-	-	-	1,582	-	-
West Indies, generally, - - - - -	-	1,282	-	-	-	-	-	-
Africa, generally, - - - - -	-	200	1,200	-	-	680	-	-
Northwest Coast of America, - - - - -	-	-	-	-	-	-	-	-
South Seas, - - - - -	-	-	-	-	-	-	-	-
Grand Total, - - - - -	119,733	192,071	1,122,156	21,760	54,000	6,692	5,040	310,635

## STATEMENT OF EXPORTS—Continued.

WHITHER EXPORTED.	GROCERIES.		Ginseng.	Glass Ware.	Glass for Windows.	Grind-stones.	Grave-stones.	Hides, raw.
	Ginger.	Raisins.						
	Pounds.			Crates.	Boxes.	Number.		
Sweden, - - - - -								
Swedish West Indies, - - - - -								
Total, - - - - -								
Denmark and Norway, - - - - -								
Danish West Indies, - - - - -								
Total, - - - - -								
United Netherlands, - - - - -	18,420							
Dutch West Indies and American colonies, - - - - -						26		
Cape of Good Hope, - - - - -								
Total, - - - - -	18,420					26		
England, Man, and Berwick, - - - - -			19,217					
Scotland, - - - - -								
Ireland, - - - - -			678					
Gibraltar, - - - - -								
Newfoundland and the British fisheries, - - - - -								
British West Indies, - - - - -				6				
British American colonies, - - - - -		120					19	
British East Indies, - - - - -		2,350				89		
Total, - - - - -		2,970	19,895	6		89	19	
Imperial Ports of the Austrian Netherlands and Germany, - - - - -								
Hamburg, Bremen, and other Hanse Towns, - - - - -								900
France, - - - - -								
St. Pierre, Miquelon, and French fisheries, - - - - -								702
French West Indies, - - - - -		3,800						
Total, - - - - -		3,800						702
Spain, - - - - -								
Teneriffe and other Canaries, - - - - -								
Spanish West Indies, - - - - -						24		
Floridas and Louisiana, - - - - -					4	60		
Total, - - - - -					4	84		
Portugal, - - - - -			1,200					
Madeira, - - - - -								
Fayal and the other Azores, - - - - -								
Cape de Verd Islands, - - - - -								
Total, - - - - -			1,200					
Italian Ports, - - - - -								
East Indies, generally, - - - - -			21,215	2		60		
West Indies, generally, - - - - -		3,000						
Africa, generally, - - - - -								
Northwest Coast of America, - - - - -								
South Sea, - - - - -								
Grand Total, - - - - -	18,240	8,770	42,310	8	4	259	19	1,602



## STATEMENT OF EXPORTS—Continued.

WHITHER EXPORTED.	Horns and Tips.	Hats.	Honey.	Hemp.	Hops.	Hay.	IRON, WROUGHT.		
	Nnber.	Gallons.	Pounds.	Tons.	Nails.	Axes.	Saws.		
					Casks.	Number.			
Sweden, - - -									
Swedish West Indies, - - -									
Total, - - -									
Denmark, and Norway, - - -									
Danish West Indies, - - -	-	50	-	-	-	16½	1		
Total, - - -	-	50	-	-	-	16½	1		
United Netherlands, - - -	-	-	-	-	250				
Dutch West Indies and American colonies, - - -	-	30	540	-	-	258 $\frac{1}{10}$	1	567	
Cape of Good Hope, - - -	-	216							
Total, - - -	-	246	540	-	250	258 $\frac{1}{10}$	1	567	
England, Man, and Berwick, - - -	156,489	4	205	2,000					
Scotland, - - -									
Ireland, - - -	24,875	-	580						
Gibraltar, - - -									
Newfoundland and the British fisheries, - - -	-	-	-	-	-	1			
British West Indies, - - -	-	144	-	-	-	306	3	20	
British American colonies, - - -	-	-	25	-	-	25 $\frac{8}{10}$	1	18	
British East Indies, - - -	-	-	-	-	-	-	24		
Total, - - -	181,364	148	810	2,000	-	332 $\frac{8}{10}$	28	38	
Imperial Ports of the Austrian Netherlands and Germany, - - -									
Hamburg, Bremen, and other Hanse Towns, - - -									
France, - - -			40						
St. Pierre, Miquelon, and the French fisheries, French West Indies, - - -	700	2,682	-	-	2,000	1,940 $\frac{3}{4}$	19		
Total, - - -	700	2,682	40	-	2,000	1,940 $\frac{3}{4}$	19		
Spain, - - -						20			
Teneriffe and the other Canaries, - - -									
Spanish West Indies, - - -		2				2			
Floridas and Louisiana, - - -							49	53	36
Total, - - -		2				22	49	53	36
Portugal, - - -						17			
Madeira, - - -									
Fayal and the other Azores, - - -							25		
Cape de Verd Islands, - - -									
Total, - - -						17	25		
Italian Ports, - - -									
East Indies, generally, - - -		270				5	135		
West Indies, generally, - - -									
Africa, generally, - - -		42							
Northwest Coast of America, - - -									
South Sea, - - -									
Grand Total, - - -	182,064	3,440	1,390	2,000	2,250	2,591 $\frac{18}{10}$	258	658	36

## STATEMENT OF EXPORTS—Continued.

WHITHER EXPORTED.	IRON, WROUGHT.					IRON CASTINGS.				
	Muskets.	Spades and Shovels.	Scythes.	Anchors.	Grappals.	Cambouses.	Anvils.	Pois, Ket- tles, &c.	Cannons.	Shot.
	Number.					Number.				
Sweden, - - - - -										
Swedish West Indies, - - - - -										
Total, - - - - -										
Denmark and Norway, - - - - -										
Danish West Indies, - - - - -										
Total, - - - - -										
United Netherlands, - - - - -										
Dutch West Indies and American Colonies, - - - - -		60		1	30			47		
Cape of Good Hope, - - - - -										
Total, - - - - -		60		1	30			47		
England, Man, and Berwick, - - - - -										
Scotland, - - - - -										
Ireland, - - - - -										
Gibraltar, - - - - -										
Newfoundland and the British fisheries, - - - - -										
British West Indies, - - - - -		6		1						
British American Colonies, - - - - -			139	2				1,200		
British East Indies, - - - - -				4					10	
Total, - - - - -		6	139	7				1,200	10	
Imperial Ports of the Austrian Netherlands and Germany, - - - - -										
Hamburg, Bremen, and other Hanse Towns, - - - - -										
France, - - - - -										
St. Pierre, Miquelon, and French fisheries, - - - - -								150		
French West Indies, - - - - -		12		4				750	14	
Total, - - - - -		12		4				900	14	
Spain, - - - - -										
Teneriffe and the other Canaries, - - - - -										
Spanish West Indies, - - - - -						2		70		
Floridas and Louisiana, - - - - -										
Total, - - - - -						2		70		
Portugal, - - - - -										
Madeira, - - - - -		306								
Fayal and the other Azores, - - - - -										
Cape de Verd Islands, - - - - -										
Total, - - - - -		306								
Italian Ports, - - - - -										
East Indies, generally, - - - - -				59			12		59	1,240
West Indies, generally, - - - - -										
Africa, generally, - - - - -	42							185		
Northwest Coast of America, - - - - -										
South Sea, - - - - -										
Grand Total, - - - - -	42	384	139	71	30	2	12	2,402	83	1,240

## STATEMENT OF EXPORTS—Continued.

WHITHER EXPORTED.	IRON.			Indigo.	Ivory.	LEAD.		Leather.	Lime.
	Fig.	Bar.	Hoops.			Sheet.	Shot.		
	Tons.			Pounds.	Casks.	Pounds.		Pounds.	Bsh'ls.
Sweden, - - - - -	-	-	-	162					
Swedish West Indies, - - - - -	-	-	-						
Total, - - - - -	-	-	-	162					
Denmark and Norway, - - - - -	-	-	-	7,740					
Danish West Indies, - - - - -	-	3	-					234	520
Total, - - - - -	-	3	-	7,740				234	520
United Netherlands, - - - - -	23	-	-	5,772					
Dutch West Indies and American colonies, - - - - -	-	9 1-10	-	288				600	90
Cape of Good Hope, - - - - -	-	-	2					2,250	
Total, - - - - -	23	9 1-10	2	6,060				2,850	90
England, Man, and Berwick, - - - - -	2,877½	1	-	305,533					
Scotland, - - - - -	-	-	-	6,000					
Ireland, - - - - -	110	-	-	250					
Gibraltar, - - - - -	-	-	-						
Newfoundland and the British fisheries, - - - - -	-	-	-						
British West Indies, - - - - -	2	-	-		1			150	
British American colonies, - - - - -	-	5 9-20	-		6			3,423	
British East Indies, - - - - -	-	91	-					1,500	
Total, - - - - -	2,989½	97 9-20	-	311,789	1			5,073	
Imperial Ports of the Austrian Netherlands and Germany, - - - - -									
Hamburg, Bremen, and other Hanse Towns, - - - - -	10	-	-	450					
France, - - - - -	118½	-	1 1-2	42,670					
St. Pierre, Miquelon, and French fisheries, - - - - -	-	-	-	50			2,000		
French West Indies, - - - - -	-	5 4-5	1-5	657				6,371	1,056
Total, - - - - -	118½	5 4-5	1 7-10	43,377			2,000	6,371	1,056
Spain, - - - - -	4½	-	1	232					
Teneriffe and other Canaries, - - - - -	-	-	-						
Spanish West Indies, - - - - -	-	2	3-4				1,500	1,350	200
Floridas and Louisiana, - - - - -	-	3	-			616		100	
Total, - - - - -	4½	5	13-4	232		616	1,500	1,450	200
Portugal, - - - - -	-	-	-						
Madeira, - - - - -	-	-	6 3-5					1,590	
Fayal and the other Azores, - - - - -	-	-	2 7-10					1,408	
Cape de Verd Islands, - - - - -	-	-	-						
Total, - - - - -	-	-	9 3-10					2,998	
Italian Ports, - - - - -	-	-	-	1,632					
East Indies, generally, - - - - -	121½	228 3-10	-			22,400			
West Indies, generally, - - - - -	-	-	-					560	
Africa, generally, - - - - -	-	2	11-20			2,240			12
Northwest coast of America, - - - - -	-	7-10							
South Sea, - - - - -	-	-	-						
Grand Total, - - - - -	3,267½	351 7-20	15 3-10	371,442	1	25,256	3,500	19,536	1,878

## STATEMENT OF EXPORTS—Continued.

WHITHER EXPORTED.	LIVE STOCK.							MERC'DISE, OR DRY GOODS, FOREIGN.		
	Horned Cattle.	Horses.	Mules.	Deer.	Sheep.	Hogs.	Poultry.	Pack-ages.	Nan-keens.	
	Number.							Doz'ns	Number.	Pieces.
Sweden, — — — —										
Swedish West Indies, — — — —	2	—	—	—	80	—	39			
Total, — — — —	2	—	—	—	80	—	39			
Denmark and Norway, — — — —										
Danish West Indies, — — — —	8	80	4	—	—	34	154	37	1,200	
Total, — — — —	8	80	4	—	—	34	154	37	1,200	
United Netherlands, — — — —										
Dutch West Indies and American Colonies, — — — —	313	516	792	—	1,180	866	665	27	300	
Cape of Good Hope, — — — —	—	1	—	—	—	—	—	127	—	
Total, — — — —	313	517	792	—	1,180	866	665	154	300	
England, Man, and Berwick, — — — —	—	—	—	—	—	—	—	124	—	
Scotland, — — — —	—	—	—	—	—	—	—	—	—	
Ireland, — — — —	—	—	—	—	—	—	—	56	—	
Gibraltar, — — — —	—	—	—	—	—	—	—	—	—	
Newfoundland and British Fisheries, — — — —	—	—	—	—	—	—	—	—	—	
British West Indies, — — — —	661	1,394	191	2	1,700	2,133	931	35	1,800	
British American Colonies, — — — —	213	24	—	—	1,172	535	198	—	100	
British East Indies, — — — —	—	—	—	—	—	—	—	—	—	
Total, — — — —	874	1,418	191	2	2,872	2,668	1,129	215	1,900	
Imperial Ports of the Austrian Netherlands and Germany, — — — —										
Hamburg, Bremen, and other Hanse Towns, — — — —	—	—	—	—	—	—	—	77	—	
France, — — — —										
St. Pierre, Miquelon, and French Fisheries — — — —	38	—	—	—	199	12	8	2	4	
French West Indies, — — — —	3,316	3,583	114	—	7,536	17,673	5,292	781	5,960	
Total, — — — —	3,354	3,583	114	—	7,735	17,685	5,300	787	5,960	
Spain, — — — —										
Teneriffe and the other Canaries, — — — —	—	—	—	—	—	—	—	27	—	
Spanish West Indies, — — — —	—	11	—	—	—	30	—	82	2,000	
Floridas and Louisiana, — — — —	—	—	—	—	—	—	—	9	—	
Total, — — — —	—	11	—	—	—	30	—	118	2,000	
Portugal, — — — —										
Madeira, — — — —	—	16	—	—	—	—	—	1	100	
Fayal and the other Azores, — — — —	—	—	—	—	—	—	—	18	300	
Cape de Verd Islands, — — — —	—	—	—	—	—	—	—	4	—	
Total, — — — —	—	16	—	—	—	—	—	23	400	
Italian Ports, — — — —										
East Indies, generally, — — — —	—	19	—	—	—	—	—	20	—	
West Indies, generally, — — — —	—	12	—	—	36	8	29	—	480	
Africa, generally, — — — —	—	—	—	—	250	—	—	36	100	
Northwest Coast of America, — — — —	—	—	—	—	—	—	—	242	—	
South Sea, — — — —	—	—	—	—	—	—	—	1	—	
Grand Total, — — — —	4,551	5,656	1,101	2	12,153	21,291	7,316	1,710	12,340	

## STATEMENT OF EXPORTS—Continued.

WHITHER EXPORTED.	Molas- ses.	Mus- tard.	Mill- stones.	NAVAL STORES.					Negroes.
				Pitch.	Tar.	Rosin.	Turpen- tine.	Spirits of Turpen- tine.	
				Galls.	P'nds.	No.	Barrels.		
Sweden, - - - - -	1,269								
Swedish West Indies, - - - - -									
Total, - - - - -	1,269								
Denmark and Norway, - - - - -				18	246	-	44		
Danish West Indies, - - - - -									
Total, - - - - -				18	246	-	44		
United Netherlands, - - - - -				100	340	141	609		
Dutch West Indies and American Colonies, - - - - -		1,000		160	1,376	75	278	150	
Cape of Good Hope, - - - - -				12	484	-	12		
Total, - - - - -		1,000		172	2,200	216	899	150	
England, Man, and Berwick, - - - - -				4,144	37,209	270	51,264		
Scotland, - - - - -				541	9,893	-	3,818	60	
Ireland, - - - - -				157	2,267	267	5,457	300	
Gibraltar, - - - - -	1,020				10				
Newfoundland and the British Fisheries, - - - - -				69	63	-	19		
British West Indies, - - - - -	130		4	1,013	4,688	35	2,724	120	
British American Colonies, - - - - -	5,778		4	28	937	3	35		
British East Indies, - - - - -					248				
Total, - - - - -	6,928		8	5,952	55,315	575	63,317	480	
Imperial Ports of the Austrian Netherlands and Germany, - - - - -									
Hamburg, Bremen, and other Hanse Towns, - - - - -							180		
France, - - - - -	100			1,139	1,539	100	625		
St. Pierre, Miquelon, and Fisheries, - - - - -	688			12	77	-	13		
French West Indies, - - - - -			2	249	4,280	24	511	244	
Total, - - - - -	788		2	1,400	5,896	124	1,149	244	
Spain, - - - - -	1,500			869	3,461	114	425	154	8
Teneriffe and the other Canaries, - - - - -									
Spanish West Indies, - - - - -		120		21	167	-	10	-	31
Floridas and Louisiana, - - - - -					61				2
Total, - - - - -	1,500	120		890	3,689	114	435	154	41
Portugal, - - - - -				35	32				
Madeira, - - - - -	400			10	50	4	38		
Fayal and the other Azores, - - - - -				80	19	9	20		
Cape de Verd Islands, - - - - -				28	20		65		
Total, - - - - -	400			153	121	13	123		
Italian Ports, - - - - -				190	100	50			
East Indies, generally, - - - - -				220	1,349	245	829		
West Indies, generally, - - - - -					48				
Africa, generally, - - - - -	453			50	315	-	172		
Northwest Coast of America, - - - - -									
South Sea, - - - - -									
Grand Total, - - - - -	11,388	1,120	10	9,145	69,279	1,337	67,148	1,028	41

## STATEMENT OF EXPORTS—Continued.

WHITHER EXPORTED.	Nuts.	Linseed Oil.	Gunpowder.	Hair Powder.	Pomatum.	Porcelain or China Ware.	Paper.	Pipes.	Paints.	Plaster of Paris.
	Bushels.	Galls.	qr. Cskts.	Pounds.		Boxes.	Reams.	Boxes.	Kegs.	Tons.
Sweden, - - - - -										
Swedish West Indies, - - - - -										
Total,										
Denmark and Norway, - - - - -				580		1			7	
Danish West Indies, - - - - -				580		1			7	
Total,				580		1			7	
United Netherlands, - - - - -										
Dutch West Indies and American colonies, - - - - -	68		178					3		
Cape of Good Hope, - - - - -			16							
Total,	68		194					3		
England, Man, and Berwick, - - - - -	20							1		
Scotland, - - - - -										
Ireland, - - - - -										
Gibraltar, - - - - -										
Newfoundland and British fisheries, - - - - -										
British West Indies, - - - - -		63			150		5		43	3
British American colonies, - - - - -	99	16							24	
British East Indies, - - - - -										
Total,	199	79			150		5	1	67	3
Imperial Ports of the Austrian Netherlands and Germany, - - - - -										
Hamburg, Bremen, and other Hanse Towns, - - - - -										
France, - - - - -										
St. Pierre, Miquelon, and French fisheries, - - - - -	14		4					1		
French West Indies, - - - - -	66	60	75	200		2	2	27	197	
Total,	80	60	79	200		2	2	28	197	
Spain, - - - - -										
Teneriffe and other Canaries, - - - - -				150						
Spanish West Indies, - - - - -			6					1	6	
Floridas and Louisiana, - - - - -				300						
Total,			6	450				1	6	
Portugal, - - - - -										
Madeira, - - - - -				860	360					
Fayal and the other Azores, - - - - -				450			15			
Cape de Verd Islands, - - - - -										
Total,				1,310	360		15			
Italian Ports, - - - - -										
East Indies, generally, - - - - -		60					106		155	
West Indies, generally, - - - - -										
Africa, generally, - - - - -			188						432	
Northwest Coast of America, - - - - -										
South Sea, - - - - -										
Grand Total,	267	199	467	2,540	510	3	128	33	864	3

## STATEMENT OF EXPORTS—Continued.

WHITHER EXPORTED.	PROVISIONS.							
	Rice.	Flour.	Bread.	Crackers	Rye Meal.	Indian Meal.	Ship Stuff.	Buck-wheat Meal.
	Tierces.	Barrels.		Kegs.			Barrels.	
Sweden, - - - -	115							
Swedish West Indies, - - - -	29	590	50					
Total, - - - -	144	590	50					
Denmark and Norway, - - - -	4,057	634	-	54				
Danish West Indies, - - - -	439	6,657	2,194	856	1,419	17,316	985	
Total, - - - -	4,496	7,291	2,194	910	1,419	17,316	985	
United Netherlands, - - - -	39,391	285	13					
Dutch West Indies and American colonies, - - - -	2,156	67,563	9,862	5,451	8,598	7,479	273	
Cape of Good Hope, - - - -	-	438						
Total, - - - -	41,547	68,286	9,875	5,451	8,598	7,479	273	
England, Man, and Berwick, - - - -	42,519	62,116	200	-	-	42		
Scotland, - - - -	10	274	160					
Ireland, - - - -	409	1,909	1,247	8	-	-	15	
Gibraltar, - - - -	45	2,968	28	49	-	65		
Newfoundland and the British fisheries, - - - -	1	4,599	2,486	123	281	291		
British West Indies, - - - -	15,862	187,357	34,797	17,096	700	19,776	2,202	
British American colonies, - - - -	132	22,407	3,258	553	1,422	1,497	1,388	253
British East Indies, - - - -								
Total, - - - -	58,978	281,630	42,176	17,829	2,403	21,671	3,605	253
Imperial Ports of the Austrian Netherlands and Germany, - - - -								
Hamburg, Bremen, and other Hanse Towns, - - - -	951	2,369	2					
France, - - - -	8,504	25,616	126	40				
St. Pierre, Miquelon, and French fisheries, - - - -	7	3,535	965	62	20	140		
French West Indies, - - - -	17,384	220,099	17,972	8,750	1,572	5,597	817	12
Total, - - - -	25,895	249,250	19,063	8,852	1,592	5,737	817	12
Spain, - - - -	2,883	164,367	868	510	14	46	250	
Teneriffe and other Canaries, - - - -	65	8,331	190	-	50	240		
Spanish West Indies, - - - -	294	6,590	1,134	925	-	62		
Floridas and Louisiana, - - - -	251	2,037	20	137				
Total, - - - -	3,493	181,325	2,212	1,572	64	348	250	
Portugal, - - - -	4,823	7,110	664	320				
Madeira, - - - -	214	8,937	1,044	973	50	-	250	
Fayal and the other Azores, - - - -	27	10,137	487					
Cape de Verd Islands, - - - -	43	289	580	520	-	80		
Total, - - - -	5,107	26,473	2,775	1,813	50	80	250	
Italian Ports, - - - -		60						
East Indies, generally, - - - -	49	1,888	797	224				
West Indies, generally, - - - -	89	3,601	10	110	-	50		
Africa, generally, - - - -	1,013	1,701	1,832	884				
Northwest Coast of America, - - - -								
South Sea, - - - -								
Grand Total, - - - -	141,762	824,464	80,986	37,645	14,126	52,681	6,180	265

## STATEMENT OF EXPORTS—Continued.

WHITHER EXPORTED.	PROVISIONS.							
	Beef.	Pork.	Mutton.	Tongues.	Hams and Bacon.	Butter.	Cheese.	Lard.
	Barrels.			Kegs.	Pounds.	Firkins.	Pounds.	
Sweden, - - - - -	-	-	-	-	-	-	-	420
Swedish West Indies, - - - - -	-	-	-	-	-	-	-	420
Total, - - - - -	-	-	-	-	-	-	-	420
Denmark and Norway, - - - - -	-	-	-	-	-	-	-	-
Danish West Indies, - - - - -	1,104	1,090	-	-	44,110	241	1,760	7,635
Total, - - - - -	1,104	1,090	-	-	44,110	241	1,760	7,635
United Netherlands, - - - - -	-	-	-	-	-	-	-	-
Dutch West Indies and American colonies, - - - - -	9,765	5,014	8	1,224	53,207	2,160	12,803	38,545
Cape of Good Hope, - - - - -	1,124	102	-	800	-	450	11,739	-
Total, - - - - -	10,889	5,116	8	2,024	53,207	2,610	24,542	38,545
England, Man, and Berwick, - - - - -	58	44	-	-	150	-	-	-
Scotland, - - - - -	3	1	-	-	-	-	-	-
Ireland, - - - - -	102	90	-	-	800	-	-	-
Gibraltar, - - - - -	337	32	-	-	2,400	-	-	160
Newfoundland and the British fisheries, - - - - -	22	162	-	-	1,200	69	-	1,000
British West Indies, - - - - -	754	1,400	-	-	4,416	172	5,151	1,958
British American colonies, - - - - -	80	373	-	-	1,000	42	170	440
British East Indies, - - - - -	13	-	-	-	-	-	-	-
Total, - - - - -	1,369	2,102	-	-	9,966	283	5,321	3,558
Imperial Ports of the Austrian Netherlands and Germany, - - - - -	-	-	-	-	-	-	-	-
Hamburg, Bremen, and other Hanse Towns, - - - - -	33	44	-	-	-	-	-	-
France, - - - - -	1,532	794	-	-	11,338	75	500	2,240
St. Pierre, Miquelon, and French fisheries, - - - - -	55	566	-	-	-	208	933	1,280
French West Indies, - - - - -	45,203	22,121	9	86	248,409	5,248	55,911	348,428
Total, - - - - -	46,790	23,481	9	86	269,747	5,531	57,344	351,948
Spain, - - - - -	2,682	2,346	-	-	11,750	532	1,150	6,560
Teneriffe, and other Canaries, - - - - -	47	12	-	-	6,600	90	740	960
Spanish West Indies, - - - - -	1,757	236	-	11	6,800	80	6,340	4,540
Floridas and Louisiana, - - - - -	148	214	-	-	7,400	599	17,400	6,580
Total, - - - - -	4,634	2,808	-	11	32,550	1,301	25,630	18,640
Portugal, - - - - -	140	395	-	-	150,130	24	-	420
Madeira, - - - - -	729	448	-	-	2,920	129	697	-
Fayal and the other Azores, - - - - -	318	258	-	40	4,000	286	1,341	240
Cape de Verd Islands, - - - - -	65	14	-	32	1,057	87	-	-
Total, - - - - -	1,252	1,115	-	72	158,107	526	2,038	660
Italian Ports, - - - - -	-	-	-	-	-	-	-	-
East Indies, generally, - - - - -	3,619	1,287	-	80	17,966	757	5,025	80,063
West Indies, generally, - - - - -	4,177	788	-	33	8,500	134	3,420	13,776
Africa, generally, - - - - -	471	267	-	112	1,200	378	845	-
Northwest coast of America, - - - - -	-	-	-	-	-	-	-	-
South Sea, - - - - -	-	-	-	-	-	-	-	-
Grand Total, - - - - -	74,338	38,098	17	2,418	585,353	11,761	125,925	515,245



## STATEMENT OF EXPORTS—Continued.

WHITHER EXPORTED.	PROVISIONS.								
	Fresh Beef.	Fresh Pork.	Carcasses of Mutton.	Sau-sages.	Tongues & Sounds.	Tripes.	Oysters, Pickled.	Potatoes.	Onions.
	Pounds.	Number.	P'nds.	Kegs.	P'nds.	Kegs.	Bushels.		
Sweden, - - - -	-	-	-	-	-	-	-	-	-
Swedish West Indies, - - - -	-	-	-	-	-	-	-	-	77
Total, - - - -	-	-	-	-	-	-	-	-	77
Denmark and Norway, - - - -	-	-	-	-	-	-	-	-	-
Danish West Indies, - - - -	-	-	-	-	-	-	20	366	3,340
Total, - - - -	-	-	-	-	-	-	20	366	3,340
United Netherlands, - - - -	-	-	-	-	-	-	-	-	-
Dutch West Indies and American Colonies, - - - -	-	-	-	280	117	6,000	906	2,720	10,730
Cape of Good Hope, - - - -	-	-	-	-	-	-	-	-	-
Total, - - - -	-	-	-	280	117	6,000	906	2,720	10,730
England, Man, and Berwick, - - - -	-	-	-	-	-	-	-	14	-
Scotland, - - - -	-	-	-	-	-	-	-	-	-
Ireland, - - - -	-	-	-	-	-	-	-	-	-
Gibraltar, - - - -	-	-	-	-	-	-	-	-	-
Newfoundland and British Fisheries, - - - -	-	-	-	-	-	-	-	9	200
British West Indies, - - - -	-	-	-	-	40	-	230	2,957	3,030
British American colonies, - - - -	15,900	3,008	425	-	-	-	82	119	1,410
British East Indies, - - - -	-	-	-	-	-	-	-	-	-
Total, - - - -	15,900	3,008	425	-	40	-	312	3,099	4,640
Imperial Ports of the Austrian Netherlands and Germany, - - - -	-	-	-	-	-	-	-	-	-
Hamburg, Bremen, and other Hanse Towns, - - - -	-	-	-	-	-	-	-	-	-
France, - - - -	-	-	-	-	-	-	-	-	-
St. Pierre, Miquelon, and Fisheries, - - - -	-	-	-	-	-	-	-	110	447
French West Indies, - - - -	-	-	-	-	34	-	271	11,506	86,090
Total, - - - -	-	-	-	-	34	-	271	11,616	86,537
Spain, - - - -	-	-	-	-	30	-	-	-	2,731
Teneriffe and other Canaries, - - - -	-	-	-	-	-	-	-	-	-
Spanish West Indies, - - - -	-	-	-	-	-	-	75	155	700
Floridas and Louisiana, - - - -	-	-	-	-	-	-	-	465	1,012
Total, - - - -	-	-	-	-	30	-	75	620	4,443
Portugal, - - - -	-	-	-	-	-	-	-	-	-
Madeira, - - - -	-	-	-	-	-	-	-	-	-
Fayal and the other Azores, - - - -	-	-	-	-	74	-	-	100	-
Cape de Verd Islands, - - - -	-	-	-	-	-	-	-	-	-
Total, - - - -	-	-	-	-	74	-	-	100	-
Italian Ports, - - - -	-	-	-	-	-	-	-	-	-
East Indies, generally, - - - -	59,192	-	-	-	35	-	389	-	-
West Indies, generally, - - - -	-	-	-	-	-	-	-	1,065	-
Africa, generally, - - - -	-	-	-	1,200	40	-	-	48	2,440
Northwest Coast of America, - - - -	-	-	-	-	-	-	-	-	-
South Sea, - - - -	-	-	-	-	-	-	-	-	-
Grand Total, - - - -	75,092	3,008	425	1,480	370	6,000	1,973	19,634	112,207

## STATEMENT OF EXPORTS—Continued.

WHITHER EXPORTED.	Reeds.	SPIRITS.			SADDLERY.				Shoes.
		Country made.	Foreign distilled.	Cordials.	Saddles.	Bridles.	Coach Har'ns.	Wagon Gears.	
		Number.	Gallons.		Number.		Setts.		
Sweden, — — — —	—	44,051							
Swedish West Indies, — — — —	—	—							
Total, — — — —	—	44,051							
Denmark and Norway, — — — —	1,915	188,767	2,275	213					178
Danish West Indies, — — — —	—	—	—	—					—
Total, — — — —	1,915	188,767	2,275	213					178
United Netherlands, — — — —	—	46,534							
Dutch West Indies and American colonies, — — — —	—	642	440	10	74	73	—	—	1,088
Cape of Good Hope, — — — —	—	22,318	1,350						
Total, — — — —	—	69,394	1,790	10	74	73	—	—	1,088
England, Man, and Berwick, — — — —	155,460								
Scotland, — — — —	—	40,700	3,274						
Ireland, — — — —	—	5,466							
Gibraltar, — — — —	—	612							
Newfoundland and the British fisheries, — — — —	—	179	4,847	—	6	6	—	—	100
British West Indies, — — — —	—	273	6,883	—	—	—	—	—	496
British American colonies, — — — —	—	1,060	4,135						
British East Indies, — — — —	—	—	—						
Total, — — — —	155,460	48,290	19,139	—	6	6	—	—	596
Imperial Ports of the Austrian Netherlands and Germany, — — — —	—								
Hamburg, Bremen, and other Hanse Towns, — — — —	—	131,513	5,099						
France, — — — —	—	30,099							
St. Pierre, Miquelon, and French fisheries, — — — —	—	5,701							97
French West Indies, — — — —	—	40,490	12,861	—	830	776	6	2	5,048
Total, — — — —	—	76,290	12,861	—	830	776	6	2	5,145
Spain, — — — —	—	13,775	336						
Teneriffe and other Canaries, — — — —	—	—	—						
Spanish West Indies, — — — —	—	224	—	—	14	14	—	150	150
Floridas and Louisiana, — — — —	—	1,537	180						
Total, — — — —	—	15,536	516	—	14	14	—	150	150
Portugal, — — — —	—	4,591							
Madeira, — — — —	—	—	4,540	—	6				
Fayal and the other Azores, — — — —	—	1,575	175						
Cape de Verd Islands, — — — —	—	42,250	—	—	3	—	—	—	160
Total, — — — —	—	48,416	4,715	—	9	—	—	—	160
Italian Ports, — — — —	—	3,744							
East Indies, generally, — — — —	—	21,388	33,675	—	40	—	—	—	600
West Indies, generally, — — — —	—	5,677	1,058	—	—	—	—	—	378
Africa, generally, — — — —	—	293,655	1,135	—	—	—	—	—	443
Northwest Coast of America, — — — —	—	1,280	1,787						
South Sea, — — — —	—	114							
Grand Total, — — — —	157,375	948,115	84,050	223	973	869	6	152	8,738

## STATEMENT OF EXPORTS—Continued.

WHITHER EXPORTED.	Soap.	Starch.	Snuff.	Salt.	Essence of Spruce.	Steel.	Silk, raw.	Silver.	SEEDS.	
	Boxes.	Pounds.		Bushl's	Gallons.	P'nds.	Chests.	Oz.	Garden	Cotton.
		Boxes.	Bshl's.						Boxes.	Bshl's.
Sweden, - - - - -	-	-	-	-	-	-	-	-	-	-
Swedish West Indies, - - - - -	-	-	-	-	-	-	-	-	-	-
Total, - - - - -	-	-	-	-	-	-	-	-	-	-
Denmark and Norway, - - - - -	-	-	-	-	-	-	-	-	-	-
Danish West Indies, - - - - -	10	1,820	-	-	-	-	-	-	-	-
Total, - - - - -	10	1,820	-	-	-	-	-	-	-	-
United Netherlands, - - - - -	-	-	150	-	-	-	14	-	4	-
Dutch West Indies and American colonies, - - - - -	160	1,400	4,750	298	26	-	-	-	-	-
Cape of Good Hope, - - - - -	-	-	-	620	-	-	-	-	-	-
Total, - - - - -	160	1,400	4,900	918	26	-	14	-	4	-
England, Man, and Berwick, - - - - -	-	-	-	-	-	-	-	276	13	-
Scotland, - - - - -	-	-	-	-	21	-	-	-	-	-
Ireland, - - - - -	-	-	-	-	-	-	-	-	-	-
Gibraltar, - - - - -	-	-	-	-	-	-	-	-	-	-
Newfoundland and the British fisheries, - - - - -	8	-	-	-	-	-	-	-	-	100
British West Indies, - - - - -	93	-	-	-	-	-	-	-	-	-
British American colonies, - - - - -	13	-	400	-	30	-	-	-	-	-
British East Indies, - - - - -	-	-	-	-	-	-	-	-	-	-
Total, - - - - -	114	-	400	-	51	-	-	276	13	100
Imperial Ports of the Austrian Netherlands and Germany, - - - - -	-	-	-	-	-	-	-	-	-	-
Hamburg, Bremen, and other Hanse Towns, - - - - -	-	-	-	-	-	-	-	-	-	-
France, - - - - -	-	-	-	-	90	-	-	-	3	-
St. Pierre, Miquelon, and French fisheries, - - - - -	3	-	12	400	-	-	-	-	-	-
French West Indies, - - - - -	440	820	4,170	381	30	-	-	-	-	-
Total, - - - - -	443	820	4,182	781	120	-	-	-	3	-
Spain, - - - - -	-	-	-	-	-	-	-	-	-	-
Teneriffe and other Canaries, - - - - -	50	800	-	-	-	-	-	-	-	-
Spanish West Indies, - - - - -	3	-	-	-	-	-	-	-	-	-
Floridas and Louisiana, - - - - -	64	-	-	104	-	-	-	-	-	-
Total, - - - - -	117	800	-	104	-	-	-	-	-	-
Portugal, - - - - -	-	80	-	-	-	-	-	-	-	-
Madeira, - - - - -	12	-	-	-	-	-	-	-	-	-
Fayal and the other Azores, - - - - -	60	-	360	-	30	-	-	-	-	-
Cape de Verd Islands, - - - - -	-	-	200	-	-	-	-	-	-	-
Total, - - - - -	72	80	560	-	30	-	-	-	-	-
Italian Ports, - - - - -	-	-	-	-	-	-	-	-	-	-
East Indies, generally, - - - - -	12	-	-	152	-	9,336	-	-	-	-
West Indies, generally, - - - - -	33	-	-	-	-	-	-	-	-	-
Africa, generally, - - - - -	59	-	-	-	29	-	-	-	-	-
Northwest Coast of America, - - - - -	-	-	-	-	-	-	-	-	-	-
South Sea, - - - - -	-	-	-	-	-	-	-	-	-	-
Grand Total, - - - - -	1,020	4,920	10,042	1,955	256	9,336	14	276	20	100

## STATEMENT OF EXPORTS—Continued.

WHITHER EXPORTED.	SKINS AND FURS.									
	Calf in Hair.	Elk.	Bear.	Seal.	Sheep.	Deer Skins.			Bea'vr.	Otter.
	Number.					No.	Pounds.	Pack'g	Pn'ds.	No.
Sweden, - - - - -										
Swedish West Indies, - - - - -										
Total, - - - - -										
Denmark and Norway, - - - - -										
Danish West Indies, - - - - -										
Total, - - - - -										
United Netherlands, - - - - -								58		
Dutch West Indies and American colonies, - - - - -	12	-	-	-	65	-	-			
Cape of Good Hope, - - - - -										
Total, - - - - -	12	-	-	-	65	-	-	58		
England, Man, and Berwick, - - - - -		79	65				112,625	514	4,700	98
Scotland, - - - - -							1,548	2		
Ireland, - - - - -							37,660	127		
Gibraltar, - - - - -										
Newfoundland and the British fisheries, - - - - -										
British West Indies, - - - - -										
British American colonies, - - - - -	3	-	-	-	-	-	-	75		
British East Indies, - - - - -										
Total, - - - - -	3	79	65	-	-	-	151,833	718	4,700	98
Imperial Ports of the Austrian Netherlands and Germany, - - - - -										
Hamburg, Bremen, and other Hanse Towns, - - - - -							4,881	2		
France, - - - - -			286			444	1,650			12
St. Pierre, Miquelon, and French Fisheries, - - - - -										
French West Indies, - - - - -	12	-	-	-	100					
Total, - - - - -	12	-	286	-	100	444	1,650	-	-	12
Spain, - - - - -								51		
Teneriffe and other Canaries, - - - - -										
Spanish West Indies, - - - - -										
Floridas and Louisiana, - - - - -										
Total, - - - - -								51		
Portugal, - - - - -										
Madeira, - - - - -										
Fayal and the other Azores, - - - - -										
Cape de Verd Islands, - - - - -										
Total, - - - - -										
Italian Ports, - - - - -										
East Indies, generally, - - - - -				19,336						500
West Indies, generally, - - - - -										
Africa, generally, - - - - -										
Northwest Coast of America, - - - - -										
South Sea, - - - - -										
Grand Total, - - - - -	27	79	351	19,336	165	444	158,364	829	4,700	610

## STATEMENT OF EXPORTS—Continued.

WHITHER EXPORTED.	SKINS AND FURS.			TOBACCO.		Fallow.	Tow Cloth.	Twine.	Tin Manufactured.
	Sable.	Tiger, Fox, &c.	Skins and Furs unknown	Hogs-heads.	Manufactured.				
	Number.	Package	Number.	Pounds.	Pounds.				
Sweden, - - - - -	-	-	-	266	4,800				
Swedish West Indies, - - - - -	-	-	-						
Total, - - - - -	-	-	-	266	4,800				
Denmark and Norway, - - - - -	-	-	25	1,570	1,500				
Danish West Indies, - - - - -	-	-	-	55	-	1,386	1,000		
Total, - - - - -	-	-	25	1,625	1,500	1,386	1,000		
United Netherlands, - - - - -	-	-	114	16,765					
Dutch West Indies and American colonies, - - - - -	-	-	-	911	1,815	5,908			
Cape of Good Hope, - - - - -	-	-	-	21	1,560	4,450			
Total, - - - - -	-	-	114	17,697	3,375	10,358			
England, Man, and Berwick, - - - - -	-	-	6	42,275	-	127,836			
Scotland, - - - - -	-	390	-	3,897					
Ireland, - - - - -	22	12	98	5,864					
Gibraltar, - - - - -	-	-	-	14					
Newfoundland and the British fisheries, - - - - -	-	-	-	5					
British West Indies, - - - - -	-	-	-	442					
British American colonies, - - - - -	-	-	-	8	2,801			112	12
British East Indies, - - - - -	-	-	-	-	1,800				
Total, - - - - -	22	408	728	52,505	4,601	127,836	-	112	12
Imperial Ports of the Austrian Netherlands and Germany, - - - - -	-	-	-	520					
Hamburg, Bremen, and other Hanse Towns, - - - - -	-	-	27	7,325					
France, - - - - -	-	-	6	28,587	37,500	900			
St. Pierre, Miquelon, and French fisheries, - - - - -	-	-	-	10	1,164	-	300	-	10
French West Indies, - - - - -	-	-	-	1,969	14,084	11,402	1,182	500	
Total, - - - - -	-	-	6	30,566	72,748	12,302	1,482	500	10
Spain, - - - - -	-	-	1	656					
Teneriffe and other Canaries, - - - - -	-	-	-	72					
Spanish West Indies, - - - - -	-	-	-	14			351		
Floridas and Louisiana, - - - - -	-	-	-	-					
Total, - - - - -	-	-	1	742	-	-	351		
Portugal, - - - - -	-	-	1	5					
Madeira, - - - - -	-	-	-	-					
Fayal and the other Azores, - - - - -	-	-	-	15			1,000		
Cape de Verd Islands, - - - - -	-	-	-	30					
Total, - - - - -	-	-	1	50	-	-	1,000		
Italian Ports, - - - - -	-	-	6	558					
East Indies, generally, - - - - -	-	-	21	110	850				12
West Indies, generally, - - - - -	-	-	-	8	30,000	360			
Africa, generally, - - - - -	-	-	-	456		380			12
Northwest Coast of America, - - - - -	-	-	-	-					
South Sea, - - - - -	-	-	-	-					
Grand Total, - - - - -	22	408	929	112,428	117,874	152,622	3,833	612	46

## STATEMENT OF EXPORTS—Continued.

WHITHER EXPORTED.	TEAS.				Vinegar.	Varnish.	WINES.		Bottled.
	Bohea.	Souchong.	Hyson.	Other Green.			Madeira.	Other Wines.	
	Chests.						Gallons.	Barrels.	
Sweden, - - - - -	-	-	-	-	-	-	-	179	
Swedish West Indies, - - - - -	-	-	-	-	-	-	-	179	
Total, - - - - -	-	-	-	-	-	-	-	179	
Denmark and Norway, - - - - -	-	-	-	-	-	-	-	120	
Danish West Indies, - - - - -	-	-	44	-	-	-	723	1,440	
Total, - - - - -	-	-	44	-	-	-	723	1,560	
United Netherlands, - - - - -	-	-	6	-	-	-	108	1,440	
Dutch West Indies and American colonies, - - - - -	-	-	36	-	787	1	820	3,152	
Cape of Good Hope, - - - - -	-	-	-	-	-	-	240	-	
Total, - - - - -	-	-	42	-	787	1	1,168	4,592	
England, Man, and Berwick, - - - - -	-	-	-	-	-	-	240	-	
Scotland, - - - - -	-	-	-	-	-	1	-	-	
Ireland, - - - - -	-	-	-	-	-	-	1,258	-	
Gibraltar, - - - - -	-	-	16	-	-	-	-	-	
Newfoundland and the British fisheries, - - - - -	-	-	-	-	-	-	-	60	
British West Indies, - - - - -	-	-	86	-	-	3	473	-	18
British American colonies, - - - - -	-	-	24	-	90	-	177	191	
British East Indies, - - - - -	33	17	-	-	-	-	2,380	-	
Total, - - - - -	33	34	126	-	90	4	4,528	251	18
Imperial Ports of the Austrian Netherlands and Germany, - - - - -	-	220	268	88	-	-	-	-	
Hamburg, Bremen, and other Hanse Towns, - - - - -	-	-	-	-	-	-	720	-	
France, - - - - -	4	-	$\frac{1}{2}$	-	-	-	100	-	
St. Pierre, Miquelon, and French fisheries, - - - - -	1	-	-	-	500	-	-	-	
French West Indies, - - - - -	1	4	142 $\frac{1}{2}$	-	210	7	7,262	20,130	432
Total, - - - - -	6	4	142 $\frac{1}{2}$	-	710	7	7,362	20,130	432
Spain, - - - - -	-	-	4	-	-	1	-	581	
Teneriffe and the other Canaries, - - - - -	1	-	2	-	-	-	-	-	
Spanish West Indies, - - - - -	-	-	45 $\frac{1}{2}$	-	-	-	713	544	
Floridas and Louisiana, - - - - -	-	-	-	2	-	-	-	-	
Total, - - - - -	1	-	51 $\frac{1}{2}$	2	-	1	713	1,125	
Portugal, - - - - -	-	-	1	-	-	-	110	-	
Madeira, - - - - -	-	15	8 $\frac{1}{2}$	-	240	-	74	-	
Fayal and other Azores, - - - - -	-	-	295	-	-	-	637	-	
Cape de Verd Islands, - - - - -	-	-	-	-	-	-	-	-	
Total, - - - - -	-	15	304 $\frac{1}{2}$	-	240	-	821	-	
Italian Ports, - - - - -	2	-	251	-	-	-	-	-	
East Indies, generally, - - - - -	-	-	-	-	3,954	-	6,082	3,764	
West Indies, generally, - - - - -	-	-	4	1	-	-	-	1,337	50
Africa, generally, - - - - -	2	2	4	1	30	-	28	103	
Northwest Coast of America, - - - - -	-	-	-	-	-	-	-	221	
South Sea, - - - - -	-	-	-	-	-	-	-	-	
Grand Total, - - - - -	44	275	1,198	92	5,811	13	22,145	33,262	500

## STATEMENT OF EXPORTS—Continued.

WHITHER EXPORTED.	WAX.			WOOD.			
	Bees.	Myrtle.	Whips.	Pine Boards and Plank.	Oak Boards and Plank.	Other B'rds and Plank.	Scantling.
	Pounds.		Number.	Feet.			
Sweden, - - - - -	-	-	-	37,800			
Swedish West Indies, - - - - -	-	-	-				
Total, - - - - -	-	-	-	37,800			
Denmark and Norway, - - - - -	-	-	-	616,637	2,000	-	130,320
Danish West Indies, - - - - -	-	-	-				
Total, - - - - -	-	-	-	616,637	2,000	-	130,320
United Netherlands, - - - - -	370	-	-	26,375			
Dutch West Indies and American colonies, - - - - -	1,000	-	-	4,851,586	22,700	33,100	385,121
Cape of Good Hope, - - - - -	-	-	-	40,000			
Total, - - - - -	1,370	-	-	4,917,961	22,700	33,100	385,121
England, Man, and Berwick, - - - - -	68,002	-	-	6,038,902	499,520	163,830	22,115
Scotland, - - - - -	294	-	-	121,335	15,789	1,000	
Ireland, - - - - -	67,996	240	-	330,292	155,543	15,794	25,764
Gibraltar, - - - - -	-	-	-				
Newfoundland and the British fisheries, - - - - -	120	-	-				
British West Indies, - - - - -	1,040	-	-	12,604,014	28,842	9,502	2,892,735
British American colonies, - - - - -	-	-	-	319,013	11,047		
British East Indies, - - - - -	-	-	-	100,000			
Total, - - - - -	137,452	240	-	19,513,556	710,741	190,126	2,940,614
Imperial Ports of the Austrian Netherlands and Germany, - - - - -	-	-	-				
Hamburg, Bremen, and other Hanse Towns, - - - - -	-	-	-	36,114			
France, - - - - -	2,966	-	-	307,013	46,445	17,465	
St. Pierre, Miquelon, and French fisheries, - - - - -	-	-	-	139,325			3,744
French West Indies, - - - - -	-	-	500	21,270,630	1,712	56,950	2,028,139
Total, - - - - -	2,966	-	500	21,716,968	48,157	74,415	2,031,883
Spain, - - - - -	90,734	-	-	116,846	5,800	-	14,600
Teneriffe and other Canaries, - - - - -	4,905	-	-	1,915			
Spanish West Indies, - - - - -	22,500	-	-	696,578	-	-	2,000
Florida and Louisiana, - - - - -	-	-	-	1,911	-	-	500
Total, - - - - -	118,139	-	-	817,250	5,800	-	17,100
Portugal, - - - - -	2,263	-	-	178,930	-	-	20,395
Madeira, - - - - -	1,610	-	-	152,073			
Fayal and the other Azores, - - - - -	9,648	-	-	161,630	19,000	-	8,500
Cape de Verd Islands, - - - - -	-	-	-	42,149			
Total, - - - - -	13,521	-	-	534,772	19,000	-	28,895
Italian Ports, - - - - -	25,910	-	-				
East Indies, generally, - - - - -	-	-	-	614,195	15,040	-	14,621
West Indies, generally, - - - - -	-	-	-	2,403,000	-	-	317,950
Africa, generally, - - - - -	-	-	-	107,859	650	18,066	1,000
Northwest Coast of America, - - - - -	-	-	-				
South Seas, - - - - -	-	-	-				
Grand Total, - - - - -	299,358	240	500	51,316,112	824,088	315,707	5,867,504

## STATEMENT OF EXPORTS—Continued.

WHITHER EXPORTED.	WOOD.							
	Timber.			Mahogany.	Lignum-vitæ.	Dye Woods.		Staves and Heading.
	Feet.	Tons.	Pieces.	Tons.		Pieces.	Number.	
Sweden, — — — —	—	—	—	—	—	—	—	7,500
Swedish West Indies, — — — —	—	—	—	—	—	—	—	—
Total, — — — —	—	—	—	—	—	—	—	7,500
Denmark and Norway, — — — —	—	—	—	—	6	14	—	42,700
Danish West Indies, — — — —	63,591	—	—	—	—	—	—	294,730
Total, — — — —	63,591	—	—	—	6	14	—	337,430
United Netherlands, — — — —	—	—	35	—	62½	112½	965	333,140
Dutch West Indies and American colonies, — — — —	66,504	350	28	—	—	—	—	433,613
Cape of Good Hope, — — — —	—	—	—	—	—	—	—	—
Total, — — — —	66,504	350	63	—	62½	112½	965	766,753
England, Man, and Berwick, — — — —	742,121	13,360	7,548	—	10	5	—	5,497,006
Scotland, — — — —	59,591	917	235	—	—	—	—	1,112,128
Ireland, — — — —	—	2,299½	3,116	—	16.1-5	103.4-5	—	2,756,600
Gibraltar, — — — —	—	—	—	—	—	—	—	31,000
Newfoundland and the British fisheries, — — — —	—	—	—	—	2	—	—	—
British West Indies, — — — —	755,997	409	146	—	8	—	—	8,299,266
British American colonies, — — — —	—	35	5,000	—	1	—	—	79,380
British East Indies, — — — —	—	—	—	—	—	—	—	—
Total, — — — —	1,557,709	17,020½	16,045	—	37½	108.4-5	—	17,775,380
Imperial Ports of the Austrian Netherlands and Germany, — — — —	—	—	—	—	—	—	—	11,000
Hamburg, Bremen, and other Hanse Towns. — — — —	—	—	18	2	50	17	—	102,700
France, — — — —	—	—	60	—	19½	—	—	570,174
St. Pierre, Miquelon, and French fisheries, — — — —	—	—	—	—	—	—	—	—
French West Indies, — — — —	630,288	1,028	1,783	—	—	—	—	4,991,679
Total, — — — —	630,288	1,028	1,843	—	19½	—	—	5,561,853
Spain, — — — —	3,618	768	399	—	—	—	—	3,000,191
Teneriffe and the other Canaries, — — — —	—	—	—	—	—	—	—	112,300
Spanish West Indies, — — — —	1,740	—	6	—	—	—	—	87,030
Floridas and Louisiana, — — — —	—	—	—	—	—	—	—	1,000
Total, — — — —	5,358	768	405	—	—	—	—	3,200,521
Portugal, — — — —	—	—	—	—	5	—	—	393,066
Madeira, — — — —	—	—	—	—	—	—	—	149,256
Fayal and the other Azores, — — — —	—	—	—	—	—	—	—	404,610
Cape de Verd Islands, — — — —	—	—	—	—	—	—	—	—
Total, — — — —	—	—	—	—	5	—	—	946,932
Italian Ports, — — — —	—	—	—	—	—	—	—	50,500
East Indies, generally, — — — —	—	225	—	—	—	3-20	—	39,900
West Indies, generally, — — — —	—	—	—	—	—	—	—	385,050
Africa, generally, — — — —	—	—	—	—	—	—	—	11,790
Northwest Coast of America, — — — —	—	—	—	—	—	—	—	—
South Sea, — — — —	—	—	—	—	—	—	—	—
Grand Total, — — — —	2,323,450	19,391½	18,374	2	180.1-20	252.4-20	965	29,197,309



## STATEMENT OF EXPORTS—Continued.

WHITHER EXPORTED.	WOOD.							
	Shingles.	Hoops and Poles.	Shakes.	Casks.	Masts.	Bow-sprits.	Spars.	Oars and Oar-rafters.
	Number.							
Sweden, - - - - -								
Swedish West Indies, - - - - -	40,000	1,000						
Total, - - - - -	40,000	1,000						
Denmark, and Norway, - - - - -								
Danish West Indies, - - - - -	993,705	184,225	84	-	4	-	10	303
Total, - - - - -	993,705	184,225	84	-	4	-	10	303
United Netherlands, - - - - -								
Dutch West Indies and American colonies, - - - - -	4,548,737	286,310	4,566	36	14	-	417	3,264
Cape of Good Hope, - - - - -	-	1,000	181					
Total, - - - - -	4,548,737	287,310	4,747	36	14	-	417	3,264
England, Man, and Berwick, - - - - -	171,500	1,747	-	-	134	2	493	14,366
Scotland, - - - - -	-	1,500	-	-	19	-	67	476
Ireland, - - - - -	5,000	46,684	14	-	24	-	246	1,646
Gibraltar, - - - - -	-	-	-	-	-	-	-	-
Newfoundland and the British fisheries, - - - - -	-	-	-	-	-	-	-	-
British West Indies, - - - - -	30,712,342	80,300	231	70	30	11	678	669
British American colonies, - - - - -	155,400	3,000	56	-	-	-	60	2,500
British East Indies, - - - - -	-	-	-	175	-	-	-	2,900
Total, - - - - -	31,044,242	133,231	301	245	207	13	1,544	22,557
Imperial Ports of the Austrian Netherlands and Germany, - - - - -	-	-	-	-	-	-	-	1,000
Hamburg, Bremen, and other Hanse Towns, - - - - -	-	-	-	-	-	-	-	-
France, - - - - -	-	-	-	299	2	-	356	329
St. Pierre, Miquelon, and the French fisheries, - - - - -	3,000	1,000	364	-	7	-	-	480
French West Indies, - - - - -	31,583,229	1,210,227	34,841	565	78	-	746	9,224
Total, - - - - -	31,586,229	1,211,227	35,205	864	87	-	1,102	10,033
Spain, - - - - -	51,750	6,100	340	100	5	-	18	79
Teneriffe and the other Canaries, - - - - -	-	-	-	-	-	-	-	-
Spanish West Indies, - - - - -	940,200	12,500	165	-	-	-	-	40
Floridas and Louisiana, - - - - -	-	-	-	-	-	-	-	-
Total, - - - - -	991,950	18,600	505	100	5	-	18	119
Portugal, - - - - -	2,000	-	-	-	-	-	-	30
Madeira, - - - - -	-	1,300	498	-	-	-	-	-
Fayal and the other Azores, - - - - -	3,000	-	-	-	-	-	-	-
Cape de Verd Islands, - - - - -	2,000	-	-	-	-	-	30	216
Total, - - - - -	7,000	1,300	498	-	-	-	30	246
Italian Ports, - - - - -	-	-	-	-	-	-	-	-
East Indies, generally, - - - - -	-	-	191	-	6	10	624	1,270
West Indies, generally, - - - - -	2,426,000	714,500	5,994	-	-	-	12	
Africa, generally, - - - - -	-	12,000	40	-	-	-	-	751
Northwest Coast of America, - - - - -	-	-	-	-	-	-	-	-
South Sea, - - - - -	-	-	50	-	-	-	-	-
Grand Total, - - - - -	71,637,863	2,563,393	47,615	1,245	323	23	3,757	39,543

## STATEMENT OF EXPORTS—Continued.

WHITHER EXPORTED.	WOOD.							
	Hand- spikes.	Pumps.	Box and Brakes.	Blocks.	Trunnels.	Cedar & O. knees.	Anchor Stocks.	Cedar Posts.
	Number.							
Sweden, - - - - -								
Swedish West Indies, - - - - -								
Total, - - - - -								
Denmark and Norway, - - - - -				250				
Danish West Indies, - - - - -				250				
Total, - - - - -				250				
United Netherlands, - - - - -	240	-	-	-	-	129	51	76
Dutch West Indies and American colonies, - - - - -	20	17	-	150	-	20		
Cape of Good Hope, - - - - -								
Total, - - - - -	260	17	-	150	-	149	51	76
England, Man, and Berwick, - - - - -	24,554	-	-	-	-	242	51	
Scotland, - - - - -	1,548	-	-	-	-	288		
Ireland, - - - - -	4,882	-	-	-	11,500	36	33	
Gibraltar, - - - - -								
Newfoundland and the British fisheries, - - - - -								
British West Indies, - - - - -	228	22	-	120	-	252	12	
British American colonies, - - - - -	900	-	-	-	23,000			
British East Indies, - - - - -								
Total, - - - - -	32,112	22	-	120	34,500	818	96	
Imperial Ports of the Austrian Netherlands and Germany, - - - - -								
Hamburg, Bremen, and other Hanse Towns,								
France, - - - - -	256	-	-	-	-	113	20	
St. Pierre, Miquelon, and French fisheries, - - - - -								
French West Indies, - - - - -		8	40	466	-	-	-	58
Total, - - - - -	256	8	40	466	-	113	20	58
Spain, - - - - -	192							
Teneriffe, and other Canaries, - - - - -								
Spanish West Indies, - - - - -		6	-	150				
Floridas and Louisiana, - - - - -								
Total, - - - - -	192	6	-	150				
Portugal, - - - - -								
Madeira, - - - - -								
Fayal and the other Azores, - - - - -								
Cape de Verd Islands, - - - - -	65	-	-	216				
Total, - - - - -	65	-	-	216				
Italian Ports, - - - - -								
East Indies, generally, - - - - -	696	2	-	5,073	-	-	58	
West Indies, generally, - - - - -								
Africa, generally, - - - - -	202							
Northwest coast of America, - - - - -								
South Sea, - - - - -								
Grand Total, - - - - -	33,783	55	40	6,425	34,500	1,080	225	134

## STATEMENT OF EXPORTS—Continued.

WHITHER EXPORTED.	WOOD.						
	Spokes and Felloes.	Mast Hoops.	Yokes & Bows for Oxen.	Lock-Stocks.	Cords of Wood.	Cords of oak Bark.	Oak Bark ground.
	Dozens.		Sets.		Number.		Hhds.
Sweden, — — — —							
Swedish West Indies, — — — —							
Total, — — — —							
Denmark and Norway, — — — —							
Danish West Indies, — — — —							
Total, — — — —							
United Netherlands, — — — —							
Dutch West Indies and American Colonies, — — — —	—	39	5				
Cape of Good Hope, — — — —	—	—	—				
Total, — — — —	—	39	5				
England, Man, and Berwick, — — — —	586	—	—	3,100	1,000	200	1,949
Scotland, — — — —	—	—	—	—	35	—	—
Ireland, — — — —	8,353	20	—	—	99	92	972
Gibraltar, — — — —	—	—	—	—	—	—	—
Newfoundland and the British Fisheries, — — — —	—	—	—	—	—	—	—
British West Indies, — — — —	—	20	—	—	5	—	—
British American Colonies, — — — —	—	—	—	—	—	—	—
British East Indies, — — — —	—	—	—	—	—	—	—
Total, — — — —	8,939	40	—	3,100	1,139	292	2,921
Imperial Ports of the Austrian Netherlands and Germany, — — — —							
Hamburg, Bremen, and other Hanse Towns, — — — —							
France, — — — —	—	—	—	—	17	—	—
St. Pierre, Miquelon, and Fisheries, — — — —	—	30	—	—	—	—	—
French West Indies, — — — —	25	—	182	—	12	—	—
Total, — — — —	25	30	182	—	29	—	—
Spain, — — — —	—	—	—	—	3	—	—
Teneriffe and the other Canaries, — — — —	—	—	—	—	—	—	—
Spanish West Indies, — — — —	—	—	17	—	—	—	—
Floridas and Louisiana, — — — —	—	—	—	—	—	—	—
Total, — — — —	—	—	17	—	3	—	—
Portugal, — — — —							
Madeira, — — — —							
Fayal and the other Azores, — — — —							
Cape de Verd Islands, — — — —							
Total, — — — —							
Italian Ports, — — — —							
East Indies, generally, — — — —							
West Indies, generally, — — — —							
Africa, generally, — — — —							
Northwest Coast of America, — — — —							
South Sea, — — — —							
Grand Total, — — — —	8,964	109	204	3,100	1,171	292	2,921

## STATEMENT OF EXPORTS—Continued.

WHITHER EXPORTED.	WOOD.							Total value to each Kingdom and its Dominions. Dollars.
	Frames of Houses.	Wheelbarrows.	Cornfans.	Cart Wheels.	Spinning-Wheels.	Worm Tubs.	Tubs, Pails, Dishes, &c.	
	Number.			Pairs.	Number.		Dozens.	
Sweden, - - - - -	-	-	-	-	-	-	-	42,332
Swedish West Indies, - - - - -	-	-	-	-	-	-	-	5,130
Total, - - - - -	-	-	-	-	-	-	-	47,462
Denmark and Norway, - - - - -	-	-	-	-	-	-	-	257,771
Danish West Indies, - - - - -	-	-	-	-	-	-	-	194,126
Total, - - - - -	-	-	-	-	-	-	-	451,897
United Netherlands, - - - - -	-	-	-	-	-	-	-	1,600,595
Dutch West Indies and American colonies, - - - - -	53	32	-	2	7	-	-	955,141
Cape of Good Hope, - - - - -	-	-	-	-	-	-	-	46,582
Total, - - - - -	53	32	-	2	7	-	-	2,602,318
England, Man, and Berwick, - - - - -	-	-	-	-	-	-	-	4,110,156
Scotland, - - - - -	-	-	-	-	-	-	-	258,538
Ireland, - - - - -	-	-	-	-	-	-	-	1,070,642
Gibraltar, - - - - -	-	-	-	-	-	-	-	23,465
Newfoundland and the British fisheries, - - - - -	-	-	-	-	-	-	-	46,026
British West Indies, - - - - -	1	4	-	-	-	-	-	2,144,638
British American colonies, - - - - -	-	-	-	-	-	-	36	197,403
British East Indies, - - - - -	-	-	-	-	-	-	-	31,043
Total, - - - - -	1	4	-	-	-	-	36	7,781,911
Imperial Ports of the Austrian Netherlands and Germany, - - - - -	-	-	-	-	-	-	-	67,472
Hamburg, Bremen, and other Hanse Towns, - - - - -	-	-	-	-	-	-	-	578,645
France, - - - - -	-	-	-	-	-	-	-	1,500,561
St. Pierre, Miquelon, and French fisheries, - - - - -	-	-	-	-	-	-	20	37,064
French West-Indies, - - - - -	137	-	-	4	-	2	36	3,705,918
Total, - - - - -	137	-	-	4	-	2	56	5,243,543
Spain, - - - - -	-	-	-	-	-	-	-	1,602,258
Teneriffe and other Canaries, - - - - -	-	-	-	-	-	-	-	54,149
Spanish West Indies, - - - - -	-	6	1	35	-	-	-	112,493
Floridas and Louisiana, - - - - -	-	-	-	-	-	-	-	36,544
Total, - - - - -	-	6	1	35	-	-	-	1,805,444
Portugal, - - - - -	-	-	-	-	-	-	-	724,654
Madeira, - - - - -	-	-	-	-	-	-	-	126,730
Fayal and the other Azores, - - - - -	-	-	-	-	-	-	-	95,359
Cape-de Verd Islands, - - - - -	-	-	-	-	-	-	-	30,411
Total, - - - - -	-	-	-	-	-	-	-	977,154
Italian Ports, - - - - -	-	-	-	-	-	-	-	94,124
East Indies, generally, - - - - -	-	-	-	-	-	-	-	326,183
West Indies, generally, - - - - -	-	-	-	-	-	-	-	295,102
Africa, generally, - - - - -	-	-	-	-	-	-	-	233,354
Northwest coast of America, - - - - -	-	-	-	-	-	-	-	13,147
South Sea, - - - - -	-	-	-	-	-	-	-	258
Grand Total, - - - - -	191	42	1	41	7	2	92	20,518,014

3d CONGRESS.]

No. 17.

[1st SESSION.

COMPARATIVE VIEW OF TONNAGE, DOMESTIC AND FOREIGN, FOR THE YEARS 1789,  
1790, 1791, AND 1792.

COMMUNICATED TO THE HOUSE OF REPRESENTATIVES, JANUARY 13, 1794.

The Secretary of the Treasury, pursuant to the order of the House of Representatives, of the third instant, respectfully reports the statements A. and B. herewith transmitted.

The statement A. exhibits a comparative view of the domestic and foreign tonnage, aggregately taken, according to the inward entries at the several custom houses, with an extension to the year 1789, as far as that was embraced by the regulations of the United States, and also to coasting and fishing vessels—which gives an entire view of the progress of our navigation, from the time the laws of the present Government began to operate to the end of the year 1792. It was presumed that the additional matter contained in this statement, though not within the letter, was within the general intent of the order of the House.

The statement B. is added, to present the subject more in detail for the years 1791 and 1792; the forms of the treasury not permitting the carrying this statement further back, without greater delay than would probably comport with the object of the order.

The other statement required by the order, is in a course of preparation, and is expected to be ready by the close of this or the commencement of the ensuing week;\* but, not being withing the general results of the treasury forms, and requiring recourse to a number of distinct documents, it demands more time than was requisite to the other statements; and it was imagined, that it might be more satisfactory to the House to receive them separately, than to wait for the preparation of all.

All which is humbly submitted.

ALEXANDER HAMILTON, *Secretary of the Treasury.*

TREASURY DEPARTMENT, *January 7th, 1794.*

\*See page 252.

A.

Statement exhibiting the quantum of Domestic and Foreign Tonnage entered into the United States, from the 1st of August to the 31st of December, 1789, and for the years 1790, 1791, and 1792.

	From 1st of August to 31st December, 1789.				For the year 1790.				For the year 1791.				For the year 1792.			
	United States' Ves- sels in Foreign trade.	United States' Coasting Vessels.	United States' Fishing Vessels.	Foreign Vessels.	United States' Ves- sels in Foreign trade.	United States' Coasting Vessels.	United States' Fishing Vessels.	Foreign Vessels.	United States' ves- sels in Foreign trade.	United States' Coasting Vessels.	United States' Fishing Vessels.	Foreign Vessels.	United States' Ves- sels in Foreign trade.	United States' Coasting Vessels.	United States' Fishing Vessels.	Foreign Vessels.
	Tons.				Tons.				Tons.				Tons.			
New Hampshire, . . .	5,051	909	-	978	11,487	1,215	498	2,735	10,496	1,457	629	738	11,073	1,049	843	2,437
Massachusetts, . . .	31,837	28,837	5,907	10,825	99,731	45,540	25,555	22,780	94,654	43,216	29,897	21,383	113,006	50,259	29,186	25,492
Rhode Island, . . .	-	-	-	-	10,949	5,853	1,375	403	17,033	8,397	482	689	17,448	7,717	565	601
Connecticut, . . .	5,616	5,148	613	1,195	25,907	7,088	311	3,719	18,138	7,382	332	4,694	16,522	8,636	711	3,341
New York, . . .	19,536	4,323	-	19,869	37,850	6,367	515	40,925	42,065	5,331	212	43,754	51,403	8,382	321	40,271
New Jersey, . . .	557	3,250	-	167	2,298	2,792	-	336	1,168	4,620	-	-	998	5,308	-	-
Pennsylvania, . . .	24,661	4,014	-	25,789	46,196	5,178	-	48,019	54,089	3,221	-	30,717	66,194	3,513	-	27,497
Delaware, . . .	1,332	962	-	1,626	2,436	552	-	1,547	4,282	1,288	-	2,011	3,954	1,134	-	2,506
Maryland, . . .	15,990	12,659	60	10,739	36,301	7,951	-	31,039	34,786	7,431	884	22,188	43,122	10,373	426	19,485
Virginia, . . .	12,140	7,490	-	24,768	28,293	9,712	55	55,589	33,230	10,201	72	54,410	33,240	11,677	-	59,910
North Carolina, . . .	-	-	-	-	20,666	6,547	-	11,489	23,235	7,262	-	12,429	26,994	6,969	-	15,993
South Carolina, . . .	5,385	2,080	-	9,261	15,813	3,381	33	22,583	23,928	4,848	25	31,126	22,282	4,565	-	27,837
Georgia, . . .	1,794	705	-	5,248	9,736	910	-	17,755	6,756	793	-	16,660	9,095	1,318	-	18,893
<b>Total,</b>	<b>123,949</b>	<b>70,377</b>	<b>6,680</b>	<b>110,465</b>	<b>347,663</b>	<b>103,086</b>	<b>28,342</b>	<b>258,919</b>	<b>363,810</b>	<b>105,447</b>	<b>32,533</b>	<b>240,799</b>	<b>415,331</b>	<b>120,900</b>	<b>32,052</b>	<b>244,263</b>

TREASURY DEPARTMENT, January 7, 1794.

ALEXANDER HAMILTON, Secretary of the Treasury.

B.

Statement of the Tonnage of Vessels entered into the United States during the years 1791 and 1792, designating the quantum of Domestic and Foreign Tonnage belonging to each nation.

TO WHAT NATION BELONGING.													
	United States' Vessels in foreign trade.	United States' Coasting Vessels.	United States' Fishing Vessels.	The Dominions of Great Britain.	The Dominions of France.	The Dominions of Spain.	The Dominions of Portugal.	The Dominions of United Netherlands.	The Imperial Dominions.	The Hanse Towns.	The Dominions of Denmark.	The Dominions of Sweden.	The dominions of Russia.
	Tons.	Tons.	Tons.	Tons.	Tons.	Tons.	Tons.	Tons.	Tons.	Tons.	Tons.	Tons.	Tons.
For 1791,	303,810	105,447	32,533	211,003	8,982	4,334	4,764	3,631	2,326	3,460	1,619	361	319
For 1792,	415,331	120,900	32,052	206,384	24,017	2,689	2,340	3,554	-	3,213	1,159	907	-
Total American tonnage during the year 1791,	-	-	-	-	-	-	-	-	-	-	-	501,790	Tons.
Total foreign for do.	-	-	-	-	-	-	-	-	-	-	-	240,799	742,589
Total American tonnage during the year 1792,	-	-	-	-	-	-	-	-	-	-	-	568,283	
Total foreign for do.	-	-	-	-	-	-	-	-	-	-	-	244,263	812,546
													Tons, 1,555,135

It is to be observed in the above statement, that a material difference occurs between the *tonnage entered*, and the *tonnage actually employed*, because, vessels of the United States engaged in foreign trade, and vessels belonging to European Powers, pay tonnage upon every entry into the United States; of course, if a vessel makes two voyages in a year, the aggregate of tonnage is increased in the same ratio.

TREASURY DEPARTMENT, January 7, 1794.

ALEXANDER HAMILTON, *Secretary of the Treasury.*

The Secretary of the Treasury respectfully reports to the House of Representatives, a statement of the actual tonnage employed between the United States and foreign countries for a year, ending the 30th of September, 1792; which is the statement that remained to be reported, of those required by the order of the 3d instant,

TREASURY DEPARTMENT, *January 10, 1794,*

*Statement of the actual Tonnage of American Vessels, employed in the Commerce of the United States with Foreign Nations, for one year, ending 30th September, 1792.*

NATIONS.																	
Russia.	Sweden.	Swedish West Indies.	Denmark.	Danish West Indies.	United Netherlands.	Dutch West Indies.	Cape of Good Hope.	England.	Guernsey and Jersey.	Scotland.	Ireland.	Gibraltar.	British East Indies.	British West Indies.	Newfoundland.	British American Colonies.	Imperial Ports.
Tons.	Tons.	Tons.	Tons.	Tons.	Tons.	Tons.	Tons.	Tons.	Tons.	Tons.	Tons.	Tons.	Tons.	Tons.	Tons.	Tons.	Tons.
3,049	1,036	820	2,216	10,000	10,977	50,457	495	45,986	358	3,880	9,906	759	176	4,960	97	460	1,915
Hamburg and Bremen.	France.	St. Pierre.	French West Indies.	Spain.	Teneriffe and other Canaries.	Spanish West Indies.	Floridas and Louisiana.	Portugal.	Madeira.	Fayal, and other Azores.	Cape de Verd.	China.	East Indies, generally.	West Indies, generally.	Africa, generally.	South Seas.	Total.
Tons.	Tons.	Tons.	Tons.	Tons.	Tons.	Tons.	Tons.	Tons.	Tons.	Tons.	Tons.	Tons.	Tons.	Tons.	Tons.	Tons.	Tons.
3,117	14,777	603	67,130	21,245	1,825	4,927	411	16,410	4,971	759	2,729	1,442	311	507	460	223	289,394

TREASURY DEPARTMENT, *January 10, 1794,*

ALEXANDER HAMILTON, *Secretary of the Treasury.*



3d CONGRESS.]

No. 18.

[1st Session.

## INVALID REGISTER.

COMMUNICATED TO THE HOUSE OF REPRESENTATIVES, JANUARY 29, 1794.

The Secretary of the Treasury, to whom was referred, by the House of Representatives, the petition of Thomas Jenkins and Sons, respectfully makes the following report:

It appearing, by information from the collector of New York, that the facts stated in the petition are true, and that the delay which happened beyond the time allowed by law, did not exceed ninety days, it is, in the opinion of the Secretary, reasonable that the petitioners should be relieved from the consequences which would attend the entry of the vessel without a competent register, upon the condition of their proceeding forthwith to obtain a new register on the terms prescribed by law. Some degree of inconvenience, as a motive of punctuality, ought, in most cases, to attend an omission to comply with the laws, where compliance was practicable, though there may not have been such a degree of negligence as ought to involve material suffering or loss.

The Secretary takes the occasion to remark, that the term of *ninety days*, allowed for transmitting the oaths of absent owners, is not, in all cases, sufficient. The registry may be at one and the residence of an owner at another extremity of the United States, so that accidental circumstances may sometimes render a compliance with the law impracticable. To avoid inconvenience, in such cases, to individuals and to the Legislature, it would seem advisable to prolong the term, either generally or according to distance.

All which is respectfully submitted.

ALEXANDER HAMILTON, *Secretary of the Treasury.*

TREASURY DEPARTMENT, *January 27, 1794.*

## TONNAGE FOR THE YEAR ENDING 30TH SEPTEMBER, 1792.

COMMUNICATED TO THE SENATE, FEBRUARY 18, 1794, BY LETTER FROM THE SECRETARY OF THE TREASURY.

*A Statement of the Tonnage of Vessels entered into the State of New Hampshire from Foreign Ports, between the 1st day of October, 1791, and the 30th day of September, 1792, together with the Coasting and Fishing Vessels.*

HOW EMPLOYED, OR FROM WHENCE ARRIVED.	TO WHAT NATION BELONGING.				Amount of their Na- tional Tonnage from the Dominions of each Power.	Amount of American Tonnage from the Dominions of each Power.	Tonnage built in the United States, but owned in part or wholly by foreigners.	Total of Foreign Ton- nage from each King- dom.	Total Tonnage from each Kingdom, or in the Coasting or Fish- ing Trade.
	United States.	United States and Foreign.	Great Britain.	Sweden.					
	Tons.	Tons.	Tons.	Tons.					
Coasting Vessels, - - - - -	2,021	-	-	-	-	2,021	-	2,021	
Fishing do. - - - - -	843	-	-	-	-	843	-	843	
England, Man, and Berwick, - - - - -	2,388	232	547	-	-	-	-	-	
Scotland, - - - - -	467	-	198	-	-	-	-	-	
Ireland, - - - - -	485	-	-	-	1,739	3,340	232	5,311	
British West Indies, - - - - -	-	-	994	-	-	-	-	-	
France, - - - - -	353	-	-	-	-	-	-	-	
St. Pierre, Miquelon, and Fisheries, - - - - -	75	-	-	-	-	4,402	-	4,402	
French West Indies, - - - - -	3,974	-	-	-	-	-	-	-	
Portugal, - - - - -	288	-	-	-	-	288	-	288	
Dutch West Indies and American Colonies, - - - - -	2,071	-	-	-	-	2,071	-	2,071	
Swedish West Indies, - - - - -	-	-	-	132	132	-	132	132	
Imperial Ports of the Austrian Netherlands and Germany, - - - - -	182	-	-	-	-	182	-	182	
Total,	13,147	232	1,739	132	1,871	13,147	232	15,250	

TREASURY DEPARTMENT, Revenue Office, January 21, 1794.

TENCH COXE, Commissioner of the Revenue.

*A Statement of the Tonnage of Vessels entered into the State of Massachusetts from Foreign Ports, between the 1st day of October, 1791, and the 30th day of September, 1792, together with the Coasting and Fishing Vessels.*

HOW EMPLOYED, OR FROM WHENCE ARRIVED.	TO WHAT NATION BELONGING.								Amount of their National Tonnage from the Dominions of each Power.	Amount of American Tonnage from the Dominions of each Power.	Tonnage built in the United States, but owned in part, or wholly, by foreigners.	Total of Foreign Tonnage from each Kingdom.	Total Tonnage from each Kingdom, or in the Coasting or Fishing Trade.
	U. States.	U. States & Foreign.	France.	G. Britain.	Spain.	United Netherlands.	Portugal.	Denmark.					
	Tons.	Tons.	Tons.	Tons.	Tons.	Tons.	Tons.	Tons.					
Coasting Vessels, . . . . .	52,149	.	.	131	.	.	.	.	.	52,149	.	131	52,280
Fishing do. . . . .	27,665	.	206	.	.	.	.	.	.	27,665	.	206	27,871
England, Man, and Berwick, . . . . .	14,407	.	.	1,541	.	.	.	.	.	.	.	.	.
Scotland, . . . . .	1,221	.	.	887	.	.	.	.	.	.	.	.	.
Ireland, . . . . .	2,945	.	.	545	.	.	.	.	.	.	.	.	.
Gibraltar, . . . . .	167	.	.	.	.	.	.	.	18,441	20,081	.	18,441	38,522
British West Indies, . . . . .	553	.	.	6,988	.	.	.	.	.	.	.	.	.
Newfoundland and Fisheries, . . . . .	97	.	.	434	.	.	.	.	.	.	.	.	.
British American Colonies, . . . . .	691	.	.	8,046	.	.	.	.	.	.	.	.	.
France, . . . . .	2,500	.	685	.	.	.	.	.	.	.	.	.	.
St. Pierre, Miquelon and Fisheries, . . . . .	1,145	.	108	.	.	.	.	.	1,028	37,594	.	1,028	38,622
French West Indies, . . . . .	33,949	.	235	.	.	.	.	.	.	.	.	.	.
Spain, . . . . .	8,796	.	.	316	.	.	.	.	.	.	.	.	.
Teneriffe and other Canaries, . . . . .	203	.	.	.	.	.	.	.	.	9,926	.	423	10,349
Spanish West Indies, . . . . .	927	.	.	107	.	.	.	.	.	.	.	.	.
Portugal, . . . . .	4,308	.	.	.	153	.	.	.	.	.	.	.	.
Madeira, . . . . .	731	.	.	.	.	.	.	.	.	.	.	.	.
Fayal and other Azores, . . . . .	142	.	.	.	.	.	.	.	51	6,816	.	204	7,020
Cape de Verd Islands, . . . . .	1,635	.	.	.	.	.	.	.	.	.	.	.	.
United Netherlands, . . . . .	1,610	.	.	223	.	224	.	.	.	.	.	.	.
Dutch W. Indies and American Colonies, . . . . .	18,595	.	.	164	.	281	.	.	505	20,852	.	892	21,744
Cape of Good Hope, . . . . .	647	.	.	.	.	.	.	.	.	.	.	.	.
Denmark and Norway, . . . . .	629	.	.	.	.	.	.	.	.	.	.	.	.
Danish West Indies, . . . . .	1,913	83	.	.	.	.	.	.	.	2,542	83	.	2,625
Sweden, . . . . .	930	.	.	.	.	.	.	.	.	1,100	.	.	1,100
Swedish West Indies, . . . . .	170	.	.	.	.	.	.	.	.	.	.	.	.
Imperial Ports of the Austrian Netherlands and Germany, . . . . .	294	.	.	.	.	.	.	.	.	294	.	.	294
Hamburg and Bremen, . . . . .	1,348	.	.	.	.	.	.	.	.	1,348	.	183	1,531
Russia, . . . . .	2,947	.	.	.	.	.	.	.	.	2,947	.	.	2,947
Africa, generally, . . . . .	251	.	.	.	.	.	.	.	.	251	.	.	251
West Indies, generally, . . . . .	364	.	.	.	.	.	.	.	.	364	.	.	364
Total, . . . . .	183,929	83	1,234	19,382	153	505	51	183	20,025	183,929	83	21,508	205,520

TREASURY DEPARTMENT, Revenue Office, January 21, 1794.

TENCH COXE, Commissioner of the Revenue.

*A Statement of the Tonnage of Vessels entered into the State of Rhode Island from Foreign Ports, between the 1st day of October, 1791, and the 30th day of September, 1792, together with the Coasting and Fishing Vessels.*

HOW EMPLOYED, OR FROM WHENCE ARRIVED.	TO WHAT NATION BELONGING.			Amount of their National Tonnage from the Dominions of each Power.	Amount of American Tonnage from the Dominions of each Power.	Total of Foreign Tonnage from each Kingdom.	Total Tonnage from each Kingdom, or in the coasting or fishing trade.	
	United States.	Great Britain.	Hamburg and Bremen.					
	Tons.							
Coasting vessels, - - -	9,605. <sup>4</sup> / <sub>12</sub>	-	-	-	9,605. <sup>4</sup> / <sub>12</sub>	-	9,605. <sup>4</sup> / <sub>12</sub>	
Fishing do. - - -	327.1	-	-	-	327.1	-	327.1	
British West Indies, - - -	1,300.2	346	-	} 403.1	1,300.2	403.1	1,703.3	
British American Colonies, - - -	-	57.1	-		-	-	-	-
France, - - -	212.9	-	-		-	4,105.1	-	4,105.1
French West Indies, - - -	3,792.4	-	-		-	1,088.1	71.6	1,159.7
Spain, - - -	211	-	-		-	-	-	-
Spanish West Indies, - - -	877.1	71.6	-		-	690.3	-	690.3
Madeira, - - -	164	-	-		-	4,607.11	225	4,832.11
Cape de Verd Islands, - - -	526.3	-	-		-	2,280.3	-	2,280.3
Dutch West Indies & American Colonies, - - -	4,607.11	225	-		-	80.10	-	80.10
Denmark and Norway, - - -	1,417.6	-	-		-	245.10	165.6	411.4
Danish West Indies, - - -	862.9	-	-	165.6	-	-	-	
Imperial Ports of the Austrian Netherlands and Germany, - - -	80.10	-	-	-	-	-	-	
Hamburg and Bremen, - - -	245.10	-	165.6	165.6	-	-	-	
<b>Total, - - -</b>	<b>24,330.10</b>	<b>699.7</b>	<b>165.6</b>	<b>568.7</b>	<b>24,330.10</b>	<b>865.1</b>	<b>25,195.11</b>	

TREASURY DEPARTMENT, *Revenue Office, January 21, 1794.*

TENCH COX, *Commissioner of the Revenue.*

*A Statement of the Tonnage of Vessels entered into the State of Connecticut from Foreign Ports, between the 1st day of October, 1791, and the 30th day of September, 1792, together with the Coasting and Fishing Vessels.*

HOW EMPLOYED, OR FROM WHENCE ARRIVED.	TO WHAT NATION BELONGING.				Amount of their National Tonnage from the Dominions of each Power.	Amount of American Tonnage from the dominions of each Power.	Total of Foreign Tonnage from each Kingdom.	Total tonnage from each Kingdom, or in the Coasting or Fishing trade.
	United States.	France.	Great Britain.	United Netherlands.				
	Tons.							
Coasting vessels, - - -	8,760.6	-	-	-	-	8,760.6	8,760.6	
Fishing, do. - - -	734.4	-	-	-	-	734.4	734.4	
England, Man, and Berwick, - - -	363	-	102.7	-	} 3,179.3	1,990.8	3,179.3	
Scotland, - - -	-	-	120.4	-		-	-	-
Ireland, - - -	358	-	-	-		-	-	-
British West Indies, - - -	1,269.8	-	2,733.6	-		-	-	5,169.11
Newfoundland, and fisheries, - - -	-	-	32.7	-		-	-	-
British American Colonies, - - -	-	-	190.3	-		-	-	-
France, - - -	-	31.1	-	-		31.1	5,073.11	31.1
French West Indies, - - -	5,073.11	-	-	-		-	417.8	417.8
Spanish West Indies, - - -	417.8	-	-	-		-	176	176
Portugal, - - -	176	-	-	-		-	-	-
Dutch West Indies and American Colonies, - - -	7,584.9	-	359.2	159.3	159.3	7,584.9	8,103.2	
Danish West Indies, - - -	1,630.2	-	-	-	-	1,630.2	1,630.2	
Swedish West Indies, - - -	80.6	-	-	-	-	80.6	80.6	
<b>Total, - - -</b>	<b>26,448.<sup>6</sup>/<sub>12</sub></b>	<b>31.<sup>1</sup>/<sub>12</sub></b>	<b>3,538.<sup>5</sup>/<sub>12</sub></b>	<b>159.<sup>3</sup>/<sub>12</sub></b>	<b>3,369.<sup>7</sup>/<sub>12</sub></b>	<b>26,448.<sup>6</sup>/<sub>12</sub></b>	<b>30,177.<sup>3</sup>/<sub>12</sub></b>	

TREASURY DEPARTMENT, *Revenue Office, January 21, 1794.*

TENCH COXE, *Commissioner of the Revenue.*

*A Statement of the Tonnage of Vessels entered into the State of New York, from Foreign Ports, between the 1st day of October, 1791, and the 30th day of September, 1792, together with the Coasting and Fishing Vessels.*

1794.]

HOW EMPLOYED, OR FROM WHENCE ARRIVED.	TO WHAT NATION BELONGING.						Amount of their National Tonnage from the dominions of each Power.	Amount of American Tonnage from the dominions of each Power.	Total of Foreign Tonnage from each Kingdom.	Total Tonnage from each Kingdom, or in the Coasting or Fishing Trade.
	United States.	France.	Great Britain.	Spain.	United Netherlands.	Portugal.				
	Tons.	Tons.	Tons.	Tons.	Tons.	Tons.				
Coasting vessels, - - - - -	11,542 $\frac{1}{4}$	-	327	-	-	-	-	11,542 $\frac{1}{4}$	327	11,869 $\frac{1}{4}$
Fishing vessels, - - - - -	150	-	-	-	-	-	-	150	-	150
England, Man, and Berwick, - - - - -	11,867 $\frac{3}{4}$	-	8,367 $\frac{1}{4}$	-	-	-	-	-	-	-
Guernsey, Jersey, Sark, and Alderney, - - - - -	358 $\frac{3}{4}$	-	-	-	-	-	-	-	-	-
Scotland, - - - - -	574 $\frac{1}{2}$	-	1,823 $\frac{1}{2}$	-	-	-	-	-	-	-
Ireland, - - - - -	1,857 $\frac{1}{2}$	-	1,971 $\frac{1}{2}$	-	-	-	-	-	-	-
Gibraltar, - - - - -	211 $\frac{3}{4}$	-	365 $\frac{1}{4}$	-	-	-	-	35,605 $\frac{1}{4}$	15,438	35,605 $\frac{1}{4}$
British West Indies, - - - - -	518 $\frac{3}{4}$	-	16,114	-	-	-	-	-	-	51,043 $\frac{1}{4}$
Newfoundland and Fisheries, - - - - -	-	-	1,612 $\frac{3}{4}$	-	-	-	-	-	-	-
British American Colonies, - - - - -	49 $\frac{1}{4}$	-	5,350 $\frac{3}{4}$	-	-	-	-	-	-	-
France, - - - - -	694 $\frac{1}{2}$	2,383 $\frac{1}{4}$	207 $\frac{3}{4}$	-	-	-	-	-	-	-
St. Pierre, Miquelon, and Fisheries, - - - - -	204 $\frac{1}{4}$	-	-	-	-	-	2,483 $\frac{3}{4}$	6,987 $\frac{1}{2}$	2,911 $\frac{1}{2}$	9,899
French West Indies, - - - - -	6,088 $\frac{3}{4}$	100 $\frac{1}{2}$	220	-	-	-	-	-	-	-
Spain, - - - - -	1,839 $\frac{1}{2}$	-	644 $\frac{1}{2}$	-	-	-	-	-	-	-
Teneriffe and other Canaries, - - - - -	1,026 $\frac{1}{4}$	-	-	-	-	-	-	-	142	-
Spanish West Indies, - - - - -	595	-	330	186	-	-	399 $\frac{1}{4}$	3,593 $\frac{5}{8}$	1,515 $\frac{1}{2}$	5,109 $\frac{1}{4}$
Floridas and Louisiana, - - - - -	133	-	-	213 $\frac{1}{2}$	-	-	-	-	-	-
Portugal, - - - - -	2,725	-	762 $\frac{1}{2}$	-	-	535 $\frac{3}{4}$	-	-	-	-
Madeira, - - - - -	2,032 $\frac{3}{4}$	-	122 $\frac{1}{2}$	-	-	321	1,065	5,880 $\frac{1}{2}$	1,950	7,830 $\frac{1}{2}$
Fayal and other Azores, - - - - -	606 $\frac{1}{4}$	-	-	-	-	208 $\frac{1}{4}$	-	-	-	-
Cape de Verd Islands, - - - - -	516 $\frac{1}{2}$	-	-	-	-	-	-	-	-	-
United Netherlands, - - - - -	3,079	-	-	-	134	-	-	-	-	-
Dutch West Indies and American Colonies, - - - - -	6,892	-	567	-	417	-	551	9,971	1,118	11,089
Denmark and Norway, - - - - -	341	-	-	-	-	-	-	-	-	-
Danish West Indies, - - - - -	2,100 $\frac{1}{4}$	-	-	-	-	-	-	2,441 $\frac{1}{4}$	-	2,441 $\frac{1}{4}$
Sweden, - - - - -	199	-	-	-	-	-	-	199	-	199
China, - - - - -	1,101 $\frac{1}{2}$	-	-	-	-	-	-	1,101 $\frac{1}{2}$	-	1,101 $\frac{1}{2}$
Imperial ports of the Austrian Netherlands & Germany, - - - - -	341 $\frac{1}{4}$	-	-	-	-	-	-	341 $\frac{1}{4}$	-	341 $\frac{1}{4}$
Hamburg and Bremen, - - - - -	500 $\frac{3}{4}$	-	-	-	-	-	-	500 $\frac{3}{4}$	-	500 $\frac{3}{4}$
Russia, - - - - -	772	-	-	-	-	-	-	772	-	772
Italian Ports, - - - - -	-	-	431	-	-	-	-	-	431	431
Africa, generally, - - - - -	-	-	307 $\frac{3}{4}$	-	-	-	-	-	307 $\frac{3}{4}$	307 $\frac{3}{4}$
South Seas, - - - - -	223	-	-	-	-	-	-	223	-	223
<b>Total, - - - - -</b>	<b>59,141<math>\frac{3}{4}</math></b>	<b>2,483<math>\frac{3}{4}</math></b>	<b>39,525</b>	<b>399<math>\frac{1}{4}</math></b>	<b>551</b>	<b>1,207</b>	<b>40,104<math>\frac{1}{4}</math></b>	<b>59,141<math>\frac{3}{4}</math></b>	<b>44,166</b>	<b>103,307<math>\frac{3}{4}</math></b>

TONNAGE FOR THE YEAR, 1792.

*A Statement of the Tonnage of Vessels entered into the State of New Jersey from Foreign Ports, between the 1st of October, 1791, and the 30th day of September, 1792, together with the Coasting and Fishing Vessels.*

HOW EMPLOYED, OR FROM WHENCE ARRIVED.	TO WHAT NATION BELONGING.	
	United States. Tons.	Amount of American Tonnage from the Dominions of each Power.
Coasting Vessels, French West Indies, Portugal, Dutch West Indies and American Colonies, Danish West Indies,	4,539 242 245 237 96	4,539 242 245 237 96
Total,	5,359	5,359
		Total Tonnage from each Kingdom, or in the Coasting or Fishing trade.
		4,539 242 245 237 96

TREASURY DEPARTMENT, Revenue Office, January 21, 1794.

TENCH COXE, Commissioner of the Revenue.

*A Statement of the Tonnage of Vessels entered into the State of Pennsylvania from Foreign Ports, between the 1st day of October, 1791, and the 30th day of September, 1792, together with the Coasting and Fishing Vessels.*

HOW EMPLOYED, OR FROM WHENCE ARRIVED.	TO WHAT NATION BELONGING.									Amt of their National Tonnage from the Dominions of each Power.	Amt of American Tonnage from the Dominions of each Power.	Tonnage built in the United States, but owned in part or wholly by Foreigners.	Total of Foreign Tonnage from each Kingdom.	Total Tonnage from each Kingdom, or in the Coasting or Fishing Trade.
	United States.	United States and Foreign.	France.	Great Britain.	Spain.	United Netherlands.	Portugal.	Denmark.	Sweden.					
Coasting Vessels, -	8,734.0										8,734.0			8,734.0
England, Man, & Berwick,	7,805.4			4,055.8										
Scotland,	588.0													
Ireland,	2,044.8			234.0										
British East Indies,	176.6										18,875.8			29,644.0
British West Indies,	78.0		50.6	13,008.9	25.4									
Newfoundland & Fisheries,				148.4										
British American Colonies,				1,428.11										
France,	6,943.2		1,100.6	251.0							2,359.5			22,156.8
French West Indies,	11,919.3	92.4	1,258.11	591.6										
Spain,	8,438.9		186.6	561.2	152									
Teneriffe & other Canaries,	545.8										863.1			12,754.4
Ivica, Majorca, & Minorca,				202.6										
Honduras, Campeachy, and Musquito,				363.7										
Spanish West Indies,	768.9			210.0	231.4	223.4								
Floridas and Louisiana,	189.4		201.8		479.9									
Portugal,	4,461.8			554.0			663							
Madeira,	868.0									663			1,358.4	7,114.6
Fayal and other Azores,	426.6				144.4									
United Netherlands,	1,246.0					126								
Dutch West Indies and American Colonies,	4,268.9			471.6							476.4			6,532.3
Cape of Good Hope,	69.8													
Denmark and Norway,	204.0										82			3,796.11
Danish West Indies,	3,297.5			213.6										220.4
Swedish West Indies,	146.0										74.4			341.6
China,	341.6													
Imperial Ports of the Austrian Netherlands and Germany,	524.0													524.0
Hamburg and Bremen,	829.10													829.10
Russia,	156.0													156.0
Africa, generally,				85.4										85.4
East Indies, generally,	311.0													311.0
Total,	65,381.9	92.4	2,798.1	22,379.9	1,029.9	699.8	663	82	74.4		23,393.10	65,381.9	92.4	27,726.7

TREASURY DEPARTMENT, Revenue Office, January 21, 1794.

TENCH COXE, Commissioner of the Revenue.

*A Statement of the Tonnage of Vessels entered into the State of Delaware from Foreign Ports, between the first day of October, 1791, and the 30th day of September, 1792, together with the Coasting and Fishing Vessels.*

HOW EMPLOYED, OR FROM WHENCE ARRIVED.	TO WHAT NATION BELONGING.			Amount of their National Tonnage from the Dominions of each Power.	Amount of American Tonnage from the Dominions of each Power.	Total of Foreign Tonnage from each Kingdom.	Total Tonnage from each Kingdom, or in the Coasting or Fishing Trade.
	United States.	Great Britain.	Spain.				
Coasting Vessels, England, Man, and Berwick, - - - - -	1,146 <sup>3</sup> / <sub>5</sub>	-	-	-	-	-	1,146 <sup>3</sup> / <sub>5</sub>
Ireland, - - - - -	2,517 <sup>3</sup> / <sub>5</sub>	1,448	-	-	-	-	4,867 <sup>3</sup> / <sub>5</sub>
British West Indies, - - - - -	911 <sup>3</sup> / <sub>5</sub>	724	-	-	-	-	1,054
French West Indies, - - - - -	697	142 <sup>3</sup> / <sub>5</sub>	-	-	-	-	697
Dutch West Indies and American Colonies, - - - - -	-	-	-	-	-	-	-
<b>Total,</b> - - - - -	5,272 <sup>3</sup> / <sub>5</sub>	2,314 <sup>3</sup> / <sub>5</sub>	178	2,172	2,350	2,492 <sup>3</sup> / <sub>5</sub>	7,764 <sup>3</sup> / <sub>5</sub>

TREASURY DEPARTMENT, Revenue Office, January 21, 1794. TENCH COXE, Commissioner of the Revenue.

*A Statement of the Tonnage of Vessels entered into the State of Maryland from Foreign Ports, between the first day of October, 1791, and the 30th day of September, 1792, together with the Coasting and Fishing Vessels.*

HOW EMPLOYED, OR FROM WHENCE ARRIVED.	TO WHAT NATION BELONGING.							Amount of their National Tonnage from the Dominions of each Power.	Amount of American Tonnage from the Dominions of each Power.	Total of Foreign Tonnage from each Kingdom.	Total Tonnage from each Kingdom, or in the Coasting or Fishing Trade.	
	United States.	France.	Great Britain.	Spain.	United Netherlands.	Portugal.	Hamburg and Bremen.					Sweden.
Coasting Vessels, - - - - -	12,125.42	-	-	-	-	-	-	-	12,125.42	-	12,125.42	
Fishing do. - - - - -	773.70	-	-	-	-	-	-	-	773.70	-	773.70	
England, Man, and Berwick, - - - - -	7,485	-	3,393.55	-	-	-	-	-	-	-	-	
Scotland, - - - - -	627	-	1,195.79	-	-	-	-	-	-	-	-	
Ireland, - - - - -	961.47	-	848.70	-	-	-	-	-	13,074.61	9,804	13,226.13	
Gibraltar, - - - - -	495	-	-	-	-	-	-	-	-	-	-	
British West Indies, - - - - -	144.47	-	7,271.47	-	151.47	-	-	-	-	-	-	
British American Colonies, - - - - -	91	-	365	-	-	-	-	-	-	-	-	
France, - - - - -	3,089	1,516	-	-	-	-	-	-	2,564.24	11,878.17	2,564.24	
French West Indies, - - - - -	8,569.17	1,048.24	-	-	-	-	-	-	-	-	-	
Bourbon and Mauritius, - - - - -	220	-	-	-	-	-	-	-	-	-	-	
Spain, - - - - -	1,805	-	239	-	-	160	-	-	208.70	2,677	946.70	
Teneriffe and other Canaries, - - - - -	306	-	150.47	-	-	188.47	-	-	-	-	3,623.70	
Spanish West Indies, - - - - -	566	-	-	114.70	-	-	-	-	-	-	-	
Floridas and Louisiana, - - - - -	-	-	-	94	-	-	-	-	394	3,043.47	1,073.70	
Portugal, - - - - -	3,043.47	-	376.70	-	-	394	-	-	-	-	4,117.22	
Cape de Verd Islands, - - - - -	-	-	303	-	-	-	-	-	394	3,043.47	1,073.70	
United Netherlands, - - - - -	3,712.70	-	614	-	54	147	-	-	905.47	7,759.4	2,354.47	
Dutch W. I. and Am. Colonies, - - - - -	4,046.29	92	668	-	364	-	-	-	-	-	10,113.51	
Danish West Indies, - - - - -	614.63	-	-	-	-	-	-	-	785	1,108	1,893	
Hamburg and Bremen, - - - - -	1,108	-	-	-	-	785	-	-	-	139	139	
Africa, generally, - - - - -	139	-	-	-	-	-	-	-	-	211	211	
West Indies, generally, - - - - -	211	-	-	-	-	-	-	-	-	53.63	53.63	
Uncertain, - - - - -	53.63	-	-	-	-	-	-	-	-	-	-	
<b>Total,</b> - - - - -	50,186.10	2,656.24	15,425.55	208.70	1,057	742.47	785	75	17,932.12	50,186.10	20,950.24	71,136.80

TREASURY DEPARTMENT, Revenue Office, January 21, 1794.

TENCH COXE, Commissioner of the Revenue.

*A Statement of the Tonnage of Vessels entered into the State of Virginia from Foreign Ports, between the 1st day of October, 1791, and the 30th day of September, 1792, together with the Coasting and Fishing Vessels.*

HOW EMPLOYED, OR FROM WHENCE ARRIVED.	TO WHAT NATION BELONGING.						Amount of their National Tonnage from the dominions of each Power.	Amount of American Tonnage from the dominions of each Power.	Total of foreign tonnage from each kingdom.	Total Tonnage from each kingdom, or in the coasting or fishing trade.
	United States.	France.	Great Britain.	Spain.	United Netherlands.	Sweden.				
	Tons.									
Coasting vessels, England, Man, and Berwick, Guernsey, Jersey, Sark, and Alderney, Scotland, Ireland, British West Indies, Newfoundland and fisheries, British American Colonies	16,187.05 9,231.27 450 815		15,348.56 3,159 4,304.13 2,267.41 20,554.81				46,349.61	10,777.79	46,349.61	57,127.45
France, French West Indies, Spain, Teneriffe and other Canaries, Ivice, Majorca, and Minorca, Spanish West Indies, Portugal, Madeira, United Netherlands, Dutch West Indies and American Colonies, Danish West Indies, Swedish West Indies, Hamburg and Bremen, Uncertain,	281.52 2,248.48 3,879.80 2,382.44 95 237.47 1,945.87 1,068.71 727 3,704.24 714.91 64 345 1,132.47	7,324.86 1,259.81 807.49 85	801.24 242 1,315 205.63 275.24 1,039.78 980.29 435.47 714.71 64.63 436.47	305 58.47	153	363.47				
Total,	45,510. <sup>82</sup> / <sub>100</sub>	10,591.26	52,860.32	363.47	153	90	55,387.85	45,510.53	64,058.10	109,568. <sup>82</sup> / <sub>100</sub>

TREASURY DEPARTMENT, Revenue Office, January 21, 1794.

TENCH COXE, Commissioner of the Revenue.



*A Statement of the Tonnage of Vessels entered into the State of North Carolina, from Foreign Ports, between the 1st day of October, 1791, and the 30th day of September, 1792, together with the Coasting and Fishing Vessels.*

HOW EMPLOYED, OR FROM WHENCE ARRIVED.	TO WHAT NATION BELONGING.						Amount of their national Tonnage from the dominions of each Power.	Amount of American Tonnage from the dominions of each Power.	Total of Foreign Tonnage from each Kingdom.	Total Tonnage from each Kingdom, or in the Coasting or Fishing Trade.
	United States.	France.	Great Britain.	Portugal.	Denmark.	Sweden.				
	Tons.	Tons.	Tons.	Tons.	Tons.	Tons.				
Coasting Vessels, - - - - -	9,853.76	-	38	-	-	-	-	9,853.76	38	9,891.76
England, Man, and Berwick, - - - - -	719.49	-	661.10	-	-	-	-	-	-	-
Scotland, - - - - -	711.87	-	1,134	-	-	-	-	-	-	-
Ireland, - - - - -	135	-	-	-	-	-	11,796.53	1,896.55	11,796.53	13,693.13
British West Indies, - - - - -	330.14	-	9,718.13	-	-	-	-	-	-	-
British American Colonies, - - - - -	-	-	283.30	-	-	-	-	-	-	-
France, - - - - -	80.24	508.19	-	-	-	-	549.19	7,998.3	549.19	8,547.22
French West Indies, - - - - -	7,917.74	41	-	-	-	-	-	-	-	-
Spain, - - - - -	324.32	-	214	-	-	-	-	383.32	214	597.32
Spanish West Indies, - - - - -	59	-	-	-	-	-	-	-	-	-
Portugal, - - - - -	444.31	-	-	125.15	-	-	-	-	-	-
Madeira, - - - - -	317	-	-	-	-	-	125.15	813.31	125.15	938.46
Cape de Verd Islands, - - - - -	52	-	-	-	-	-	-	-	-	-
United Netherlands, - - - - -	152.30	-	129.41	-	-	-	-	-	-	-
Dutch West Indies and American Colonies, - - - - -	9,605.66	-	449	-	-	136.59	136.59	9,758.1	715.5	10,473.6
Danish West Indies, - - - - -	2,107.86	-	-	-	82.60	-	82.60	2,107.86	82.60	2,190.51
Swedish West Indies, - - - - -	358.33	-	-	-	-	136.59	136.59	358.33	136.59	494.92
Africa, generally, - - - - -	-	-	82.58	-	-	-	-	-	82.58	82.58
Total, - - - - -	33,169 $\frac{3}{8}$	549 $\frac{19}{8}$	12,709 $\frac{57}{8}$	125 $\frac{15}{8}$	82.60	272.23	12,826.75	33,169.32	13,739.79	46,909 $\frac{19}{8}$

TREASURY DEPARTMENT, Revenue Office, January 21, 1794.

TENCH COXE, Commissioner of the Revenue.

A Statement of the Tonnage of Vessels entered into the State of South Carolina from Foreign Ports, between the 1st day of October, 1791, and the 30th day of September, 1792, together with the Coasting and Fishing Vessels.

HOW EMPLOYED, OR FROM WHENCE ARRIVED.	TO WHAT NATION BELONGING.								Amount of their National Tonnage from the Dominions of each Power.	Amount of American Tonnage from the Dominions of each Power.	Total of Foreign Tonnage from each Kingdom.	Total Tonnage from each Kingdom, or in the Coasting or Fishing Trade.									
	United States.	France.	Great Britain.	Spain.	Portugal.	Hamburg and Bremen	Denmark.	Sweden.													
	Tons.	Tons.	Tons.	Tons.	Tons.	Tons.	Tons.	Tons.													
Coasting Vessels, . . . . .	8,438	.	.	.	.	408	.	.	}	8,438	.	.									
England, Man, and Berwick, . . . . .	5,072	.	7,455	.	.	.	.	.		}	.	.	.								
Guernsey, Jersey, Sark, and Alderney, . . . . .	.	.	365	.	.	.	.	.			}	.	.	.							
Scotland, . . . . .	.	.	1,072	.	.	.	.	.				}	.	.	.						
Ireland, . . . . .	662	.	870	.	.	.	.	.					}	20,479	6,352	21,018					
Gibraltar, . . . . .	214	.	.	.	.	.	.	.						}	.	.	.				
British West Indies, . . . . .	404	.	10,717	.	.	.	.	.							}	.	.	.			
France, . . . . .	1,068	1,705	.	.	.	.	.	.								}	2,751	7,875	4,206		
French West Indies, . . . . .	6,807	1,046	452	.	.	.	.	.									}	.	.	12,081	
Spain, . . . . .	56	.	406	174	56	.	.	.										}	.	.	.
Teneriffe and other Canaries, . . . . .	.	.	.	.	.	277	.	.											}	.	.
Honduras, Campeachy, and Musquito, . . . . .	.	.	134	.	.	.	.	.	}											613	1,128
Spanish West Indies, . . . . .	983	.	78	.	.	.	.	.		}										.	.
Floridas and Louisiana, . . . . .	89	.	73	439	.	.	.	.			}									.	.
Portugal, . . . . .	682	.	396	.	.	624	.	.				}								.	821
Madeira, . . . . .	139	.	256	.	.	.	.	.					}							.	.
United Netherlands, . . . . .	1,169	.	.	.	.	355	.	.						}						.	2,492
Dutch West Indies and American Colonies, . . . . .	1,323	.	183	.	.	.	.	152							}					.	.
Denmark and Norway, . . . . .	.	.	.	.	.	.	253	.								}				253	233
Danish West Indies, . . . . .	233	.	65	.	.	.	.	.									}			.	675
Imperial Ports of the Austrian Netherlands and Germany, . . . . .	675	.	175	.	.	.	.	.										}		1,929	268
Hamburg and Bremen, . . . . .	268	.	.	.	.	1,929	152	.											}	.	.
Prussia and Emden, . . . . .	.	.	.	.	.	.	.	148	}											.	.
<b>Total,</b>	<b>28,282</b>	<b>2,751</b>	<b>22,697</b>	<b>613</b>	<b>56</b>	<b>4,727</b>	<b>405</b>	<b>300</b>		<b>26,025</b>										<b>28,282</b>	<b>31,549</b>

*A Statement of the Tonnage of Vessels entered into the State of Georgia from Foreign Ports, between the 1st day of October, 1791, and the 30th September, 1792, together with the Coasting and Fishing Vessels.*

HOW EMPLOYED, OR FROM WHENCE ARRIVED.	TO WHAT NATION BELONGING.				Amount of their National Tonnage from the Dominions of each Power.	Amount of American Tonnage from the Dominions of each Power.	Total of Foreign Tonnage from each Kingdom.	Total Tonnage from each Kingdom, or in the Coasting or Fishing Trade.
	United States.	France.	Great Britain.	Spain.				
	Tons.	Tons.	Tons.	Tons.				
Coasting Vessels, . . . . .	2,326	.	.	.	.	2,326	.	2,326
England, Man, and Berwick, . . . . .	232	.	3,245	.	.	.	.	.
British West Indies, . . . . .	84	.	11,760	109	15,428	316	15,537	15,853
British American Colonies, . . . . .	.	.	423	.	.	.	.	.
France, . . . . .	.	984	.	.	.	984	984	3,548
French West Indies, . . . . .	2,564	.	.	.	.	2,564	984	3,548
Floridas and Louisiana, . . . . .	.	.	.	97	97	.	97	97
United Netherlands, . . . . .	201	.	.	.	.	.	.	.
Dutch West Indies and Am. Colonies, . . . . .	2,691	.	447	.	.	2,892	447	3,339
Danish West Indies, . . . . .	742	.	80	.	.	742	80	822
Swedish West Indies, . . . . .	148	.	.	.	.	148	.	148
Africa, generally, . . . . .	180	371	448	.	.	180	819	999
Total, . . . . .	9,168	1,355	16,403	206	16,509	9,168	17,964	27,132

TREASURY DEPARTMENT, *Revenue Office, January 21, 1794.*

TENCH COXE, *Commissioner of the Revenue.*

A Statement of the Tonnage of Vessels entered into the Ports of the United States from Foreign Ports, between Oct. 1, 1791, and Sept. 30, 1792, together with the Coasting and Fishing Vessels.

HOW EMPLOYED, OR FROM WHENCE ARRIVED.	TO WHAT NATION BELONGING.										Amount of their National Tonnage from the Dominions of each Power.	Am't of American Tonnage from the Dominions of each Power.	Tonnage built in the U. States, but owned in part or wholly by foreigners.	Total of Foreign Tonnage from each Kingdom.	Total Tonnage from each Kingdom, or in the Coast'g or Fishing Trade.
	United States.	U. States & Foreign.	France.	Great Britain.	Spain.	United Netherlands.	Portugal.	Hamburg & Bremen.	Denmark.	Sweden.					
	Tons.														
Coasting vessels, - - -	147,425	-	-	496	-	-	-	-	-	-	-	147,425	-	496	147,921
Fishing vessels, - - -	30,492	-	206	-	-	-	-	-	-	-	-	30,492	-	206	30,698
England, Man, and Berwick, - - -	59,569	232	-	44,714	178	-	-	408	-	-	-	-	-	-	-
Guernsey, Jersey, Sark, and Alderney, - - -	358	-	-	3,524	-	-	-	-	-	-	-	-	-	-	-
Scotland, - - -	4,638	-	-	10,733	-	-	-	-	-	-	-	-	-	-	-
Ireland, - - -	12,779	-	-	8,183	-	-	-	-	-	-	-	-	-	-	-
Gibraltar, - - -	1,087	-	-	365	-	-	-	-	-	-	-	-	-	-	-
British East Indies, - - -	176	-	-	-	-	-	-	-	-	-	-	187,529	232	188,581	273,309
British West Indies, - - -	4,961	-	50	100,927	134	151	-	131	-	-	-	-	-	-	-
Newfoundland and Fisheries, - - -	97	-	-	2,463	-	-	-	-	-	-	-	-	-	-	-
British American Colonies, - - -	831	-	-	16,620	-	-	-	-	-	-	-	-	-	-	-
France, - - -	17,287	-	16,236	1,259	-	-	-	1,003	-	-	-	-	-	-	-
St. Pierre, Miquelon, and Fisheries, - - -	1,424	-	108	-	-	-	-	-	-	-	-	21,331	92	25,240	139,947
French West Indies, - - -	95,684	92	4,987	1,647	-	-	-	-	-	-	-	114,615	-	-	-
Bourbon and Mauritius, - - -	220	-	-	-	-	-	-	-	-	-	-	-	-	-	-
Spain, - - -	23,851	-	998	3,695	631	-	216	-	-	-	-	-	-	-	-
Teneriffe and other Canaries, - - -	2,175	-	-	150	-	153	330	277	-	-	-	-	-	-	-
Ivica, Majorca, and Minorca, - - -	-	-	-	407	-	-	-	-	-	-	-	-	-	-	-
Honduras, Campeachy, and Musquito, - - -	-	-	-	497	-	-	-	-	-	-	-	2,542	-	10,913	42,779
Spanish West Indies, - - -	5,429	-	85	1,071	589	223	-	-	-	-	-	-	-	-	-
Floridas and Louisiana, - - -	411	-	201	73	1,322	-	-	-	-	-	-	-	-	-	-
Portugal, - - -	18,317	-	-	3,127	153	-	1,717	624	-	-	-	-	-	-	-
Madeira, - - -	5,319	-	-	1,358	-	-	321	-	-	-	-	-	-	-	-
Fayal and other Azores, - - -	1,174	-	-	-	141	-	208	-	-	-	-	2,297	-	8,003	35,542
Cape de Verd Islands, - - -	2,729	-	-	303	-	-	51	-	-	-	-	-	-	-	-
United Netherlands, - - -	11,896	-	-	1,401	-	1,025	-	355	-	-	-	-	-	-	-
Dutch West Indies and American Colonies, - - -	66,320	-	92	4,247	-	1,571	-	-	-	-	-	2,596	-	9,054	87,986
Cape of Good Hope, - - -	716	-	-	-	-	-	-	-	-	-	-	-	-	-	-
Denmark and Norway, - - -	2,591	-	-	-	-	-	-	-	253	-	-	417	83	839	17,821
Danish West Indies, - - -	14,308	83	-	422	-	-	-	-	164	-	-	-	-	-	-
Sweden, - - -	1,129	-	-	-	-	-	-	-	-	-	-	-	-	-	-
Swedish West Indies, - - -	966	-	-	-	-	-	-	-	-	132	-	432	-	432	2,527
China, - - -	1,442	-	-	-	-	-	-	-	-	300	-	-	-	-	-
Imp'l Ports of Austrian Netherl'ds & Germany, - - -	2,096	-	-	175	-	-	-	-	-	-	-	1,442	-	-	1,442
Hamburg and Bremen, - - -	4,643	-	-	436	-	-	-	2,879	-	-	-	2,096	-	175	2,271
Russia, - - -	3,875	-	-	-	-	-	-	-	335	-	-	2,879	-	3,650	8,293
Prussia and Emden, - - -	-	-	-	-	-	-	-	-	-	-	-	-	-	-	-
Italian Ports, - - -	-	-	-	431	-	-	-	-	-	-	-	-	-	148	148
Africa, generally, - - -	570	-	371	922	-	-	-	-	-	-	-	-	-	431	431
West Indies, generally, - - -	575	-	-	-	-	-	-	-	-	-	-	570	-	1,293	1,863
East Indies, generally, - - -	311	-	-	-	-	-	-	-	-	-	-	575	-	-	575
Uncertain, - - -	1,185	-	1,114	-	-	-	-	-	-	-	-	311	-	-	311
South Seas, - - -	223	-	-	-	-	-	-	-	-	-	-	1,185	-	-	2,399
Total, - - -	549,279	407	24,443	209,646	3,148	3,123	2,843	5,677	752	943	230,023	549,279	407	250,575	800,261

3d CONGRESS.]

No. 20.

[1st Session.]

## LIGHT-HOUSE ON THE COAST OF NORTH CAROLINA.

COMMUNICATED TO THE SENATE, FEBRUARY 22, 1794.

The Secretary of the Treasury, pursuant to the order of the Senate of the 28th of March, 1792, "directing the Secretary of the Treasury to inquire into and report to Congress at their next session, the expediency of erecting a light-house on Occracock island, or elsewhere, near the entrance of Occracock inlet, and an estimate of the probable expense," respectfully makes the following report:

Upon receipt of that order, he instructed the Commissioner of the revenue, (who is charged with the immediate care of that branch of the treasury business, which respects light-house establishments,) to make the proper inquiries concerning the subject of it. But, having for a long time entertained an opinion that a light-house on some part of Cape Hatteras, would be an establishment of very general utility to the navigation of the United States, he judged it a fit occasion to unite with an examination of the scene indicated by the order, an examination of the situations on the Cape adapted to a light-house, and of such other circumstances as were necessary to be attended to, in forming a judgment of the practicability and expediency of erecting and maintaining a light-house on the Cape. And accordingly he charged the commissioner with the collateral inquiry likewise.

The result of the investigation on both points, is herewith presented in a letter from the commissioner, dated the 27th of January last, accompanied with an estimate of the expense of such an erection as appears eligible within the scene designated by the order.

It is submitted as the opinion of the Secretary, that it would be advisable as well to erect a light-house, of the first rate, on Cape Hatteras, (the requisite cession being previously obtained for the purpose) as to establish a beacon of the kind described in the estimate on the land ceded by the State of North Carolina, for the site of a light-house. All which is respectfully submitted.

ALEXANDER HAMILTON, *Secretary of the Treasury.*TREASURY DEPARTMENT, *February 20, 1794.*TREASURY DEPARTMENT, *Revenue Office, January 27, 1794.*

SIR:

I have the honor to communicate to you, the result of the inquiry into "the expediency of erecting a light-house on Occracock island, or elsewhere near the entrance of Occracock inlet, and an estimate of the probable expense," pursuant to the order of the Senate of the 28th of March, 1792.

The necessary examinations were directed to be made, in North Carolina, in time to have produced the information on which a report could have been transmitted to the Senate, in the session subsequent to that in which their order was made. But the difficulty of procuring a competent inspector, is represented as the cause of the delay, until June last; and the sickness and death of the collector of Edenton, who had been empowered to procure an inspector, increased the impediments.

Two ideas prevail upon the subject of a new light on that part of the sea coast. *First*, that a small wooden light-house or beacon, should be erected upon the land ceded by the State of North Carolina for the site of a light-house, which, it is supposed, could be effected for the sum of one thousand five hundred dollars, per estimate A: and, *Secondly*, that a stone light-house, of the first rate, should rather be erected upon the head land, or Cape of Hatteras, which, considering former precedents, and the enhanced rates of wages and materials, would probably cost twenty thousand dollars.

The inducements which occur in favor of erecting the smaller light-house, first mentioned, are, that it is the position which was indicated by the Legislature of the State, and by the traders of the vicinity; that it will be useful to vessels which make Occracock inlet late in the afternoon, or in the night, and that it can be effected at the least expense of the two buildings, towards which the inquiry necessarily turns.

The inducements to the erection of the larger light-house, are, 1st. The peculiarly dangerous nature of the navigation on that coast, by reason of the numerous shoals, and the frequency and suddenness of gales and tempests. 2d. The accommodation it will afford to the vessels which are bound to the several inlets of Pampticoe and Albemarle sounds, including that of Occracock. 3d. The accommodation to the numerous rich and increasing coasters, which ply between the States lying north and those lying south of Hatteras; and, lastly, to the numerous vessels trading with the European settlements in the West India islands, and on the American continent, to the southward of our territory, and to those employed in the transatlantic trade of the Southern States.

The traders of North Carolina, so far as could be ascertained, prefer at this time the erection of the light-house on Cape Hatteras. It is therefore probable, that it would appear most expedient to the State, were a comparison to be made; and it may be observed, that, in appropriating the national funds, Congress will, of course, have occasion to consider, in connection with local circumstances, those which apply to the accommodation and security of the national commerce. To these considerations the Legislature of North Carolina could not have been particularly led in making an appropriation of their own funds.

Particular attention was directed to the nature of the ground on which either light-house would be erected, in case the Legislature should determine to authorize the building. It appears that both situations afford very good foundations, without the least appearance of quicksands.

In regard to the *general expediency* of erecting a light-house in some part of the scene contemplated in the order of the Senate, the affirmative opinion is supported by the reasons already suggested in the two paragraphs of the preceding comparison. To those it may be added, that a profitable despatch in time of peace, and safety in time of war, will be promoted by the establishment of light-houses on the shoaly parts of our sea coast, as the vessels of the United States will be led thereby to navigate through and across the shoals without sailing round them, when expedition prompts, or hostile cruisers of greater draughts of water impel to those courses. An intimate knowledge of the shoals and banks on the eastern coasts, frequently protected unarmed vessels and those of small force from ships of greater size and strength, during the late war.

I have the honor to be, with great respect, sir, your most obedient servant,

TENCH COXE, *Commissioner of the Revenue.**The SECRETARY OF THE TREASURY.*

*Estimate of the cost of building a lighted beacon, &c.*

The building to be a wooden frame, fifty feet high, exclusively of the lantern. To contain one large lamp, with four wicks; to be twenty feet at the base, and to be reduced gradually to twelve feet at the top. It is thought necessary to continue the size of the building to that width at top, as it will be of great use as a sailing mark by day, and the larger the column the farther it may be visible.

Ranging timber, in board measure,	-	-	-	-	5,500 feet,
Scantling for framing in do.	-	-	-	-	2,500 feet,
Boards for floors and ceiling, &c.	-	-	-	-	2,800 feet,
Ditto for step ladders,	-	-	-	-	360 feet,
75 joists, board measure,	-	-	-	-	3,500 feet,
Waste of wooden materials,	-	-	-	-	1,000 feet,
					15,660 feet, at 16 dollars.
					£93 19 2
Including the charges of delivery at Occracock,	-	-	-	-	10 00 0
Cedar to frame the windows and lantern,	-	-	-	-	12 10 0
Nails, spikes, bolts, locks, and hinges,	-	-	-	-	2 10 0
The lamp, and chains for it,	-	-	-	-	7 10 0
Glass for the lantern,	-	-	-	-	3 00 0
Ditto for the windows,	-	-	-	-	150 00 0
Workmanship, including the lantern, if of wood,	-	-	-	-	20 00 0
Painting three times,	-	-	-	-	£150
If the lantern is made of iron and covered, &c. with copper, it would cost	-	-	-	-	40
Out of which might be deducted for one of wood,	-	-	-	-	110 00 0
Leaves,	-	-	-	-	£409 09 2
A house for the keeper, with a receptacle for oil, \$400,	-	-	-	-	150 00 0
Total, \$1,491 89, equal in Pennsylvania currency, to	-	-	-	-	£559 09 2

NOTE. See Nos. 21 and 23.

3d CONGRESS.

No. 21.

[1st SESSION.]

LIGHT-HOUSE ON THE COAST OF NORTH CAROLINA.

COMMUNICATED TO THE HOUSE OF REPRESENTATIVES, MARCH 17, 1794.

The Secretary of the Treasury, to whom was referred the representation of Richard Wade and others, respectfully reports thereupon, as follows:

The paper A, herewith transmitted, (being a letter from the Commissioner of the revenue, who is charged with the immediate superintendence of the light-house establishments) exhibits the result of the investigation which has been made in relation to the matter in question.

There has not hitherto been discovered sufficient ground for preferring the place advocated by the representation, to that which was before contemplated, namely: the site on Occracock. But the opportunities for the future investigation have not been such as to authorize a definitive judgment. It has, however been thought advisable to expedite this report, as it is understood that a bill from the Senate is pending before the House which may involve a comparison of the two points.

Respectfully submitted.

ALEXANDER HAMILTON, *Secretary of the Treasury.*

TREASURY DEPARTMENT, *March 17th, 1794.*

A.

TREASURY DEPARTMENT, *Revenue Office, March 15th, 1794.*

SIR:

Having duly examined the object of the petition of the merchants, masters of vessels, and pilots of North Carolina, referred to you on the 26th instant by the House of Representatives, I have the honor to state to you what has occurred thereon.

It does not appear from the report of the Inspector of the proposed site on Occracock island, that he extended his view to the shell banks, or islands which lie one or two miles within Pampticoe Sound; but that he confined himself to a comparison of the several advantages which might be expected from light-houses, on some part of the chain of sand banks, or islands, which bound the ocean from Cape Hatteras to Cape Look-out. No immediate illustration of the object of the petition can, therefore, be obtained from the Inspector's report. It is worthy of observation, however, on account of the first consideration suggested by the petitioners, that the Inspector has represented "that no vessel could venture over the bar, or the swash, *in the night*, if there was a light-house erected near the inlet." But, it has been suggested, that a light on Shell Castle island, will be of use in enabling vessels, which shall have arrived at that place, to pursue their inward course to a more safe anchorage.

It is found, on examination, that the position desired by the petitioners, was contemplated by a principal informant in the course of the inquiry directed by the Senate, and that a comparison of the two sites, now under consideration, was communicated by him, favoring, in the first instance, the interior island, but, nevertheless, ultimately preferring the site on Occracock, because the island within was not then supposed to afford a safe foundation. There is, however, reason to believe, that a lighted beacon, like that contemplated in the bill of the Senate, may be safely erected on Shell Castle island.

It does not appear advisable, that the greater facility of defence should incline to a preference of any position, if otherwise less conducive to the proper uses of a light-house—the *warning* and the *direction* of navigators.

In a matter so perfectly local, it ought to be particularly remembered, that the original proceedings of the Legislature of North Carolina, pointed out the position on Occracock island, without giving an extension which might admit of building on any of the interior islands; and it appears, from the Inspector's report, that, during his examination at Occracock island, he consulted the pilots who reside on the spot, upon local points. Whether the present question ever arose in their conferences, is unknown at the treasury.

The resolution of the Senate directing the inquiry, was in terms fully comprehending all the contemplated situations; and it was communicated in September, 1792, to all the Collectors of the Customs, on the waters of Pampticoe and Albemarle sounds, in order to give due notoriety to a matter obviously liable to injury from local causes. The report of the Inspector was not made until June, 1793, and remains uncontradicted by the Collector, who transmitted it: nor has any different result to their inquiries been transmitted by the other Collectors.

Since the late reference to you, the ordinary use has been made of the nautical knowledge and experience of the superintendent of the Delaware establishments, and of his local knowledge. He does not coincide in opinion with the petitioners.

The minute and accurate local knowledge requisite to the formation of a decided opinion, entirely satisfactory to the mind, is not attainable. It appears, however, indubitable, that a lighted beacon, of the limited value contemplated, on either Occracock island, or Shell Castle island, will be greatly beneficial to the trade and navigation of North Carolina.

I have the honor to be, with great respect, sir, your most obedient servant,

TENCH COXE, *Commissioner of the Revenue.*

*The SECRETARY OF THE TREASURY.*

*To the Honorable the Congress of the United States, the representation of the subscribers, pilots, of Occracock bar, masters of vessels and merchants, owners of vessels, trading in and out at the same, sheweth:-*

That they have understood there was a light-house about to be built contiguous to Occracock bar. And that they have further understood, that a survey has been made of the harbor and a report made in favor of Occracock island, as the place most proper to erect the light on. And as they have good reason to believe the light is intended to be erected for the benefit of vessels bound into or out of Occracock, they beg leave to state the reasons why they think the light-house should be erected on an island which stands in the harbor of Occracock, called Shell Castle, in preference of Occracock island.

1st. Because it will be a good mark for vessels to come in over the bar, by night or by day, which, at Occracock, it will not, and can only serve to inform when opposite the bar.

2d. Because it will be a good mark for vessels to run round the buoy, at the southwest point of the Royal shoal, of a dark night, into safe anchorage, which would not be the case if at Occracock, as the distance from the Royal shoal to Occracock is too great to trust to any bearing to go into so narrow a channel.

3d. Because the materials for building the house can be cheaper landed at the Castle than any other place.

4th. Because it will be a better mark to cross the Bluff shoal in the night, than if it stood at Occracock, on account of its being much nearer and more ahead. And they beg leave further to add, that a light-house at Occracock will not have a single advantage over that of the Castle, the foundation being equally good.

5th. Because if, at any future period, it should be thought expedient to erect a fort for the protection of vessels at Occracock, the place which we now recommend for the light-house, is the only spot where a fort can be erected effectually to protect the shipping.

RICHARD WADE, *and fifty-six others.*

NOTE. See Nos. 20 and 23.

3d CONGRESS.]

No. 22.

[1st SESSION.]

EXPORTS FOR THE YEAR ENDING SEPTEMBER 30, 1793.

COMMUNICATED TO THE SENATE, APRIL 14, 1794, BY LETTER FROM THE SECRETARY OF THE TREASURY.

[See next page.]

*A General Statement of Goods, Wares, and Merchandise, exported from the United States, from the 1st day of October, 1792, to the 30th day of September, 1793.*

WHITHER EXPORTED.	ASHES.		Apples.	BARK OF OAK.			Bricks.	Boats.
	Pot.	Pearl.		Hhds.	Cords.	Essence of.		
	Tons.	Barrels.	Number.	Gallons.	Number.			
Russia, - - - -								
Sweden, - - - -			21					
Swedish West Indies, - - - -								
Total, - - - -			21					
Denmark and Norway, - - - -	34	1 10						
Danish West Indies, - - - -			87				91,000	2
Total, - - - -	34	1 10	87				91,000	2
United Netherlands, - - - -	437 4	161 12		5				
Dutch West Indies and American colonies, - - - -			477				118,050	31
Cape of Good Hope, - - - -								14
Total, - - - -	437 4	161 12	477	5			118,050	45
England, Man, and Berwick, - - - -	2,374 16	1,258 17	562	2,010	141	208		
Scotland, - - - -	463	74	1,445					
Ireland, - - - -	694 6	105 14	973	987	303			
Gibraltar, - - - -								
Newfoundland and British fisheries, - - - -			513				48,000	
British West Indies, - - - -			1,331				4,000	
British American colonies, - - - -								
Total, - - - -	3,532 2	1,438 11	4,824	2,997	444	208	52,000	
Imperial Ports of the Austrian Netherlands and Germany, - - - -								
Hamburg, Bremen, and other Hanse Towns, - - - -	12 10							
France, - - - -	301	198 13	6	106				5
St. Pierre, Miquelon, and French fisheries, - - - -			10					
French West Indies, - - - -	1	1	2,894				388,020	18
French African Ports, - - - -								
Total, - - - -	302	198 14	2,910	106			388,020	23
Spain, - - - -	26	2 5						
Teneriffe and the other Canaries, - - - -			386				25,000	
Spanish West Indies, - - - -			11					
Floridas and Louisiana, - - - -								
Total, - - - -	26	2 5	397				25,000	
Portugal, - - - -	15 13	4 14						
Madeira, - - - -								
Fayal and the other Azores, - - - -								
Cape de Verd Islands, - - - -								
Total, - - - -	15 13	4 14						
Italian Ports, - - - -								
Morocco, - - - -								
East Indies, generally, - - - -								
Africa, generally, - - - -			24				2,000	3
West Indies, generally, - - - -			259				7,000	
Northwest Coast of America, - - - -								
Uncertain, - - - -								
Grand Total, - - - -	4,359 9	1,807 6	8,994	3,108	444	208	683,070	73



## STATEMENT OF EXPORTS—Continued.

WHITHER EXPORTED.	Boots and Shoes.		Beer, Porter, and Cider.		Blacking, or Lampblack.		Belows.	Cotton.	Chalk.
	Pairs.		Gallons.	Dozens.	P'nds.	Hhds.	Pairs.	Bags.	Tons.
Russia, - - - -									
Sweden, - - - -									
Swedish West Indies, - - - -	48								
Total, - - - -	48								
Denmark and Norway, - - - -			320					42	
Danish West Indies, - - - -	295	381	1,566						1
Total, - - - -	295	381	1,886					42	1
United Netherlands, - - - -								319	
Dutch West Indies and American Colonies, - - - -	112	859	5,762		20	10	1		
Cape of Good Hope, - - - -	50	250	1,160			2			15
Total, - - - -	162	1,109	6,922		20	12	1	319	15
England, Man, and Berwick, - - - -			30			30		901	
Scotland, - - - -									
Ireland, - - - -			56,812		50			111	
Gibraltar, - - - -						1			
Newfoundland and British Fisheries, - - - -									
British West Indies, - - - -			1,233						
British American Colonies, - - - -	121	789	1,320					8	
Total, - - - -	121	789	59,395		50	31		1,020	
Imperial Ports of the Austrian Netherlands and Germany, - - - -								232	
Hamburg, Bremen, and other Hanse Towns, - - - -		172						107	
France, - - - -		2,500						649	
St. Pierre, Miquelon, and French Fisheries - - - -	134	110							
French West Indies, - - - -	395	8,660	59,282	259		20			
French African Ports, - - - -									
Total, - - - -	529	11,270	59,282	259		20		649	
Spain, - - - -		83	1,008						
Teneriffe and the other Canaries, - - - -									
Spanish West Indies, - - - -			1,100	21					
Floridas and Louisiana, - - - -			3,720						
Total, - - - -		83	5,828	21					
Portugal, - - - -						36			
Madeira, - - - -						1			
Fayal and the other Azores, - - - -									
Cape de Verd Islands, - - - -		22							
Total, - - - -		22				37			
Italian Ports, - - - -									
Morocco, - - - -									
East Indies, generally, - - - -		700	1,500	496					
Africa, generally, - - - -		112	1,180						
West Indies, generally, - - - -	12	464							
Northwest Coast of America, - - - -									
Uncertain, - - - -									
Grand Total, - - - -	1,167	15,102	135,993	776	70	100	1	2,369	16

## STATEMENT OF EXPORTS—Continued.

WHITHER EXPORTED.	CANDLES.				Gordage.	Coal.	Cranber- ries.	Cards, Wool and Cotton.
	Wax.	Myrtle.	Spermaceti	Tallow.				
	Boxes.				Tons.	Bushels.	Dozens.	
Russia, - - - -								
Sweden, - - - -								
Swedish West Indies, - - - -	-	-	58	102				
Total, - - - -	-	-	58	102				
Denmark and Norway, - - - -								
Danish West Indies, - - - -	-	-	193	852				
Total, - - - -	-	-	193	852				
United Netherlands, - - - -			15					
Dutch West Indies and American Colonies, - - - -	-	-	714	1,232	4 0	55		
Cape of Good Hope, - - - -	-	-	336	11	49 0	3,744		
Total, - - - -	-	-	1,065	1,243	53 0	3,799		
England, Man, and Berwick, - - - -			60	-	-	-	126	
Scotland, - - - -								
Ireland, - - - -							40	
Gibraltar, - - - -								
Newfoundland and British fisheries, - - - -								
British West Indies, - - - -			62	203	2 10			
British American Colonies, - - - -				37	7 2			34
Total, - - - -	-	-	122	240	9 12	-	166	34
Imperial Ports of the Austrian Netherlands and Germany, - - - -								
Hamburg, Bremen, and other Hanse Towns, - - - -								
France, - - - -				76				
St. Pierre, Miquelon, and French fisheries, - - - -								
French West Indies, - - - -	-	16	3,495	6,422	240 12	3,000		
French African ports, - - - -								
Total, - - - -	-	16	3,495	6,498	240 12	3,000		
Spain, - - - -			60	26	9			
Teneriffe and the other Canaries, - - - -								
Spanish West Indies, - - - -			20	151				
Floridas and Louisiana, - - - -			64	315				
Total, - - - -	-	-	144	492	9			
Portugal, - - - -			30	4	1 10			
Madeira, - - - -				107	7 0			
Fayal and the other Azores, - - - -			35	2				
Cape de Verd Islands, - - - -								
Total, - - - -	-	-	65	113	8 10			
Italian Ports, - - - -								
Morocco, - - - -			5					
East Indies, generally, - - - -			505	18	155 0	7,920		
Africa, generally, - - - -	48	2	62	29	2 16			
West Indies, generally, - - - -			160	241				
Northwest Coast of America, - - - -								
Uncertain, - - - -								
Grand Total, - - - -	48	18	5,874	9,828	469 19	14,719	166	34

## STATEMENT OF EXPORTS—Continued.

WHITHER EXPORTED.	COFFEE.					COCOA.		
	Hhds.	Tierces.	Barrels.	Bags.	Pounds.	Hhds.	Tierces.	Barrels.
Russia, - - -	-	-	-	-	330			
Sweden, - - -	-	-	-	-	59,989			
Swedish West Indies, - - -	-	-	-	-				
Total,	-	-	-	-	59,989			
Denmark and Norway, - - -	49	44	285	144	373,108			
Danish West Indies, - - -	-	-	-	-	522			
Total,	49	44	285	144	373,630			
United Netherlands, - - -	1,635	897	4,422	3,260	3,793,707	6	53	51
Dutch West Indies and American colonies, - - -	-	-	-	-				
Cape of Good Hope, - - -	-	-	-	-				
Total,	1,635	897	4,422	3,260	3,793,707	6	53	51
England, Man, and Berwick, - - -	810	430	2,283	1,664	279,137			
Scotland, - - -	-	-	-	-	800			
Ireland, - - -	-	-	-	-	24,700			
Gibraltar, - - -	-	-	-	-				
Newfoundland and British fisheries, - - -	-	-	-	-	704			
British West Indies, - - -	-	-	-	-				
British American colonies, - - -	-	-	-	-				
Total,	810	430	2,283	1,664	305,341			
Imperial Ports of the Austrian Netherlands and Germany, - - -	200	117	283	586	3,636,696			
Hamburg, Bremen, and other Hanse Towns, - - -	829	337	2,026	2,274	627,234			
France, - - -	293	78	578	613	1,401,632	-	2	129
St. Pierre, Miquelon, and French fisheries, - - -	-	-	-	-	185			
French West Indies, - - -	-	-	-	-	400			
French African Ports, - - -	-	-	-	-				
Total,	293	78	578	613	1,042,217	-	2	129
Spain, - - -	-	-	-	100	84,936	6		
Teneriffe and the other Canaries, - - -	-	-	-	-				
Spanish West Indies, - - -	-	-	-	-				
Floridas and Louisiana, - - -	-	4	59	60	6,000			
Total,	-	4	59	160	90,936	6		
Portugal, - - -	-	-	-	-	84			
Madeira, - - -	-	-	-	-				
Fayal and the other Azores, - - -	-	-	-	-				
Cape de Verd Islands, - - -	-	-	-	-				
Total,	-	-	-	-	84			
Italian Ports, - - -	79	7	239	88	271,389			
Morocco, - - -	-	-	-	-	1,000			
East Indies, generally, - - -	-	-	-	-				
Africa, generally, - - -	-	-	-	-	2,266			
West Indies, generally, - - -	-	-	-	-				
Northwest Coast of America, - - -	-	-	-	-				
Uncertain, - - -	-	-	-	-				
Grand Total,	3,895	1,914	10,175	8,789	10,564,819	12	55	180

## STATEMENT OF EXPORTS—Continued.

WHITHER EXPORTED.	Cocoa.		CARRIAGES.			Copper.	Corks.	Duck.
			Coaches, Chaises, & Chairs.	Wagons, Carts, & Drays.	Wheel- barrows.			
	Bags.	Pounds.	Number.			Packag's	Groce.	Pieces.
Russia, - - - - -								
Sweden, - - - - -								
Swedish West Indies, - - - - -								
Total, - - - - -								
Denmark and Norway, - - - - -								
Danish West Indies, - - - - -			12	4	-	-	-	20
Total, - - - - -			12	4	-	-	-	20
United Netherlands, - - - - -		13,227						
Dutch West Indies and American colonies, - - - - -			12	9	11	-	-	109
Cape of Good Hope, - - - - -								474
Total, - - - - -		13,227	12	9	11	-	-	583
England, Man, and Berwick, - - - - -						114		
Scotland, - - - - -								
Ireland, - - - - -			1					
Gibraltar, - - - - -								
Newfoundland and British fisheries, - - - - -								
British West Indies, - - - - -			2					45
British American colonies, - - - - -			2			1		26
Total, - - - - -			5			115		71
Imperial Ports of the Austrian Netherlands and Germany, - - - - -		18,929						
Hamburg, Bremen, and other Hanse Towns, - - - - -		24,976						
France, - - - - -	177	3,855						
St. Pierre, Miquelon, and French fisheries, - - - - -								
French West Indies, - - - - -			11	14	33			1,175
French African Ports, - - - - -								
Total, - - - - -	177	3,855	11	14	33			1,175
Spain, - - - - -	159	60,536						
Teneriffe and the other Canaries, - - - - -								
Spanish West Indies, - - - - -			6	21				
Floridas and Louisiana, - - - - -			6					16
Total, - - - - -	159	60,536	6	21				16
Portugal, - - - - -								
Madeira, - - - - -								
Fayal and the other Azores, - - - - -								3
Cape de Verd Islands, - - - - -								
Total, - - - - -								3
Italian Ports, - - - - -		12,152						
Morocco, - - - - -								
East Indies, generally, - - - - -						31		742
Africa, generally, - - - - -								
West Indies, generally, - - - - -			2					20
Northwest Coast of America, - - - - -								
Uncertain, - - - - -								
Grand Total, - - - - -	336	133,675	54	48	44	146		2,630

## STATEMENT OF EXPORTS—Continued.

WHITHER EXPORTED.	DRUGS AND MEDICINE.						FURNITURE, HOUSE.	
			Sassafras.	Earthen Ware.	Flaxseed.	Flax.	Tables, Bureaus, Desks, &c.	Windsor Chairs.
	Packages	Pounds.	Tons.	Crates.	Casks.	Pounds.	Number.	Number.
Russia, - - -								
Sweden, - - -								
Swedish West Indies, - - -							1	38
Total, - - -							1	38
Denmark and Norway, - - -								
Danish West Indies, - - -							6	216
Total, - - -							6	216
United Netherlands, - - -	60	19,000			34			
Dutch West Indies and American colonies, - - -		60					34	1,194
Cape of Good Hope, - - -				80				
Total, - - -	60	19,060		80	34		34	1,194
England, Man, and Berwick, - - -		9,268	67.10		2,511			
Scotland, - - -					1,825			
Ireland, - - -					47,280	400		
Gibraltar, - - -								
Newfoundland and British fisheries, - - -								
British West Indies, - - -				1	1			38
British American colonies, - - -					57	1,074		12
Total, - - -		9,268	67.10	1	51,674	1,474		50
Imperial Ports of the Austrian Netherlands and Germany, - - -		5,100						
Hamburg, Bremen, and other Hanse Towns, - - -	7	6,250						
France, - - -		595						
St. Pierre, Miquelon, and French fisheries, - - -		147		25			120	2,035
French West Indies, - - -								
French African Ports, - - -								
Total, - - -	7	742		25			120	2,035
Spain, - - -				6			1	
Teneriffe and other Canaries, - - -								
Spanish West Indies, - - -		100					2	243
Floridas and Louisiana, - - -								84
Total, - - -		100		6			3	327
Portugal, - - -							7	
Madeira, - - -								
Fayal and the other Azores, - - -				2				
Cape de Verd Islands, - - -								
Total, - - -				2			7	
Italian Ports, - - -	214							
Morocco, - - -								
East Indies, generally, - - -				61				
Africa, generally, - - -		4,200					4	24
West Indies, generally, - - -								
Northwest Coast of America, - - -								
Uncertain, - - -								
Grand Total, - - -	281	44,720	67.10	175	51,708	1,474	175	3,884

## STATEMENT OF EXPORTS—Continued.

WHITHER EXPORTED.	FURNITURE, HOUSE.		FISHERIES.				
	Packages	Seamen's Chests.	Fish, dried.	Fish, pickled.	Oil, Whale.	Oil, Spermaceti.	Whale-bone.
	Number.		Quintals.	Barrels.	Gallons.		Pounds.
Russia, - - - -							
Sweden, - - - -							
Swedish West Indies, - - - -	-	-	684	653	955		
Total, - - - -	-	-	684	653	955		
Denmark and Norway, - - - -	-	-	-	-	3,904	5,796	
Danish West Indies, - - - -	-	-	1,906	2,669	3,652		
Total, - - - -	-	-	1,906	2,669	7,556	5,796	
United Netherlands, - - - -	-	-	130	-	40,728	-	40,752
Dutch West Indies and American colonies, - - - -	-	-	33,924	8,347	22,927		
Cape of Good Hope, - - - -	44	-	1,445	401	4,140		
Total, - - - -	44	-	35,499	8,748	67,795	-	40,752
England, Man, and Berwick, - - - -	-	-	10				
Scotland, - - - -	-	-					
Ireland, - - - -	-	-			100,087	2,853	4,704
Gibraltar, - - - -	-	-		5	90		
Newfoundland and the British fisheries, - - - -	-	-					
British West Indies, - - - -	-	-	2,635	1,462	2,985		
British American colonies, - - - -	-	-					
Total, - - - -	-	-	2,645	1,467	103,162	2,853	4,704
Imperial Ports of the Austrian Netherlands and Germany, - - - -	-	-					28,400
Hamburg, Bremen, and other Hanse Towns, - - - -	-	-			2,160		11,840
France, - - - -	-	-					
St. Pierre, Miquelon, and French fisheries, - - - -	-	-	3,462	20	138,588	118,078	116,924
French West Indies, - - - -	-	-	186,404	28,119	134,030	13,329	
French African Ports, - - - -	-	-		21			
Total, - - - -	-	-	189,866	28,160	272,618	131,407	116,924
Spain, - - - -	-	-					
Teneriffe and the other Canaries, - - - -	-	-	61,810	165	31,320		
Spanish West Indies, - - - -	-	-	762	166	948		
Floridas and Louisiana, - - - -	-	-	48	125			
Total, - - - -	-	-	62,620	456	32,268		
Portugal, - - - -	-	-					
Madeira, - - - -	-	-	24,624				
Fayal and the other Azores, - - - -	-	-	3,027	128	90		
Cape de Verd Islands, - - - -	-	-	470	73	400		
Total, - - - -	-	-	28,314	201	490		
Italian Ports, - - - -	-	-					
Morocco, - - - -	-	-					
East Indies, generally, - - - -	-	-	175	28	5,806		
Africa, generally, - - - -	-	201	34	34			
West Indies, generally, - - - -	-	-	46,969	2,938	12,650		
Northwest Coast of America, - - - -	-	-					
Uncertain, - - - -	-	-					
Grand Total, - - - -	44	201	372,805	45,428	505,460	140,056	202,620

## STATEMENT OF EXPORTS—Continued.

WHITHER EXPORTED.	GRAIN AND PULSE.						
	Wheat.	Rye.	Barley.	Indian Corn.	Buck-wheat.	Oats.	Peas and Beans.
	Bushels.						
Russia, - - - -							
Sweden, - - - -				33,432	-	1,616	803
Swedish West Indies, - - - -							
Total, - - - -				33,432		1,616	803
Denmark and Norway, - - - -							
Danish West Indies, - - - -				51,844	-	8,685	1,838
Total, - - - -				51,844		8,685	1,838
United Netherlands, - - - -							36
Dutch West Indies and American colonies, - - - -		150		47,723		12,358	8,686
Cape of Good Hope, - - - -							12
Total, - - - -		150		47,723		12,358	8,734
England, Man, and Berwick, - - - -	293,233			600			
Scotland, - - - -							427
Ireland, - - - -	237,468						144
Gibraltar, - - - -	8,902			1,130			
Newfoundland and British fisheries, - - - -				130		30	
British West Indies, - - - -	11,842			392,972	50	11,741	13,993
British American colonies, - - - -	5,823	829	30	31,047	50	130	96
Total, - - - -	557,268	829	30	425,879	100	11,901	14,660
Imperial Ports of the Austrian Netherlands and Germany, - - - -							
Hamburg, Bremen, and other Hanse Towns, - - - -							
France, - - - -	117,485			6,251			
St. Pierre, Miquelon, and French fisheries, - - - -		176					
French West Indies, - - - -	25,017	150		141,176	230	42,558	12,291
French African ports, - - - -							
Total, - - - -	142,502	326		147,427	230	42,558	12,291
Spain, - - - -	381,781			104,692			614
Teneriffe and other Canaries, - - - -				100			
Spanish West Indies, - - - -				2,267		612	258
Floridas and Louisiana, - - - -				620			
Total, - - - -	381,781			107,679		612	872
Portugal, - - - -	329,468			331,852			180
Madeira, - - - -	3,350			16,924			739
Fayal and the other Azores, - - - -	25,342			35,467		602	124
Cape de Verd Islands, - - - -				2,000			
Total, - - - -	358,160			386,243		602	1,043
Italian Ports, - - - -	10,864			1,300			60
Morocco, - - - -				48		192	
East Indies, generally, - - - -							
Africa, generally, - - - -				1,988			138
West Indies, generally, - - - -				23,309			126
Northwest Coast of America, - - - -							
Uncertain, - - - -				100			55
Grand Total, - - - -	1,450,575	1,305	30	1,226,972	330	78,524	40,620

## STATEMENT OF EXPORTS—Continued.

WHITHER EXPORTED.	GROCERIES.							
	Loaf Sugar.				Br'n Sugar.	Choc'late	Raisins.	Almonds.
	Hhds.	Tierces.	Barrels.	Pounds.	Pounds.	Pounds.	Pounds.	Pounds.
Russia, - - - - -	-	-	-	-	57,200			
Sweden, - - - - -	-	-	-	-	133,951			
Swedish West Indies, - - - - -	-	-	-	3,300				
Total, - - - - -	-	-	-	3,300	133,951			
Denmark and Norway, - - - - -	-	-	-	-	745,184			
Danish West Indies, - - - - -	-	-	-	5,100	4,200		930	
Total, - - - - -	-	-	-	5,100	749,384		930	
United Netherlands, - - - - -	-	-	-	-	1,205,586	450		
Dutch West Indies and American colonies, - - - - -	-	-	-	6,650			2,400	
Cape of Good Hope, - - - - -	-	-	-	-				
Total, - - - - -	-	-	-	6,650	1,205,586	450	2,400	
England, Man, and Berwick, - - - - -	-	-	-	-				
Scotland, - - - - -	-	-	-	-				
Ireland, - - - - -	-	-	-	-	4,928			
Gibraltar, - - - - -	-	-	-	-				
Newfoundland and British fisheries, - - - - -	-	-	-	360		82		
British West Indies, - - - - -	-	-	-	-	6,625	1,800	840	
British American colonies, - - - - -	-	-	-	-				
Total, - - - - -	-	-	-	360	11,553	1,882	840	
Imperial Ports of the Austrian Netherlands and Germany, - - - - -	-	-	-	-	839,414	800		
Hamburg, Bremen, and other Hanse Towns, - - - - -	-	-	-	-	600,626		9,000	
France, - - - - -	-	-	-	-	435,986			
St. Pierre, Miquelon, and French fisheries, - - - - -	-	-	-	112	3,535	1,800		
French West Indies, - - - - -	9	6	59	5,250	15,500	240	67,880	13,100
French African Ports, - - - - -	-	-	-	-	200			
Total, - - - - -	9	6	59	5,362	455,221	2,040	67,880	13,100
Spain, - - - - -	-	-	-	400	126,898	600		
Teneriffe and the other Canaries, - - - - -	-	-	-	360				
Spanish West Indies, - - - - -	-	-	-	300		100		
Floridas and Louisiana, - - - - -	-	-	-	-				
Total, - - - - -	-	-	-	1,060	126,898	700		
Portugal, - - - - -	-	-	-	2,000				
Madeira, - - - - -	-	-	-	-	2,000			
Fayal and the other Azores, - - - - -	-	-	-	-				
Cape de Verd Islands, - - - - -	-	-	-	-				
Total, - - - - -	-	-	-	2,000	2,000			
Italian Ports, - - - - -	-	-	-	250	324,387			
Morocco, - - - - -	-	-	-	-				
East Indies, generally, - - - - -	-	-	-	-	4,640	700	2,350	
Africa, generally, - - - - -	-	-	-	3,472	9,959	860		
West Indies, generally, - - - - -	-	-	-	-			1,400	800
Northwest Coast of America, - - - - -	-	-	-	-				
Uncertain, - - - - -	-	-	-	-				
Grand Total, - - - - -	9	6	59	27,554	4,520,819	7,432	84,800	13,900



## STATEMENT OF EXPORTS—Continued.

WHITHER EXPORTED.	GROCERIES.					Glass.		Ginseng.	
	Pimento.	Cloves.	Pepper.	Ginger.	Cassia and Cinnamon.	Boxes.	Packages.	Pounds.	Packages.
	Pounds.			Bags.	Packages.	Boxes.	Packages.	Pounds.	Packages.
Russia, - - - -									
Sweden, - - - -									
Swedish West Indies, - - - -									
Total, - - - -									
Denmark and Norway, - - - -	5,325								
Danish West Indies, - - - -	-		800			1			
Total, - - - -	5,325		800			1			
United Netherlands, - - - -	80,620								
Dutch West Indies and American Colonies, - - - -	-		1,721						
Cape of Good Hope, - - - -	-		-			24			
Total, - - - -	80,620		1,721			24			
England, Man, and Berwick, - - - -								21,550	
Scotland, - - - -									
Ireland, - - - -									
Gibraltar, - - - -									
Newfoundland and British Fisheries, - - - -									
British West Indies, - - - -	210		1,200						
British American colonies, - - - -	-		40						
Total, - - - -	210		1,240					21,550	
Imperial Ports of the Austrian Netherlands and Germany, - - - -						1			
Hamburg, Bremen, and other Hanse Towns, - - - -				478					
France, - - - -	210	500							
St. Pierre, Miquelon, and Fisheries, - - - -									
French West Indies, - - - -			8,300			2	1		
French African Ports, - - - -									
Total, - - - -	210	500	8,300			2	1		
Spain, - - - -									
Teneriffe and other Canaries, - - - -									
Spanish West Indies, - - - -									
Floridas and Louisiana, - - - -			1,800						
Total, - - - -			1,800						
Portugal, - - - -	3,990								
Madeira, - - - -									
Fayal and the other Azores, - - - -									
Cape de Verd Islands, - - - -									
Total, - - - -	3,990								
Italian Ports, - - - -	1,000				350				
Morocco, - - - -									
East Indies, generally, - - - -							12	50,000	188
Africa, generally, - - - -									
West Indies, generally, - - - -			500						
Northwest Coast of America, - - - -									
Uncertain, - - - -									
Grand Total, - - - -	91,355	500	14,361	478	351	27	13	71,550	188

## STATEMENT OF EXPORTS—Continued.

WHITHER EXPORTED.	Grind-stones.	Hides.	Horns & Tips.	Hats.	Honey.	Hops.	Hay.	IRON.	
								Nails.	Axes, Spades, Hoes, &c.
								Number.	Number.
Russia, - - - - -									
Sweden, - - - - -									
Swedish West Indies, - - - - -				24			62		
Total, - - - - -				24			62		
Denmark and Norway, - - - - -									
Danish West Indies, - - - - -				240		1	181	6	
Total, - - - - -				240		1	181	6	
United Netherlands, - - - - -		4,028	711						
Dutch West Indies and American colonies, - - - - -	6			107			266	8	451
Cape of Good Hope, - - - - -				140		41	4		
Total, - - - - -	6	4,028	711	247		41	270	8	451
England, Man, and Berwick, - - - - -		30	88,146		220				
Scotland, - - - - -									
Ireland, - - - - -			2,285		432	31			
Gibraltar, - - - - -									
Newfoundland and the British fisheries, - - - - -				167			283		12
British West Indies, - - - - -				62	20		3	1	12
British American colonies, - - - - -									
Total, - - - - -		30	90,431	229	672	31	286	1	24
Imperial Ports of the Austrian Netherlands and Germany, - - - - -		800							
Hamburg, Bremen, and other Hanse Towns, - - - - -		822							
France, - - - - -		3,164			60				
St. Pierre, Miquelon, and French fisheries, - - - - -									
French West Indies, - - - - -	32			1,985			1,047	94	140
French African Ports, - - - - -									
Total, - - - - -	32	3,164		1,985	60		1,047	94	140
Spain, - - - - -				32				1	96
Teneriffe and the other Canaries, - - - - -									
Spanish West Indies, - - - - -							15	12	
Floridas and Louisiana, - - - - -								2	
Total, - - - - -				32			15	15	96
Portugal, - - - - -									
Madeira, - - - - -									240
Fayal and the other Azores, - - - - -									
Cape de Verd Islands, - - - - -								5	
Total, - - - - -								5	240
Italian Ports, - - - - -									
Morocco, - - - - -							10		
East Indies, generally, - - - - -									
Africa, generally, - - - - -								10	
West Indies, generally, - - - - -				20					
Northwest Coast of America, - - - - -									
Uncertain, - - - - -									
Grand Total, - - - - -	38	8,844	91,142	2,777	732	73	1,871	139	951

## STATEMENT OF EXPORTS—Continued.

WHITHER EXPORTED.	IRON.								
	Anchors.	Grappels.	Pots, Kettles, & other Castings.		Cannon.	Shot.	Pig.	Bar.	Hoops.
	No.	Number.	Number.	Casks.	Number.	Tons.	Tons.	Tons.	Tons.
Russia, - - - - -									
Sweden, - - - - -								4	
Swedish West Indies, - - - - -								4	
Total, - - - - -								4	
Denmark and Norway, - - - - -									
Danish West Indies, - - - - -			7					8	4
Total, - - - - -			7					8	4
United Netherlands, - - - - -							13.00		
Dutch West Indies and American colonies, - - - - -		215						1	
Cape of Good Hope, - - - - -	2		10					152.10	16.00
Total, - - - - -	2	215	10				13.00	153.10	16.00
England, Man, and Berwick, - - - - -							1,780	10	
Scotland, - - - - -							11		
Ireland, - - - - -							60.15	33.05	
Gibraltar, - - - - -									
Newfoundland and the British fisheries, - - - - -									
British West Indies, - - - - -					3		70	13	
British American colonies, - - - - -	9		100					11	
Total, - - - - -	9		100		3		1,921.15	56.16	
Imperial Ports of the Austrian Netherlands and Germany, - - - - -							7		
Hamburg, Bremen, and other Hanse Towns, - - - - -									
France, - - - - -									
St. Pierre, Miquelon, and French Fisheries, - - - - -							10.05		
French West Indies, - - - - -								13.10	
French African Ports, - - - - -			6,000						2.00
Total, - - - - -			6,000				10.05	13.10	2.00
Spain, - - - - -							30		7
Teneriffe and other Canaries, - - - - -									
Spanish West Indies, - - - - -							1.10	3.05	
Floridas and Louisiana, - - - - -								3	
Total, - - - - -							31.10	6.05	7
Portugal, - - - - -					2				
Madeira, - - - - -							47		
Fayal and the other Azores, - - - - -									5.00
Cape de Verd Islands, - - - - -									
Total, - - - - -					2		47		5.00
Italian Ports, - - - - -									
Morocco, - - - - -								6	
East Indies, generally, - - - - -					38	13	58.10	485	4.00
Africa, generally, - - - - -								28.10	
West Indies, generally, - - - - -								1	
Northwest Coast of America, - - - - -				3				.11	
Uncertain, - - - - -									
Grand Total, - - - - -	11	215	6,117	3	43	13	2,089.00	763.02	27.11

## STATEMENT OF EXPORTS—Continued.

WHITHER EXPORTED.	Indigo.		Ivory.	LEAD.			Leather.		Lime.
				Pig.	Shot.	Sheet.			
	Casks.	Pounds.	Packages	Number.	P'nds.	Tons.	Pounds.	Packages	Bushels.
Russia, - - -	-	-	-	-	-	-	-	-	-
Sweden, - - -	-	580	-	-	-	-	-	-	-
Swedish West Indies, - - -	-	-	-	-	-	-	-	-	-
Total,	-	580	-	-	-	-	-	-	-
Denmark and Norway, - - -	-	792	-	-	-	-	2,908	-	158
Danish West Indies, - - -	-	-	-	-	-	-	-	-	-
Total,	-	792	-	-	-	-	2,908	-	158
United Netherlands, - - -	-	23,119	4	-	-	1	-	10	170
Dutch West Indies and American colonies, - - -	-	250	-	-	-	-	-	-	120
Cape of Good Hope, - - -	-	-	-	-	-	-	-	-	-
Total,	-	23,369	4	-	-	1	-	10	290
England, Man, and Berwick, - - -	385	607,918	-	-	-	-	4,480	-	-
Scotland, - - -	-	-	-	-	-	-	-	-	-
Ireland, - - -	-	70	-	-	-	-	-	-	-
Gibraltar, - - -	-	-	-	-	-	-	-	-	-
Newfoundland and the British fisheries, - - -	-	-	-	-	-	-	-	-	-
British West Indies, - - -	-	3,000	-	-	448	-	909	7	-
British American colonies, - - -	-	28	-	-	-	-	-	-	-
Total,	385	611,016	-	-	448	-	5,389	7	-
Imperial Ports of the Austrian Netherlands and Germany, - - -	-	369	-	-	-	-	-	-	-
Hamburg, Bremen, and other Hanse Towns, - - -	-	5,500	-	-	-	-	-	-	-
France, - - -	3	41,087	6	-	-	-	-	5	-
St. Pierre, Miquelon, and French fisheries, - - -	-	-	-	-	-	-	2,518	-	-
French West Indies, - - -	-	-	-	-	504	-	4,896	24	156
French African ports, - - -	-	-	-	-	-	-	-	-	-
Total,	3	41,087	6	-	504	-	7,414	29	156
Spain, - - -	-	4,276	-	-	-	-	640	-	-
Teneriffe and the other Canaries, - - -	-	-	-	-	-	-	800	-	144
Spanish West Indies, - - -	-	-	-	-	-	-	150	-	-
Floridas and Louisiana, - - -	-	-	-	-	-	-	-	-	-
Total,	-	4,276	-	-	-	-	1,590	-	144
Portugal, - - -	-	1,500	-	-	-	-	-	-	-
Madeira, - - -	-	-	-	-	-	-	-	-	-
Fayal and the other Azores, - - -	-	-	-	-	-	-	-	-	-
Cape de Verd Islands, - - -	-	-	-	-	-	-	-	-	-
Total,	-	1,500	-	-	-	-	-	-	-
Italian Ports, - - -	-	2,500	-	-	-	-	-	-	-
Morocco, - - -	-	-	-	-	-	-	-	-	-
East Indies, generally, - - -	-	-	-	241	-	-	-	-	-
Africa, generally, - - -	-	-	-	-	-	-	-	6	-
West Indies, generally, - - -	-	-	-	-	-	-	-	-	-
Northwest Coast of America, - - -	-	-	-	-	-	-	-	-	-
Uncertain, - - -	-	-	-	-	-	-	-	-	-
Grand Total,	388	690,989	10	241	952	1	17,301	52	748

## STATEMENT OF EXPORTS—Continued.

WHITHER EXPORTED.	LIVE STOCK.						MERCHANDISE OR DRY GOODS.		
	Horned Cattle.	Horses.	Mules.	Sheep.	Hogs.	Poultry.	Packages.	Nan-keens.	Tow Cloth.
	Number.					Dozens.	Number.	Pieces.	Yards.
Russia, - - - - -									
Sweden, - - - - -									
Swedish West Indies, - - - - -	292	118	9	420	217	228	4		
Total, - - - - -	292	118	9	420	217	228	4		
Denmark and Norway, - - - - -							1		
Danish West Indies, - - - - -	447	427	80	1,077	483	678	117	34	
Total, - - - - -	447	427	80	1,077	483	688	118	34	
United Netherlands, - - - - -							65	500	
Dutch West Indies and American colonies, - - - - -	339	413	578	1,238	1,133	554	188	950	4,000
Cape of Good Hope, - - - - -	22	20					109		
Total, - - - - -	361	433	578	1,238	1,133	554	362	1,450	4,000
England, Man, and Berwick, - - - - -							121		
Scotland, - - - - -									
Ireland, - - - - -							21		
Gibraltar, - - - - -									
Newfoundland and the British fisheries, - - - - -						7			
British West Indies, - - - - -	556	1,177	247	2,158	320	583	62	309	
British American colonies, - - - - -	23	3		358	175	135	4		
Total, - - - - -	579	1,180	247	2,516	495	725	208	300	
Imperial Ports of the Austrian Netherlands and Germany, - - - - -							42		
Hamburg, Bremen, and other Hanse Towns, - - - - -							23		
France, - - - - -							45		
St. Pierre, Miquelon, and French fisheries, - - - - -				20			2		
French West Indies, - - - - -	1,971	2,387	191	6,119	7,153	3,831	2,220	1,626	3,447
French African Ports, - - - - -									
Total, - - - - -	1,971	2,387	191	6,139	7,153	3,831	2,267	1,626	3,447
Spain, - - - - -		10					11	322	1,000
Teneriffe and other Canaries, - - - - -									
Spanish West Indies, - - - - -	38	37		20	55	79	116		
Floridas and Louisiana, - - - - -							675		
Total, - - - - -	38	47		20	55	79	802	322	1,000
Portugal, - - - - -		20					11		
Madeira, - - - - -							15		
Fayal and the other Azores, - - - - -							25	6,000	
Cape de Verd Islands, - - - - -				70			80		
Total, - - - - -		20		70			131	6,000	
Italian Ports, - - - - -							104		
Morocco, - - - - -							2		
East Indies, generally, - - - - -							30		
Africa, generally, - - - - -					13		21		
West Indies, generally, - - - - -	2	1		378	352	323	10		6,500
Northwest Coast of America, - - - - -							5		
Uncertain, - - - - -							2		
Grand Total, - - - - -	3,690	4,613	1,105	11,858	9,901	6,428	4,131	9,732	14,947

## STATEMENT OF EXPORTS—Continued.

WHITHER EXPORTED.	Molasses.	Mill-stones.	NAVAL STORES.					Spirits of Turpentine.	Negro Slaves.
			Pitch.	Tar.	Rosin.	Turpentine.	Casks.		
Russia, - - - -	-	-	-	-	-	-	-	-	-
Sweden, - - - -	-	-	64	636	6	70	1	-	-
Swedish West Indies, - - - -	-	-	-	-	-	-	-	-	-
Total, - - - -	-	-	64	636	6	70	1	-	-
Denmark and Norway, - - - -	1,074	-	-	-	-	100	-	-	-
Danish West Indies, - - - -	-	-	75	371	21	39	4	-	-
Total, - - - -	1,074	-	75	371	21	139	4	-	-
United Netherlands, - - - -	-	-	123	1,196	200	525	-	-	-
Dutch West Indies and American colonies, - - - -	-	-	500	1,247	99	199	8	-	-
Cape of Good Hope, - - - -	64	-	2	320	-	2	-	-	-
Total, - - - -	64	-	625	2,763	299	726	8	-	-
England, Man, and Berwick, - - - -	-	-	4,218	36,527	251	28,519	27	-	-
Scotland, - - - -	-	-	71	2,446	-	1,647	4	-	-
Ireland, - - - -	-	-	154	8,111	205	3,102	-	-	-
Gibraltar, - - - -	889	-	-	372	-	-	-	-	-
Newfoundland and the British fisheries, - - - -	-	-	20	20	-	3	-	-	-
British West Indies, - - - -	26	2	1,329	6,174	92	1,132	9	20	
British American colonies, - - - -	21,127	-	82	401	-	84	-	-	-
Total, - - - -	22,042	2	5,874	54,051	548	34,487	40	20	
Imperial Ports of the Austrian Netherlands and Germany, - - - -	1,012	-	-	153	128	38	-	-	-
Hamburg, Bremen, and other Hanse Towns, - - - -	-	-	-	128	-	-	-	-	-
France, - - - -	858	-	284	2,823	22	320	-	-	-
St. Pierre, Miquelon, and French fisheries, - - - -	1,415	-	30	30	14	-	-	-	-
French West Indies, - - - -	-	-	630	3,823	181	402	28	1	
French African Ports, - - - -	30	-	-	130	-	-	-	-	-
Total, - - - -	2,303	-	944	6,806	217	722	28	1	
Spain, - - - -	-	-	145	1,803	250	42	-	-	-
Teneriffe and other Canaries, - - - -	-	-	-	118	-	36	6	-	-
Spanish West Indies, - - - -	-	-	-	-	-	-	-	-	-
Floridas and Louisiana, - - - -	-	-	-	-	-	-	-	-	-
Total, - - - -	-	-	145	1,921	250	78	6	-	-
Portugal, - - - -	-	-	15	34	-	9	-	-	-
Madeira, - - - -	-	-	4	-	15	4	-	-	-
Fayal and the other Azores, - - - -	-	-	39	34	10	-	-	-	-
Cape de Verd Islands, - - - -	-	-	-	-	-	-	-	-	-
Total, - - - -	-	-	58	68	25	13	-	-	-
Italian Ports, - - - -	1,216	-	289	-	211	-	1	-	-
Morocco, - - - -	-	-	-	-	-	-	-	-	-
East Indies, generally, - - - -	-	-	70	881	-	583	3	-	-
Africa, generally, - - - -	892	-	34	133	-	51	-	-	-
West Indies, generally, - - - -	-	-	160	-	10	-	-	-	-
Northwest coast of America, - - - -	130	-	-	-	-	-	-	-	-
Uncertain, - - - -	-	-	-	-	-	-	-	-	-
Grand Total, - - - -	28,733	2	8,338	67,911	1,715	36,907	91	21	

STATEMENT OF EXPORTS—Continued.

*WHITHER EXPORTED.	Nuts.	OIL.		POWDER.		Paper.	Pipes.	Paints.	Pearl.
		Linseed.	Sweet.	Gun.	Hair.				
		Bushels.	Gallons.	Packg's.	qr. cks's.				
Russia, - - - - -									
Sweden, - - - - -			92						
Swedish West Indies, - - - - -									
Total, - - - - -			92						
Denmark and Norway, - - - - -					180				
Danish West Indies, - - - - -									
Total, - - - - -					180				
United Netherlands, - - - - -			7						
Dutch West Indies and American Colonies, - - - - -	216		29	40	180				
Cape of Good Hope, - - - - -						75			
Total, - - - - -	216		36	40	180	75			
England, Man, and Berwick, - - - - -	44								
Scotland, - - - - -									
Ireland, - - - - -									
Gibraltar, - - - - -									
Newfoundland and the British Fisheries, - - - - -									
British West Indies, - - - - -	15	575		10	740			5	
British American Colonies, - - - - -	74	40							
Total, - - - - -	133	615		10	740			5	
Imperial Ports of the Austrian Netherlands and Germany, - - - - -									
Hamburg, Bremen, and other Hanse Towns, - - - - -									
France, - - - - -	60		7		150				
St. Pierre, Miquelon, and Fisheries, - - - - -									
French West Indies, - - - - -	63	530	854	111			48		
French African Ports, - - - - -									
Total, - - - - -	123	530	861	111	150		48		
Spain, - - - - -		38							
Teneriffe and the other Canaries, - - - - -									
Spanish West Indies, - - - - -			100		4,000				
Floridas and Louisiana, - - - - -					3,450				
Total, - - - - -		38	100		7,450				
Portugal, - - - - -					3,300				
Madeira, - - - - -					810				
Fayal and the other Azores, - - - - -				79					
Cape de Verd Islands, - - - - -									
Total, - - - - -				79	4,110				
Italian Ports, - - - - -									67
Morocco, - - - - -									
East Indies, generally, - - - - -	30								
Africa, generally, - - - - -				630				97	
West Indies, generally, - - - - -				416					
Northwest Coast of America, - - - - -									
Uncertain, - - - - -									
Grand Total, - - - - -	502	1,183	1,089	1,286	12,810	75	48	102	67

## STATEMENT OF EXPORTS—Continued.

WHITHER EXPORTED.	PROVISIONS.						
	Rice.	Flour.	Bread.	Crackers.	Rye Meal.	Indian Meal.	Ship Stuff.
	Tierces.	Barrels.		Kegs.	Barrels.		
Russia, - - - - -							
Sweden, - - - - -	234	-	-				
Swedish West Indies, - - - - -	109	25,931	1,666	1,170	91	1,700	120
Total, - - - - -	343	25,931	1,666	1,170	91	1,700	120
Denmark and Norway, - - - - -	1,856	-	20				
Danish West Indies, - - - - -	441	32,691	6,933	3,125	3,023	17,879	426
Total, - - - - -	2,297	32,691	6,953	3,125	3,023	17,879	425
United Netherlands, - - - - -	11,974	373					
Dutch West Indies and American colonies, - - - - -	2,584	73,011	9,624	4,939	4,613	3,847	104
Cape of Good Hope, - - - - -	1	644	118	-	-	-	-
Total, - - - - -	14,559	74,028	9,742	4,939	4,613	3,847	104
England, Man, and Berwick, - - - - -	45,163	177,043	160	86	-	-	74
Scotland, - - - - -	2						
Ireland, - - - - -	3	5,332	483	128	-	2	
Gibraltar, - - - - -	-	5,492	36				
Newfoundland and British fisheries, - - - - -	2	3,080	5,165	40	284	21	
British West Indies, - - - - -	11,280	96,330	31,250	9,864	967	8,861	1,995
British American colonies, - - - - -	258	16,851	985	305	1,454	954	255
Total, - - - - -	56,708	304,128	38,079	10,423	2,705	9,838	2,324
Imperial Ports of the Austrian Netherlands and Germany, - - - - -	12,510	1,468					
Hamburg, Bremen, and other Hanse Towns, - - - - -	6,170	211					
France, - - - - -	15,774	69,072	128	50			
St. Pierre, Miquelon, and French fisheries, - - - - -	4	187	246	-	-	36	
French West Indies, - - - - -	13,397	323,914	12,690	15,247	869	3,649	629
French African Ports, - - - - -	32	6	80				
Total, - - - - -	29,207	393,179	13,144	15,297	869	3,685	629
Spain, - - - - -	3,009	158,694	758	1,257	-	44	50
Teneriffe and the other Canaries, - - - - -	18						
Spanish West Indies, - - - - -	357	14,855	1,169	1,530	213	534	20
Floridas and Louisiana, - - - - -	373	10,465	-	272			
Total, - - - - -	3,757	184,014	1,927	3,059	213	578	70
Portugal, - - - - -	1,184	15,146	711	288	-	-	35
Madeira, - - - - -	44	8,245	265	792	200	-	85
Fayal and the other Azores, - - - - -	154	9,517	652	470	-	-	
Cape de Verd Islands, - - - - -	86	303	569	300		43	
Total, - - - - -	1,468	33,211	2,197	1,850	200	43	118
Italian Ports, - - - - -	187	2,922	9				
Morocco, - - - - -	6	20	-	40			
East Indies, generally, - - - - -	-	1,035	-	150			
Africa, generally, - - - - -	89	455	975	361	-	-	80
West Indies, generally, - - - - -	307	20,185	1,660	2,514	981	373	
Northwest Coast of America, - - - - -	-	5	44				
Uncertain, - - - - -	-	15	9				
Grand Total, - - - - -	127,608	1,073,498	76,405	42,928	12,695	37,943	3,871



## STATEMENT OF EXPORTS—Continued.

WHITHER EXPORTED.	PROVISIONS.						
	Buck Wheat.	Beef.	Pork.	Neats Tongues	Tongues and Sounds.	Hams and Bacon.	Butter.
	Barrels.			Kegs.		Pounds.	Firkins.
Russia, - - - -							
Sweden, - - - -		878	685	-	-	17,800	185
Swedish West Indies, - - - -							
Total, - - - -		878	685	-	-	17,800	185
Denmark and Norway, - - - -		5	5				
Danish West Indies, - - - -		2,473	3,163	316	-	42,919	561
Total, - - - -		2,478	3,168	316	-	42,919	561
United Netherlands, - - - -							
Dutch West Indies and American colonies, - - - -	23	8,942	4,799	264	20	47,539	1,070
Cape of Good Hope, - - - -		826	399	-	-	-	13
Total, - - - -	23	9,768	5,198	264	20	47,539	1,083
England, Man, and Berwick, - - - -		125	313	-	-	3,500	
Scotland, - - - -		82	16				
Ireland, - - - -		8				150	
Gibraltar, - - - -							
Newfoundland and British fisheries, - - - -			12				
British West Indies, - - - -		2,499	2,139	11	-	40,930	266
British American colonies, - - - -	123	244	158	-	-	1,000	
Total, - - - -	123	2,958	2,638	11	-	45,580	266
Imperial Ports of the Austrian Netherlands and Germany, - - - -		60	20				
Hamburg, Bremen, and other Hanse Towns, - - - -				26			
France, - - - -		2,697	2,353	-	-	2,000	8
St. Pierre, Miquelon, and French fisheries, - - - -		15	58				10
French West Indies, - - - -		47,779	17,990	86	189	297,209	5,959
French African ports, - - - -		58	23	-	-	1,000	11
Total, - - - -		50,549	20,424	86	189	300,209	5,988
Spain, - - - -		891	2,290	-	-	855	
Teneriffe and other Canaries, - - - -			5				
Spanish West Indies, - - - -		785	478			14,961	370
Floridas and Louisiana, - - - -		205	180			7,270	460
Total, - - - -		1,881	2,953	-	-	23,086	830
Portugal, - - - -		77	30	-	-	23,600	1
Madeira, - - - -		109	196				
Fayal and the other Azores, - - - -		100	103				80
Cape de Verd Islands, - - - -		131	24				
Total, - - - -		417	353	-	-	23,600	81
Italian Ports, - - - -							
Morocco, - - - -							
East Indies, generally, - - - -		1,461	1,310	164	-	10,900	
Africa, generally, - - - -		437	147	-	-	1,450	20
West Indies, generally, - - - -		4,018	1,443	-	-	8,400	116
Northwest Coast of America, - - - -		25	5				
Uncertain, - - - -		50	20				
Grand Total, - - - -	146	74,980	38,364	867	209	521,483	9,130

## STATEMENT OF EXPORTS—Continued.

WHITHER EXPORTED.	PROVISIONS.						Reeds. Number.
	Cheese.	Lard.	Sausages.	Pickled Oysters.	Potatoes.	Onions.	
	Pounds.			Kegs & Pots	Bushels.	Ropes and Bushels.	
Russia, - - - -							
Sweden, - - - -							
Swedish West Indies, - - - -	1,315	9,220	-	-	285	8,400	
Total, - - - -	1,315	9,220	-	-	285	8,400	
Denmark and Norway, - - - -							
Danish West Indies, - - - -	22,302	13,034	-	-	1,521	5,295	
Total, - - - -	22,302	13,034	-	-	1,521	5,295	
United Netherlands, - - - -							
Dutch West Indies and American colonies, - - - -	13,403	38,815	2,663	1,075	3,811	52,416	
Cape of Good Hope, - - - -	3,195	7,240	-	-	40		
Total, - - - -	16,598	46,055	2,663	1,075	3,851	52,416	
England, Man, and Berwick, - - - -	-	-	-	-	-	-	98,000
Scotland, - - - -	-	-	-	-	-	-	
Ireland, - - - -	-	-	-	-	-	-	25,276
Gibraltar, - - - -	-	-	-	-	-	-	
Newfoundland and British fisheries, - - - -	-	-	-	-	-	100	
British West Indies, - - - -	8,448	3,917	-	224	3,011	25,505	
British American colonies, - - - -	100	470	200	20	-	7,767	
Total, - - - -	8,548	4,387	200	244	3,011	33,372	123,276
Imperial Ports of the Austrian Netherlands and Germany, - - - -							
Hamburg, Bremen, and other Hanse Towns, - - - -							
France, - - - -							
St. Pierre, Miquelon, and French fisheries, - - - -	-	4,200	-	-	-	224	
French West Indies, - - - -	66,710	456,074	-	200	7,839	131,333	
French African Ports, - - - -	7,000						
Total, - - - -	73,710	460,274	-	200	7,839	131,557	
Spain, - - - -							
Teneriffe and the other Canaries, - - - -	-	5,700	-	-	-	-	
Spanish West Indies, - - - -	9,354	9,040	-	-	816	4,434	
Floridas and Louisiana, - - - -	2,700	7,150	-	-	238	7,150	
Total, - - - -	12,054	21,890	-	-	1,054	11,584	
Portugal, - - - -							
Madeira, - - - -	3,334	30	-	-	25	219	
Fayal and the other Azores, - - - -	2,000	1,360	-	-	-	-	
Cape de Verd Islands, - - - -	-	-	-	-	962	687	
Total, - - - -	5,334	1,390	-	-	987	906	
Italian Ports, - - - -							
Morocco, - - - -					60		
East Indies, generally, - - - -	3,300	12,640					
Africa, generally, - - - -	1,172	847			20	444	
West Indies, generally, - - - -	1,936	26,660		72	1,539	25,115	
Northwest Coast of America, - - - -							
Uncertain, - - - -					200		
Grand Total, - - - -	146,269	596,397	2,863	1,591	20,367	269,089	123,276

## STATEMENT OF EXPORTS—Continued.

WHITHER EXPORTED.	SPIRITS.			SADDLERY.			Soap.	Starch.
	American.	Foreign.	Gin.	Saddles.	Bridles.	Harness.		
	Gallons.		Cases.	Number.		Sets.	Boxes.	Pounds.
Russia, - - - -								
Sweden, - - - -	1,399	233						
Swedish West Indies, - - - -	560	40	-	9	-	-	185	
Total, - - - -	1,959	273	-	9	-	-	185	
Denmark and Norway, - - - -	126,856							
Danish West Indies, - - - -	4,674	5,944	139	54	50	-	211	700
Total, - - - -	131,530	5,944	139	54	50	-	211	700
United Netherlands, - - - -	7,924	10,520						
Dutch West Indies and American colonies, - - - -	1,632	10,771	260	100	55	-	645	1,600
Cape of Good Hope, - - - -	750	1,261	112	100	100			
Total, - - - -	10,306	22,552	372	200	155	-	645	1,600
England, Man, and Berwick, - - - -	345	2,703	3					
Scotland, - - - -								
Ireland, - - - -	20	12						
Gibraltar, - - - -	10,040	117						
Newfoundland and British fisheries, - - - -								
British West Indies, - - - -	2,685	14,491	153	6	6	-	186	350
British American colonies, - - - -	3,245	1,652	117	-	-	-	2	
Total, - - - -	16,335	18,975	273	6	6	-	188	350
Imperial Ports of the Austrian Netherlands and Germany, - - - -	7,133							
Hamburg, Bremen, and other Hanse Towns, - - - -	19,863	2,473						
France, - - - -	2,205	10,548	-	-	-	-	5	
St. Pierre, Miquelon, and French fisheries, - - - -	1,774	257	6					
French West Indies, - - - -	81,131	57,834	4,443	821	762	16	4,426	600
French African Ports, - - - -	4,284							
Total, - - - -	89,394	68,639	4,449	821	762	16	4,431	600
Spain, - - - -	7,082	4,895						
Teneriffe and the other Canaries, - - - -								
Spanish West Indies, - - - -	300	4,440	-	-	-	4	219	180
Floridas and Louisiana, - - - -	1,260	7,619	917	-	-	-	315	
Total, - - - -	8,642	16,954	917	-	-	4	534	180
Portugal, - - - -	240						2	
Madeira, - - - -		48,480						
Fayal and the other Azores, - - - -	590	727					41	1,050
Cape de Verd Islands, - - - -	9,872	600	50				2	
Total, - - - -	10,702	49,807	50				45	1,050
Italian Ports, - - - -	587	2,399						
Morocco, - - - -	300		30					
East Indies, generally, - - - -	8,225	17,676	4,370	24	24			
Africa, generally, - - - -	355,815	797	125				29	
West Indies, generally, - - - -	4,650	12,303					325	960
Northwest Coast of America, - - - -	81		6					
Uncertain, - - - -								
Grand Total, - - - -	665,522	218,792	10,731	1,114	997	20	6,593	5,440

## STATEMENT OF EXPORTS—Continued.

WHITHER EXPORTED.	Snuff.	Salt.	Essence of Spruce.	Raw Silk.	Silver Sweep- ings.	Skins and Furs.		
	Pounds.	Bushels.	Boxes.	Pounds.	Casks.	Pounds.	Packg's.	Number.
Russia, - - - -								
Sweden, - - - -								
Swedish West Indies, - - - -	1,200							
Total, - - - -	1,200							
Denmark and Norway, - - - -								
Danish West Indies, - - - -								70
Total, - - - -								70
United Netherlands, - - - -	16,000					2,250	102	
Dutch West Indies and American colonies, - - - -	3,000	380						
Cape of Good Hope, - - - -		80						
Total, - - - -	19,000	460				2,250	102	
England, Man, and Berwick, - - - -			69	104	7	317,296	624	4,141
Scotland, - - - -						682	10	
Ireland, - - - -						2,856	58	300
Gibraltar, - - - -								
Newfoundland and British fisheries, - - - -								
British West Indies, - - - -	460	16						
British American colonies, - - - -	51	24						
Total, - - - -	511	40	69	104	7	320,834	692	4,441
Imperial Ports of the Austrian Netherlands and Germany, - - - -						9,800	83	2,987
Hamburg, Bremen, and other Hanse Towns, - - - -						16,125	77	
France, - - - -			12			18,589	117	180
St. Pierre, Miquelon, and French fisheries, - - - -								
French West Indies, - - - -	11,248	358					1	200
French African Ports, - - - -								
Total, - - - -	11,248	358	12			18,589	118	380
Spain, - - - -						1,020	38	172
Teneriffe and the other Canaries, - - - -								
Spanish West Indies, - - - -								31
Floridas and Louisiana, - - - -		249						
Total, - - - -		249				1,020	38	203
Portugal, - - - -							1	
Madeira, - - - -								
Fayal and the other Azores, - - - -								
Cape de Verd Islands, - - - -								
Total, - - - -							1	
Italian Ports, - - - -	3,000						4	
Morocco, - - - -								
East Indies, generally, - - - -							8	19,365
Africa, generally, - - - -								
West Indies, generally, - - - -								
Northwest Coast of America, - - - -								
Uncertain, - - - -								
Grand Total, - - - -	34,959	1,107	81	104	7	368,618	1,123	27,446

## STATEMENT OF EXPORTS—Continued.

WHITHER EXPORTED.	TOBACCO.		Tallow.	Twine, &c.	Tin.	TEAS.	
	In Hhds.	Manufactured				Bohea.	Sou- chong.
	Number.	Founds.	Pounds.	Boxes.	Pounds.		
Russia, - - - -							
Sweden, - - - -	429						
Swedish West Indies, - - - -	61	424					
Total, - - - -	490	424					
Denmark and Norway, - - - -	651						
Danish West Indies, - - - -	155	1,000	2,767	-	-	1,400	285
Total, - - - -	806	1,000	2,767	-	-	1,400	285
United Netherlands, - - - -	6,503	10,000	-	1,072			
Dutch West Indies and American Colonies, - - - -	690	300	2,779	-	-	-	55
Cape of Good Hope, - - - -	97	-	525	2,670			
Total, - - - -	7,290	10,300	3,304	3,742	-	-	55
England, Man, and Berwick, - - - -	24,700	-	219,655				
Scotland, - - - -	2,394						
Ireland, - - - -	3,112						
Gibraltar, - - - -	-						800
Newfoundland and British fisheries, - - - -	-						
British West Indies, - - - -	707	520	200				
British American Colonies, - - - -	1	3,180				12,717	800
Total, - - - -	30,914	3,700	219,855	-	-	12,717	1,600
Imperial Ports of the Austrian Netherlands and Germany, - - - -	3,239						
Hamburg, Bremen, and other Hanse Towns, - - - -	3,427	20,240					
France, - - - -	8,897						680
St. Pierre, Miquelon, and French fisheries, - - - -	-					200	
French West Indies, - - - -	1,438	5,400	83,440		115	600	
French African ports, - - - -	44						
Total, - - - -	10,379	5,404	83,440	-	115	800	680
Spain, - - - -	1,541	96,720					
Teneriffe and the other Canaries, - - - -	-						
Spanish West Indies, - - - -	47			20			
Floridas and Louisiana, - - - -	14						100
Total, - - - -	1,602	96,720	-	20	-	-	100
Portugal, - - - -	39						
Madeira, - - - -	-						
Fayal and the other Azores, - - - -	-						300
Cape de Verd Islands, - - - -	12						
Total, - - - -	51						300
Italian Ports, - - - -	530					6,000	
Morocco, - - - -	2						
East Indies, generally, - - - -	43				6		
Africa, generally, - - - -	523					604	
West Indies, generally, - - - -	45						
Northwest Coast of America, - - - -							
Uncertain, - - - -							
Grand Total, - - - -	59,341	137,784	309,366	3,760	121	21,521	3,020

## STATEMENT OF EXPORTS—Continued.

WHITHER EXPORTED.	TEAS.		Vinegar.	Varnish.	WINES.		
	Hyson.	Other Green.			Madeira.	Other.	Bottled.
	Pounds.		Gallons.	Casks.	Gallons.	Dozens.	
Russia, - - - -							
Sweden, - - - -		600					
Swedish West Indies, - - - -							
Total, - - - -		600					
Denmark and Norway, - - - -							
Danish West Indies, - - - -	360	-	300	8	1,388	1,824	10
Total, - - - -	360	-	300	8	1,388	1,824	10
United Netherlands, - - - -					60	3,664	
Dutch West Indies and American colonies, - - - -	4,128	1,755	154	2	3,935	2,357	
Cape of Good Hope, - - - -					6,011		
Total, - - - -	4,128	1,755	154	2	10,006	6,021	
England, Man, and Berwick, - - - -					265		
Scotland, - - - -							
Ireland, - - - -					2,029		
Gibraltar, - - - -				5			
Newfoundland and British fisheries, - - - -							
British West Indies, - - - -	549	1,812	96	3	1,503	249	
British American colonies, - - - -	1,458		213			128	
Total, - - - -	2,007	1,812	309	8	3,797	377	
Imperial Ports of the Austrian Netherlands and Germany, - - - -							
Hamburg, Bremen, and other Hanse Towns, - - - -							
France, - - - -	3,600	2,940				146	20
St. Pierre, Miquelon, and French fisheries, - - - -					176		
French West Indies, - - - -	3,746	356	2,502	6	14,647	144,372	925
French African Ports, - - - -							
Total, - - - -	7,346	3,296	2,502	6	14,823	144,518	945
Spain, - - - -	800	162				1,076	
Teneriffe and other Canaries, - - - -							
Spanish West Indies, - - - -	180	100			564	493	
Floridas and Louisiana, - - - -						6,140	250
Total, - - - -	980	262			564	7,709	250
Portugal, - - - -							
Madeira, - - - -	1,320						
Fayal and the other Azores, - - - -	240				259	482	
Cape de Verd Islands, - - - -							
Total, - - - -	1,560				259	482	
Italian Ports, - - - -							
Morocco, - - - -	480						
East Indies, generally, - - - -					16,807	9,740	
Africa, generally, - - - -	126		208		82	178	
West Indies, generally, - - - -	625				1,384		
Northwest Coast of America, - - - -	60						
Uncertain, - - - -							
Grand Total, - - - -	17,672	7,725	3,473	24	49,110	170,849	1,205

STATEMENT OF EXPORTS—Continued.

WHITHER EXPORTED.	WAX.		WOOD.			
	Bees.	Myrtle.	Lumber.	Timber.		Dye Wood.
	Pounds.		Feet.	Tons.	Pieces.	Tons.
Russia, - - - -						
Sweden, - - - -						
Swedish West Indies, - - - -	-	-	657,401	309		
Total, - - - -	-	-	657,401	309		
Denmark and Norway, - - - -						
Danish West Indies, - - - -	-	-	1,404,619			
Total, - - - -	-	-	1,404,619			
United Netherlands, - - - -	1,800	-	1,350	-	22	188 10
Dutch West Indies and American colonies, - - - -	350	-	6,320,516	40		
Cape of Good Hope, - - - -	-	-	185,000	-	8	
Total, - - - -	2,150	-	6,506,866	40	30	188 10
England, Man, and Berwick, - - - -	82,588	-	5,139,023	15,293	7,226	4 00
Scotland, - - - -	72	152	84,509	1,595	603	
Ireland, - - - -	22,904	727	462,891	2,175	1,028	23 00
Gibraltar, - - - -						
Newfoundland and British fisheries, - - - -	2,000	-	20,945,946	155	542	10 00
British West Indies, - - - -	-	-	492,868	4		
British American colonies, - - - -						
Total, - - - -	107,564	879	27,125,237	19,222	9,399	37 00
Imperial Ports of the Austrian Netherlands and Germany, - - - -						
Hamburg, Bremen, and other Hanse Towns, - - - -	-	-	-	-	220	36 00
France, - - - -	19,300	394	228,606	20	591	10 00
St. Pierre, Miquelon, and French fisheries, - - - -						
French West Indies, - - - -	-	-	26,535,776	2,065	1,258	
French African Ports, - - - -						
Total, - - - -	19,300	394	26,764,382	2,085	1,849	10 00
Spain, - - - -	79,853	-	168,365	182	10	
Teneriffe and the other Canaries, - - - -	200	-				
Spanish West Indies, - - - -	-	-	374,351			
Floridas and Louisiana, - - - -	-	-	4,000			
Total, - - - -	80,053	-	546,716	182	10	
Portugal, - - - -	11,513	-	48,076	-	612	
Madeira, - - - -	6,550	-	192,478			
Fayal and the other Azores, - - - -	33,750	-	240,596			
Cape de Verd Islands, - - - -	-	-	53,000			
Total, - - - -	51,813	-	534,150	-	612	
Italian Ports, - - - -			8,000	-	-	16 00
Morocco, - - - -						
East Indies, generally, - - - -	3,500	-	368,270			
Africa, generally, - - - -	-	-	91,063			
West Indies, generally, - - - -	-	-	1,777,820			
Northwest Coast of America, - - - -						
Uncertain, - - - -						
Grand Total, - - - -	270,600	1,273	65,784,524	21,838	12,120	287 10

## STATEMENT OF EXPORTS—Continued.

WHITHER EXPORTED.	WOOD.						
	Staves and Heading.	Shingles.	Hoops and Poles.	Shooks.	Empty Casks.	Masts & Spars.	Oars.
	Number.						
Russia, - - - -							
Sweden, - - - -	5,000	20,000					
Swedish West Indies, - - - -	187,550	769,925	57,300	155	513	705	750
Total, - - - -	192,550	789,925	57,300	155	513	705	750
Denmark and Norway, - - - -	12,000						
Danish West Indies, - - - -	891,010	1,672,250	570,210	1,221	1,069	9	424
Total, - - - -	903,010	1,672,250	570,210	1,221	1,069	9	424
United Netherlands, - - - -	234,380						
Dutch West Indies and American Colonies, - - - -	958,973	6,518,817	417,480	3,694	927	250	740
Cape of Good Hope, - - - -	3,000	-	-	1,247	315	-	-
Total, - - - -	1,196,353	6,518,817	417,480	4,941	1,242	250	740
England, Man, and Berwick, - - - -	7,702,389	97,000	1,612	-	-	557	6,312
Scotland, - - - -	664,570	-	-	-	-	131	30
Ireland, - - - -	3,028,504	17,000	229	-	-	489	512
Gibraltar, - - - -	9,500	-	-	-	-	-	-
Newfoundland and British Fisheries, - - - -	1,500	-	-	-	-	-	-
British West Indies, - - - -	7,177,375	29,302,166	100,564	288	645	724	1,705
British American Colonies, - - - -	113,300	126,000	5,000	-	4	-	2,000
Total, - - - -	18,697,138	29,542,166	107,405	288	649	1,901	10,559
Imperial Ports of the Austrian Netherlands and Germany, - - - -	50,450						
Hamburg, Bremen, and other Hanse Towns, - - - -	16,350						
France, - - - -	431,226	-	-	501	-	61	138
St. Pierre, Miquelon, and French Fisheries - - - -							
French West Indies, - - - -	5,495,242	38,892,444	891,738	25,766	2,631	1,230	4,171
French African Ports, - - - -	-	-	1,000	-	-	-	-
Total, - - - -	5,926,468	38,892,444	892,738	26,267	2,631	1,291	4,309
Spain, - - - -	1,619,823	20,000	2,400	22	-	20	1,124
Teneriffe and the other Canaries, - - - -	59,000	-	-	-	-	-	-
Spanish West Indies, - - - -	36,400	1,129,755	93,500	441	40	-	-
Floridas and Louisiana, - - - -	-	7,000	-	-	-	-	-
Total, - - - -	1,715,223	1,156,755	95,900	463	40	20	1,124
Portugal, - - - -	414,320	-	500	-	-	-	272
Madeira, - - - -	84,050	-	-	-	-	-	-
Fayal and the other Azores, - - - -	209,400	-	-	-	-	-	-
Cape de Verd Islands, - - - -	-	34,000	-	-	-	-	-
Total, - - - -	707,770	34,000	500	-	-	-	272
Italian Ports, - - - -	12,500						
Morocco, - - - -							
East Indies, generally, - - - -	6,500	-	-	148	-	730	843
Africa, generally, - - - -	500	25,000	4,000	64	-	54	420
West Indies, generally, - - - -	278,720	1,996,000	158,820	4,202	-	52	810
Northwest Coast of America, - - - -							
Uncertain, - - - -	-	-	-	-	800	-	-
Grand Total, - - - -	29,703,532	80,627,357	2,304,353	37,749	6,944	5,012	20,251



## STATEMENT OF EXPORTS—Continued.

WHITHER EXPORTED.	WOOD.						
	Handspikes.	Pumps.	Blocks.	Treenails.	Spokes and Felloes.	Lock Stocks.	Cords of Wood.
	Number.						
Russia, - - - -			o				
Sweden, - - - -							
Swedish West Indies, - - - -							
Total, - - - -							
Denmark and Norway, Danish West Indies, - - - -							
Total, - - - -							
United Netherlands, - - - -							
Dutch West Indies and American Colonies, - - - -	-	22	-	-	-	-	2
Cape of Good Hope, - - - -	-						
Total, - - - -	-	22	-	-	-	-	2
England, Man, and Berwick, - - - -	13,214	-	-	35,210	13,676	600	896
Scotland, - - - -	172	-	-	32,790	-	-	54
Ireland, - - - -	3,165	-	-	3,259	8,400	-	130
Gibraltar, - - - -							
Newfoundland and British Fisheries, - - - -	999	2	-	6,500	-	-	4
British West Indies, - - - -	200	6	-	5,350	-	-	
British American colonies, - - - -							
Total, - - - -	17,750	8	-	83,109	22,076	600	1,084
Imperial Ports of the Austrian Netherlands and Germany, - - - -							
Hamburg, Bremen, and other Hanse Towns, - - - -	132						
France, - - - -	-	-	-	-	-	-	13
St. Pierre, Miquelon, and Fisheries, - - - -	-	-	-	-	-	-	
French West Indies, - - - -	-	13	-	7,231	-	-	
French African Ports, - - - -	-						
Total, - - - -	-	13	-	7,231	-	-	13
Spain, - - - -	190						
Teneriffe and other Canaries, - - - -							
Spanish West Indies, - - - -	-	-	-	1,292	-	-	
Floridas and Louisiana, - - - -							
Total, - - - -	190	-	-	1,292			
Portugal, - - - -	48						
Madeira, - - - -							
Fayal and the other Azores, - - - -							
Cape de Verd Islands, - - - -							
Total, - - - -	48						
Italian Ports, - - - -							
Morocco, - - - -							
East Indies, generally, - - - -	1,000	-	4,814	-	-	-	20
Africa, generally, - - - -							
West Indies, generally, - - - -	49						
Northwest Coast of America, - - - -							
Uncertain, - - - -							
Grand Total, - - - -	19,169	43	4,814	91,632	22,076	600	1,1

## STATEMENT OF EXPORTS—Continued.

WHITHER EXPORTED.	WOOD.						Total value to each Kingdom and its Dominions. Dollars.
	Frames of Houses.	Frames of Vessels.	Cart Wheels.	Yokes, &c. for Oxen.	Mast Hoops.	Tubs and Pails.	
	Number.			Pairs.	Dozens.		
Russia, - - - - -	-	-	-	-	-	-	5,769
Sweden, - - - - -	-	-	-	-	-	-	48,117
Swedish West Indies, - - - - -	8	-	-	-	-	-	248,715
Total, - - - - -	8	-	-	-	-	-	296,832
Denmark and Norway, - - - - -	-	-	-	-	-	-	306,488
Danish West Indies, - - - - -	25	-	-	256	-	-	545,650
Total, - - - - -	25	-	-	256	-	-	852,138
United Netherlands, - - - - -	-	-	-	-	-	-	1,953,751
Dutch West Indies and American colonies, - - - - -	56	-	8	72	27	-	1,073,555
Cape of Good Hope, - - - - -	1	1	-	-	-	-	91,531
Total, - - - - -	57	1	8	72	27	-	3,118,837
England, Man, and Berwick, - - - - -	-	1	-	-	-	-	5,171,014
Scotland, - - - - -	-	-	-	-	-	-	180,837
Ireland, - - - - -	-	-	-	-	-	-	895,573
Gibraltar, - - - - -	-	-	-	-	-	-	53,178
Newfoundland and British fisheries, - - - - -	-	-	-	-	-	-	30,009
British West Indies, - - - - -	24	-	-	-	-	-	1,855,307
British American colonies, - - - - -	-	-	4	-	-	14	172,034
Total, - - - - -	24	1	4	-	-	14	8,357,952
Imperial Ports of the Austrian Netherlands and Germany, - - - - -	-	-	-	-	-	-	1,013,347
Hamburg, Bremen, and other Hanse Towns, - - - - -	-	-	-	-	-	-	792,537
France, - - - - -	-	-	-	-	-	-	1,934,395
St. Pierre, Miquelon, and French fisheries, - - - - -	-	-	-	-	-	-	7,987
French West Indies, - - - - -	142	-	60	368	-	64	5,058,485
French African Ports, - - - - -	-	-	-	-	-	-	7,735
Total, - - - - -	142	-	60	368	-	64	7,008,602
Spain, - - - - -	-	-	-	-	-	12	1,859,489
Teneriffe and other Canaries, - - - - -	-	-	-	-	-	-	1,664
Spanish West Indies, - - - - -	-	-	6	-	-	5	159,426
Floridas and Louisiana, - - - - -	-	-	-	-	-	-	164,475
Total, - - - - -	-	-	6	-	-	17	2,185,054
Portugal, - - - - -	-	-	-	-	-	-	744,182
Madeira, - - - - -	-	-	-	-	-	-	104,553
Fayal and the other Azores, - - - - -	-	-	-	-	-	-	120,336
Cape de Verd Islands, - - - - -	-	-	-	-	-	-	25,639
Total, - - - - -	-	-	-	-	-	-	994,710
Italian Ports, - - - - -	-	-	-	-	-	-	214,840
Morocco, - - - - -	-	-	-	-	-	-	2,094
East Indies, generally, - - - - -	-	-	-	-	-	-	253,131
Africa, generally, - - - - -	-	-	-	-	-	-	251,343
West Indies, generally, - - - - -	55	-	-	-	-	-	399,559
Northwest Coast of America, - - - - -	-	-	-	-	-	-	1,586
Uncertain, - - - - -	-	-	-	-	-	-	3,986
Grand Total, - - - - -	311	2	78	696	27	95	25,752,317

NOTE.—The quarterly return from Charleston, South Carolina, ending on the 30th September, 1793, with sundry others from small ports, not yet received.

TREASURY DEPARTMENT, Revenue Office, March 16, 1794.

TENCH COXE, Commissioner of the Revenue.

## A.

Supplement to the General Statement of the Exports of the United States for the year ending on the 30th day of September, 1793.

SPECIES OF MERCHANDISE.	Sweden.	United Nether-lands.	Dutch West In-dies.	England.	British West In-dies.	France.	French West In-dies.
Beer and Porter, - - - - -	-	-	-	-	-	-	378
Cotton, - - - - -	-	66	-	-	-	3	-
Coffee, - - - - -	31,800	90,510	-	-	-	420	-
Candles, Tallow.	-	-	-	-	-	-	-
Drugs and Medicines.	-	-	-	-	-	-	-
Fisheries, Fish, dried, - - -	-	-	-	-	-	-	20
Fish, pickled, - - - - -	-	-	-	-	12	-	-
Whale Oil, - - - - -	-	-	-	-	-	7,320	-
Groceries, Brown Sugar, - - -	-	-	-	-	-	18,000	-
Pimento, - - - - -	-	22,900	-	-	-	-	-
Glass, Window.	-	-	-	-	-	-	-
Hides.	-	-	-	-	-	-	-
Indian Corn, - - - - -	-	-	-	-	5,708	-	1,088
Indigo, - - - - -	-	6	-	-	-	10	-
Live Stock, Oxen, - - - - -	-	-	-	-	38	-	-
Sheep, - - - - -	-	-	-	-	206	-	-
Hogs, - - - - -	-	-	-	-	33	-	-
Merchandise, or Dry Goods, packages.	-	-	-	-	-	-	-
Nankeens, - - - - -	-	-	-	-	-	-	500
Nails.	-	-	-	-	-	-	-
Naval Stores, Tar, - - - - -	-	-	-	-	50	-	-
Turpentine, - - - - -	-	-	-	-	50	-	-
Spirits Turpentine.	-	-	-	-	-	-	-
Oil, Sweet,	-	-	-	-	-	-	-
Provisions:	-	-	-	-	-	-	79
Rice, - - - - -	531	585	81	1,619	1,429	373	633
Flour, - - - - -	-	-	129	-	131	-	330
Bread, - - - - -	-	-	-	-	215	-	-
Crackers, - - - - -	-	-	16	-	100	-	-
Pork, - - - - -	-	-	-	-	181	-	-
Beef, - - - - -	-	-	-	-	122	-	-
Butter, - - - - -	-	-	-	-	6	-	49
Lard, - - - - -	-	-	-	-	900	-	-
Onions, - - - - -	-	-	-	-	291	-	-
Spirits, foreign,	-	-	-	-	600	-	1,300
Gin, - - - - -	-	-	-	-	10	-	-
Skins and Furs,	-	7,000	-	31,500	-	15,000	-
Soap.	-	-	-	-	-	-	-
Snuff.	-	-	-	-	-	-	-
Tobacco, - - - - -	-	242	-	-	34	14	88
Wax, Bees.	-	-	-	-	-	-	-
Wines, Madeira.	-	-	-	-	-	-	-
Other Wines,	-	-	-	-	-	-	10,080
Bottled,	-	-	-	-	-	-	125
Wood, Lumber, - - - - -	-	-	-	4,000	26,500	-	26,000
Timber, - - - - -	-	-	-	152	-	-	-
Dye Wood, - - - - -	-	4 $\frac{1}{2}$	-	-	-	6 $\frac{3}{4}$	-
Staves, - - - - -	1,000	1,822	-	24,500	-	-	-
Shingles, - - - - -	-	-	-	-	130,000	-	42,000
Shooks, - - - - -	-	-	-	-	-	-	114
Hoops, - - - - -	-	-	-	-	-	-	500
Spars, - - - - -	-	-	-	-	40	-	-

## STATEMENT A—Continued.

SPECIES OF MERCHANDISE.	Spain.	Floridas and Loui- siana.	Portugal.	Italian Ports.	Danish West In- dies.	Total Quantity.	Value in Dollars.
Beer and Porter, - - - - -	-	-	-	-	1,260	1,638	577
Cotton, - - - - -	-	-	-	-	-	69	3,920
Coffee, - - - - -	77,000	-	-	-	-	199,730	31,957
Candles, Tallow, - - - - -	15	14	-	-	-	29	235
Drugs and Medicines, - - - - -	8,000	-	-	-	-	8,000	2,000
Fishery, Fish, dried, - - - - -	-	-	-	-	-	20	120
Fish, pickled, - - - - -	-	-	-	-	-	12	36
Whale Oil, - - - - -	-	-	-	-	-	7,320	2,415
Groceries, Brown Sugar, - - - - -	990	-	-	-	-	18,990	2,952
Pimento, - - - - -	-	-	-	-	-	22,900	2,862
Glass, Window, - - - - -	-	20	-	-	-	20	460
Hides, - - - - -	434	-	-	-	-	434	768
Indian Corn, - - - - -	-	-	-	-	-	6,796	6,796
Indigo, - - - - -	58	-	-	-	-	74	16,428
Live-Stock, Oxen, - - - - -	-	-	-	-	-	38	584
Sheep, - - - - -	-	-	-	-	-	206	412
Hogs, - - - - -	-	-	-	-	-	33	99
Merchandise, or Dry Goods, Packages, - - - - -	-	2	-	-	3	5	1,110
Nankeens, - - - - -	-	-	-	740	-	1,240	1,240
Nails, - - - - -	-	5	-	-	-	5	390
Naval Stores, Tar, - - - - -	-	-	-	-	-	50	100
Turpentine, - - - - -	-	-	-	-	-	50	100
Spirits Turpentine, - - - - -	-	-	-	2	-	2	30
Oil, sweet, - - - - -	-	-	-	-	-	79	195
Provisions, - - - - -	-	-	-	-	-	-	-
Rice, - - - - -	801	-	180	179	592	7,003	112,048
Flour, - - - - -	100	279	-	142	30	1,141	7,987
Bread, - - - - -	-	-	-	33	-	248	620
Crackers, - - - - -	50	-	-	212	-	378	189
Pork, - - - - -	-	12	-	-	6	199	2,388
Beef, - - - - -	-	-	-	-	4	126	1,260
Butter, - - - - -	-	-	-	-	5	60	900
Lard, - - - - -	-	-	-	-	-	900	225
Onions, - - - - -	-	-	-	-	-	291	20
Spirits, foreign, - - - - -	-	800	-	-	3,120	5,820	7,476
Gin, - - - - -	-	20	-	-	-	30	134
Skins and Furs, - - - - -	4,200	-	-	-	-	57,700	14,425
Soap, - - - - -	-	2	-	-	25	27	432
Snuff, - - - - -	-	-	-	-	600	600	200
Tobacco, - - - - -	132	-	-	22	74	606	27,600
Wax, Bees, - - - - -	1,200	-	-	1,000	-	2,200	550
Wines, Madeira, - - - - -	-	70	-	-	-	70	134
Other Wines, - - - - -	-	-	-	-	-	10,080	} 3,510
Bottled, - - - - -	-	-	-	-	-	125	
Wood, Lumber, - - - - -	-	-	-	-	5,000	61,500	1,168
Timber, - - - - -	-	-	-	-	-	152	836
Dye Wood, - - - - -	21	-	-	-	-	32	496
Staves, - - - - -	-	-	-	3,000	1,000	31,322	348
Shingles, - - - - -	-	-	-	-	14,000	186,000	558
Shooks, - - - - -	-	-	-	-	-	114	57
Hoops, - - - - -	-	-	-	-	-	500	4
Spars, - - - - -	-	-	-	-	-	40	120
						Total,	259,471

TREASURY DEPARTMENT, Revenue Office, March 20, 1794.

TENCH COXE, Commissioner of the Revenue.

B.

*A Summary of the Value and Destination of the Exports of the United States, from the 1st October, 1792, to 30th September, 1793.*

	Russia.	Sweden and Dominions.	Denmark and Dominions.	United Netherlands and Dominions.	Great Britain and Dominions.	Imperial Ports of the Austrian Netherlands & Germany.	Hamburg, Bremen, and other Hanse Towns.	France and Dominions.	Spain and Dominions.	Portugal and Dominions.	Italian Ports.	Morocco.	East Indies, generally.	Africa, generally.	West Indies, generally.	Northwest Coast of America.	Uncertain.	Total Value.
	Dolls.	Dollars.	Dollars.	Dollars.	Dollars.	Dollars.	Dollars.	Dollars.	Dollars.	Dollars.	Dollars.	Dolls.	Dollars.	Dollars.	Dollars.	Dolls.	Dolls.	Dollars.
Amount brought from General Statement,	5,769	296,832	852,138	3,118,837	8,357,952	1,013,347	792,537	7,008,602	2,185,054	994,710	214,840	2,094	253,131	251,343	399,559	1,586	3,986	25,752,317
Amount brought from Supplement A,	-	13,595	18,370	50,699	73,287	-	-	41,896	52,896	2,880	5,848	-	-	-	-	-	-	259,471
Grand Total,	5,769	310,427	870,508	3,169,536	8,431,239	1,013,347	792,537	7,050,498	2,237,950	997,590	220,688	2,094	253,131	251,343	399,559	1,586	3,986	26,011,788

TREASURY DEPARTMENT, *Revenue Office, March 20, 1794.*

TENCH COXE, *Commissioner of the Revenue.*

3d CONGRESS.

No. 23.

[1st SESSION.]

## LIGHT HOUSE ON THE COAST OF NORTH CAROLINA.

COMMUNICATED TO THE HOUSE OF REPRESENTATIVES, APRIL 15, 1794.

Mr. BLOUNT, from the committee to whom was referred a bill, sent from the Senate, entitled "An act to erect a Light House on the head land of Cape Hatteras, and a lighted Beacon on Ocracock Island, in the State of North Carolina," together with the representation of Richard Wade, and others, and the report of the Secretary of the Treasury thereon, reported:

That, for the reasons stated in the representation of Richard Wade, and others, which are said, by a gentleman who has been upwards of twenty years acquainted with the navigation of Ocracock Inlet, to be just, your committee are of opinion that the lighted Beacon proposed to be erected on Ocracock Island, ought to be erected on an Island in the harbor of Ocracock, called Shell Castle; but, as that Island is situate nearly a league within the bar, they think it would be proper to make the beacon five feet higher than has been proposed, and two feet broader at the base; and, therefore, they recommend the following amendments to the bill, viz:

Strike out, in the third and fourth lines of the second section, the words "certain land ceded to the United States by the State of North Carolina, aforesaid, situate on Ocracock Island, in said State," and insert, instead thereof, the words, "an island in the harbor of Ocracock, called Shell Castle." Insert, in the fifth line of the second section, after the word "fifty," the word five; and, in the same line, after the word "twenty," the word two.

NOTE.—See Nos. 20 and 21.

3d CONGRESS.]

No. 24.

[1st SESSION]

## EXPORTS FOR THE YEAR ENDING 30TH SEPTEMBER, 1793.

COMMUNICATED TO THE HOUSE OF REPRESENTATIVES, JUNE 3, 1794.

TREASURY DEPARTMENT, June 2d, 1794.

SIR:

I have the honor to transmit, herewith, for the information of the House of Representatives, a General Abstract of the Exports of the United States, for one year, ending on the 30th of September, 1793. Annexed thereto are two Summary Statements, for the same period; the first, exhibiting the Value of the Exports from each State; and the second, presenting a view of the Exportation to all the foreign Dominions with whom the United States maintain a commercial intercourse.

With perfect respect, I have the honor to be, sir, your most obedient servant,

A. HAMILTON.

The Honorable the SPEAKER of the House of Representatives.

*Abstract of Goods, Wares, and Merchandise, exported from the United States, from the 1st October, 1792, to 30th September, 1793.*

Species of Merchandise.	Quantity.	Species of Merchandise.	Quantity.
Ashes, pot, - - - tons, -	4,359 9	Coffee, - - -	{ hhds. - 3,895
Do. pearl, - - - " -	1,807 6		{ tierces, - 1,914
Apples, - - - bbls. -	8,994		{ barrels, - 10,175
Bark of oak, - - - hhds. -	3,108		{ bags, - 8,789
Do. do. - - - cords, -	444		{ pounds, - 10,764,549
Do. essence of, - - - gallons, -	208	Cocoa, - - -	{ hhds. - 12
Bricks, - - - number, -	683,070		{ tierces, - 55
Boats, - - - " -	73		{ barrels, - 180
Boots, - - - pairs, -	1,167		{ bags, - 336
Shoes, - - - " -	15,102		{ pounds, - 133,675
Beer, Porter, and Cider, gallons, -	137,631	Carriages.	
Do. do. bottled, dozens, -	776	Coaches, chaises, and	
Blacking, or Lampblack, pounds, -	70	chairs, - - - number, -	54
Do. - - - hhds. -	100	Wagons, carts, and	
Bellows, Smiths' - - - pairs, -	1	drays, - - - " -	48
Cotton, - - - bags, -	2,438	Wheelbarrows, &c. - - -	44
Chalk, - - - tons, -	16	Copper, - - - packages, -	146
Candles, wax, - - - boxes, -	48	Duck, - - - pieces, -	2,630
Do. myrtle, - - - " -	18	Drugs and medicine, - - - pounds, -	52,720
Do. spermaceti, - - - " -	5,874	Do. do. - - - packages, -	281
Do. tallow, - - - " -	9,857	Do. Sassafras, - - - tons, -	67 10
Cordage, - - - tons, -	469 19	Earthenware, - - - crates, -	175
Coal, - - - bushels, -	14,719	Flaxseed, - - - casks, -	51,708
Cranberries, - - -	166	Flax, - - - pounds, -	1,474
Cards, wool and cotton, dozens, -	34	Furniture, house, - - - packages, -	44

## ABSTRACT—Continued.

Species of Merchandise.	Quantity.	Species of Merchandise.	Quantity.
<i>Furniture.</i>			
Tables, bureaux, &c. number, -	175	Powder, gun, - - - qr. casks, -	1,286
Windsor Chairs, - - - " -	3,884	Do. hair, - - - pounds, -	12,810
Chests, - - - " -	201	Paper, - - - reams, -	75
<i>Fishery.</i>		Pipes, - - - groce, -	48
Fish, dried, - - - quintals, -	372,825	Paints, - - - kegs, -	102
Do. pickled, - - - barrels, -	45,440	Pearl, - - - boxes, -	67
Oil of whale, - - - gallons, -	512,780	<i>Provisions.</i>	
Oil spermacefi - - - " -	140,056	Rice, - - - tierces, -	134,611
Whalebone, - - - pounds, -	202,620	Flour, - - - barrels, -	1,074,639
<i>Grain and pulse.</i>		Bread, - - - " -	76,653
Wheat, - - - bushels, -	1,450,575	Crackers, - - - kegs, -	43,306
Rye, - - - " -	1,305	Rye Meal, - - - bbls. -	12,695
Barley, - - - " -	30	Indian Meal, - - - " -	37,943
Indian corn, - - - " -	1,233,768	Ship stuff, - - - " -	3,871
Buckwheat, - - - " -	330	Buckwheat, - - - " -	146
Oats, - - - " -	78,524	Beef, - - - " -	75,106
Peas and beans, - - - " -	40,620	Pork, - - - " -	38,563
<i>Groceries.</i>		Neats tongues, - - - kegs, -	867
Loaf sugar, - - - hhds. -	9	Tongues and sounds, - - - " -	209
Do. - - - tierces, -	6	Hams and bacon, - - - pounds, -	521,483
Do. - - - barrels, -	59	Butter, - - - firkins, -	9,190
Do. - - - pounds, -	27,554	Cheese, - - - pounds, -	146,269
Brown Sugar, - - - " -	4,539,809	Lard, - - - " -	597,297
Chocolate, - - - " -	7,432	Sausages, - - - " -	2,863
Raisins, - - - " -	84,800	Pickled Oysters, - - - kegs & pots, -	1,591
Almonds, - - - " -	13,900	Potatoes, - - - bushels, -	20,367
Pimento, - - - " -	114,255	Onions, - - - do. & bunches, -	269,380
Cloves, - - - " -	500	Reeds, - - - number, -	123,276
Pepper, - - - " -	14,361	Spirits, American, - - - gallons, -	665,522
Ginger, - - - bags, -	478	Foreign, - - - " -	224,614
Cassia and Cinnamon, - - - packages, -	351	Gin, - - - cases, -	10,761
Glass, - - - boxes, -	47	<i>Saddlery.</i>	
Do. - - - packages, -	13	Saddles, - - - number, -	1,114
Ginseng, - - - pounds, -	71,550	Bridles, - - - " -	997
Do. - - - packages, -	188	Harness, - - - sets, -	20
Grindstones, - - - number, -	38	Soap, - - - boxes, -	6,620
Hides, - - - " -	9,278	Starch, - - - pounds, -	5,440
Horns and Tips, - - - " -	91,142	Suuff, - - - " -	35,559
Hats, - - - " -	2,777	Salt, - - - bushels, -	1,107
Honey, - - - gallons, -	732	Spruce, Essence of, - - - boxes, -	81
Hops, - - - packages -	73	Silk, raw, - - - pounds, -	104
Hay, - - - tons, -	1,871	Silver sweepings, - - - casks, -	7
<i>Iron.</i>		Skins and Furs, - - - pounds, -	426,318
Nails, - - - casks, -	144	Do. do. - - - packages, -	1,123
Axes, Spades, Hoes, - - - number, -	951	Do. do. - - - number, -	27,446
Anchors, - - - " -	11	Tobacco, - - - hhds. -	59,947
Grapnels, - - - " -	215	Do. manufactured, - - - pounds, -	137,784
Pots, Kettles, and other castings, - - - " -	6,117	Tallow, - - - " -	309,366
Do. do. do. casks, -	3	Twine, - - - " -	3,760
Cannon, - - - number, -	43	Tin, - - - boxes, -	121
Shot, - - - tons, -	13	Teas, Bohea, - - - pounds, -	21,521
Pig, - - - " -	2,089	Souchong, - - - " -	3,020
Bar, - - - " -	763	Hyson, - - - " -	17,672
Hoops, - - - " -	27	Other green, - - - " -	7,725
Indigo, - - - casks, -	462	Vinegar, - - - gallons, -	3,473
Do. - - - and pounds, -	690,989	Varnish, - - - casks, -	24
Ivory, - - - packages, -	10	<i>Wines.</i>	
<i>Lead.</i>		Madeira, - - - gallons, -	49,180
Pig, - - - number, -	241	Other Wines, - - - " -	180,929
Shot, - - - pounds, -	952	Bottled, - - - dozens, -	1,330
Sheet, - - - tons, -	1	Wax, Bees, - - - pounds, -	272,800
Leather, - - - pounds, -	17,301	Myrtle, - - - " -	1,273
Do. - - - packages, -	52	<i>Wood.</i>	
Lime, - - - bushels, -	748	Lumber, - - - feet, -	65,846,024
<i>Live Stock.</i>		Timber, - - - tons, -	21,838
Horned cattle, - - - number, -	3,728	Do. - - - pieces, -	12,272
Horses, - - - " -	4,613	Dye Wood, - - - tons, -	319
Mules, - - - " -	1,105	Staves and Heading, - - - number, -	29,734,854
Sheep, - - - " -	12,064	Shingles, - - - " -	80,813,357
Hogs, - - - " -	9,934	Hoops and Poles, - - - " -	2,304,853
Poultry, - - - dozens, -	6,428	Shooks, - - - " -	37,863
Merchandise or dry goods, - - - packages, -	4,136	Empty Casks, - - - " -	6,944
Nankeens, - - - pieces, -	10,972	Masts and Spars, - - - " -	5,052
Tow Cloth, - - - yards, -	14,947	Oars, - - - " -	20,251
Molasses, - - - gallons -	28,733	Handspikes, - - - " -	19,169
Millstones, - - - number, -	2	Pumps, - - - " -	43
<i>Naval stores.</i>		Blocks, - - - " -	4,814
Pitch, - - - barrels, -	8,338	Treenails, - - - " -	91,632
Tar, - - - " -	67,961	Spokes and Felloes, - - - " -	22,076
Rosin, - - - " -	1,715	Lock Stocks, - - - " -	600
Turpentine, - - - " -	36,957	Cords of Wood, - - - " -	1,119
Spirits of Turpentine, - - - casks, -	93	Frames of houses, - - - " -	311
Negro slaves, - - - number, -	21	Do. of vessels, - - - " -	2
Nuts, - - - bushels, -	502	Cart Wheels, - - - " -	78
Oil, linseed, - - - gallons, -	1,183	Yokes and Bows, - - - pairs, -	696
Do. sweet, - - - boxes & baskets, -	1,168	Mast Hoops, - - - dozens, -	27
		Tubs, Pails, &c. - - - " -	95

*Value of Goods, Wares, and Merchandise, Exported from each State.*

New Hampshire, . . . . .	\$198,197	Delaware, . . . . .	\$71,242
Massachusetts, . . . . .	3,676,412	Maryland, . . . . .	3,687,119
Rhode Island, . . . . .	616,416	Virginia, . . . . .	2,984,317
Connecticut, . . . . .	770,239	North Carolina, . . . . .	363,307
New York, . . . . .	2,934,370	South Carolina, . . . . .	3,195,874
New Jersey, . . . . .	54,176	Georgia, . . . . .	501,383
Pennsylvania, . . . . .	6,958,736		
		Total, . . . . .	<u>\$26,011,788</u>

NOTE.—Sundry returns, from small ports, not yet received.

*A Summary of the Value and Destination of the Exports of the United States, agreeably to the foregoing Abstract.*

To the Dominions of Russia, . . . . .	\$5,769
the Dominions of Sweden, . . . . .	310,427
the Dominions of Denmark, . . . . .	870,508
the Dominions of the United Netherlands, . . . . .	3,169,536
the Dominions of Great Britain, . . . . .	8,431,239
the Imperial Ports of the Austrian Netherlands and Germany, . . . . .	1,013,347
Hamburg, Bremen, and other Hanse Towns, . . . . .	792,537
the Dominions of France, . . . . .	7,050,498
the Dominions of Spain, . . . . .	2,237,950
the Dominions of Portugal, . . . . .	997,590
the Italian Ports, . . . . .	220,688
Morocco, . . . . .	2,094
the East Indies, generally, . . . . .	253,131
Africa, generally, . . . . .	251,343
the West Indies, generally, . . . . .	399,559
the Northwest Coast of America, . . . . .	1,586
Uncertain, . . . . .	3,986
Total, . . . . .	<u>\$26,011,788</u>

TREASURY DEPARTMENT, *Revenue Office, March 20th, 1794.*

TENCH COXE, *Commissioner of the Revenue.*



3d CONGRESS.]

No. 25.

[2d SESSION.

## EXPORTS FOR THE YEAR ENDING SEPTEMBER 30, 1794.

COMMUNICATED TO THE SENATE, FEBRUARY 27, 1795.

TREASURY DEPARTMENT, *February 26th, 1795.*

SIR: I have the honor to transmit a return of the exports of the United States, for the year ending the 30th of September, 1794, with a letter, relative thereto, from the commissioner of the revenue, of this date.

I have the honor to be, with perfect respect, sir, your obedient servant,

OLIVER WOLCOTT, *Secretary of the Treasury.*

The Honorable the PRESIDENT of the Senate of the United States.

TREASURY DEPARTMENT, *Revenue Office, February 26th 1795.*

SIR: The enclosed return of the exports of the United States, for the year ending on the 30th day of September, 1794, has been prepared, as usual, for transmission to the Senate. It may be useful to observe, that, if the three quarters *unreturned from Charleston*, should be no greater than those of the preceding year, the exports of the United States, for the term comprehended in the present return, will amount to 32,216,772 dollars. As that is a very rising port, and the general increase of the value of our exports, in the latter year, appears to be on a medium about twenty-five per cent., it cannot be doubted that the present return, if completed, would amount to thirty-two millions of dollars.

I am, sir, with great respect, your most obedient servant,

TENCH COXE, *Commissioner of the Revenue.*

*The Secretary of the Treasury.*

A General Statement of Goods, Wares, and Merchandise, exported from the United States, from the 1st day of October, 1793, to the 30th day of September, 1794.

WHITHER EXPORTED.	ASHES.		Apples	BARK, OF OAK.		Bricks.	Boats.	Boots.	Shoes.	Beer, Porter, and Cider.		Blacking, or Lampblack.		Cot-ton.	Chalk.	CANDLES.				Cord-age.	Coal.	Cran-berries	Cards, Wool and Cotton.			
	Pot.	Pearl.		Hhds.	Cords.					Gallons.	Doz's.	Packa-ges.	Hhds.			Wax.	Myrde.	Sperma-ceti.	Tallow.					Tons.	Bushels.	Doz's.
	Tons.	Tons.		No.	No.					Number.	No.	Pairs.	Pairs.			Bags.	Tons.	Boxes.	Tons.					Bushels.	Doz's.	
Russia, - - - - -	-	-	-	-	-	-	-	-	-	-	-	-	50	-	-	-	-	-	-	-	-	-	-			
Sweden, - - - - -	3	-	-	-	-	-	-	-	-	-	-	-	-	-	-	-	-	-	-	-	-	-	-			
Swedish West Indies, - - - - -	-	-	-	-	16,500	-	150	1,874	2,513	-	256	-	-	-	-	-	-	26	643	-	-	-	-			
Denmark and Norway, - - - - -	7	-	-	-	-	-	-	-	-	-	-	-	-	-	-	-	-	-	-	-	-	13	-			
Danish West Indies, - - - - -	-	-	210	-	70,200	1	325	3,927	4,160	45	30	-	-	-	-	-	-	140	1,830	-	-	-	-			
United Netherlands, - - - - -	650	365	-	-	-	-	-	-	-	-	-	-	-	-	-	-	-	212	263	-	-	-	-			
Dutch West Indies, - - - - -	-	-	214	-	44,750	9	341	5,982	3,883	-	-	-	-	-	-	-	-	1,223	1,812	12.00	612	20	48			
England, Man, and Berwick, - - - - -	1,767	711	499	404	20,000	-	-	-	-	-	-	-	-	-	-	-	-	-	-	-	-	-	-			
Scotland, - - - - -	-	-	-	-	-	-	-	-	-	-	-	-	-	-	-	-	-	-	-	-	-	-	-			
Ireland, - - - - -	437	128	25	834	-	-	-	-	-	-	908	-	400	20	71	-	-	-	51	44	-	-	-			
British East Indies, - - - - -	-	-	-	-	59,000	9	744	13,905	1,530	-	-	-	66	-	-	-	-	-	653	2,066	.07	800	-	113		
British West Indies, - - - - -	-	-	655	-	8,000	-	47	3,707	1,630	-	-	-	29	-	-	-	-	-	-	10	5.00	-	-			
British American Colonies, - - - - -	-	-	1,712	-	-	-	-	-	-	-	-	-	-	-	-	-	-	-	-	-	-	-	-			
Imp'l Ports of Austrian Netherl'ds & Germany, - - - - -	-	-	-	-	-	-	-	-	-	-	-	64	-	-	-	-	-	-	-	-	-	-	-			
Hamburg, Bremen, and other Hanse Towns, - - - - -	48	164	-	-	-	-	-	-	-	-	-	-	-	1,614	-	-	-	-	-	100	-	-	-			
France, - - - - -	82	30	-	-	-	-	-	-	-	-	-	-	-	323	-	-	-	-	-	77	-	-	-			
St. Pierre, Miquelon, and French Fisheries, - - - - -	-	-	-	-	-	-	-	-	-	-	-	-	-	-	-	-	-	-	-	-	-	-	-			
French West Indies, - - - - -	-	-	824	-	76,630	3	4,005	34,561	28,660	308	24	-	-	-	-	-	30	103	1,473	8,112	1.18	125	16			
Spain, - - - - -	57	21	-	-	-	-	-	1,800	-	-	-	-	-	28	-	-	-	-	338	285	-	-	-			
Teneriffe and other Canaries, - - - - -	-	-	-	-	14,500	3	185	2,596	10,070	-	-	-	-	-	-	-	-	-	196	541	-	-	-			
Spanish West Indies, - - - - -	-	-	86	-	-	-	-	-	-	-	-	-	-	-	-	-	-	-	64	289	-	-	-			
Floridas and Louisiana, - - - - -	-	-	20	-	136,500	-	-	642	10,044	-	-	-	-	2	-	-	-	-	-	52	-	-	-			
Portugal, - - - - -	-	-	-	-	-	-	-	-	3,640	-	-	-	-	-	-	-	-	-	6	-	-	-	-			
Madeira, - - - - -	-	-	-	-	1,000	-	-	-	-	-	-	-	-	-	-	-	-	-	9	-	-	-	-			
Fayal and other Azores, - - - - -	-	-	-	-	-	-	-	-	-	-	-	-	-	-	-	-	-	-	-	-	-	-	-			
Cape de Verd Islands, - - - - -	-	-	-	-	-	-	-	-	-	-	-	-	-	-	-	-	-	-	-	-	-	-	-			
Italian Ports, - - - - -	-	-	-	-	-	-	-	-	-	-	-	-	-	25	-	-	-	-	-	-	-	-	-			
China, - - - - -	-	-	-	-	-	-	-	-	450	-	-	-	-	-	-	-	-	-	-	5	-	-	-			
East Indies, generally, - - - - -	-	-	6	-	-	-	-	558	13,485	-	-	-	5	-	-	-	-	-	240	154	37.10	-	-			
West Indies, generally, - - - - -	-	-	254	-	15,000	-	194	8,997	180	-	-	-	2	-	-	-	-	-	377	1,836	-	720	-			
Africa, generally, - - - - -	-	-	-	-	-	-	-	452	-	-	-	-	-	-	-	-	-	-	45	30	13.05	-	-			
Northwest Coast of America, - - - - -	-	-	-	-	-	-	-	400	-	-	-	-	-	1	-	-	-	-	-	-	4.00	-	-			
Uncertain, - - - - -	-	-	-	-	-	-	-	-	-	-	-	-	-	-	-	-	-	-	-	-	-	-	-			
Total, - - - - -	3,051	1,419	4,505	834	404	462,080	25	5,991	79,401	81,153	417	710	117	6,404	5	76	103	5,053	18,149	74.00	2,257	97	113			
Add the am't of two quart. returns from N. Y. received since this statement was made up, - - - - -	1,803	918	1,129	-	-	31,000	7	120	13,497	1,918	-	-	-	818	-	-	-	109	2,232	15.10	140	-	-			
Grand Total, - - - - -	4,854	2,337	5,634	834	404	493,080	32	6,111	92,898	83,071	417	710	117	7,222	5	76	103	5,162	20,381	89½	2,397	97	113			

STATEMENT OF EXPORTS—Continued.

WHITHER EXPORTED.	Coffee.					Cocoa.	CARRIAGES.			Copper.	Cork.	Duck.	DRUGS AND MEDICINES.			Earthen Ware.	Flax Seed.	Flax.	FURNITURE, HOUSE.			
	Hhds.	T'rees.	Barrels.	Bags.	Pounds.		Pounds.	Coaches &c.	Wagons &c.				Wh'barrows &c.	Pounds.	Groce.				Pieces.	Packg.	Pounds.	Tons.
						Tables, Bureaux Desks.				Chairs.	Packages.	Sea-men's Chests.										
Russia, - - - - -	61	46	243	152	167,721	-	-	-	-	-	-	-	-	-	-	-	-	-	20	204	16	-
Sweden, - - - - -	-	-	-	-	12,752	-	-	2	-	-	-	-	-	-	-	-	-	-	-	-	-	-
Swedish West Indies, - - - - -	-	-	-	-	592	-	-	-	-	-	-	-	-	-	-	-	-	-	-	-	-	-
Denmark and Norway, - - - - -	20	92	155	329	427,125	-	-	-	-	-	-	13	-	-	-	-	-	-	-	-	-	-
Danish West Indies, - - - - -	-	-	-	-	1,591	-	-	-	-	-	-	97	547	-	-	-	5	-	-	-	-	-
United Netherlands, - - - - -	1,774	1,008	4,094	7,939	7,847,131	460,017	9	12	6	-	-	1	-	-	20	-	-	15	558	9	20	
Dutch West Indies, - - - - -	-	-	-	-	-	-	4	5	8	-	20	90	13	2,512	59	-	9,973	-	-	-	-	-
England, Man, and Berwick, - - - - -	793	262	475	1,897	1,723,022	-	-	-	-	-	-	-	-	-	-	-	-	-	-	-	-	
Scotland, - - - - -	-	-	-	-	-	-	-	-	-	-	-	-	-	-	-	-	25,979	-	-	-	-	-
Ireland, - - - - -	-	-	-	-	38,061	-	-	-	-	-	-	-	-	-	-	-	-	-	-	-	-	-
British East Indies, - - - - -	-	-	-	-	-	-	-	-	-	4,739	-	-	-	-	-	-	-	-	12	726	8	-
British West Indies, - - - - -	-	-	-	-	27,100	-	-	-	-	-	102	-	-	-	-	-	-	65	-	-	-	-
British American Colonies, - - - - -	-	-	-	-	-	-	-	-	-	-	22	-	-	-	15	-	-	-	-	-	-	-
Imp'l Ports of Austrian Netherl'ds & Germany, - - - - -	40	6	134	-	134,500	-	-	-	-	-	-	-	-	-	-	-	-	-	-	-	-	-
Hamburg, Bremen, and other Hanse Towns, - - - - -	2,418	782	3,323	4,045	7,569,436	124,783	-	-	-	-	-	62	2,640	-	-	-	-	-	-	-	-	-
France, - - - - -	82	57	34	2	1,273,702	-	-	-	-	-	-	-	-	-	-	-	-	-	-	-	-	-
St. Pierre, Miquelon, and French Fisheries, - - - - -	-	-	-	-	-	-	2	-	-	1,090	-	10	174	-	-	17	-	-	45	276	-	-
French West Indies, - - - - -	-	-	-	-	830	-	-	-	-	-	-	12	-	-	2	-	-	-	-	-	-	-
Spain, - - - - -	-	-	-	-	336,582	475,798	-	-	-	-	-	-	-	-	-	-	2,000	-	-	-	-	-
Teneriffe and other Canaries, - - - - -	-	-	-	-	-	-	-	-	-	-	-	-	-	-	7	-	-	-	12	-	6	-
Spanish West Indies, - - - - -	-	-	-	-	16,800	-	5	16	20	-	-	-	-	-	-	-	-	-	-	-	-	-
Floridas and Louisiana, - - - - -	-	-	25	-	-	-	6	-	-	-	-	-	95	-	-	1	-	-	-	60	-	-
Portugal, - - - - -	-	-	-	-	1,092	-	-	-	-	-	-	-	3	-	-	-	-	-	-	-	-	-
Madeira, - - - - -	-	-	-	-	-	-	-	-	-	-	-	-	-	-	-	-	-	-	-	-	-	-
Fayal and the other Azores, - - - - -	-	-	-	-	-	-	1	-	-	-	-	-	-	-	-	-	-	-	-	-	6,000	-
Cape de Verd Islands, - - - - -	-	-	-	-	-	-	-	-	-	-	-	-	1	-	-	-	-	-	-	-	-	-
Italian Ports, - - - - -	49	30	160	130	309,157	36,053	-	-	-	-	-	-	50	-	-	-	-	-	-	-	-	-
China, - - - - -	-	-	-	-	150	-	-	-	-	-	-	-	-	-	-	-	-	-	-	-	-	-
East Indies, generally, - - - - -	-	-	-	-	-	-	-	-	-	625	273	4	-	-	-	-	13	-	-	-	-	-
West Indies, generally, - - - - -	-	-	-	-	-	-	-	-	-	-	42	-	-	-	5	-	-	-	-	12	-	30
Africa, generally, - - - - -	-	-	-	-	1,151	-	-	-	-	-	-	-	-	-	5	-	-	-	-	-	-	-
Northwest Coast of America, - - - - -	-	-	-	-	-	-	-	-	4,066	-	20	-	-	-	-	-	-	-	-	-	-	-
Uncertain, - - - - -	-	-	-	-	-	-	-	-	-	-	-	-	-	-	-	-	-	-	-	-	-	-
Total, - - - - -	5,237	2,283	8,643	14,494	19,888,495	1,096,651	27	35	34	9,895	645	609	476	5,699	59	71	35,971	8,065	104	1,836	39	50
Add the am't of two quart'ly returns from N. Y. received since this statement was made up, - - - - -	-	-	-	-	2,874,080	45,151	-	-	-	-	20	-	99	-	-	37	2,649	600	-	160	-	-
Grand Total, - - - - -	5,237	2,283	8,643	14,494	22,762,575	1,141,802	27	35	34	9,895	665	609	575	5,699	59	108	38,620	8,665	104	1,996	39	50

STATEMENT OF EXPORTS—Continued.

WHITHER EXPORTED.	FISHERIES.					GRAIN AND PULSE.							GROCERIES.					
	Fish, dried.	Fish, Pickled.	Oil, Whale.	Oil, Spermaceti.	Whale-bone.	Wheat.	Rye.	Barley.	Indian Corn.	Buck Wheat.	Oats.	Peas and Beans.	Loaf Sugar.					
	Quintals.	Barrels.	Gallons.	Gallons.	Pounds.	Bushels.							Hhds.	Tierces.	Barrels.	Pounds.		
Russia, - - - - -	-	-	-	-	-	-	-	-	-	-	-	-	-	-	-	-	-	-
Sweden, - - - - -	-	-	-	-	-	-	-	-	-	-	-	-	-	-	-	-	-	-
Swedish West Indies, - - - - -	1,164	547	960	-	-	-	-	-	69,301	40	4,654	21,072	-	-	-	-	-	-
Denmark and Norway, - - - - -	-	-	-	-	-	-	-	-	-	-	-	-	-	-	-	-	-	-
Danish West Indies, - - - - -	7,705	2,462	7,690	-	-	42	-	10	53,597	-	11,604	17,842	3	2	3	-	1,000	
United Netherlands, - - - - -	100	-	168,039	13,284	82,622	17,386	-	-	5,400	220	-	800	-	-	-	-	200	
Dutch West Indies, - - - - -	48,909	7,577	43,160	-	-	-	-	16	27,307	-	5,075	10,404	1	2	2	-	2,500	
England, Man, and Berwick, - - - - -	-	-	908	-	-	40,173	-	-	15,814	-	-	5,647	-	-	-	-	-	
Scotland, - - - - -	-	-	-	-	-	-	-	-	-	-	-	-	-	-	-	-	-	
Ireland, - - - - -	-	-	110,355	10,264	39,356	6,723	-	-	-	-	-	802	-	-	-	-	-	
British East Indies, - - - - -	-	-	-	-	-	-	-	-	-	-	-	-	-	-	-	-	-	
British West Indies, - - - - -	51,751	7,746	19,714	622	-	-	-	-	277,280	60	14,722	62,826	-	-	-	-	2,050	
British American colonies, - - - - -	110	35	252	-	-	-	20	-	22,221	-	-	347	2	-	-	-	250	
Imperial Ports of the Austrian Netherlands and Germany, - - - - -	-	-	-	-	-	-	-	-	-	-	-	-	-	-	-	-	-	
Hamburg, Bremen, and other Hanse Towns, - - - - -	-	10	15,587	-	14,342	-	-	-	-	-	-	253	-	-	-	-	9,800	
France, - - - - -	1,717	-	171,170	51,063	68,919	51,764	-	-	4,000	-	-	80	-	-	-	-	-	
St. Pierre, Miquelon, and French fisheries, - - - - -	-	-	-	-	-	-	-	-	-	-	-	-	-	-	-	-	-	
French West Indies, - - - - -	115,011	11,787	91,120	200	-	-	-	-	44,514	-	8,499	20,261	-	-	-	-	700	
Spain, - - - - -	83,585	1,015	194,275	-	31,108	365,018	-	-	168,537	-	-	11,464	-	-	-	-	180	
Teneriffe and the other Canaries, - - - - -	168	10	-	-	-	-	-	-	-	-	-	-	-	-	-	-	-	
Spanish West Indies, - - - - -	7,132	896	6,109	-	-	2,354	-	-	7,823	-	-	2,108	-	-	16	-	-	
Floridas and Louisiana, - - - - -	288	10	1,300	-	-	-	-	-	-	-	-	415	-	-	-	-	-	
Portugal, - - - - -	4,957	66	499	-	-	180,631	-	-	464,484	-	-	19,157	-	-	-	-	-	
Madeira, - - - - -	1,582	2	665	-	-	2,200	-	-	19,582	-	3,490	56	-	-	-	-	-	
Fayal and the other Azores, - - - - -	1,788	65	2,000	-	-	4,272	-	-	29,788	-	-	525	-	-	-	-	-	
Cape de Verd Islands, - - - - -	-	-	-	-	-	-	-	-	-	-	-	9	-	-	-	-	-	
Italian Ports, - - - - -	2,709	-	-	-	-	-	-	-	150	-	-	240	-	-	-	-	454	
China, - - - - -	1,203	-	-	30	-	-	-	-	1,557	-	-	40	-	-	-	-	96	
East Indies, generally, - - - - -	1,225	226	840	-	-	-	-	-	563	-	-	-	-	-	-	-	-	
West Indies, generally, - - - - -	85,539	2,370	28,233	-	-	-	-	-	28,481	26	5,489	7,219	-	-	-	-	-	
Africa, generally, - - - - -	58	49	62	-	-	-	-	-	570	-	-	103	-	-	-	-	2,265	
Northwest Coast of America, - - - - -	-	-	-	-	-	-	-	-	-	-	-	20	-	-	-	-	-	
Uncertain, - - - - -	10	54	720	-	-	-	-	-	280	-	-	-	-	-	-	-	-	
Total, - - - - -	416,711	34,927	863,658	75,463	236,347	670,563	20	26	1,241,249	346	53,533	181,690	6	4	21	-	19,495	
Add the am't of two quart. returns from N. Y. received since this statement was made up, - - - - -	2,196	1,882	106,970	7,030	77,120	26,234	676	-	231,451	-	1,470	16,187	-	-	-	-	840	
Grand Total, - - - - -	418,907	36,809	970,628	82,493	313,467	696,797	696	26	1,472,700	346	55,003	197,877	6	4	21	-	20,335	

STATEMENT OF EXPORTS—Continued.

WHITHER EXPORTED.	GROCERIES.									Glass.	Ginseng.	Grind Stones.	Hides.	Horn Tips.	Hats.	Honey.	Hops.		
	Brown and other Sugars.	Chocolate.	Raisins.	Almonds.	Pimento.	Cloves.	Pepper.	Ginger.	Cassia and Cinamon.										
	Pounds.																	Bags.	Pack'gs.
Russia, - - - - -	289,280	-	-	-	-	-	-	-	-	-	-	-	-	-	-	-	-	-	-
Sweden, - - - - -	-	-	-	-	-	-	-	-	-	-	-	-	-	-	-	-	-	-	-
Swedish West Indies, - - - - -	-	-	-	-	-	-	-	-	-	-	-	-	-	-	-	-	-	-	-
Denmark and Norway, - - - - -	1,051,600	-	-	-	-	-	-	-	-	-	-	-	-	-	-	-	-	-	30
Danish West Indies, - - - - -	202	150	3,030	-	-	-	-	-	-	-	-	-	-	-	-	-	-	-	-
United Netherlands, - - - - -	6,901,914	1,545	-	-	5,942	-	-	-	-	1	-	-	4	-	-	-	-	-	387
Dutch West Indies, - - - - -	2,000	-	7,240	-	-	-	-	800	176	-	-	-	-	-	-	-	-	-	-
England, Man, and Berwick, - - - - -	1,110,750	-	-	-	-	-	-	-	-	-	-	-	-	-	-	-	-	-	-
Scotland, - - - - -	-	-	-	-	-	-	-	-	320	-	-	3	-	-	-	-	-	-	-
Ireland, - - - - -	-	-	-	-	-	-	-	-	-	-	-	-	-	-	-	-	-	-	-
British East Indies, - - - - -	-	-	-	-	-	-	-	-	-	-	-	-	-	-	-	-	-	-	-
British West Indies, - - - - -	-	-	-	-	-	-	-	-	-	-	-	-	-	-	-	-	-	-	-
British American colonies, - - - - -	7,318	508	1,980	1,080	-	-	-	-	-	-	-	-	-	-	-	-	-	-	13,800
Imperial Ports of the Austrian Netherlands and Germany, - - - - -	33,100	1,000	-	-	-	-	-	20	-	-	1	3	-	-	-	-	-	-	-
Hamburg, Bremen, and other Hanse Towns, - - - - -	5,763,527	650	-	-	-	-	-	-	-	-	-	-	-	-	-	-	-	-	6,440
France, - - - - -	1,172,934	-	-	-	25,271	-	-	-	640	-	-	-	-	-	-	-	-	-	-
St. Pierre, Miquelon, and French fisheries, - - - - -	-	-	-	-	6,360	-	-	4,080	-	-	-	-	-	-	-	-	-	-	-
French West Indies, - - - - -	-	-	7,800	-	-	-	-	-	-	-	-	-	-	-	-	-	-	-	-
Spain, - - - - -	183,206	-	-	-	-	-	-	4,380	-	20	130	-	-	-	-	-	-	-	-
Teneriffe and the other Canaries, - - - - -	-	-	-	-	-	-	-	9,818	-	-	-	-	-	1,000	-	-	-	-	5,192
Spanish West Indies, - - - - -	-	-	375	-	-	-	-	-	-	-	-	-	-	-	-	-	-	-	-
Floridas and Louisiana, - - - - -	-	400	-	-	-	-	-	1,280	-	-	-	-	-	51	-	-	-	-	813
Portugal, - - - - -	-	-	-	-	-	-	1,900	200	-	-	3	-	-	-	-	-	-	-	-
Madeira, - - - - -	-	-	-	-	-	-	-	-	-	-	-	-	-	-	-	-	-	-	-
Fayal and the other Azores, - - - - -	-	-	-	-	-	-	-	-	-	-	-	-	-	-	-	-	-	-	-
Cape de Verd Islands, - - - - -	-	-	-	-	-	-	-	-	-	-	-	-	-	-	-	-	-	-	-
Italian Ports, - - - - -	302,128	-	-	-	-	-	-	-	-	-	-	-	-	-	-	-	-	-	-
China, - - - - -	400	280	-	-	-	-	-	-	-	-	-	-	-	554	-	-	-	-	-
East Indies, generally, - - - - -	200	1,227	-	-	-	-	-	-	-	400	-	-	-	-	-	-	-	-	-
West Indies, generally, - - - - -	1,064	-	-	-	-	-	-	-	-	22	-	10,542	-	-	-	-	-	-	240
Africa, generally, - - - - -	17,192	114	-	-	-	-	-	455	-	-	-	-	-	-	-	-	-	-	1,120
Northwest Coast of America, - - - - -	-	-	-	-	-	-	-	-	-	-	-	-	-	5	-	-	-	-	-
Uncertain, - - - - -	-	-	-	-	-	-	-	-	-	75	-	-	-	5	-	-	-	-	-
Total, - - - - -	16,836,815	5,874	20,425	1,080	37,573	1,900	21,033	1,136	20	159	479	18,682	189	1,083	25,594	125,600	10,894	3,746	98,712
Add the am't of two quart. returns from N. Y. received since this statement was made up, - - - - -	726,996	5,810	-	-	-	-	-	2,353	-	45	5	-	-	-	9,552	7,000	2,341	-	-
Grand Total, - - - - -	17,563,811	11,684	20,425	1,080	37,573	1,900	23,386	1,136	65	164	479	22,232	189	1,083	35,146	132,600	13,235	3,746	98,712

1795.]

EXPORTS FOR THE YEAR 1794.

305

STATEMENT OF EXPORTS—Continued.

WHITHER EXPORTED.	IRON.											Indigo.*	Ivory.	LEAD.			Leather.	Lime.		
	Hay.	Nails.	Pots, Kettles, & other Castings.	Axes, Spades, Hoes, &c.	Anchors.	Muskets and Pistols.	Canon.	Shot.	Wrought.	Pig.	Bar.			Hoops.	Bar.	Shot.			Sheet.	
	Tons.	Casks.	Number.						Casks.	Tons.			Casks.	Pounds.	Packages.	Pounds.	Tons.	Pounds.	Bushls.	
Russia, - - - - -																			6,246	
Sweden, - - - - -	89	2		24						5.00										
Swedish West Indies, - - - - -																				
Denmark and Norway, - - - - -																			3,432	1,705
Danish West Indies, - - - - -	122	59		12																
United Netherlands, - - - - -										2.10	3.00									
Dutch West Indies, - - - - -										25.00	5.00		43				12,000			
England, Man, and Berwick, - - - - -	108	53		401	22					7.00	3.10	7.00								6,043
Scotland, - - - - -										950.10	33.00		262							
Ireland, - - - - -										229.00	23.00		600							
British East Indies, - - - - -											6.00									3,863
British West Indies, - - - - -	325	26	300	60						64.00	9.10									2,841
British American colonies, - - - - -		1		330							7.00									
Imperial Ports of the Austrian Netherlands and Germany, - - - - -																				
Hamburg, Bremen, and other Hanse Towns, - - - - -										20.00	100.00		105							252,694
France, - - - - -										44.00			57							1,370
St. Pierre, Miquelon, and French fisheries, - - - - -											2.00								3	16,548
French West Indies, - - - - -	253	141	325	200						1.00	5.00		2							80,519
Spain, - - - - -				36						11.00	6.00									
Teneriffe and other Canaries, - - - - -											7.00					2,000				4,321
Spanish West Indies, - - - - -	9	10.		24							34.00	8.00								200
Floridas and Louisiana, - - - - -		29			2															
Portugal, - - - - -																				
Madeira, - - - - -											4.10	2.00								
Fayal and the other Azores, - - - - -		7																		
Cape de Verd Islands, - - - - -																				202
Italian Ports, - - - - -																				
China, - - - - -					45	50	20	500		333.00										
East Indies, generally, - - - - -				603	40				8	73.00	555.00	33.00							5,302	
West Indies, generally, - - - - -	12	30								10.15	1.00									200
Africa, generally, - - - - -					28						6.00									
Northwest Coast of America, - - - - -									6											
Uncertain, - - - - -					2						22.00	3.00								
<b>Total,</b>	<b>918</b>	<b>358</b>	<b>625</b>	<b>1,690</b>	<b>139</b>	<b>50</b>	<b>20</b>	<b>500</b>	<b>14</b>	<b>1,770.15</b>	<b>837.10</b>	<b>46.07</b>	<b>1,069</b>	<b>178,983</b>	<b>2</b>	<b>5,302</b>	<b>14,000</b>	<b>3</b>	<b>396,157</b>	<b>2,083</b>
Add the am't of two quart. returns from N. Y. received since this statement was made up,		131	56	480						266.10	2.00	4.00		104,945						350,696
<b>Grand Total,</b>	<b>918</b>	<b>489</b>	<b>681</b>	<b>2,170</b>	<b>139</b>	<b>50</b>	<b>20</b>	<b>500</b>	<b>14</b>	<b>2,037.05</b>	<b>839.10</b>	<b>50.07</b>	<b>1,069</b>	<b>283,928</b>	<b>2</b>	<b>5,302</b>	<b>14,000</b>	<b>3</b>	<b>746,853</b>	<b>2,083</b>

\* Three quarterly returns for the District of Charleston, South Carolina, commencing 1st January, and ending 30th of September, 1794, and sundry returns from several small ports, not yet received.

STATEMENT OF EXPORTS—Continued.

WHITHER EXPORTED.	LIVE STOCK.						MERCHANDISE.				NAVAL STORES.					OIL.		POWDER.				
	Horned Cattle.	Horses.	Mules.	Sheep.	Hogs.	Poultry.	Packages.	Nankeens.	Tow Cloth.	Molasses.	Pitch.	Tar.	Rosin.	Turpen- tine.	Spirits of Turpentine	Negro Slaves.	Nuts.	Linseed.	Sweet.	Gun.	Hair.	
							No.	Pieces.	Yards.													Gal'ns.
Russia, - - - - -																						
Sweden, - - - - -	539	343	164	853	517	849	9	100	-	-	10	454	-	289	2	-	-	-	178	-	1,280	
Swedish West Indies, - - - - -							3				16	125	-	54	1	-	-	-	-	7	1,400	
Denmark and Norway, - - - - -	446	471	242	985	1,187	1,023	422	1,882	-	-	65	610	-	248	-	-	-	-	-	-	-	
Danish West Indies, - - - - -							6				-	258	-	248	-	-	-	369	48	-	100	
United Netherlands, - - - - -	121	168	406	392	240	172	346	2,250	-	30	-	-	-	248	-	-	-	-	-	-	-	
Dutch West Indies, - - - - -							86				866	23,163	230	16,424	-	-	-	-	-	-	-	
England, Man, and Berwick, - - - - -																						
Scotland, - - - - -							61				70	582	280	104								
Ireland, - - - - -																						
British East Indies, - - - - -																						
British West Indies, - - - - -	1,359	510	527	3,895	1,118	1,327	146	1,500	2,389		112	2,756	73	437	3	-	-	124	36	160		
British American colonies, - - - - -							3		100	6,258	342	1,476	15	360	-	15	-	-	-	1		
Imp'l Ports of Austrian Netherl'ds & Germany, - - - - -																						
Hamburg, Bremen, and other Hanse Towns, - - - - -							50				261	303		200								
France, - - - - -							5						72									
St. Pierre, Miquelon, and French fisheries, - - - - -											6	128	119	68	1	-	-	530	1,258	40	5,270	
French West Indies, - - - - -	742	218	278	2,213	1,882	918	2,183	5,190	8,799		584	5,311	110	275								
Spain, - - - - -							49	9,000														
Teneriffe and the other Canaries, - - - - -																						
Spanish West Indies, - - - - -	24	16		130	20	43	480	1,970				33		13	69		3,570				360	
Floridas and Louisiana, - - - - -							741	1,500											30		4,500	
Portugal, - - - - -							3		646		155	711	153	105								
Madeira, - - - - -							18				6	8		2								
Fayal and the other Azores, - - - - -							11				34	15									475	
Cape de Verd Islands, - - - - -																						
Italian Ports, - - - - -																						
China, - - - - -				12	10	20	10			100	9	125		168	4						20	
East Indies, generally, - - - - -							165				11	961	1,200	176	64			232	100			
West Indies, generally, - - - - -	246	80		673	314	448	201	300	4,749			10		26						90		
Africa, generally, - - - - -							2				16	74	4	64								
Northwest Coast of America, - - - - -							10															
Uncertain, - - - - -																						
<b>Total,</b> - - - - -	<b>3,477</b>	<b>1,806</b>	<b>1,617</b>	<b>9,178</b>	<b>5,288</b>	<b>4,822</b>	<b>5,010</b>	<b>23,692</b>	<b>16,683</b>	<b>7,126</b>	<b>2,563</b>	<b>37,166</b>	<b>2,256</b>	<b>19,013</b>	<b>75</b>	<b>69</b>	<b>45</b>	<b>4,825</b>	<b>1,780</b>	<b>228</b>	<b>13,385</b>	
Add the am't of two quart. returns from N. Y. received since this statement was made up, - - - - -	18	22		399	125	275	441	17,050	4,680	90	261	9,484	224	1,585				2,172	166		5,100	
<b>Grand Total,</b> - - - - -	<b>3,495</b>	<b>1,828</b>	<b>1,617</b>	<b>9,577</b>	<b>5,413</b>	<b>5,097</b>	<b>5,451</b>	<b>40,472</b>	<b>21,363</b>	<b>7,216</b>	<b>2,824</b>	<b>46,650</b>	<b>2,480</b>	<b>20,598</b>	<b>75</b>	<b>69</b>	<b>45</b>	<b>6,997</b>	<b>1,946</b>	<b>228</b>	<b>18,485</b>	

1795.]

EXPORTS FOR THE YEAR 1794.

307

STATEMENT OF EXPORTS—Continued.

WHITHER EXPORTED.	Paper.	Paints.	PROVISIONS.															
			Rice.*	Flour.	Bread.	Crackers	Rye Meal	Indian Meal.	Ship Stuff.	Buck wheat Meal.	Beef.	Pork.	Neat's Tongues.	Tongues and Sounds.	Hams and Bacon.	Butter.	Cheese.	
			Reams.	Kegs.	Tierces.	Barrels.	Barrels.	Kegs.	Barrels.						Kegs.	Kegs.	Pounds.	Firkins.
Russia, - - - - -	-	-	320															
Sweden, - - - - -	-	-	587	9,435	1,651	664	158	2,929	-	-	3,187	2,326	20	-	16,979	484	17,595	
Swedish West Indies, - - - - -	-	-	1,938															
Denmark and Norway, - - - - -	-	-	1,062	25,482	6,676	2,616	1,184	24,709	40	-	5,895	3,102	26	-	55,544	877	48,205	
Danish West Indies, - - - - -	88	30	4,559	138	142						6,700	1,630						
United Netherlands, - - - - -	-	-	752	46,205	4,595	3,224	1,710	7,677	31	14	10,049	3,889	109	20	53,740	2,780	32,004	
Dutch West Indies, - - - - -	-	171	3,613	77,570	311	25					79	65			4,000			
England, Man, and Berwick, - - - - -	-	-																
Scotland, - - - - -	-	-																
Ireland, - - - - -	-	-	410	10	93	16					40	18						
British East Indies, - - - - -	-	-		1,536							10	800			1,070			
British West Indies, - - - - -	40	50	2,816	101,664	21,426	11,419	211	7,046	416		14,365	7,808	164	274	199,459	13,840	80,247	
British American colonies, - - - - -	-	-	163	1,652	913		130	237		54	67	73			6,800		540	
Imp'l Ports of Austrian Netherl'ds & Germany, - - - - -	-	-	528															
Hamburg, Bremen, and other Hanse Towns, - - - - -	-	-	6,041	5,204	314						90	66						
France, - - - - -	-	-	396	83,026	446	50		348			290	100			2,400	17	12,480	
St. Pierre, Miquelon, and French Fisheries, - - - - -	-	-														14		
French West Indies, - - - - -	255	120	6,924	121,549	8,856	7,569	81	1,337			27,090	13,244	371	158	185,244	12,915	195,118	
Spain, - - - - -	-	-	10,792	144,861	1,377	518		33	66		2,026	286	1	32	8,570	220	13,465	
Teneriffe and other Canaries, - - - - -	-	-	50	933														
Spanish West Indies, - - - - -	-	-	1,608	72,738	1,875	4,208	91	330			3,340	1,757		12	91,030	1,819	46,924	
Floridas and Louisiana, - - - - -	-	-	24	4,437	20	1,276		19			881	595			23,530	285	20,202	
Portugal, - - - - -	-	-	1,198	7,075	883	528					452	106			4,200	112	3,643	
Madeira, - - - - -	-	-	168	6,454	95	400		109			353	85		168	2,650	63	334	
Fayal and the other Azores, - - - - -	-	-	40	2,449	216	104		40			86	13			1,200	8		
Cape de Verd Islands, - - - - -	-	-		40	50													
Italian Ports, - - - - -	-	-	151	79														
China, - - - - -	-	-	73	607	100			12			412	150				5	205	
East Indies, generally, - - - - -	-	-	250	6,902	206	25					3,000	1,801			9,808	585	6,644	
West Indies, generally, - - - - -	70	-	439	18,321	4,955	1,816	343	1,406		26	8,837	3,449		24	40,678	1,516	71,584	
Africa, generally, - - - - -	-	-	37	673	754	620		20			525	163	34		216	25	885	
Northwest Coast of America, - - - - -	-	-	2	10	100													
Uncertain, - - - - -	20	-	30	117							30	30						
Total, - - - - -	473	371	44,971	739,167	56,054	35,078	3,908	46,308	553	94	87,804	41,556	725	688	707,118	35,565	550,075	
Add the am't of two quart'ly returns from N. Y. received since this statement was made up, - - - - -	100	16	10,055	89,238	12,425	5,838	126	2,526	-	267	9,975	5,686	-	-	288,475	1,367	26,882	
Grand Total, - - - - -	573	387	55,026	828,405	68,479	40,916	4,034	48,834	553	361	97,779	47,242	725	688	995,593	36,932	576,957	

\* Three quarterly returns for the district of Charleston, South Carolina, commencing 1st January, and ending 30th September, 1794, and sundry returns from several smaller ports, not yet received.



STATEMENT OF EXPORTS—Continued.

WHITHER EXPORTED.	PROVISIONS.					Reeds.	SPIRITS.			SADDLERY.		Soap.	Starch.	Snuff.	Salt.	Spruce, Essence of.	Steel.
	Lard.	Sausages.	Pickled Oysters.	Potatoes.	Onions.		American.	Foreign.	Gin.	Saddles.	Bridles.						
	Pounds.	Pounds.	Kegs and Pots.	Bushels.	Ropes, &c.		Gallons.	Gallons.	Cases.	Number.	Number.						
Russia, - - - - -	-	-	-	-	-	-	-	-	-	-	-	-	-	-	-	-	
Sweden, - - - - -	-	-	-	-	-	-	-	-	-	-	-	-	-	-	-	-	
Swedish West Indies, - - - - -	36,680	-	-	1,458	57,531	-	485	585	100	-	-	308	-	120	-	-	
Denmark and Norway, - - - - -	-	-	-	-	-	-	108	-	-	-	-	-	-	-	-	-	
Danish West Indies, - - - - -	62,164	-	30	3,210	81,660	-	8	1,409	177	128	116	759	-	240	-	-	
United Netherlands, - - - - -	-	-	-	-	-	-	507	480	-	-	-	188	-	-	-	-	
Dutch West Indies, - - - - -	49,520	-	74	3,204	90,342	-	2,560	2,482	80	39	37	882	16,000	2,180	124	6	
England, Man, and Berwick, - - - - -	-	-	-	-	-	22,000	442	-	-	-	-	96	-	-	-	-	
Scotland, - - - - -	-	-	-	-	-	-	-	-	-	-	-	-	-	-	-	-	
Ireland, - - - - -	-	-	-	-	-	-	52	12	-	-	-	-	-	-	-	-	
British East Indies, - - - - -	-	-	-	-	-	-	-	-	-	-	-	-	-	-	-	-	
British West Indies, - - - - -	114,647	156	516	9,764	101,857	-	12,073	10,687	109	19	19	1,022	-	2,000	-	64	
British American colonies, - - - - -	1,340	-	-	1,000	17,200	-	2,095	873	5	2	2	5	20	40	-	781	
Imp'l Ports of Austrian Netherl'ds & Germany, - - - - -	-	-	-	-	-	-	-	-	-	-	-	-	-	-	-	-	
Hamburg, Bremen, and other Hanse Towns, - - - - -	-	-	-	1,140	-	-	293	300	-	-	-	411	-	4,000	-	-	
France, - - - - -	-	-	-	-	-	-	-	960	-	-	-	15	-	-	1,275	-	
St. Pierre, Miquelón, and French fisheries, - - - - -	-	-	-	-	-	-	-	-	-	-	-	-	-	-	11,888	-	
French West Indies, - - - - -	450,946	1,000	393	10,410	268,503	-	42,318	35,426	2,447	24	24	7,476	3,000	17,820	-	6	
Spain, - - - - -	17,940	-	-	-	-	-	15,402	1,200	-	-	-	595	-	-	-	-	
Teneriffe and other Canaries, - - - - -	-	-	-	-	-	-	-	-	-	-	-	-	-	-	-	-	
Spanish West Indies, - - - - -	162,283	-	20	1,952	34,372	-	442	889	18	4	4	548	-	-	-	-	
Floridas and Louisiana, - - - - -	19,260	-	-	40	592	-	-	2,065	668	6	6	379	-	-	2,714	-	
Portugal, - - - - -	400	-	-	-	-	-	378	700	-	-	-	-	-	-	-	10,000	
Madeira, - - - - -	1,800	-	-	-	-	-	180	-	-	-	-	-	-	-	-	-	
Fayal and the other Azores, - - - - -	-	-	-	-	-	-	-	-	-	-	-	-	-	-	-	-	
Cape de Verd Islands, - - - - -	-	-	-	-	-	-	550	-	-	-	-	4	-	-	-	-	
Italian Ports, - - - - -	-	-	-	-	-	-	238	-	-	-	-	-	-	-	-	-	
China, - - - - -	300	-	-	-	-	-	1,935	1,921	400	-	-	-	-	-	-	-	
East Indies, generally, - - - - -	19,480	-	-	-	180	-	9,935	12,316	574	-	-	-	-	321	-	4,765	
West Indies, generally, - - - - -	50,101	-	556	2,813	54,258	-	9,038	7,321	-	-	-	1,001	9,000	-	-	-	
Africa, generally, - - - - -	453	-	-	12	1,700	-	174,093	10,649	180	-	-	12	-	-	-	-	
Northwest Coast of America, - - - - -	-	-	-	40	600	-	180	-	-	-	-	-	-	-	-	-	
Uncertain, - - - - -	-	-	-	-	-	-	-	-	-	-	-	-	-	-	-	-	
Total, - - - - -	987,314	1,156	1,589	35,343	708,845	22,000	273,312	90,484	4,758	222	208	14,022	19,020	31,165	16,001	76	
Add the am't of two quart. returns from N. Y. received since this statement was made up, - - - - -	41,096	-	629	1,964	40,040	-	1,089	17,858	1,212	24	-	1,690	4,900	6,250	172	-	
Grand Total, - - - - -	1,028,410	1,156	2,218	37,307	748,885	22,000	274,401	108,342	5,970	246	208	15,712	23,920	37,415	16,173	76	

40

1795.]

EXPORTS FOR THE YEAR 1794.

309

STATEMENT OF EXPORTS—Continued.

WHITHER EXPORTED.	Skins and Furs.			TOBACCO.		Tallow.	Fwine.	Tin.	TEAS.				Vinegar.	Var-nish.	WINES.			Wax, Bees'.	WOOD.		
				Hhds.	Manu-fact'd.				Bohea.	Sou-chong.	Hyson.	Other Green.			Madeira.	Other.	Bottled.		Lumber.	Timber.	
	Pnd's.	Pckg's	No.	No.	Pounds.	Pounds.	Boxes.	Pounds.				Gallons.	Casks.	Gallons.	Dozens.	Pounds.	Feet.	Tons.	Pieces		
Russia, - - - - -	-	-	-	411																	
Sweden, - - - - -	-	2	-	137	20	200	-	-	-	-	-	1,160	-	-	715	-	-	-	-	49,500	
Swedish West Indies, - - - - -	-	5	-	282																	
Denmark and Norway, - - - - -	-	1	24	519	1,300	38,144	850	-	-	-	-	540	-	300	5,228	49	1,950	1,360,886	-	241	
Danish West Indies, - - - - -	-	1	-	1,200	1,300	38,144	850	-	-	-	-	540	-	225	5,228	49	1,950	1,360,886	-	241	
United Netherlands, - - - - -	5,000	83	1,200	11,015	1,300	38,144	850	-	-	565	-	540	-	300	5,228	49	1,950	1,360,886	-	241	
Dutch West Indies, - - - - -	-	1	-	637	720	6,662	3,000	-	-	8,574	-	540	-	225	5,228	49	1,950	1,360,886	-	241	
England, Man, and Berwick, - - - - -	1,820	550	6,165	32,769	-	4,400	-	-	-	14,810	123	1,263	-	897	85,676	591	420	3,836,385	-	613	
Scotland, - - - - -	-	-	-	3,982													48,779	1,139,788	4,855	613	
Ireland, - - - - -	1,643	335	-	6,951		2,000							11				64,138	219,556	656		
British East Indies, - - - - -	-	-	-	-										960							
British West Indies, - - - - -	-	1	274	560	2,500	32,635	-	-	2,324	1,171	2,809	120	-	745	18,180	275	31	11,264,804	67	12	
British American colonies, - - - - -	-	-	60	13	2,837	-	-	2	36,045	3,123	697	122	-	-	30	-	-	160,962	107		
Imp'l Ports of Austrian Nether'nds & Germany, - - - - -	-	-	-	194																	
Hamburg, Bremen, and other Hanse Towns, - - - - -	-	22	250	10,138				12	-	-	1,950	-	-	108	38,926	-	-	-	-	17	3,316
France, - - - - -	-	109	-	2,070	333				-	-	-	-	-	-	680	-	-	6,000	-	6	
St. Pierre, Miquelon, and French fisheries, - - - - -	-	-	-	-																	
French West Indies, - - - - -	-	13	520	733	10,800	39,544	571	9	3,000	-	1,552	430	8,582	1,893	357,579	7,255	511	6,850,158	-	906	
Spain, - - - - -	-	1	-	629					-	2,589	6,196	609	-	-	80	-	86,812	19,853	-	425	
Teneriffe and other Canaries, - - - - -	-	-	-	-					-	-	-	-	-	-	-	-	313	2,000	-		
Spanish West Indies, - - - - -	-	-	-	152				900	-	-	-	-	-	120	45,995	165	-	2,770,868	-		
Floridas and Louisiana, - - - - -	-	-	-	6					-	50	1,110	220	-	507	21,381	642	-	-	-		
Portugal, - - - - -	-	-	-	20					-	-	-	-	1	-	-	-	33,275	74,430	-		
Madeira, - - - - -	-	-	-	-					-	-	630	-	-	-	-	-	3,700	146,960	-		
Fayal and the other Azores, - - - - -	-	-	-	-					-	-	-	-	-	-	-	-	1,025	235,545	-		
Cape de Verd Islands, - - - - -	-	-	-	-					-	-	-	-	-	50	-	-	235	-	-		
Italian Ports, - - - - -	-	-	-	11					-	-	-	-	-	-	-	-	-	-	-		
China, - - - - -	-	-	-	-					90	-	-	120	-	-	-	-	-	-	-		
East Indies, generally, - - - - -	-	69	75	68	360			24	-	74	67	890	-	-	45,410	-	-	90,000	-		
West Indies, generally, - - - - -	-	-	500	86	200	3,200			-	-	245	2,840	-	-	30,776	456	31	1,466,768	-	603	
Africa, generally, - - - - -	-	-	-	606	300				1,327	-	66	-	-	-	481	-	-	41,275	-		
Northwest Coast of America, - - - - -	-	-	-	-					-	-	-	120	-	-	-	-	-	-	-		
Uncertain, - - - - -	-	-	-	103				2	-	-	-	-	-	-	-	-	-	53,000	-		
Total, - - - - -	8,465	1,192	9,068	72,092	19,370	126,785	5,531	49	42,786	7,718	39,271	3,263	15,977	12	5,805	651,137	9,433	241,220	30,234,936	5,709	5,519
Add the am't of two quarly returns from N. Y. received since this statement was made up, - - - - -	-	137	29,708	866	-	3,227	180	8	3,550	-	8,967	-	1,486	-	330	161,699	30	89,651	4,106,909	-	603
Grand Total, - - - - -	8,465	1,329	38,776	72,958	19,370	130,012	5,711	57	46,336	7,718	48,238	3,263	17,463	12	6,135	812,836	9,463	330,871	34,341,847	5,709	6,122

STATEMENT OF EXPORTS—Continued.

WHITHER EXPORTED.	WOOD.																Total value to each Kingdom and its Dominions.		
	Dye Wood.	Staves.	Shingles.	Hoops and Poles.	Empty Casks.	Masts and Spars.	Oars.	Shooks.	Hand-spikes.	Pumps.	Blocks.	Spokes and Felles.	Cords of Wood.	Frames of Houses.	Frames of Vessels.	Cart Wheels.		Yokes and Bows.	Tubs, Palls, &c.
	Tons.	Number.																Dollars.	
Russia, - - - - -	-	500	-	-	-	-	-	-	-	-	-	-	-	-	-	-	-	-	90,388
Sweden, - - - - -	-	5,500	-	-	-	-	-	-	816	-	-	-	-	-	-	-	-	-	12,839
Swedish West Indies, - - - - -	-	828,506	1,788,418	298,300	823	-	300	386	185	-	-	-	-	-	-	-	-	-	307,473
Denmark and Norway, - - - - -	22.10	8,750	-	-	-	-	-	-	-	-	-	-	-	-	-	-	-	-	343,910
Danish West Indies, - - - - -	-	1,524,464	3,270,730	444,617	913	-	1,200	2,857	-	72	120	-	-	21	1	26	336	-	711,070
United Netherlands, - - - - -	242.00	262,788	-	-	-	-	-	-	468	-	-	-	-	-	-	-	-	-	3,530,267
Dutch West Indies, - - - - -	-	397,470	2,367,672	358,640	419	119	3,230	7,875	315	9	-	-	-	45	-	2	-	120	1,072,205
England, Man, and Berwick, - - - - -	28.00	4,040,494	358,000	4,328	-	102	1,600	5,808	-	-	-	67	-	-	-	-	-	-	3,612,318
Scotland, - - - - -	-	92,960	-	-	-	-	-	-	-	-	-	-	-	-	-	-	-	-	148,315
Ireland, - - - - -	-	2,633,971	-	-	-	-	406	28	1,129	-	-	6,200	27	-	-	-	-	-	723,553
British East Indies, - - - - -	-	-	-	-	-	-	-	-	-	-	-	-	-	-	-	-	-	-	21,192
British West Indies, - - - - -	-	8,462,156	12,291,096	366,300	1,917	427	3,270	6,251	-	1	348	-	397	14	1	64	72	864	1,912,020
British American colonies, - - - - -	-	75,250	144,000	1,000	60	-	400	-	96	-	-	-	-	-	-	2	-	120	72,059
Imperial Ports of the Austrian Netherlands and Germany, - - - - -	4	5,100	-	-	-	-	-	-	-	-	-	-	-	-	-	-	-	-	57,581
Hamburg, Bremen, and other Hanse Towns, - - - - -	233.00	132,000	-	-	20	-	-	-	-	-	-	-	-	-	-	-	-	-	3,396,492
France, - - - - -	18.00	51,280	-	-	-	-	-	-	-	-	-	-	-	-	-	-	-	-	1,117,071
St. Pierre, Miquelon, and French fisheries, - - - - -	-	-	-	-	-	-	-	-	-	-	-	-	-	-	-	-	-	-	6,000
French West Indies, - - - - -	-	2,331,835	3,753,951	652,090	5,962	195	988	20,579	-	-	-	-	-	7	-	4	54	240	3,243,847
Spain, - - - - -	20.00	613,555	31,300	22,600	-	-	300	740	500	-	-	-	-	-	-	-	-	-	2,426,977
Teneriffe and the other Canaries, - - - - -	-	30,136	-	-	-	-	-	-	-	-	-	-	-	-	-	-	-	-	8,504
Spanish West Indies, - - - - -	-	261,970	1,827,600	162,432	504	-	400	4,400	-	4	200	-	-	1	-	8	-	-	824,735
Floridas and Louisiana, - - - - -	-	5,000	-	27,000	-	-	-	282	-	-	-	-	-	-	-	-	-	-	186,452
Portugal, - - - - -	-	614,665	-	-	-	-	-	-	-	-	-	-	-	-	-	-	-	-	630,210
Madeira, - - - - -	-	118,750	-	4,000	-	-	-	278	-	-	-	-	-	-	-	-	-	-	88,055
Fayal and the other Azores, - - - - -	-	44,700	-	-	-	-	-	24	-	-	-	-	-	-	-	-	-	-	54,603
Cape de Verd Islands, - - - - -	-	-	-	-	-	-	-	-	-	-	-	-	-	-	-	-	-	-	909
Italian Ports, - - - - -	-	-	-	-	-	-	-	-	-	-	-	-	-	-	-	-	-	-	135,272
China, - - - - -	-	18,000	-	-	-	108	-	-	-	-	-	-	-	-	-	-	-	-	57,827
East Indies, generally, - - - - -	-	-	-	-	251	266	-	103	-	-	600	-	-	-	-	-	-	-	248,157
West Indies, generally, - - - - -	-	994,400	1,162,500	207,200	41	100	6,637	16	-	-	-	-	-	1	-	-	-	120	823,219
Africa, generally, - - - - -	-	6,000	-	-	6	1,300	30	-	-	-	-	-	-	-	-	-	-	-	177,643
Northwest Coast of America, - - - - -	-	-	-	-	-	-	-	-	-	-	-	-	-	-	-	-	-	-	5,383
Uncertain, - - - - -	-	21,500	4,000	3,000	-	-	-	351	-	-	-	-	-	-	-	-	-	-	29,981
Total, - - - - -	563.14	23,581,700	26,999,267	2,451,507	10,618	1,249	13,760	50,821	9,333	86	1,268	6,200	491	89	2	106	462	1,464	26,076,527
Add the am't of two quart. returns from N. Y. received since this statement was made up, - - - - -	119.00	2,292,373	650,750	189,338	1,526	47	696	3,379	-	-	1,600	-	-	-	-	-	-	12	3,387,943
Grand Total, - - - - -	682.14	25,874,073	27,650,017	2,640,845	12,144	1,296	14,456	54,200	9,333	86	2,868	6,200	491	89	2	106	462	1476	29,464,470

*A Summary of the Value and Destination of the Exports of the United States, agreeably to the foregoing statement.*

Russia, - - - - -	-	\$90,388
Sweden, - - - - -	12,839	
Swedish West Indies, - - - - -	307,473	320,312
Denmark and Norway, - - - - -	343,910	
Danish West Indies, - - - - -	793,048	1,136,958
United Netherlands, - - - - -	4,099,423	
Dutch West Indies, - - - - -	1,241,934	5,341,357
England, Man, and Berwick, - - - - -	3,900,410	
Scotland, - - - - -	148,315	
Ireland, - - - - -	789,514	
British East Indies, - - - - -	21,192	
British West Indies, - - - - -	2,151,255	
British American Colonies, - - - - -	126,075	
Newfoundland and British Fisheries, - - - - -	21,422	7,158,183
Imperial Ports of the Austrian Netherlands and Germany, - - - - -	-	164,156
Hamburg, Bremen, and the other Hanse Towns, - - - - -	-	3,828,826
France, - - - - -	1,274,867	
St. Pierre, Miquelon, and French fisheries, - - - - -	6,000	
French West Indies, - - - - -	3,686,932	4,967,799
Spain, - - - - -	2,730,287	
Teneriffe and the other Canaries, - - - - -	8,504	
Spanish West Indies, - - - - -	824,735	
Floridas and Louisiana, - - - - -	186,452	3,749,978
Portugal, - - - - -	729,937	
Madeira, - - - - -	88,055	
Rayal, and the other Azores, - - - - -	173,660	
Cape de Verd Islands, - - - - -	909	992,561
Italian Ports, - - - - -	-	200,843
China, - - - - -	-	57,827
East Indies, generally, - - - - -	-	248,157
West Indies, generally, - - - - -	-	994,118
Africa, generally, - - - - -	-	177,643
North West Coast of America, - - - - -	-	5,383
Uncertain, - - - - -	-	29,981
	*Grand Total - - - - -	\$29,464,470

\*Additional returns for the year to which this return relates, and since received at the Treasury, make the exports of the United States \$33,043,725, as per supplementary statement following.

TREASURY DEPARTMENT, *Revenue Office, February 26, 1795.*

TENCH COXE, *Commissioner of the Revenue.*

A Supplement to the General Statement of Goods, Wares, and Merchandise, exported from the United States, from 1st October, 1793, to the 30th September, 1794, made up on the 26th February, 1795.

1795.]

WHITHER EXPORTED.	Beer and Cider.		Brimstone.	Cotton.	Chalk.	CANDLES.		Coffee.	Cocoa.	Carriages.	Corks.	Earthen and China ware.	FISHERIES.				GRAIN AND PULSE.			GROCERIES.		
	Galls.	Doz.				Pounds.	Boxes.						Pounds.	No.	Grocce.	Crates and boxes.	Fish, dried.	Fish, pickled.	Whale Oil.	Whalebone.	Indian Corn.	Oats.
			Quintals.	Bbls.	Gallons.			Pounds.	Bushels.	Pounds.												
Denmark, . . . . .	.	.	.	.	.	.	178	.	.	.	.	7	48	31	.	.	4,968	.	562	36,000	700	
Danish West Indies, . . . . .	.	.	.	.	.	.	.	878,550	.	.	.	.	.	.	.	.	1,343	.	431	1,061,700	.	
United Netherlands, . . . . .	.	.	47,320	.	.	.	.	.	.	.	.	.	.	.	20,720	28,900	.	.	.	.	.	
Dutch West Indies, . . . . .	.	.	.	.	.	.	172	.	.	.	.	.	348	.	100	.	15,108	50	2,831	.	.	
England, . . . . .	.	.	66,080	.	.	46	140	.	.	.	.	.	.	.	.	.	.	.	.	.	.	
British West Indies, . . . . .	.	.	.	.	.	.	.	1,798,578	.	.	.	.	.	.	.	.	.	.	.	2,059,850	.	
Hamburg, Bremen, and the other Hanse Towns, . . . . .	621	120	43,680	.	.	30	1,129	.	.	100	.	6	4,740	75	1,324	.	730	.	5,126	.	80	
French West Indies, . . . . .	.	.	.	.	.	3	115	.	46,500	.	.	.	12,372	7	6,704	12,250	.	.	792	.	.	
Spain, . . . . .	.	.	280	.	.	.	44	.	.	.	.	.	38	8	.	.	1,438	.	75	.	.	
Spanish West Indies, . . . . .	.	.	.	.	.	.	190	.	.	.	.	1	60	.	732	.	500	.	108	.	80	
Floridas, . . . . .	189	12	1,100	.	500	.	30	280	.	1	.	.	.	.	.	.	3,864	.	448	.	.	
Portugal, . . . . .	.	.	.	.	.	.	.	200	.	.	.	.	.	.	.	.	.	.	.	400	.	.
Africa, generally, . . . . .	.	.	.	.	.	.	.	.	.	.	.	.	.	.	.	.	.	.	.	.	.	.
Swedish West Indies, . . . . .	.	20	.	.	.	.	278	.	.	.	.	.	41	.	.	.	5,326	.	1,590	.	.	
	810	152	1,100	157,360	500	109	2,246	2,677,608	46,500	1	100	14	17,647	121	29,580	41,150	33,277	50	11,963	3,157,950	860	

EXPORTS FOR THE YEAR 1794.

STATEMENT OF EXPORTS—Continued.

WHITHER EXPORTED.	GROCERIES.			Hides.	Horns.	IRON.		Indigo.	Leather.	LIVE STOCK.			MERCHANDISE, OR DRY GOODS.		Naval Stores.	Oil, sweet.	Pink Root.	POWDER.		PROVISIONS.	
	Raisins.	Pepper.	Cinnamon.			Nails.	Bar.			Horses.	Hogs.	Poultry.	Foreign.					Gun.	Hair.	Rice.	Flour.
													Packages, value.	Nankeens.							
	Pounds.	Number.	Pounds.			Tons.	Casks.			Pounds.	Number.	Dozen.	Dollars.	Pieces.				Barrels.	Boxes.	Pounds.	Csks.
Denmark, . . . . .	2,015	.	.	.	.	.	.	54	.	.	.	34	4,884	.	714	.	.	.	.	2,565	12
Danish West Indies, . . . . .	.	.	.	385	.	.	.	66	.	.	121	.	.	.	.	.	.	.	.	1,710	1,705
United Netherlands, . . . . .	.	.	.	.	.	.	.	.	.	.	.	.	310	1,000	.	.	.	.	.	9,379	.
Dutch West Indies, . . . . .	.	.	.	.	.	.	.	.	.	.	.	.	915	.	1,761	.	.	.	.	643	170
England, . . . . .	.	.	.	.	.	.	.	2,939	.	.	.	.	.	.	.	.	.	.	.	11,523	.
Gibraltar, . . . . .	.	.	.	.	.	.	.	.	.	.	.	.	.	.	.	.	.	.	.	648	.
British West Indies, . . . . .	.	.	.	.	.	.	.	.	.	1	171	.	31,108	.	131	.	.	.	.	3,031	1,640
Hamburg, Bremen, and the other Hanse Towns, . . . . .	.	.	.	.	2,000	.	.	82	.	.	.	.	.	200	1,055	.	5,600	.	.	16,359	235
France, . . . . .	.	.	.	.	.	.	.	29	.	.	.	.	.	.	.	.	.	.	.	.	.
French West Indies, . . . . .	356	.	140	.	.	3,300	.	11	500	.	.	.	21,984	700	590	41	.	.	1,500	5,522	7,882
Spain, . . . . .	.	.	.	.	.	.	.	.	.	.	.	.	.	.	.	.	.	.	.	6,214	2,333
Spanish West Indies, . . . . .	.	.	.	.	.	.	.	.	.	.	.	.	4,718	1,100	.	.	.	.	.	615	1,364
Floridas, . . . . .	.	500	.	.	.	.	.	.	2,550	.	.	.	7,192	100	.	.	.	.	.	198	749
Portugal, . . . . .	.	.	.	.	.	.	.	.	.	.	.	.	.	.	1,228	.	.	.	.	1,127	552
Italian Ports, . . . . .	.	.	.	.	.	.	.	.	.	.	.	.	.	.	.	.	.	.	.	480	118
Africa, generally, . . . . .	.	.	.	.	.	.	.	.	.	.	.	.	100	.	.	.	.	.	40	.	.
Swedish West Indies, . . . . .	.	.	.	.	.	.	.	.	.	.	.	.	3,108	.	.	.	.	.	.	1,446	827
Total, . . . . .	2,371	500	140	385	2,000	3,300	4	3,181	3,050	1	292	34	74,319	3,100	5,479	41	5,600	40	1,500	61,460	17,605

## STATEMENT OF EXPORTS—Continued.

WHITHER EXPORTED.	PROVISIONS.											Shoes.	SPIRITS.			Saddles.	Soap.	Salt.	SKINS AND FURS.		
	Bread.	Crackers.	Indian Meal.	Beef.	Pork.	Hams and Bacon.	Butter.	Cheesc.	Lard.	Potatoes.	Onions.		American.	Foreign.	Gin,				Of different kinds.	Packages.	Pounds.
	Barrels.	Kegs.	Barrels.		Pounds.	Firkins.	Pounds.	Pounds.	Bushels.		Pairs.		Gallons.		Cases.				No.	Boxes.	Bush.
Danish West Indies, . .	58	393	.	243	147	14,548	66	1,300	5,200	90	.	.	2,960	.	.	252	100	.			
United Netherlands, . .	40	.	.	193	58	9,600	.	.	.	.	.	.	3,400	.	.	29	.	34			
Dutch West Indies, . .	.	.	.	48	.	.	.	.	.	.	.	.	.	.	.	.	.	623			
England, . . . . .	144	445	.	200	244	9,850	128	.	5,740	200	1,000	.	.	.	12	112	.	.			
British West Indies, . .	.	.	.	15	.	.	.	.	.	.	.	.	.	.	.	18	.	75			
Hamburg, Bremen, and the other Hanse Towns, . .	.	.	.	1571	1,317	88,921	1,025	20,683	37,530	30	1,292	8,050	.	7,384	65	.	1,279	56			
French West Indies, . .	899	608	47	817	103	9,600	35	.	.	60	.	.	.	.	.	53	.	2,800			
Spain, . . . . .	112	80	.	61	82	9,750	120	1,500	3,960	.	.	350	.	800	.	185	.	.			
Spanish West Indies, . .	129	100	.	40	110	2,300	269	1,314	8,600	128	.	.	224	448	109	380	.	.			
Floridas, . . . . .	.	.	.	.	.	.	.	200	.	.	.	.	.	.	.	.	.	.			
Portugal, . . . . .	.	.	.	.	.	.	.	.	.	.	.	.	.	.	.	.	.	.			
Italian Ports, . . . . .	.	70	.	112	.	.	.	.	.	.	.	.	.	.	.	.	.	.			
Africa, generally, . . .	.	.	.	4	4	.	10	.	.	.	.	.	1,512	.	4	.	.	.			
Swedish West Indies, . .	46	310	35	283	146	7,100	187	.	11,340	.	.	200	.	480	.	106	.	.			
Total, . . . . .	1,428	2,006	82	3,087	2,211	151,669	1,840	24,997	72,370	508	2,292	8,600	1,736	15,472	178	12	2,414	156	732	4,992	

STATEMENT OF EXPORTS—Continued.

WHITHER EXPORTED.	TOBACCO.		Teas.	Tallow.	Twine.	Vinegar.	WINES.				Beeswax.	WOOD.										Value of the Exports to each Country.			
	In Hogsheads.	Manufactured.					Maddira.	Other Wines.	Other Wines.	Wines.		Lumber.	Timber.	Timber.	Dye wood.	Staves.	Shingles.	Hoops.	Shooks.	Hand spikes.					
	Number.	Pounds.																			Gallons.		Casks.	Cases.	Pounds.
Denmark, . . . . .	10	-	-	-	-	-	-	-	-	-	-	-	-	-	-	16,000	-	-	-	-	-	-	-	-	61,389
Danish West Indies, . . . . .	198	-	400	12,000	-	-	-	-	-	-	-	-	-	-	-	164,700	136,650	-	-	-	-	-	-	-	100,492
United Netherlands, . . . . .	268	-	-	-	-	-	180	468	248	-	300	271,477	-	-	-	20,600	37,500	-	-	-	-	-	-	-	518,277
Dutch West Indies, . . . . .	86	-	300	-	-	-	-	-	-	-	-	-	-	-	-	1,700	-	-	-	-	5,000	250	-	56	39,181
England, . . . . .	299	-	-	-	-	-	-	-	-	-	3,800	-	-	-	152	132,187	-	-	-	-	-	-	-	-	869,594
Ireland, . . . . .	-	-	-	-	-	-	-	-	-	-	-	-	-	-	-	14,000	-	-	-	-	-	-	-	-	126
Gibraltar, . . . . .	7	-	-	-	-	-	-	-	-	-	-	-	-	-	-	-	-	-	-	-	-	-	-	-	10,940
British West Indies, . . . . .	106	-	800	3,200	-	-	-	-	-	-	-	350,693	-	-	-	-	-	-	-	-	-	100	-	-	136,368
Hamburg, Bremen, and the other Hanse Towns, . . . . .	1,368	4,280	-	-	-	-	-	-	-	-	1,000	-	-	-	-	83,950	-	-	-	-	-	-	-	-	1,044,919
France, . . . . .	297	-	-	-	-	-	-	-	-	-	-	-	-	-	-	-	-	-	-	-	-	-	-	-	21,795
French West Indies, . . . . .	612	-	1,150	22,000	112	504	4,083	67	227	-	4,400	123,000	40	-	-	129,164	168,400	9,000	418	-	-	-	-	364,037	
Spain, . . . . .	411	-	-	-	-	-	-	-	-	-	-	2,000	10	-	-	57,500	-	-	-	-	-	-	-	-	221,487
Spanish West Indies, . . . . .	76	-	-	-	1,904	-	-	100	102	-	-	60,000	-	-	-	32,000	10,000	-	-	-	-	-	-	-	47,881
Florida, . . . . .	9	-	800	-	-	-	-	23	-	-	-	4,000	-	-	-	31,500	-	-	-	-	-	-	-	-	36,369
Portugal, . . . . .	-	-	-	-	-	-	-	-	-	-	4,800	-	-	-	-	9,000	-	-	-	-	-	-	-	-	31,680
Italian Ports, . . . . .	-	-	-	-	-	-	-	-	-	-	2,000	-	-	-	-	11,000	-	-	-	-	-	-	-	-	10,401
Africa, generally, . . . . .	5	-	-	-	-	-	-	-	-	-	-	-	-	-	-	-	-	-	-	-	-	-	-	-	2,785
Swedish West Indies, . . . . .	116	-	-	20,000	-	-	-	31	54	-	-	1,527	-	-	-	11,500	161,000	-	-	-	11	-	-	-	61,472
	3,868	4,280	3,450	57,200	2,016	504	4,583	180	933	1,079	16,300	812,697	50	152	17	1,126,327	1,219,100	14,000	779	56	-	-	-	3,579,233	

Amount of the statement to which this is a supplement, 29,464,470

Total, \$33,043,703

Add loss in Fractions, \$22

Grand Total, \$33,043,725



*The destination of the Exports from the United States, from the 1st day of October, 1793, to the 30th day of September, 1794, including the general statement made up on the 26th day of February last and this supplement thereto.*

COUNTRIES.	Value in dollars.
Russia, - - - - -	90,388
Sweden, - - - - -	12,839
Swedish West Indies - - - - -	368,945
	381,784
Denmark and Norway, - - - - -	405,299
Danish West Indies, - - - - -	893,540
	1,298,839
United Netherlands, - - - - -	4,617,700
Dutch West Indies and American Colonies, - - - - -	1,281,115
	5,898,815
England, Man, and Berwick, - - - - -	4,770,004
Scotland, - - - - -	148,315
Ireland, - - - - -	789,640
Gibraltar, - - - - -	10,940
British East Indies, - - - - -	21,192
British West Indies, - - - - -	2,287,623
Newfoundland and British fisheries, - - - - -	21,422
British American Colonies, - - - - -	126,075
	8,175,211
Imperial Ports of the Austrian Netherlands and Germany, - - - - -	164,156
Hamburg, Bremen, and the other Hanse Towns, - - - - -	4,873,767
France, - - - - -	1,296,662
St. Pierre, Miquelon, and French fisheries, - - - - -	6,000
French West Indies, - - - - -	4,051,019
	5,353,681
Spain, - - - - -	2,951,774
Teneriffe and other Canaries, - - - - -	8,504
Spanish West Indies, - - - - -	872,616
Floridas and Louisiana, - - - - -	222,311
	4,055,705
Portugal, - - - - -	761,617
Madeira, - - - - -	88,055
Fayal and the other Azores, - - - - -	173,660
Cape de Verd Islands - - - - -	909
	1,024,241
Italian Ports, - - - - -	211,244
China, - - - - -	57,827
East Indies, generally, - - - - -	248,157
West Indies, generally, - - - - -	994,118
Africa, generally, - - - - -	180,428
Northwest Coast of America, - - - - -	5,383
Uncertain, for a market, - - - - -	29,981
Grand Total, - - - - -	33,043,725

TREASURY DEPARTMENT, *Revenue Office, April 29, 1795.*

TENCH COXE, *Commissioner of the Revenue.*

3d CONGRESS.]

No. 26.

[2d SESSION.

## SURVEY OF THE SEA COAST.

COMMUNICATED TO THE HOUSE OF REPRESENTATIVES, FEBRUARY 27, 1795.

Mr. PARKER, from the committee to whom was re-committed the report of a committee on the petition of Parker, Hopkins, and Meers, made the following report:

It appears to your committee that the sea coast, not only of Georgia, but also of South Carolina, North Carolina, and Virginia, has never been surveyed with the degree of accuracy which the importance of those States to the commerce and navigation of the United States demands—Georgia in particular, whose harbors are numerous and excellent, and whose exports in lumber, ship timber, rice, indigo, tobacco, and cotton, are very rapidly increasing, is almost entirely unknown. Few observations have been made on its coasts, and those few have now, from the shifting of bars and banks, and the change of channels, become exceedingly uncertain. The inland navigation, which is very extensive, and of vast importance to the commerce of that State, has never been explored.

These observations apply also to the coasts of North and South Carolina, which, though better known to our own navigators, from having been more frequently visited, have never been laid down with sufficient accuracy in charts, and are therefore equally uncertain and dangerous to strangers. Of this the frequent shipwrecks on those coasts, and very long passages to which vessels are liable from the uncertainty of their observations, afford sufficient and melancholy evidence.

The committee therefore cannot but be of opinion, that, to obtain an accurate survey and charts of those coasts, in which all their soundings, the appearance and description of the land, the entrance of the harbors, and the course and description of the inland navigation, should be accurately and faithfully expressed, would be an object of great

national importance and utility, and highly becoming the attention of an enlightened and commercial people; more especially when it is recollected that, as the commerce of the West Indies and the Gulf of Mexico becomes more open to our merchants, the Southern harbors and navigation must rise in utility; and that the States in question, especially Georgia, contain the stores from which the United States are to draw the materials of their future maritime strength. And they beg leave to observe, that the public wealth can never be more wisely and economically employed than in promoting undertakings which tend to increase the sources from which it flows.

They find that the memorialists have undertaken and made considerable progress in this desirable and necessary work. The whole coast of Georgia, from St. Mary's to Savannah, inclusive, together with its harbors, rivers, and inland navigation, has been completed by them, and completed, as appears to your committee, with a degree of care, accuracy, and skill, which will entitle them and their work to public patronage. In proceeding thus far their resources have been exhausted. The work is ready for engraving, but they declare themselves unable to go on without assistance. The sum which they require is three thousand dollars, which, together with the copy right, would be a reasonable compensation for what they have done; and would enable them to prosecute the enterprise with prospects of bringing it to an early completion.

The copy right, your committee conceive, ought to be part of their compensation—both because it would greatly lessen the actual expense to the public, and would operate as a powerful inducement to them, or whoever else might be the undertakers, to spare no pains in making the work as perfect, and consequently as saleable, as possible.

Though your committee have conceived a high opinion of the capacity of these memorialists and of the accuracy of their work, they will not pronounce that they are the most proper persons to be employed in completing the undertaking, nor attempt to ascertain the sums which may be necessary for carrying it into effect; they think it more advisable to leave those points, under proper limitation, to the discretion of the Executive, which will, no doubt, be inclined to give the memorialists and their work that preference which your committee are persuaded they will, on a thorough examination, be found to deserve; and which, after making all the proper inquiries, will be able to estimate with exactness the requisite sums, and to adopt such expedients as may tend most to lessen the future expense. The employment of the revenue cutters in that service, when free from any other occupation, is one measure which your committee consider as highly proper.

From this view of the subject, they are led to recommend the following resolutions:

*Resolved*, That the President of the United States be requested and authorized to obtain, as soon as possible, complete and accurate charts, made out from actual survey and observation, of the sea coast, from the river St. Mary's, in Georgia, to Chesapeake Bay, inclusive, and that ——— dollars be appropriated for that purpose.

*Resolved*, That, in the contracts for that purpose, he be requested to give the preference to such surveys as have been actually made, provided, on inspection and inquiring, they be found sufficient; and to secure the copy right of all charts, to be procured under the foregoing resolution, to the undertakers, as part of their compensation.

*Resolved*, That the President of the United States be requested and authorized to employ the revenue cutters, in the various ports in the United States, in making such future surveys as may be necessary for effecting the object of the said resolution, whenever, in his opinion, it can be done without injury, and under such stipulations with the undertakers as he shall judge to be proper and conducive to the public advantage.

*Resolved*, That, as soon as the survey of each State shall be completed, the President be requested to cause the charts thereof to be published separately: the said charts to comprehend not only the sea coast of those States, but harbors, navigable rivers, and inland navigation.

NOTE.—See Nos. 27 and 34.

4th CONGRESS.]

No. 27.

[1st Session.]

### SURVEY OF THE SEA COAST.

COMMUNICATED TO THE HOUSE OF REPRESENTATIVES, DECEMBER 29, 1795.

MR. HARRISON, from the committee to whom was referred the report of the committee to whom was recommitted a report on the petition of Parker, Hopkins, and Meers, made the following report:

That the coast, not only of Georgia, but also of South Carolina, North Carolina, and Virginia, has never been surveyed with that degree of accuracy which their importance to the commerce and navigation of the United States demand—Georgia, in particular, whose harbors are numerous, and, as yet, very little known; few observations have been made upon its coast, and those few have now become uncertain, from the shifting of bars, banks, and channels.

The committee are of opinion, that, to obtain accurate surveys and charts of those coasts, and inland navigation, would be an object of national importance, and general advantage to a commercial people.

They find that the memorialists have undertaken, and made considerable progress in, this useful work; the whole coast of Georgia, from St. Mary's to Savannah, inclusive, with its harbors, rivers, and inland navigation, has been completed by them, with a degree of accuracy and skill, as it appears to your committee, which will entitle their work to public patronage. And, although it is now ready for engraving, they, having exhausted their resources, declare themselves unable to proceed without assistance. The sum which they require is three thousand dollars; which, together with the copy right, would be a reasonable compensation for what they have done, and would enable them to prosecute their enterprise with prospects of bringing it to an early completion.

The copy right, your committee think, ought to be a part of the compensation, because it would lessen the actual expense to the public, and operate as an inducement to the undertakers to make the work as perfect as possible. Though your committee have conceived a high opinion of the capacity of the memorialists, and accuracy of their works, they will not pronounce them the most proper persons to be employed in an undertaking so useful and important, nor say what sum may be necessary to carry it into effect; they think it would be more advisable to leave those points, under proper limitations, to the direction of the Executive, which will be disposed, no doubt, to give the memorialists preference, which your committee are inclined to believe they merit; and which, after making the proper inquiries, will be enabled to estimate the sums requisite, and adopt such expedients as may tend to lessen the expense.

The employment of the revenue cutters in that service, when not more usefully occupied, is one measure which your committee consider highly proper. They, therefore, recommend the following resolution:

*Resolved*, That the President of the United States be requested to obtain, as soon as possible, complete and accurate charts, made out from actual survey and observation, of the sea coast, from the river St. Mary's, in Georgia, to Chesapeake Bay, inclusive, and that ——— dollars be appropriated for that purpose.

NOTE.—See Nos. 26 and 34.

4th CONGRESS.]

No. 28.

[1st SESSION.]

## INDEMNITY FOR LOSSES ARISING FROM THE NEGLIGENCE OF LIGHT HOUSE KEEPERS.

COMMUNICATED TO THE HOUSE OF REPRESENTATIVES, JANUARY 11, 1796.

Mr. GOODHUE, from the Committee of Commerce and Manufactures, to whom was referred the petition of William Smith and Joshua Carter, made the following report:

William Smith and Joshua Carter state that they were owners of the ship *Friendship*, that sailed from Newburyport in August, 1794, and that the said ship, on her return to Newburyport, in September last, was lost by attempting to get into said place, in consequence of the negligence of those persons employed by Government to superintend the two lights there, in not having one of those lights (which is a moveable one) put into a position so as to correspond with the leading marks to enter into the said harbor, and which had been undermined by a storm, about fourteen days previous to the loss of the said ship: they, therefore, pray, 'inasmuch as their ship was lost by following false guides, through the negligence of persons employed by Government, whose business, they say, it was, and who had sufficient time, to have repaired the injury, and, particularly, as those persons are not responsible for any neglect, that indemnification should be made them by the United States.

On this petition the committee would observe, that, although the tonnage money, paid by the holders of ships, for the purpose of supporting light houses, involves a duty, on the part of Government, to take, generally, such prudential measures as will embrace the object, yet it cannot be supposed that Government, while it was extending a convenience for the good of the citizens, ever contemplated it should be responsible for any losses that might accrue, in consequence of that convenience being incomplete in any instance arising from the neglect or omission of any of its agents, or from any other cause. They are, therefore, of opinion, that the prayer of the petition of William Smith and Joshua Carter cannot be granted, and that they have leave to withdraw the same.

4th CONGRESS.]

No. 29.

[1st SESSION.]

## VALUE OF EXPORTS FOR FIVE YEARS, ENDING SEPTEMBER 30, 1795.

COMMUNICATED TO THE SENATE, JANUARY 25, 1796.

TREASURY DEPARTMENT, *January 25, 1796.*

SIR:

I have the honor to transmit, herewith, a letter from the Commissioner of the Revenue, dated the 23d instant, with the statement of the exports of the United States therein mentioned.

I have the honor to be, with perfect respect, sir, your obedient servant,

OLIVER WOLCOTT, *Secretary of the Treasury.*

*The Hon. the PRESIDENT of the Senate.*

TREASURY DEPARTMENT, *Revenue Office, January 23, 1796.*

SIR:

The returns of exports being received from the several custom houses, with a few exceptions, of very small amount, you will find in this enclosure, a copy of a statement thereof, exhibiting the value which has been shipped annually from every port of the United States, between the 1st day of October, 1790, and the 30th day of September, 1795.

This document has been so formed, as to show, likewise, the annual exportations from each State, and from the United States, in order to afford a more complete view of this part of our foreign commerce. None of the great and numerous interchanges of domestic and foreign commodities, which occur by water among the States, appear in this paper, nor could that part of the produce of the fisheries have any place in it, which is sold in foreign countries, without a previous importation into our ports.

In revising the custom house returns for the years preceding the last, a few corrections and additions have been made, which occasion some inconsiderable variations from the former statements. These, however, are, upon the whole, in favor of the United States.

I am, sir, with great respect, your most obedient servant,

TENCH COXE, *Commissioner of the Revenue.*

*The SECRETARY of the Treasury.*

A return of the value of the Exports from each of the Districts of the United States, for five successive years, commencing on the 1st day of October, 1790, and ending on the 30th day of September, 1795, together with a summary of the value of the Exports from the several States, in each year of the same term.

STATES.	Custom House District.	Names of the Collectors of the Customs.	Value of Exports for a year, commencing the 1st of October, 1790, and ending 30th Sept. 1791.	Value of Exports for a year, commencing the 1st of October, 1791, and ending 30th Sept. 1792.	Value of Exports for a year, commencing the 1st of October, 1792, and ending 30th Sept. 1793.	Value of Exports for a year, commencing the 1st of October, 1793, and ending 30th Sept. 1794.	Value of Exports for a year, commencing the 1st of October, 1794, and ending 30th Sept. 1795.	
New Hampshire, Massachusetts,	Portsmouth,	Joseph Whipple,	\$142,858 62	\$181,412 00	\$198,204 38	\$153,860 30	\$229,426 99	
	Newburyport,	Dudley A. Tyng,	250,193 82	273,552 99	370,343 28	495,405 54		
	Glooucester,	William Tuck,	100,659 37	130,446 79	134,665 61	220,850 68	161,701 28	
	Salem and Beverly,	Joseph Hiller,	610,005 80	657,703 50	812,066 50	1,452,411 00	1,504,511 00	
	Marblehead,	Samuel R. Gerry,	120,489 83	127,861 96	192,145 64	184,533 35	272,417 10	
	Boston and Charlestown,	Benjamin Lincoln,	1,159,004 75	1,355,038 00	1,834,540 00	2,534,053 00	4,255,688 00	
	Plymouth,	William Watson,	15,844 00	28,945 07	29,427 72	35,462 84	52,638 88	
	Barnstable,	Joseph Otis,	1,173 00		3,119 50	3,174 64	525 37	
	Nantucket,	Stephen Hussey,	30,356 84	11,088 69	17,853 21	20,514 78	56,864 86	
	Edgartown,	John Pease,	3,109 08	494 80		2,257 00		
	New Bedford,	Edward Pope,	26,344 91	27,176 82	27,844 86	32,085 92		
	Dighton,	Hodijah Baylis,	8,526 11	24,281 28	14,040 18	26,822 55	62,202 90	
	York,	Joseph Tucker,		5,649 66	6,866 48	9,652 84	15,036 41	
	Biddeford and Peppereborough,	Jeremiah Hill,	26,644 66	37,446 84	39,014 25	50,414 25	47,643 99	
	Portland and Falmouth,	Nathaniel F. Fosdick,	74,804 69	105,192 31	146,921 52	115,612 31	165,682 17	
	Bath,	William Webb,	29,457 29	37,002 30	45,351 00	23,644 40	37,805 26	
	Wiscasset,	Francis Cook,	35,562 31	39,253 48	36,483 98	23,330 48	34,659 36	
	Penobscot,	John Lee,	10,854 93	8,315 00	19,397 27	5,825 36	4,949 24	
	Frenchman's Bay,	Maltiah Jordan,	3,069 50	6,255 00	10,374 00	2,266 00	6,202 00	
	Machias,	Stephen Smith,	8,325 34	12,399 99	14,891 81	4,124 26	5,420 35	
	Passamaquoddy,	Lewis F. Delesdernier,						
	Waldoborough,	Waterman Thomas,						
	Rhode Island,	Newport,	William Ellery,	217,394 90	260,338 98	247,852 24	311,195 16	1,888 87
	Connecticut,	Providence,	Jeremiah Olney,	252,736 37	437,770 94	368,579 79	643,404 16	317,860 84
New London,		Jedediah Huntington,	508,993 64	519,333 13	548,658 51	563,468 87	905,056 01	
Middletown,		George Phillips,					517,858 87	
New York,	New Haven,	David Austin,	151,043 00	307,041 75	146,387 75	171,869 27	31,375 83	
	Fairfield,	Samuel Smedley,	50,315 88	53,377 74	75,208 24	77,426 50	184,082 75	
	New York,	John Lamb,	2,491,054 00	2,528,095 00	2,928,203 00	5,435,420 00	10,300,642 00	
	Sagg Harbor,	Henry P. Dering,	14,411 01	7,695 25	4,167 00	6,763 10	870 75	
	Hudson,	Henry Malcomb,					3,068 03	
Vermont,	Champlain,	Melancthon L. Woolsey,						
	South Hero,	Stephen Keys,						
New Jersey,	Perth Amboy,	John Halsted,	17,403 75	19,712 50	49,673 47	58,154 28	130,517 34	
	Burlington,	Moses Kempton,	7,844 95	3,035 21	4,505 28			
	Bridgetown,	Eli Elmer,	616 00					
	Great Egg Harbor,	Constant Somers,	1,123 03	658 00			297 00	
Pennsylvania,	Philadelphia,	Sharp Delany,	3,436,092 58	3,820,662 00	6,958,836 00	6,643,092 00	11,518,260 00	
	Wilmington,	George Bush,	119,878 93	133,972 27	93,559 45	207,985 33	158,041 21	
Delaware,	Baltimore,	Robert Purviance,	1,576,588 32	1,843,225 17	3,084,545 11	5,312,209 37	5,542,051 60	
	Maryland,	Jeremiah Nicols,	37,802 60	69,035 30	54,644 00	56,361 67	1,291 00	

RETURN OF EXPORTS—Continued.

STATES.	Custom House Districts.	Names of the Collectors of the Customs.	Value of Exports for a year, commencing the 1st of October, 1790, and ending 30th Sept. 1791.	Value of Exports for a year, commencing the 1st of October, 1791, and ending 30th Sept. 1792.	Value of Exports for a year, commencing the 1st of October, 1792, and ending 30th Sept. 1793.	Value of Exports for a year, commencing the 1st of October, 1793, and ending 30th Sept. 1794.	Value of Exports for a year, commencing the 1st of October, 1794, and ending 30th Sept. 1795.
Maryland,	Oxford,	Robert Banning,	\$1,685 73	\$8,809 94		\$6,956 79	
	Vienna,	James Frazier,	8,532 56	14,830 19		1,668 90	\$1,613 00
	Snow Hill,	William Selby,	647 10	1,995 88	\$23,841 20	4,041 44	3,328 86
Virginia,	Annapolis,	John Randall,	13,379 50	26,392 24	4,636 66		
	Nottingham,	George Biscoe,	248,401 64	260,709 96	129,492 00	145,920 33	51,426 00
	Cedar Point,	John C. Jones,	37,788 70	50,270 28		30,108 00	14,878 60
	Georgetown,	James M. Lingan,	314,864 81	348,539 37	364,537 03	128,924 00	196,790 49
	Hampton,	Thomas Jones,	1,393 33	4,961 84	11,789 30	41,947 20	
	Norfolk,	William Lindsay,	1,027,683 79	1,135,032 18	1,017,816 78	1,660,753 67	1,856,645 19
	Bermuda Hundred,	William Heth,	1,200,490 86	1,300,115 24	792,469 35	773,550 04	459,678 13
	York Town,	William Reynolds,	99,811 28	154,466 71	34,992 15	71,579 74	3,060 50
	Tappahannock,	Lawrence Muse,	320,672 04	321,540 34	173,938 58	160,853 19	136,962 36
	Yeocomico River,	Vincent Redman,	14,264 33	2,988 22		2,282 33	12,540 00
	Dumfries,	David W. Scott,	78,860 00	88,056 50	138,739 50	85,635 00	62,088 00
	Alexandria,	John Fitzgerald,	381,242 67	535,592 54	812,889 69	508,440 82	948,460 54
	Folly Landing,	William Gibb,	5,344 38	7,568 71	2,052 33	13,629 81	9,419 50
	Cherrystone,	Nathaniel Wilkins,	1,217 25	1,071 50	1,127 50	1,443 75	
	South Quay,	Thomas Bowne,	885 34	1,430 80	1,282 76	1,520 16	1,186 28
North Carolina,	Louisville, (Kentucky)	Richard Taylor,					
	Wilmington,	James Read,	258,728 33	262,498 98	171,569 23	133,167 00	254,151 65
	Newbern,	John Daves,	105,685 78	101,367 10	60,695 62	69,617 97	73,652 30
	Washington,	William Keais,	51,802 02	50,387 25	45,848 10	44,499 72	64,337 60
	Edenton,	Samuel Tredwell,	92,306 95	87,203 27	59,576 88	50,648 31	77,907 88
South Carolina,	Camden,	Enoch Sawyer,	16,025 26	26,442 95	27,724 20	23,654 31	22,111 80
	Georgetown,	Charles Brown,	54,732 50	86,469 95	79,340 72	21,514 00	14,294 04
	Charleston,	Isaac Holmes,	2,638,535 47	2,341,779 84	3,112,526 43	3,846,394 32	5,984,198 45
	Beaufort,	John Grayson,					
Georgia,	Brunswick,	Christopher Hillary,		3,159 00			
	Sunbury,	George Forster,	6,112 00	1,679 00			
	Savannah,	John Habersham,	485,138 86	452,997 44	497,778 77	263,831 90	695,985 77
	St. Mary's,	James Seagrove,		1,270 00	23,176 65		
	Hardwick,	Thomas Collier,					
Total,			19,012,040 58	20,753,097 95	26,109,572 14	33,026,233 91	47,989,872 44

## Summary of the value of the Exports from the several States.

STATES.	For the year commencing 1st October, 1790, and ending 30th September, 1791.	For the year commencing 1st October, 1791, and ending 30th September, 1792.	For the year commencing 1st October, 1792, and ending 30th September, 1793.	For the year commencing 1st October, 1793, and ending 30th September, 1794.	For the year commencing 1st October, 1794, and ending 30th September, 1795.
New Hampshire,	\$142,858 62	\$181,412 90	\$198,204 38	\$153,860 30	\$229,426 99
Massachusetts,	2,519,650 52	2,888,104 48	3,755,346 99	5,292,441 20	7,117,907 28
Rhode Island,	470,131 27	698,109 92	616,432 03	954,599 32	1,222,916 85
Connecticut,	710,352 52	879,752 62	770,254 50	812,764 64	819,465 45
New York,	2,505,465 01	2,535,790 25	2,932,370 00	5,442,183 10	10,304,580 78
New Jersey,	26,987 73	23,405 71	54,178 75	58,154 28	130,814 34
Pennsylvania,	3,436,092 85	3,820,662 00	6,958,836 00	6,643,092 00	11,518,260 00
Delaware,	119,878 93	133,972 27	93,559 45	207,985 33	158,041 21
Maryland,	2,239,690 96	2,623,808 33	3,665,055 50	5,686,190 50	5,811,379 55
Virginia,	3,131,865 27	3,552,824 58	2,987,097 94	3,321,635 71	3,490,040 50
North Carolina,	524,548 34	527,899 55	365,414 03	321,587 31	492,161 23
South Carolina,	2,693,267 97	2,428,249 79	3,191,867 15	3,867,908 32	5,998,492 49
Georgia,	491,250 86	459,105 55	520,955 42	263,831 90	695,985 77
Total,	19,012,040 58	20,753,097 95	26,109,572 14	33,026,233 91	47,989,472 44

TREASURY DEPARTMENT, Revenue Office, January 23, 1796.

TENCH COXE, Commissioner of the Revenue.

4th CONGRESS.]

No. 30.

[1st SESSION.]

VALUE OF IMPORTS PAYING AD VALOREM, AND THE QUANTITIES SUBJECT TO SPECIFIC DUTIES, FROM 1789 TO 1794, AND THE TONNAGE, DOMESTIC AND FOREIGN, FOR THE SAME TIME.

COMMUNICATED TO THE HOUSE OF REPRESENTATIVES, JANUARY 26, 1796.

The Secretary of the Treasury most respectfully reports to the House of Representatives:

That, in obedience to two resolutions of the House of Representatives, of the 18th instant, he has caused to be prepared certain statements, which are herewith transmitted, exhibiting, as fully as the records of the treasury will admit, the information required.

The statement marked A exhibits the *value* of merchandise, imported into the United States, subject to different rates of duties *ad valorem*; and also the *quantities* of all articles subject to *specific* duties—distinguishing the importations in each calendar year since the establishment of the revenue under the present Government to the close of December, 1794.

The records of the treasury do not admit of a discrimination between the importations in vessels of the United States and foreign vessels, prior to the 1st day of July, 1792; of course, in order to a strict compliance with the resolution of the House, a restatement of the abstracts of duties for the antecedent period, would be necessary.

The delay and expense which such a complicated and extensive detail would occasion, have, therefore, induced the Secretary to present, at this time, a statement comprising in one view the importations, both in American and foreign vessels, prior to July, 1792; and to wait for the further instructions of the House, respecting what remains unfulfilled of the discrimination required by their resolution.

The Secretary further observes, that there are no documents in the treasury which enable him to state the *value* of those articles of merchandise, which have been subject to *specific* duties on being imported into the United States: In respect to such articles, the *quantities* only can be exhibited.

As a document which may serve in some measure to illustrate the statement marked A, an abstract is herewith transmitted, marked B, in which the enumerated articles of merchandise, which, under different laws, have been subject to duties *ad valorem*, are classed according to the rates of duties to which they have been at any time liable.

The statement, marked C, exhibits a comparative view of the tonnage of all vessels which entered and paid duties, in the ports of the United States, in the years 1790, 1791, 1792, 1793, and 1794, distinguishing generally the employments of the vessels of the United States, and the tonnage of vessels belonging to different foreign nations. In this statement, the repeated voyages, in each year, of all vessels employed in a foreign trade, are included.

In respect to that part of the resolution of the House of Representatives, by which the Secretary is directed to report the actual tonnage of the vessels of the United States, employed between the United States and foreign countries, in the years 1790, and 1794, he respectfully observes, that the records of the treasury do not enable him to state, with precision, the actual tonnage, so employed during the year 1790; he however presumes, that the documents, herewith transmitted, will substantially afford the information required.

The statement, marked D, has been framed from the abstracts of tonnage duties, returned by the collectors of the customs, and it exhibits the tonnage of such vessels, belonging to the United States, as entered in the several districts, from foreign voyages, in the years ending September 30, 1790, and September 30, 1794, excluding all repeated voyages of the same vessels in one year;—as all vessels which, for any reason, did not return to the United States in each of said years, are excluded, the real quantity of tonnage must, for both periods, have considerably exceeded what is shown in this statement.

In respect, however, to the year ending September 30, 1794, the statement is believed to be more defective than for the year 1790; during the year 1794, it is well known that a great number of American vessels were engaged on distant voyages, or were chartered or detained in foreign countries, and of course did not return to the ports of the United States.

The actual tonnage of vessels belonging to the United States, at the close of the year 1794, is believed to be correctly shown in the statement herewith transmitted, marked E. As *registered* vessels, though not excluded from being employed in the coasting trade or fisheries, are nevertheless subject to certain expenses and burdensome conditions, from which *enrolled* vessels are exempted, it will be substantially correct to assume the quantity of *registered* tonnage as that which was employed in trade with foreign countries in the year 1794. This quantity, at the close of December, 1794, was four hundred and thirty-eight thousand eight hundred and sixty-two tons.

All which is humbly submitted.

OLIVER WOLCOTT, jun. Secretary of the Treasury.

TREASURY DEPARTMENT, 25th January, 1796.

STATEMENT A.

Abstract of Goods, Wares, and Merchandise, imported into the United States, in American and Foreign Vessels, from the commencement of the Duties to the 31st of December, 1794.

	To the 31st December, 1789.	For the year 1790.	For the year 1791.	For the first half year of 1792.	For the last half year of 1792.		For the year 1793.		For the year 1794.	
					In American and Foreign Vessels.	In Foreign Vessels.	In American Vessels.	In Foreign Vessels.	In American Vessels.	In Foreign Vessels.
Value of goods, } at 5 per cent. subject to duties, } Dollars,	7,136,578 54	14,605,713 06	11,036,447 22	3,901,500 85	8,337,646 08	14,966,005 07	6,778,373 43			
at 7½ per cent.	520,182 64	1,067,143 26	7,708,337 81	3,994,620 05						
8						883,377 18				219,188 23
10	305,248 13	699,149 57	1,114,463 85	620,695 60	2,579,239 02	278,307 47				37,597 40
10½						189,522 63	4,554,485 04		10,931,107 72	26,732 23
10¾						168,412 05				17,745 62
11						140,722 94				468,120 41
11½	5 07		314,206 93	221,689 04			1 50		1,925,373 85	12,833 00
12										138 00
12½										35,208 83
13										
13½										
14	2,700 43	4,876 20		1,663 55	2,033 77	553,987 74	5,607 43	2,414,997 11	1,660 68	1,116 07
15			5,654 81			11,785 27		3,445 49		14,646 35
15½						5,464 55		4,705 52		56,638 79
16						30,997 46		19,137 84		119,115 65
16½										
16¾										
17						229 54 00		588 00		
17½									106,881 51	7,515 20
20										25,909 10
21½										202,115 90
22										
40					50,494 00	18,636 90	192,732 73	58,866 23	437,749 90	
Wines, gallons,	123,590 00	321,369 00								
Madeira Wine, do.			72,502 00	28,233 00	54,949 00	1,297 00	109,745 00	4,646 00	131,792 00	25,646 00
Madeira Wine, 1st quality, do.			194,459 00	44,076 00	17,155 00	4,390 00	64,912 00	2,514 00	68,443 00	13,452 00
2d do.					31,765 00	124 00	54,533 00	6,054 00	64,087 00	31,968 00
3d do.			50,875 00	82,656 00	125,111 00	3,653 00	149,271 00	7,980 00	165,711 00	76,825
Sherry Wine, do.					3,394 00	1,365 00	10,082 00	1,399 00	9,876 00	7,260
St. Lucar, do.					38,316 00	12,186 00	197,998 00	3,865 00	326,026 00	121,604 00
Lisbon, do.					38,878 00	523 00	58,360 00	1,313 00	211,006 00	56,449 00
Oporto, do.					263,326 00	4,726 00	485,955 00	78,048 00	231,854 00	77,194 00
Teneriffe and Fayal, do.					17,580 00	76,537 00	24,297 00	2,216 00	41,838 00	10,433 00
All other, do.	282,544 00	818,976 00	651,136 00	370,751 00						
Spirits, of Jamaica proof, do.	96,324 00	739,371 00								
Other distilled Spirits, do.	796,119 00	3,409,901 00								
Spirits, 1st proof, do.			614,225 00	479,290 00						
2d proof, do.			498,028 00	395,464 00						
3d proof, do.			967,699 00	608,508 00						
4th proof, do.			1,517,331 00	623,131 00						
5th proof, do.			26,202 00	4,550 00						
6th proof, do.			2,957 00							

ABSTRACT, &c.—Continued.

	To the 31st December, 1789.	For the year 1790.	For the year 1791.	For the first half year of 1792.	For the last half year of 1792.		For the year 1793.		For the year 1794.	
	In American and Foreign Vessels.	In American and Foreign Vessels.	In American and Foreign Vessels.	In American and Foreign Vessels.	In American Vessels.	In Foreign Vessels.	In American Vessels.	In Foreign Vessels.	In American Vessels.	In Foreign Vessels.
Foreign distilled Spirits, viz.										
From grain, 1st proof, gallons.	-	-	-	-	358,313	37,612	352,328	6,832	345,193	15,812
2d proof, do.	-	-	-	-	545	-	3,863	910	6,657	-
3d proof, do.	-	-	-	-	-	-	825	344	-	-
4th proof, do.	-	-	-	-	181	-	122	-	-	-
5th proof, do.	-	-	-	-	-	-	-	-	680	-
6th proof, do.	-	-	-	-	1,023	-	474	-	-	-
From other materials,										
1st proof, do.	-	-	-	-	-	167,558	-	107,006	425,289	98,164
2d ditto, do.	-	-	-	-	614,609	143,793	799,632	86,882	1,120,920	91,773
3d ditto, do.	-	-	-	-	476,713	136,211	1,259,519	228,055	1,873,692	126,375
4th ditto, do.	-	-	-	-	307,528	262,518	292,833	437,618	1,279,340	278,564
5th ditto, do.	-	-	-	-	42,051	14,296	10,371	21,667	14,428	21,898
6th ditto, do.	-	-	-	-	3,469	1,487	629	962	585	-
Spirits distilled in the United States,										
From molasses, 1st proof, do.	-	-	-	-	-	-	-	-	1,082	-
From domestic produce, 1st proof, do.	-	-	-	-	-	-	-	-	55	-
Molasses, do.	1,780,560	6,418,040	6,868,532	2,797,046	2,357,539	75,330	4,821,565	108,576	3,334,293	142,613
Beer, ale, and porter, do.	25,659	107,630	116,048	71,895	75,399	45,746	236,198	42,891	304,379	18,709
Beer, ale, and porter, dozens,	8,610	-	29,847	21,903	-	-	-	5,341	-	2,790
Tea from India, Bohea, pounds,	-	1,503,293	353,652	1,250,261	-	4,384	-	-	-	-
Souchong, &c. do.	-	378,683	97,785	87,024	-	-	1,182,860	-	1,397,901	-
Hyson, do.	-	637,904	166,047	134,277	-	-	179,348	-	286,856	-
Other green, do.	-	89,515	53,206	25,730	-	-	101,321	-	94,893	-
Tea from Europe, Bohea, do.	162,655	562,394	420,510	863,429	234,784	-	112,467	-	50,206	-
Souchong, &c. do.	36,638	53,175	25,729	11,391	1,676	123	385,644	76	735,237	1,401
Hyson, do.	12,305	14,482	2,279	2,260	113	77	129,898	62,321	46,440	1,640
Other green, do.	21,239	8,821	174	904	50	-	2,076	17,734	1,475	376
Tea from any other place, do.	10,211	3,544	207	146	95	59	8,812	11,919	617	576
Bohea, do.	2,135	2,799	1,993	332	35,778	199	-	-	618	359
Souchong, &c. do.	4,958	5,510	1,296	51	13,216	91	6,124	1	786	-
Hyson, do.	2,106	1,289	299	303	7,539	195	2,019	40	3,615	127
Other Green, do.	1,276,106	4,548,478	3,890,863	2,535,094	5,236,459	794,888	1,766	-	79	63
Coffee, do.	303,621	896,649	956,435	176,425	328,485	15,259	29,032,564	5,425,614	33,082,798	4,198,243
Cocoa, do.	-	-	-	-	188	25	1,381,214	74,194	832,898	864,339
Chocolate, do.	-	-	-	-	188	25	465	58	222	545
Brown Sugar, do.	5,735,459	22,463,787	21,877,861	11,084,463	10,487,091	2,519,601	38,773,210	4,772,862	35,253,018	8,374,908
Clayed ditto, do.	-	-	-	-	-	-	-	-	1,432,175	251,863
Lump ditto, do.	-	-	-	-	-	-	-	-	200	-
Loaf ditto, do.	85,459	184,849	215,173	70,572	127,375	27,713	-	-	42,506	10,631
Other ditto, do.	25,628	264,158	323,957	81,888	6,160	15,509	66,495	10,163	471,121	501,599
Candles of tallow, do.	12,063	9,441	13,125	2,799	494	2,230	3,668,654	471,121	2,839,010	9,861
							4,336	46,087	115,075	



ABSTRACT, &c.—Continued.

	To the 31st December, 1789.	For the year 1790.	For the year 1791.	For the first half year of 1792.	For the last half year of 1792.		For the year 1793.		For the year 1794.	
	In American and Foreign Vessels.	In American and Foreign Vessels.	In American and Foreign Vessels.	In American and Foreign Vessels.	In American Vessels.	In Foreign Vessels.	In American Vessels.	In Foreign Vessels.	In American Vessels.	In Foreign Vessels.
Candles, of wax or spermaceti, - pounds.	170	4,256	599	2,017	1,545	140	8,370	1,906	2,295	227
Cheese, - - - - - do.	56,935	73,213	119,042	74,307	50,375	20,796	100,240	19,396	237,473	12,288
Soap, - - - - - do.	10,516	32,695	54,200	45,735	5,628	15,660	52,292	178,392	61,150	57,901
Pepper, - - - - - do.	-	-	152,650	315,859	51,227	4,519	307,972	44,125	543,970	92,368
Pimento, - - - - - do.	-	-	446,000	143,549	24,555	120,762	122,816	146,308	607,343	130,743
Tobacco, - - - - - do.	1,004	3,796	4,008	2,421	3,560	2,270	21,068	9,609	22,909	3,773
Snuff, - - - - - do.	508	2,383	1,386	469	1,269	825	6,075	1,415	798	59
Indigo, - - - - - do.	1,535	33,186	51,867	3,139	9,504	134	233,728	64,945	500,646	43,527
Cotton, - - - - - do.	-	97,357	260,011	81,611	415,511	34,621	2,177,690	452,549	1,750,755	699,918
Nails and Spikes, - - - - - do.	995,168	2,117,282	2,838,623	1,351,215	-	-	-	-	-	-
Nails, - - - - - do.	-	-	-	-	1,187,172	504,766	2,028,499	113,024	1,795,439	96,811
Spikes, - - - - - do.	-	-	-	-	10,874	16,595	70,006	4,742	62,210	11,414
Bar and other Lead, - - - - - do.	-	-	2,113,693	740,210	835,836	151,287	1,469,664	57,056	1,883,435	86,595
Steel, unwrought, - - - - - per 112 do.	3,356.2.19	5,269.2.17	7,185.0.14	3,575.0.27	3,501.1.24	310.3.20	6,899.1.25	248.1.2	10,747.1.20	58.3.25
Hemp, - - - - - do.	-	7,299.2.14	39,954.1.03	117.1.00	46,524.1.13	1,225.3.26	51,734.0.8	425.2.21	89,354.3.06	2,867.3.13
Cables, - - - - - do.	517.1.08	313.1.21	388.2.00	156.1.07	300.0.13	-	356.1.1	30.0.05	907.0.11	345.0.7
Tarred Cordage, - - - - - do.	3,596.3.11	4,335.2.19	3,669.3.05	2,516.2.16	1,085.0.23	607.2.04	2,574.3.19	235.3.13	5,337.0.10	1,059.3.23
Untarred Cordage and Yarn, - - - - - do.	544.0.07	991.3.03	1,117.2.23	402.1.04	445.3.19	215.1.22	603.3.12	13.3.25	192.3.7	82.1.5
Twine and Pack Thread, - - - - - do.	436.3.18	710.3.11	909.3.24	547.0.25	824.0.26	194.1.06	824.3.3	55.1.27	789.2.12	114.3.16
Glauber Salts, - - - - - do.	-	-	-	-	218.3.10	87.1.01	358.1.9	30.3.00	673.1.21	16.3.6
Salt, - - - - - bushels,	1,250,255	2,196,780	1,810,421	914,690	406,915	55,158	731,084	138,819	286,915	124,102
Salt, - - - - - pounds wt.	-	-	-	-	14,691,857	7,861,974	46,839,865	17,776,180	104,228,313	38,425,854
Coal, - - - - - bushels,	107,810	196,449	299,432	145,267	60,179	62,495	24,000	108,794	46,414	67,828
Barrels of pickled Fish, - - - - - do.	5,687	3,166	-	-	-	-	-	-	-	-
Quintals of dried Fish, - - - - - do.	1,671	3,422	-	-	-	-	-	-	-	-
Boots, - - - - - pairs of	711	934	1,029	95	370	150	241	217	260	238
Shoes and Slippers, &c. of silk, - - - - - do.	10,387	25,547	23,835	8,514	2,809	98	7,117	44	1,583	-
Shoes and Slippers, &c. of leather, - - - - - do.	39,384	60,636	62,680	22,060	-	-	-	-	-	-
All other shoes for men and women, - - - - - do.	-	-	-	-	22,643	19,693	47,809	6,988	33,782	4,128
Ditto, do. children, - - - - - do.	-	-	-	-	6,531	2,465	10,000	724	5,856	232
Wool and cotton Cards, - - - - - dozens,	415	744	717	93	40	136	81	3	23	72
Playing Cards, - - - - - packs of	18,336	10,546	23,621	5,471	16,178	4,278	10,844	1,800	16,740	402

TREASURY DEPARTMENT, Register's Office, 22d January, 1796.

JOSEPH NOURSE, Register.

## B.

*Abstract of the several articles paying ad valorem rates, upon which the duties accrued from the 1st August, 1789, to 31st December, 1790, per act of 1st June, 1789.*

*At 5 per cent.*

Goods, wares, and merchandise, not otherwise particularly enumerated, except as follows: saltpetre, tin in pigs, tin plates, lead, old pewter, brass, iron and brass wire, copper in plates, wool, cotton, dyeing woods and dyeing drugs, raw hides, beaver and all other furs, and deer skins.

*At 7½ per cent.*

Writing, printing, or wrapping paper,  
Blank books,  
Paper hangings and pasteboard,  
Cabinet wares, buttons, saddles, leather gloves,  
Hats of beaver, fur, wool, or mixture of either.  
Millinery ready made,  
Castings of iron, and slit and rolled iron,  
Leather tanned or tawed, and all manufactures of leather, except such as otherwise rated,  
Canes, walking sticks, and whips,  
Clothing, ready made,  
Brushes,  
Gold, silver, and plated ware, and on jewelry and paste work,  
Anchors, wrought tin, and pewter ware.

*At 10 per cent.*

Looking glasses, window and other glass (except black quart bottles),  
China, stone, and earthen ware,  
Gun powder,  
Paints ground in oil,  
Shoe and knee buckles,  
Gold and silver lace. Gold and silver leaf.

*At 12½ per cent.*

Goods, wares, and merchandise, other than teas imported from China or India, in ships not built in the United States, and not wholly the property of a citizen or citizens thereof; or in vessels built in foreign countries, and, on the sixteenth day of May last, wholly the property of a citizen or citizens of the United States, and so continuing until the time of importation.

*At 15 per cent.*

Coaches, chariots, or other four wheel carriages, chaises, solos, or other two wheel carriages, or parts thereof.

*Abstract of the several articles paying ad valorem rates, upon which the duties accrued from the 1st of January, 1791, to the 30th June, 1792, per act of 10th of August, 1790.*

*At 5 per cent.*

Goods, wares, and merchandise, not otherwise particularly enumerated, except bullion, tin in pigs, tin plates, old pewter, brass, teutenage, iron and brass wire, copper in plates, saltpetre, plaister of paris, wool, dyeing wood and dyeing drugs, raw hides and skins, undressed furs of every kind; the sea stores of ships or vessels; the clothes, books, household furniture, and the tools or implements of the trade or profession of persons come to reside in the United States; philosophical apparatus, specially imported for any seminary of learning; all goods, intended to be re-exported to a foreign port or place, in the same ship or vessel in which they were imported; and, generally, all articles of the growth, product, or manufactures of the United States.

*At 7½ per cent.*

Cabinet wares, buttons, saddles, leather gloves,  
Hats of beaver, felt, wool, or a mixture of any of them,  
Millinery, ready made,  
Castings of iron, slit and rolled iron,  
Leather tanned or tawed, and all manufactures of which leather is the article of chief value, except such as are otherwise rated,  
Canes, walking sticks, and whips,  
Clothing, ready made,  
Brushes,  
Anchors,  
Tin, pewter, or copper wares, all or any of them,  
Medicinal drugs, except those commonly used in dyeing,  
Carpets and carpeting,  
Velvets and velverets,  
Satins, and other wrought silks,  
Cambrics, muslins, and muslinets,  
Lawns, laces, gauzes,  
Chintzes and colored calicoes,  
Nankeens,

Printed, stained, and colored goods, manufactures of cotton, or of linen, or of both.

*At 10 per cent.*

Marble, slate, and other stones, bricks, tiles, tables, mortars, and other utensils of marble or slate, and generally all stone and earthen ware,  
Blank books, writing and wrapping paper,  
Paper hangings,  
Pasteboards,  
Parchment and vellum,  
Pictures and prints,  
Painters' colors, including lampblack, except those commonly used in dyeing,  
Gold, silver, and plated ware,  
Gold and silver lace,  
Jewelry and pastework,  
Clocks and watches,  
Shoe and knee buckles,  
Groceries, (except enumerated articles) viz: Cinnamon, cloves, mace, nutmegs, ginger, anniseed, currants, dates, figs, plums, prunes, raisins, sugar candy, oranges, lemons, limes, and, generally, all fruits and comfits, olives, capers, and pickles, of every sort; oil, gun powder, and mustard in flour.

*At 12½ per cent.*

China ware,  
Looking glass,  
Window and other glass, and all manufactures of glass, (black quart bottles excepted)  
Goods, wares, and merchandise, imported directly from China or India, in ships or vessels not of the United States, (teas excepted.)

*At 15½ per cent.*

Coaches, chariots, phaetons, chaises, chairs, solos, or other carriages, or parts of carriages.

*Abstract of the several articles paying ad valorem rates, upon which the duties accrued from the 1st July, 1792, to the 30th June, 1794, per act of 2d of May, 1792.*

*At 7½ per cent. When imported in foreign vessels, at 8 per cent.*

Cotton or linen manufactures, not printed, stained, or colored,  
Goods, wares, and merchandise, not otherwise particularly enumerated and described.

*At 7½ per cent. In foreign vessels, at 8½ per cent.*

Anchors,  
Brushes,

Canes, walking sticks, and whips,  
Cambrics,  
Chintzes and colored calicoes, and all printed, stained, colored goods, or manufactures of cotton, or of linen, or of both,  
Clothing, ready made,  
Gauzes,  
Laces and lawns,  
Muslins and muslinets,  
Nankeens,  
Saddles,  
Satins and other wrought silks, velvets, and velverets.

*At 10 per cent. In foreign vessels, at 10½ per cent.*

Artificial flowers, feathers, and other ornaments for women's head dresses,  
 Brass manufactures, (wire and teutenague excepted)  
 Cartridge paper,  
 Cosmetics,  
 Dentrific powders, tinctures, preparations, and compositions, for the teeth or gums,  
 Dolls, dressed and undressed,  
 Fans,  
 Floor cloths and mats,  
 All other gloves and mittens,  
 All other caps, hats, and bonnets,  
 Iron, steel, or brass manufactures, or of which either of these metals is the article of chief value, not being otherwise particularly enumerated, (brass and iron wire excepted)  
 Sheathing paper,  
 Powders, pastes, balls, balsams, ointments, oils, waters, washes, tinctures, essences, or other preparations or compositions, commonly called sweet scents, odors, perfumes, cosmetics, and all powders or preparations for the teeth or gums,  
 Sail cloths, stockings, toys.

*At 10 per cent. In foreign vessels, at 10½ per cent.*

Buttons of every kind,  
 Cabinet wares,  
 Carpets and carpeting,  
 Copper manufactures,  
 Drugs, medicinal, except those commonly used for dyeing,  
 Gloves of leather,  
 Hats of beaver, felt, wool, or a mixture of any of them, iron, cast, slit, and rolled; and generally all manufactures of tin, pewter, or copper, or of which either of these metals is the article of chief value, not being otherwise particularly enumerated (iron wire excepted)  
 Leather tanned or tawed, and all manufactures of leather, or of which leather is the article of chief value, not otherwise particularly enumerated,  
 Millinery, ready made,

*At 10 per cent. In Foreign vessels, at 11 per cent.*

Annisseed,  
 Bricks and tiles,  
 Blank books,  
 Buckles, shoe and knee,  
 Capers,  
 Cinnamon, cloves, currants, and comfits,  
 Clocks and watches,  
 Dates and figs,  
 Earthen and stone wares,  
 Fruits of all kinds,  
 Ginger,  
 Gold and silver and plated ware,  
 Gold and silver lace,  
 Gunpowder,

*Abstract of the several articles paying ad valorem rates, upon which the duties accrued from the 1st July, 1794, to 31st December following, per act of June 7th, 1794.*

*At 10 per cent. When imported in foreign vessels, 10½ per cent.*

Brass, iron, or steel, locks, hinges, hoes, anvils, and vises,  
 Sail cloth,  
 Toys, not otherwise enumerated.

*At 10 per cent. When imported in foreign vessels, at 11 per cent.*

Anchors,  
 Blank books,  
 Brushes,  
 Canes, walking sticks, and whips,  
 Cambrics,  
 Cotton or linen manufactures, &c., not printed, stained, or colored,  
 Clothing, ready made,  
 Glass black quart bottles,  
 Gauzes,  
 Muslins and muslinets, not printed, stained, and colored,  
 Laces and lawns,  
 Lamp black,  
 Writing and wrapping paper,  
 Pasteboard, parchment, and vellum,  
 Pictures and prints,  
 Saddles,

Jewelry and paste work,  
 Lamp black, lemons, and limes,  
 Marble, slate, and other stones, bricks, tiles, tables, mortars and other utensils of marble or slate, and generally all stone and earthen ware,  
 Mace,  
 Mustard, in flour,  
 Nutmegs,  
 Oranges,  
 Olives and oil,  
 Writing and wrapping paper,  
 Pasteboards, parchment, and vellum,  
 Pictures and prints,  
 Pickles of all sorts,  
 Plums and prunes,  
 Raisins,  
 Sugar candy.

*At 12½ per cent.*

Goods, wares, and merchandise, imported directly from China or India, in ships or vessels not of the United States, except teas, China ware, and all other articles, liable to higher rates of duties.

*At 15 per cent. In foreign vessels, at 15½ per cent.*

Cutlasses, hangers, swords, and other side arms,  
 Glue,  
 Hair powder,  
 Laces, lines, fringes, tassels, and trimmings, commonly used by upholsterers, coachmakers, and saddlers,  
 Muskets, pistols, and other fire arms,  
 Starch, wafers,

*At 15 per cent. In foreign vessels, at 16 per cent.*

Paper hangings,  
 Painters' colors, whether dry or ground in oil, except those commonly used in dyeing.

*At 15 per cent. In foreign vessels, at 16½ per cent.*

China ware,  
 Glass, and all manufactures of glass, (black quart bottles excepted)  
 Looking glass,  
 Window glass,

*At 15½ per cent. In foreign vessels, at 17¼ per cent.*

Coaches, chariots, phaetons, chairs, chaises, solos, or other carriages or parts of carriages.

*At 40 per cent. In foreign vessels, 2 cents per gallon in addition.*

All other than enumerated wines, not to exceed 30 cents per gallon in American vessels, or 32 cents per gallon in foreign vessels.

Satins, and other wrought silks,  
 Sugar candy,  
 Velvets, and velverets,

Goods, wares, and merchandise, not otherwise particularly enumerated and described.

*At 12½ per cent.*

Goods, wares, and merchandise, imported directly from China or India, in ships or vessels not of the United States, except teas, China ware, and all other articles liable to higher rates of duties.

*At 12½ per cent. When imported in foreign vessels, at 13½ per cent.*

Wood, manufactured, (exclusive of cabinet wares.)

*At 12½ per cent. When imported in foreign vessels, at 13¾ per cent.*

Chintzes, and colored calicoes or muslins, and all printed, stained, or colored goods, or manufactures of cotton or linen, or of both, or of which cotton or linen is the material of chief value,  
 Muslins or muslinets, printed, stained, or colored,  
 Nankeens.

*At 15 per cent. When imported in foreign vessels, at 15½ per cent.*

Arms, fire and side, not otherwise enumerated,  
Muskets and firelocks, without bayonets,  
Hair powder,  
Starch,  
Laces, lines, fringes, tassels, and trimmings, commonly used by upholsterers, coach-makers, and saddlers,  
Wafers.

*At 15 per cent. When imported in foreign vessels, at 16 per cent.*

Artificial flowers, feathers, and other ornaments for women's head-dresses,  
Manufactures of brass, not otherwise particularly enumerated,  
Cartridge paper,  
Cosmetics,  
Dentifric powders, tinctures, preparations, and compositions, for the teeth and gums,  
Dolls, dressed and undressed,  
Fans,  
Floor cloths and mats,  
Gloves and mittens, (except leather)  
Paper hangings,  
Sheathing paper,  
Painters' colors, whether dry or ground in oil, except those commonly used in dyeing,  
Perfumes,  
Powders, pastes, balls, balsams, ointments oils, waters, washes, tinctures, essences, or other preparations or compositions, commonly called sweet-scents, odors, perfumes, or cosmetics; and all powders or preparations for the teeth or gums,  
Steel manufactures, not otherwise particularly enumerated,  
Stockings,  
All other hats, caps, and bonnets,

*At 15 per cent. When imported in foreign vessels, at 16½ per cent.*

Buttons of every kind,  
Cabinet wares,  
Carpets and carpeting,  
China ware,  
Copper manufactures,  
Drugs, medicinal, except those commonly used for dyeing,  
Window glass,  
Leather gloves,  
Hats of beaver, felt, wool, or a mixture of any of them,  
Iron, cast, slit or rolled,  
Leather, tanned and tawed, and all manufactures of

leather, or of which leather is the article of chief value, not otherwise particularly enumerated,  
Millinery, ready made,  
Pewter manufactures,  
Tin manufactures.

*At 15 per cent. When imported in foreign vessels, at 16½ per cent.*

Aniseed,  
Bricks and tiles,  
Buckles, shoe and knee,  
Capers,  
Cinnamon, cloves, currants, and comfits,  
Clocks and watches, or parts of either,  
Dates and figs,  
Earthen and stone wares,  
Fruits of all kinds,  
Ginger,  
Gold, silver, and plated ware,  
Gold and silver lace,  
Jewelry and pastework,  
Lemons and limes,  
Marble, slate, and other stones, bricks, tiles, tables, mortars, and other utensils of marble or slate, and generally all stone and earthen ware,  
Mace,  
Mustard in flour,  
Nutmegs,  
Oranges,  
Olives,  
Oil,  
Pickles of all sorts,  
Plums and prunes,  
Raisins,  
Toys, not otherwise enumerated.

*At 20 per cent. When imported in foreign vessels, at 21½ per cent.*

All other glass (not otherwise particularly enumerated) and manufactures thereof,  
Looking glass.

*At 20 per cent. When imported in foreign vessels, at 22 per cent.*

Coaches, chariots, phaetons, chairs, chaises, solos, or other carriages or parts of carriages

*At 40 per cent. When imported in foreign vessels, at 40 per cent., and 2 cents per gallon.*

All other than enumerated wines not to exceed 30 cents per gallon in American vessels, or 32 cents per gallon in foreign vessels.

## C.

*A comparative statement of the Tonnage of Vessels entered into the United States, from 1st January, 1790, to 31st December, 1794.*

	TO WHAT NATION BELONGING.																				
	UNITED STATES' VESSELS.			Vessels owned in part by Americans & For'nrs.	Vessels, foreign built, owned by Americans.	Vessels, American built, owned by Foreigners.	FOREIGN.														
	In Foreign Trade.	In Coast-ing Trade.	In Fish-ing Trade.				Great Britain	France.	Spain.	Portu-gal.	Italy.	United Ne-therlands.	Imperial.	Hanse Towns.	Den-mark.	Swe-den.	Prus-sia.	Russia.			
Tons.																					
For the Year 1790,	354,767	103,775	28,348	312	-	-	-	216,914	12,059	7,381	3,777	-	-	6,136	459	1,978	1,113	535	394	-	-
- 1791,	363,662	106,494	32,542	192	-	-	-	210,618	8,988	4,337	4,766	-	-	3,751	2,326	2,989	2,092	361	-	-	320
- 1792,	414,679	120,957	32,062	-	-	-	-	206,065	24,343	2,692	2,341	-	-	3,557	-	3,214	1,159	907	-	-	-
- 1793,	447,754	141,639	38,177	-	-	-	1,110	100,180	45,287	3,090	3,153	458	577	4,972	1,166	2,364	2,319	-	-	-	-
- 1794,	525,649	192,686	27,260	-	-	1,497	50	37,058	11,249	2,230	6,044	192	417	978	4,373	9,390	11,043	-	-	-	-

TREASURY DEPARTMENT, *Register's Office, January 22, 1796.*

JOSEPH NOURSE, *Register.*

## D.

*Statement of the Tonnage of American vessels entered into the ports of the United States in the years ending 30th September, 1790, and 30th September, 1794, excluding the repeated voyages of the same vessel in one year.*

COUNTRIES FROM WHICH THE VESSELS ARRIVED.	One year, ending the 30th Sept. 1790.	One year, ending the 30th Sept. 1794.
	Tons.	
Russia,	1,385	6,514
Sweden,	100	536
Swedish West Indies,	580	5,221
Denmark and Norway,	180	1,795
Danish West Indies,	8,120	17,890
United Netherlands,	7,040	14,842
Dutch West Indies and American Colonies,	37,206	32,633
Cape of Good Hope,	247	350
England, Man, and Berwick,	22,930	42,531
Guernsey, Jersey, Sark, and Alderney,	329	1,159
Scotland,	948	2,759
Ireland,	5,553	8,077
Gibraltar,	91	2,240
British East Indies,	-	1,155
British West Indies,	3,620	58,989
Newfoundland and British fisheries,	100	-
British American Colonies,	242	1,423
Hamburg, Bremen, and the other Hanse Towns,	1,262	5,537
Imperial Ports of the Austrian Netherlands and Germany,	1,390	2,288
France,	17,149	17,782
St. Pierre, Miquelon, and French fisheries,	1,271	-
French West Indies,	57,126	53,353
Bourbon and Mauritius,	508	1,788
Spain,	14,242	20,420
Teneriffe and the other Canaries,	1,201	1,461
Ivica, Majorca, and Minorca,	148	-
Honduras, Campeachy, and the Musquito Shore,	-	106
Spanish West Indies,	727	12,908
Floridas and Louisiana,	105	3,153
Portugal,	10,804	12,722
Madeira,	3,827	2,002
Fayal and the other Azores,	987	1,105
Cape de Verd Islands,	4,518	1,924
China,	3,451	2,398
East Indies, generally,	460	-
West Indies, generally,	1,424	196
Africa, generally,	305	198
South Seas,	-	725
Uncertain,	2,791	-
Total,	212,376	338,180

TREASURY DEPARTMENT, Register's Office, 22d January, 1796.

JOSEPH NOURSE, Register.

## E.

Abstract of the Tonnage of the Shipping of the several Districts of the United States, and of recorded Vessels, on the last day of December, 1794.

DISTRICTS.	Recorded.	Registered.		Enrolled and Licensed.		Licences under twenty tons, for			Aggregate Tonnage of each District.	Estimated amount of the proportions of Enrolled Tonnage employed in the		
		Permanent.	Temporary.	Permanent.	Temporary.	Coasting Trade.	Whale Fishery.	Cod Fishery.		Coasting Trade.	Whale Fishery.	Cod Fishery.
	Tons. 95ths.	Tons. 95ths.	Tons. 95ths.	Tons. 95ths.	Tons. 95ths.	Tons. 95ths.	Tons. 95ths.	Tons. 95ths.		Tons. 95ths.	Tons. 95ths.	Tons. 95ths.
Portsmouth, <i>New Hampshire</i> ,	.	12,011.55	940.65	1,428.31	.	45.09	.	98.90	14,534.60	.	.	.
Newburyport, <i>Massachusetts</i> ,	.	14,819.54	579.87	2,461.39	.	60.79	.	465.74	18,377.48	.	.	.
Gloucester,	.	3,950.18	.	2,760.69	70.00	841.72	.	1,945.94	9,568.63	.	.	.
Salem,	.	18,134.18	186.94	4,401.25	.	236.10	.	665.14	23,623.66	.	.	.
Marblehead,	.	5,404.59	.	9,394.59	.	.	.	.	14,799.23	.	.	.
Boston,	.	54,153.47	1,695.60	10,259.26	631.56	83.16	.	138.45	66,961.60	.	.	.
Plymouth,	.	1,394.22	.	4,328.82	.	17.00	.	73.31	5,813.40	.	.	.
Barnstable,	.	501.34	.	10,524.69	.	518.59	.	.	11,544.67	.	.	.
Nantucket,	.	4,837.93	.	4,596.01	26.00	34.74	.	.	9,494.73	.	.	.
Edgartown,	.	.	.	216.66	.	62.74	.	37.30	316.75	.	.	.
New Bedford,	.	4,602.03	279.19	3,169.49	64.66	139.11	.	.	8,254.53	.	.	.
Dighton,	.	1,681.15	1,287.34	2,232.06	92.22	208.90	.	.	5,501.72	.	.	.
York,	.	556.86	270.32	1,050.60	.	53.90	.	81.14	2,012.92	.	.	.
Biddeford,	.	5,441.79	168.09	1,660.07	.	14.83	.	136.70	7,421.58	.	.	.
Portland,	.	9,932.59	299.18	4,286.03	.	354.52	.	.	14,872.37	.	.	.
Bath,	.	4,791.93	252.83	1,446.78	.	117.14	.	108.31	6,717.14	.	.	.
Wiscasset,	.	7,770.24	.	4,993.41	.	18.88	.	686.38	13,469.01	.	.	.
Penobscot,	.	677.36	.	2,510.24	.	104.27	.	392.04	3,683.91	.	.	.
Frenchman's Bay,	.	.	.	949.11	.	36.00	.	229.65	1,214.76	.	.	.
Machias,	.	114.25	.	298.21	.	.	.	97.43	509.89	.	.	.
Passamaquoddy,	.	.	.	54.21	.	.	.	18.31	72.52	.	.	.
Island, South Hero, <i>Vermont</i> ,	.	.	.	.	.	.	.	.	.	.	.	.
Newport, <i>Rhode Island</i> ,	.	7,086.43	761.88	3,696.55	66.47	493.75	.	75.59	12,180.82	.	.	.
Providence,	.	9,968.05	116.54	2,308.59	123.81	86.38	.	.	12,603.47	.	.	.
New London, <i>Connecticut</i> ,	.	14,001.17	542.80	6,207.06	192.57	722.79	.	308.77	21,975.31	.	.	.
New Haven,	.	4,430.24	138.19	1,322.88	.	116.89	.	.	6,008.30	.	.	.
Fairfield,	.	1,399.14	.	1,905.39	.	149.19	.	.	3,453.72	.	.	.
Sagg Harbor, <i>New York</i> ,	.	472.67	.	472.69	.	.	.	.	945.41	.	.	.
New York,	.	67,081.27	4,139.18	21,362.59	634.87	843.55	.	.	94,061.56	.	.	.
Lake Champlain,	.	.	.	.	.	.	.	.	.	.	.	.
Perth Amboy, <i>New Jersey</i> ,	.	209.03	275.01	4,036.81	.	550.14	.	.	5,071.04	.	.	.
Burlington,	.	.	.	71.52	.	40.78	.	.	112.35	.	.	.
Bridgetown,	.	.	.	1,961.35	.	199.75	.	.	2,161.15	.	.	.
Great Egg Harbor,	.	.	.	.	.	.	.	.	.	.	.	.
<i>Pennsylvania</i> ,	.	64,131.58	3,763.67	5,511.53	562.54	199.16	.	.	74,168.58	.	.	.
Wilmington, <i>Delaware</i> ,	.	1,064.11	.	1,155.85	.	80.22	.	.	2,300.23	.	.	.
Baltimore, <i>Maryland</i> ,	.	34,459.15	633.09	4,546.44	113.47	820.55	.	.	40,572.75	.	.	.
Chester,	.	41.00	.	1,197.00	.	441.00	.	.	1,679.00	.	.	.

ABSTRACT—Continued.

DISTRICTS.	Recorded.	Registered.		Enrolled and Licensed.		Licences under twenty tons, for			Aggregate Tonnage of each District.	Estimated amount of the proportions of Enrolled Tonnage employed in the		
		Permanent.	Temporary.	Permanent.	Temporary.	Coasting Trade.	Whale Fishery.	Cod Fishery.		Coasting Trade.	Whale Fishery.	Cod Fishery.
	Tons. 95ths.	Tons. 95ths.	Tons. 95ths.	Tons. 95ths.	Tons. 95ths.	Tons. 95ths.	Tons. 95ths.	Tons. 95ths.		Tons. 95ths.	Tons. 95ths.	Tons. 95ths.
Oxford, <i>Maryland</i> , . . . . .				2,837.10		844.49			3,681.59			
Vienna, . . . . .		401.01		3,431.68		1,398.20			5,230.89			
Snow Hill, . . . . .		94.70		1,175.92		428.65			1,699.37			
Annapolis, . . . . .				165.00		473.04			638.04			
Nottingham, . . . . .				586.92		15.57			602.54			
Cedar Point, . . . . .				993.39		227.27			1,220.66			
Georgetown, . . . . .		2,334.77	44.00	445.24	51.72	183.26			3,059.09			
Norfolk, <i>Virginia</i> , . . . . .		10,097.49	1,967.32	4,162.91	273.31	1,093.43			17,594.56			
Bermuda Hundred, . . . . .		4,251.14	53.00	3,017.40	124.64	118.66			7,564.89			
Hampton, . . . . .		114.14		516.24		181.82			812.25			
York Town, . . . . .		1,529.67		1,922.36		310.62			3,762.70			
Tappahannock, . . . . .		279.46		2,123.94	78.00	450.14			2,931.59			
Yeocomico, . . . . .				333.32		229.51			562.83			
Dumfries, . . . . .		528.00		317.00		147.00			992.00			
Alexandria, . . . . .		6,259.29	558.57	1,794.04	115.88	355.60			9,083.48			
Folly Landing, . . . . .		491.85		899.28		605.59			1,996.77			
Cherrystone, . . . . .						352.01			352.01			
South Quay, . . . . .				53.05					53.05			
Louisville, <i>Kentucky</i> , . . . . .												
*Wilmington, <i>North Carolina</i> , . . . . .		4,076.00		1,331.00					5,407.00			
Newbern, . . . . .		2,094.64	581.35	426.94	63.38	492.54			3,659.00			
Washington, . . . . .		2,499.90	271.61	499.14		248.92			3,519.67			
Edenton, . . . . .		3,794.50	303.20	1,179.42		393.12			5,670.29			
Camden, . . . . .		722.57	94.79	898.53		602.47			2,318.46			
Georgetown, <i>South Carolina</i> , . . . . .		982.67		518.34	164.27				1,665.33			
Charleston, . . . . .		19,096.83	1,289.75	3,502.91	278.72	85.01			24,253.37			
Beaufort, . . . . .												
Savannah, <i>Georgia</i> , . . . . .		2,225.10	329.03	355.05	94.53	35.09			3,038.80			
Sunbury, . . . . .												
Brunswick, . . . . .			45.30	62.55					107.85			
St. Mary's, . . . . .				1,076.15		12.47			1,088.62			
Hardwick, . . . . .												
		416,993.77	21,868.89	163,404.30	3,823.12	16,977.36		5,549.50	628,617.09	145,601.28	4,139.14	17,487.00

\* No accounts are received from this district; the tonnage is therefore inserted from estimate.

The distribution of the enrolled and licensed tonnage employed in the Coasting Trade, the Whale Fishery, and Cod Fishery, could not be ascertained with sufficient correctness to be stated otherwise than as an estimate. The annual account of tonnage for 1795 will, in this particular, be more correct.

January 22, 1796.

JOSEPH NOURSE, Register.



## REGISTERED TONNAGE.

The tonnage entered from foreign ports in the year 1794, upon which duties were collected, amounted to	Tons. 95th <sup>s</sup>
The registered vessels are essentially employed in foreign trade, and the amount of the registered tonnage of the United States, at the end of 1794, was	525,649.00
	438,862.71
Difference, being the quantity of tonnage exhibited in the abstracts of duties, an excess above the actual tonnage,	86,776.24

## ENROLLED TONNAGE.

Duties were collected in the year 1794, on vessels employed in the coasting trade, on	192,686.00
The enrolled vessels employed in the coasting trade, at the close of the year 1794, amounted to	145,601.28
The vessels, under twenty tons, licensed for the coasting trade, to	16,977.36
	162,578.64
Difference, being an excess in the abstracts of duties above the actual tonnage of vessels employed in the coasting trade,	30,107.31

## FISHING VESSELS.

Tonnage duties were collected in the year 1794, on fishing vessels, amounting to	27,260.00
From the best estimate which can be formed of the vessels employed in the fisheries in the year 1794, there were licensed at the close of said year, viz.	
Of enrolled vessels licensed for the whale fishery,	4,139.14
And for the cod fishery,	17,487.00
The vessels under twenty tons, licensed for the cod fishery, amounted to	5,549.50
	27,175.64
Difference, being an excess in the abstract of duties above the estimated tonnage of vessels employed in the whale and cod fisheries,	84.31

4th CONGRESS.]

No. 31.

[1st SESSION.

## EXPORTS FOR THE YEAR ENDING SEPTEMBER 30, 1795.

COMMUNICATED TO THE SENATE, MARCH 14, 1796.

TREASURY DEPARTMENT, *March 14th*, 1796.

SIR:

In obedience to the resolution of the Senate, of the 23d of December, 1795, I have the honor to transmit, herewith, a return of the Exports of the United States for the year ending September 30th, 1795.

I have the honor to be, with perfect respect, sir, your obedient servant,

OLIVER WOLCOTT.

The Honorable the PRESIDENT of the Senate of the United States.

A General Statement of Goods, Wares, and Merchandise, exported from the United States, from the first day of October, 1794, to the 30th of September, 1795.

WHITHER EXPORTED.	ASHES.		Apples	Bark, of Oak.	Bricks.	Boats.	BOOTS AND SHOES.			Beer, Porter, and Cider.	Blacking or Lamp-black.	Brimstone.	Cotton.	CANDLES.				Cordage.	Coal.		
	Pot.	Pearl.					Boots.	Shoes.						Wax.	Myrtle	Spermaceti.	Tallow.				
	Tons.	Bbls.					Hhds.	Number.						Pairs.	Pakgs.	Gallons.	Dozens, Bottles.			Packages	Pounds.
Russia, - - - - -	-	-	-	-	-	-	-	-	-	-	-	-	-	-	-	-	-	-	-	-	-
Sweden, - - - - -	-	-	-	-	-	-	-	-	-	-	-	-	-	-	-	-	-	-	-	-	-
Swedish West Indies, - - - - -	-	-	148	-	12,000	-	442	4,313	43	9,760	21	30	-	-	-	-	220	701	-	-	-
Denmark, - - - - -	-	-	-	-	-	-	-	-	-	-	-	-	-	-	-	-	-	-	-	-	-
Danish West Indies, - - - - -	-	-	-	-	-	-	-	-	-	-	-	-	-	-	-	-	-	-	-	-	-
United Netherlands, - - - - -	-	-	295	-	11,000	2	315	9,720	31	6,580	48	-	-	-	-	-	103	1,802	1.05	1,414	-
Cape of Good Hope, - - - - -	-	-	-	-	-	-	-	-	-	-	-	-	-	-	-	-	-	38	-	-	-
Dutch West Indies, - - - - -	-	-	-	-	-	-	-	-	-	-	-	-	1,027	-	-	-	-	-	-	-	-
England, - - - - -	1,196	780	164	-	101,000	11	264	7,203	20	5,220	76	-	-	-	-	-	-	-	-	-	-
Scotland, - - - - -	161	82	622	186	-	-	-	-	-	10,100	-	-	-	-	-	135	-	1,686	1,489	20.00	360
Ireland, - - - - -	932	340	136	-	-	-	-	-	-	-	-	-	4,438	-	-	-	1	61	-	-	-
Newfoundland and British fisheries, - - - - -	-	-	53	102	-	-	-	-	-	556	-	-	238	-	-	-	-	-	-	-	-
British West Indies, - - - - -	13	-	669	-	56,000	5	578	13,698	-	6,300	72	-	-	-	-	-	279	905	18.00	1,713	-
British American Colonies, - - - - -	-	-	2,487	-	88,500	-	108	3,556	-	13,420	-	-	-	-	-	-	-	8	-	-	-
Hamburg, Bremen, and other Hanse Towns, - - - - -	168	70	-	53	-	-	-	3,329	1	130	-	2,400	-	-	-	-	120	5	518	5.10	-
France, - - - - -	441	478	47	-	-	-	-	430	12,674	26	3,000	-	6,578	-	-	-	5	518	-	-	-
French West Indies, - - - - -	-	-	1,069	-	49,000	-	1,551	48,161	90	61,321	230	35	1,180	5,655	-	-	183	4,927	36.00	-	-
Spain, - - - - -	-	-	-	-	10,000	-	200	4,200	-	650	-	-	1	-	-	10	1,109	5,018	4.08	262	-
Teneriffe and the other Canaries, - - - - -	57	-	116	-	-	-	-	36	-	-	-	-	909	-	76	-	107	928	-	-	-
Spanish West Indies, - - - - -	-	-	553	-	10,000	-	44	2,677	2	10,169	-	-	-	-	-	10	38	21	559	-	-
Floridas and Louisiana, - - - - -	-	-	65	-	15,000	-	180	3,956	18	22,110	468	30	-	-	-	-	122	895	1.04	-	-
Portugal, - - - - -	-	-	-	-	-	-	-	-	-	60	-	-	-	-	-	-	492	38	20	-	-
Madeira, - - - - -	-	-	-	-	-	-	-	300	-	-	-	-	-	-	-	-	200	20	-	-	-
Fayal and the other Azores, - - - - -	-	-	-	-	10,000	4	-	-	-	60	-	-	1,000	-	-	-	20	37	-	-	-
Cape de Verd Islands, - - - - -	-	-	-	-	-	-	-	450	-	-	-	-	-	-	-	-	-	-	-	-	-
Italian Ports, - - - - -	-	-	-	-	-	-	-	-	-	-	-	-	-	-	-	-	-	-	-	-	-
East Indies, generally, - - - - -	-	-	-	-	-	-	239	5,781	10	65,593	124	4	11,616	59	-	-	618	36	-	-	-
Africa, generally, - - - - -	95	41	-	-	8,000	-	50	596	2	1,456	-	-	-	13	-	-	974	446	30.00	-	-
West Indies, generally, - - - - -	-	-	308	-	51,100	-	259	21,979	-	6,960	140	-	64	16	-	-	86	375	17.00	-	-
Northwest Coast of America, - - - - -	-	-	-	-	-	-	-	248	-	630	-	-	-	30	-	-	41	1,775	0.12	-	-
Europe, for a market, - - - - -	82	43	-	-	-	-	-	-	-	-	-	-	417	-	-	-	10	-	-	-	-
Grand Total, - - - - -	3,145	1,835	6,875	341	421,600	22	4,660	142,877	243	224,075	1,179	130	16,196	20,921	762	20	5,998	28,695	133.19	3,749	-

STATEMENT OF EXPORTS—Continued.

WHITHER EXPORTED.	Cards, Wooland Cotton.	Coffee.		Cocoa. Pounds.	CARRIAGES.		Copper. Pack- ages.	Corks. Groce.	Duck. Pieces.	Drugs. Pack- ages.	Earthen Ware. Crates.	Flax Seed. Casks.	Flax. Pounds.	Furniture, House, and Windsor Chairs.		FISHERY.												
		Dozens.	Hhds. tierces, bbls and bags.		Pounds.	Pleasur- able.								Wagons, Carts, & Drays. Number.	Pack- ages.	Groce.	Pieces.	Pack- ages.	Crates.	Casks.	Pounds.	Pack- ages.	Number.	Quintals.	Barrels.	Oil, Whale. Gallons.		
																											FISH.	
																											Fish, Dried.	Fish, Pickled.
Russia, - - - - -	-	-	125,000	-	-	-	-	-	-	5	-	-	-	-	-	-	-	-	-									
Sweden, - - - - -	-	-	-	-	-	-	-	-	-	-	-	-	-	-	-	-	-	-	-									
Swedish West Indies, - - - - -	-	-	-	-	1	12	-	-	-	-	-	-	-	-	-	-	-	-	-									
Denmark, - - - - -	-	1,277	544,258	-	-	-	-	-	-	2	-	-	-	-	1	162	3,285	2,329	1,523									
Danish West Indies, - - - - -	-	-	96	-	17	9	-	-	-	-	10	-	-	-	-	-	81	-	-									
United Netherlands, - - - - -	-	8,870	2,495,057	155,221	-	-	-	-	-	-	-	-	-	-	27	994	7,889	3,756	6,409									
Cape of Good Hope, - - - - -	-	-	-	-	-	-	-	-	-	-	10	-	-	-	-	-	-	-	-									
Dutch West Indies, - - - - -	-	-	20	-	6	-	-	-	-	-	-	-	-	-	-	-	4	2	-									
England, - - - - -	4½	13,841	1,677,926	2,900	-	-	-	110	-	-	-	-	-	-	4	202	46,865	5,230	24,446									
Scotland, - - - - -	-	-	-	-	-	-	-	-	-	-	-	5,427	-	-	-	-	235	1,222	18,611									
Ireland, - - - - -	-	-	88,600	-	-	-	-	-	-	-	-	1,112	-	-	-	-	-	-	-									
Newfoundland and British fisheries, - - - - -	-	-	-	-	-	-	-	-	-	20	-	49,827	-	-	-	-	-	-	20,295									
British West Indies, - - - - -	-	-	-	-	2	2	-	-	158	19	38	-	-	-	25	246	26,177	9,397	18,113									
British American colonies, - - - - -	143	-	-	-	1	-	-	-	91	1	20	-	-	-	36	36	27	-	3,144									
Hamburg, Bremen, and other Hanse Towns, - - - - -	-	53,897	12,379,901	44,292	-	-	-	1,000	26	320	10	3	88,900	-	-	-	967	-	28,342									
France, - - - - -	-	4,524	1,154,498	133,462	-	-	-	1,300	50	167	10	61	560	-	-	-	36,709	6,467	438,265									
French West Indies, - - - - -	-	-	40	-	-	-	-	-	7	381	96	1,862	-	-	36	458	53,801	15,183	61,323									
Spain, - - - - -	-	715	161,698	39,665	-	-	-	-	230	5	6	-	-	-	-	24	80,388	2,359	139,778									
Teneriffe and the other Canaries, - - - - -	-	-	-	-	-	-	-	-	-	-	-	-	-	-	10	-	110	4	-									
Spanish West Indies, - - - - -	-	-	-	-	-	-	-	-	-	-	-	-	-	-	4	186	5,196	1,020	817									
Floridas and Louisiana, - - - - -	-	8	2,688	-	10	12	141	-	100	10	56	-	-	-	4	28	673	3,806	1,560									
Portugal, - - - - -	-	-	4,912	-	-	-	-	-	-	32	193	-	-	-	28	258	13,213	-	2,700									
Madeira, - - - - -	-	1	797	-	-	-	-	-	140	12	-	-	-	-	7	12	1,705	14	-									
Fayal and the other Azores, - - - - -	-	-	8,000	-	-	-	-	-	81	-	-	-	-	-	-	-	804	28	1,680									
Cape de Verd Islands, - - - - -	-	-	-	-	-	-	-	-	-	-	6	-	289	1,000	-	-	-	-	-									
Italian Ports, - - - - -	-	6,407	1,578,118	132,692	-	-	-	-	-	5	-	-	-	-	-	-	-	-	-									
East Indies, generally, - - - - -	-	-	-	-	-	-	-	-	-	-	-	-	-	-	13	-	20,060	-	99									
Africa, generally, - - - - -	250	77	301,842	-	-	-	104	150	598	16	140	-	-	-	6	24	678	357	2,375									
West Indies, generally, - - - - -	-	-	40	-	-	-	-	-	6	-	31	-	-	-	5	24	3,705	127	504									
Northwest Coast of America, - - - - -	-	-	376	-	6	-	258	1,459	21	136	-	-	-	-	13	60	98,246	4,694	21,536									
Europe, for a market, - - - - -	-	-	1,072,512	17,200	-	-	-	-	42	5	-	-	-	-	-	-	-	-	19,004									
Grand Total, - - - - -	397½	89,617	21,596,379	525,432	43	36	263	2,818	3,031	1,148	753	58,762	90,460	179	2,686	400,818	55,999	810,524										

1796.]

EXPORTS FOR THE YEAR 1795.

STATEMENT OF EXPORTS—Continued.

WHITHER EXPORTED.	FISHERY.		GRAIN AND PULSE.						GROCERIES.						Glass.	Ginseng.		
	Oil, Sperm.	Whale Bone.	Wheat.	Rye.	Indian Corn.	Buck-wheat.	Oats.	Peas and Beans.	Loaf, Lump, and other White Sugars.	Brown and other Sugars.	Choco-late.	Raisins and Almonds.	Pimen o.	Pepper.		Cin-namon, & Cloves.	Pkgs.	Pkgs.
	Gallons.	Pounds.	Bushels.						Pounds.		Boxes.	Pounds.				Pkgs.	Pkgs.	Pkgs.
Russia, - - - - -	-	-	-	-	-	-	-	-	-	392,560	-	-	-	-	-	-	-	-
Sweden, - - - - -	-	-	-	-	-	-	-	-	-	-	-	-	-	-	-	-	-	-
Swedish West Indies, - - - - -	-	-	-	-	92,079	-	6,803	8,695	1,200	-	1	9,850	-	1,500	1	-	-	-
Denmark, - - - - -	-	-	-	-	-	-	-	-	-	-	-	6,556	-	-	3	-	-	-
Danish West Indies, - - - - -	-	-	-	-	112,298	-	11,612	11,672	7,500	-	4	33,870	-	990	-	3	-	-
United Netherlands, - - - - -	-	-	-	-	-	-	-	-	-	-	-	5,400	-	-	-	-	220	-
Cape of Good Hope, - - - - -	-	-	-	-	-	-	-	-	-	-	-	28,638	-	-	1	-	-	-
Dutch West Indies - - - - -	-	-	-	-	-	-	-	-	-	-	-	-	-	-	-	-	-	-
England, - - - - -	3,024	-	-	-	26,167	60	7,244	2,484	14,654	-	-	6,600	-	2,852	-	-	16	140
Scotland, - - - - -	-	-	-	-	147,727	-	-	4,629	-	-	-	-	-	-	8	-	139	-
Ireland, - - - - -	11,376	-	-	-	-	-	-	632	-	-	-	-	-	-	-	-	-	-
Newfoundland and British fisheries, - - - - -	-	-	-	-	3,701	-	276	-	-	-	-	-	-	-	-	-	-	-
British West Indies, - - - - -	372	8,000	-	-	323,445	18	21,640	44,191	1,600	-	1	56,100	-	300	-	-	-	-
British American colonies, - - - - -	-	-	-	556	52,980	600	-	5,581	600	4,356	16	13,536	-	680	-	-	-	-
Hamburg, Bremen, and other Hanse Towns, - - - - -	-	202,404	-	-	-	-	-	5,060	108,700	11,206,120	215	-	583,426	17,491	24	-	-	-
France, - - - - -	63,967	174,960	41,929	147	513,351	-	-	18,036	442,546	4,405,438	1,362	2,500	152,250	192,221	100	-	-	-
French West Indies, - - - - -	197	-	-	-	44,364	-	6,861	23,416	18,050	5,230	15	82,450	-	1,406	1	66	1,100	-
Spain, - - - - -	-	25,000	48,148	-	200,293	-	-	25,644	4,216	755,560	15	1,100	-	35,894	-	-	-	-
Teneriffe and the other Canaries, - - - - -	-	-	-	-	-	-	-	17	-	-	-	-	-	-	-	-	-	-
Spanish West Indies, - - - - -	-	-	-	-	14,799	-	112	1,016	-	30	-	4,868	-	3,200	-	4	-	-
Florida and Louisiana, - - - - -	480	-	-	-	9,864	-	398	516	4,500	4,800	1	14,764	-	23,241	1	107	-	-
Portugal, - - - - -	-	-	50,016	-	264,450	-	192	25,153	-	12,000	-	-	-	-	-	-	-	-
Madeira, - - - - -	-	-	1,180	-	24,973	-	300	415	-	-	-	-	-	-	-	-	-	-
Fayal and the other Azores, - - - - -	-	-	-	-	31,478	-	-	492	-	8,496	6	-	-	600	-	-	-	-
Cape de Verd Islands, - - - - -	-	-	-	-	-	-	-	70	-	-	-	-	-	-	-	-	-	-
Italian Ports, - - - - -	-	-	-	-	-	-	-	1,382	12,500	1,272,921	-	-	306,234	600	151	-	-	-
East Indies, generally, - - - - -	-	300	-	-	12,122	-	-	-	6,000	-	60	4,474	-	-	-	41	-	188
Africa, generally, - - - - -	-	-	-	-	853	-	-	104	9,237	51,368	34	1,300	500	1,050	-	-	-	-
West Indies, generally, - - - - -	1,440	-	-	-	70,401	-	8,897	7,565	7,343	6,800	-	10,560	-	7,410	-	2	-	-
Northwest Coast of America, - - - - -	-	-	-	-	-	-	-	-	284	5,184	-	-	132	101	-	-	-	-
Europe, for a market, - - - - -	-	-	-	-	-	-	-	-	100,600	656,320	11	-	23,408	12,656	120	-	-	-
Grand Total,	80,856	410,664	141,273	703	1,935,345	678	64,335	186,770	739,520	21,377,747	1,741	241,972	1,158,274	301,692	410	227	17,460	327

## STATEMENT OF EXPORTS—Continued.

WHITHER EXPORTED.	Hides.	Horns & Tips.	HATS.		Hops.	Hemp.	Hay.	IRON.								INDIGO.		Lead.				
			Pack'ges	Number.				Pounds.	Tons.	Tons.	Nails.	Axes, Spades, Hoes, &c.	Anchors.	Pots, Kettles, and other Castings.	Pots, Kettles, &c.	Wrought Iron.	Fig.		Bar.	Hoops & Nail Rods	Casks.	Pounds.
Russia, - - - - -	-	-	-	-	44,000	-	-	-	-	-	-	-	-	-	-	-	-	520	-			
Sweden, - - - - -	-	-	-	-	-	-	-	-	-	-	-	-	-	-	-	-	-	-	-			
Swedish West Indies, - - - - -	-	-	6	530	-	-	-	1	-	-	-	-	-	-	-	-	-	-	-			
Denmark, - - - - -	-	-	-	-	20,600	-	-	-	-	-	-	-	-	-	-	-	16	5,174	2,550			
Danish West Indies, - - - - -	-	-	21	880	-	-	165	222	-	-	49	-	7	15	11	-	175	4,867	-			
United Netherlands, - - - - -	1,000	17,500	-	-	-	-	-	-	-	-	-	-	-	10	-	-	-	-	-			
Cape of Good Hope, - - - - -	-	-	-	-	-	-	-	-	-	-	-	-	-	-	16	2	-	-	-			
Dutch West Indies, - - - - -	-	-	4	1,292	-	-	116	131	901	-	-	-	19	-	25	-	-	-	200			
England, - - - - -	2,000	67,740	-	-	6,000	-	-	3	-	-	-	-	-	475	-	-	1,040	110,172	-			
Scotland, - - - - -	-	-	-	-	-	-	-	-	-	-	-	-	-	11	-	-	-	1,008	-			
Ireland, - - - - -	-	19,409	-	-	13,165	-	-	-	-	-	-	-	-	123	-	-	28	9,120	-			
Newfoundland and British fisheries, - - - - -	-	-	-	-	-	-	-	-	-	-	-	-	-	-	-	-	-	-	-			
British West Indies, - - - - -	-	-	8	1,138	-	-	311	-	30	-	-	-	-	-	-	-	-	1,215	-			
British American colonies, - - - - -	300	-	10	275	1,200	-	-	34	480	8	-	-	1	-	25	-	-	1,215	-			
Hamburg, Bremen, and other Hanse Towns, - - - - -	5,928	117,285	-	-	-	-	-	-	-	-	-	-	-	38	45	-	305	370,137	6,720			
France, - - - - -	14,434	2,200	-	370	-	110	-	24	-	-	-	-	-	152	312	74	266	136,083	-			
French West Indies, - - - - -	183	-	84	1,875	-	-	-	636	324	-	8	-	-	132	25	-	-	1,700	-			
Spain, - - - - -	2,515	6,000	-	-	-	-	-	2	12	-	-	-	-	43	56	2	166	9,746	-			
Teneriffe and other Canaries, - - - - -	-	-	-	-	-	-	-	-	-	-	-	-	-	-	4	-	-	-	-			
Spanish West Indies, - - - - -	-	-	1	360	-	-	-	71	33	-	-	-	1	-	-	-	-	-	-			
Floridas and Louisiana, - - - - -	-	-	18	1,104	-	-	-	877	24	-	633	-	99	-	64	1	-	-	-			
Portugal, - - - - -	-	-	-	162	-	-	-	-	-	-	-	-	-	-	545	96	4	-	-			
Madeira, - - - - -	-	-	4	-	-	-	-	-	-	-	-	-	-	156	3	-	-	-	-			
Fayal and the other Azores, - - - - -	-	-	1	-	-	-	-	3	-	-	-	-	-	15	7	-	-	-	-			
Cape de Verd Islands, - - - - -	-	-	-	60	-	-	-	-	-	-	-	-	1	-	-	-	-	-	-			
Italian Ports, - - - - -	401	-	-	2,660	-	-	-	-	-	-	-	-	-	-	-	-	97	2,000	-			
East Indies, generally, - - - - -	-	-	14	1,625	-	-	-	30	-	13	-	65	47	1,038	5	-	-	-	23,441			
Africa, generally, - - - - -	-	-	1	135	-	-	-	-	-	10	3,000	9	-	107	9	-	-	1,120	-			
West Indies, generally, - - - - -	-	-	-	1,666	-	-	17	43	-	-	-	-	-	-	-	13	-	-	-			
Northwest Coast of America, - - - - -	-	-	-	-	-	-	-	-	-	-	-	-	6	-	4	-	-	-	-			
Europe, for a market, - - - - -	1,104	-	-	48	-	-	-	-	-	-	-	-	-	-	-	-	-	14,064	-			
Grand Total, - - - - -	27,865	230,134	172	14,180	84,965	110	734	2,077	1,804	31	3,682	82	134	1,046	2,444	216	2,097	666,926	32,911			

1796.]

EXPORTS FOR THE YEAR 1795.

337

STATEMENT OF EXPORTS—Continued.

WHITHER EXPORTED.	Leather.	Lime.	LIVE STOCK.					MERCHANDISE, OR DRY GOODS.					OIL.		POWDER.			
			Cattle.	Horses.	Mules.	Sheep.	Hogs.	Poultry.	Value of Sundries.	Nan-keens.	Tow Cloth.	Mus-tard.	Molasses.	Naval Stores.	Linseed.	Sweet.	Gun.	Hair and other Per-fumery.
	Pounds.	Bush-els.	Number.					Dozens.	Dollars.	Pieces.	Yards.	Pack-ages.	Gallons.	Barrels.	Gallons.	Pack-ages.	Quarter Casks.	Packages.
Russia, - - - - -	-	-	-	-	-	-	-	-	-	-	-	-	-	-	-	-	-	-
Sweden, - - - - -	-	-	-	-	-	-	-	-	-	-	-	-	-	-	-	-	-	-
Swedish West Indies, - - - - -	6,683	8	458	335	52	494	756	434	122,258	3,940	450	7	-	1,038	-	160	-	10
Denmark, - - - - -	-	-	-	-	-	-	-	-	-	-	-	-	-	685	315	-	-	-
Danish West Indies, - - - - -	4,802	152	313	581	125	377	890	673	272,622	14,492	902	6	140	3,232	56	665	30	30
United Netherlands, - - - - -	26,000	-	-	-	-	-	-	-	960	-	-	-	-	769	-	-	-	-
Cape of Good Hope, - - - - -	250	-	-	-	-	-	-	-	-	-	-	-	-	-	-	-	-	-
Dutch West Indies, - - - - -	3,336	404	99	301	583	439	189	235	130,627	15,200	2,459	26	-	508	-	280	-	360
England, - - - - -	35,616	-	-	-	-	-	-	-	19,769	-	-	-	-	79,009	-	-	-	-
Scotland, - - - - -	-	-	-	-	-	-	-	-	-	-	-	-	-	1,172	-	-	-	-
Ireland, - - - - -	-	-	-	-	-	-	-	-	6,840	-	-	-	-	9,840	-	-	-	-
Newfoundland and British Fisheries, - - - - -	-	-	-	-	-	-	-	-	-	-	-	-	-	-	-	-	-	-
British West Indies, - - - - -	2,398	203	831	971	471	1,909	1,371	1,339	43,765	13,888	5,310	8	5,770	3,361	450	57	-	8
British American colonies, - - - - -	4,520	-	14	-	-	-	-	4	14,377	1,016	640	7	2,901	3,699	228	2	-	-
Hamburg, Bremen, and other Hanse Towns, - - - - -	1,066,728	-	-	-	-	-	-	5	35,570	8,300	-	-	-	12,604	-	-	-	11
France, - - - - -	386,978	-	-	-	-	-	-	-	59,813	35,700	-	-	4,000	1,501	39,420	121	-	24
French West Indies, - - - - -	2,506	-	413	361	74	1,226	988	835	1,006,343	19,702	40,703	26	1,118	998	934	3,383	-	-
Spain, - - - - -	186,995	-	-	1	-	-	-	-	70,761	13,600	-	-	2,300	2,325	-	60	-	256
Teneriffe and other Canaries, - - - - -	-	-	-	-	-	-	-	-	3,018	-	-	-	-	50	-	-	-	-
Spanish West Indies, - - - - -	970	-	82	-	23	417	97	140	260,447	1,700	142,641	-	-	427	-	290	143	40
Floridas and Louisiana, - - - - -	6,644	-	24	12	-	-	-	-	394,912	29,052	18,000	7	-	175	1,950	785	588	10
Portugal, - - - - -	224	-	-	-	-	-	-	-	73,123	8,000	-	-	-	2,205	-	-	-	-
Madeira, - - - - -	-	-	-	1	-	-	-	-	10,916	-	-	-	-	20	-	-	-	-
Fayal and the other Azores, - - - - -	-	-	-	-	-	-	-	-	17,697	-	-	-	-	10	-	-	-	-
Cape de Verd Islands, - - - - -	-	-	-	-	-	-	-	-	-	-	-	-	-	-	-	-	-	-
Italian Ports, - - - - -	14,660	-	-	-	-	-	-	-	14,996	9,020	-	-	2,200	6,909	-	-	-	-
East Indies, generally, - - - - -	8,200	-	-	-	-	-	-	-	120,799	-	-	12	-	1,843	1,322	136	-	23
Africa, generally, - - - - -	16,402	-	-	-	-	-	-	-	94,759	3,500	-	-	1,308	178	-	2	-	-
West Indies, generally, - - - - -	1,520	-	276	63	98	1,194	579	800	85,463	9,116	50,475	-	57	298	4,320	197	-	-
Northwest Coast of America, - - - - -	-	-	-	-	-	438	-	-	17,852	300	-	-	330	10	-	-	-	12
Europe, for a market, - - - - -	43,792	-	-	-	-	-	-	-	1,512	-	-	-	-	-	-	-	-	-
<b>Grand Total,</b> - - - - -	<b>1,819,224</b>	<b>767</b>	<b>2,510</b>	<b>2,626</b>	<b>1,426</b>	<b>6,494</b>	<b>4,922</b>	<b>4,461</b>	<b>2,879,198</b>	<b>186,526</b>	<b>261,580</b>	<b>99</b>	<b>20,124</b>	<b>132,866</b>	<b>48,995</b>	<b>6,138</b>	<b>821</b>	<b>784</b>

STATEMENT OF EXPORTS—Continued.

WHITHER EXPORTED.	Paper.	Paints.	PROVISIONS.																
			Rice.	Flour.	Bread.	Crack- ers.	Rye Meal.	Indian Meal.	Ship Stuff.	Beef.	Pork.	Neats' Tongues,	Tongues and Sunds.	Hams and Bacon.	Butter.	Cheese.	Lard.	Sausages.	
			Tierces.	Barrels.		Kegs.	Barrels.					Bbls. & Kegs.	Pounds.	Firkins.	Pounds.				
Russia, - - - - -	-	-	-	-	-	-	-	-	-	-	-	-	-	-	-	-	-	-	-
Sweden, - - - - -	-	-	-	229	-	-	-	-	-	-	-	-	-	-	-	-	-	-	-
Swedish West Indies, - - - - -	120	-	-	841	28,485	3,668	1,842	266	13,086	-	1,983	3,916	2	-	131,885	1,570	35,652	110,884	-
Denmark, - - - - -	-	-	-	2,857	-	-	-	-	-	-	-	-	-	-	-	-	5,000	-	-
Danish West Indies, - - - - -	120	-	-	1,417	47,922	7,511	1,711	1,583	32,517	36	3,943	5,671	1	-	236,217	1,809	64,531	157,841	2,500
United Netherlands, - - - - -	-	-	-	13,727	858	-	-	-	-	-	58	-	-	-	-	-	-	-	-
Cape of Good Hope, - - - - -	-	-	-	-	-	-	-	-	-	-	-	-	-	-	-	-	-	-	-
Dutch West Indies, - - - - -	20	-	-	1,097	27,686	1,765	2,252	337	3,830	-	8,759	8,024	52	152	78,786	2,357	58,257	44,044	800
England, - - - - -	-	-	-	22,558	34,199	510	138	-	4,488	-	4,331	909	-	-	34,605	-	-	-	-
Scotland, - - - - -	-	-	-	205	-	-	-	-	-	-	-	-	-	-	-	-	-	-	-
Ireland, - - - - -	-	-	-	113	400	42	-	-	-	-	28	12	-	-	-	-	-	8,460	-
Newfoundland and British Fisheries, - - - - -	-	-	-	155	324	816	-	-	66	-	12	-	-	-	3,060	-	458	-	-
British West Indies, - - - - -	30	-	-	5,371	81,365	21,453	10,012	147	16,675	467	7,347	8,627	20	-	293,862	2,661	136,688	78,687	-
British American Colonies, - - - - -	41	17	-	126	2,309	4,885	595	128	187	97	556	656	-	-	31,240	243	5,900	8,200	-
Hamburg, Bremen, and other Hanse Towns, - - - - -	-	3	-	30,902	4,883	527	1,050	-	251	-	5,251	1,728	-	-	1,200	53	33,920	3,000	-
France, - - - - -	83	255	-	26,814	163,243	5,626	5,063	1,738	16,167	-	18,946	19,904	56	-	129,220	1,329	286,552	153,680	100
French West Indies, - - - - -	754	160	-	10,054	135,665	11,293	6,514	318	4,435	-	14,228	19,122	145	59	579,257	7,637	365,673	535,590	5,006
Spain, - - - - -	-	-	-	18,421	35,445	603	1,126	-	320	-	6,672	1,860	17	-	31,100	2,059	113,640	52,360	-
Teneriffe and the other Canaries, - - - - -	-	-	-	-	7	-	60	-	-	-	33	3	-	-	-	-	-	-	-
Spanish West Indies, - - - - -	54	-	-	886	56,896	4,733	2,286	12	2,852	-	1,693	2,115	7	-	62,620	3,135	983,272	93,308	-
Floridas and Louisiana, - - - - -	5	210	-	393	17,236	2,094	300	-	1,121	-	1,421	1,967	-	12	37,733	1,142	58,715	70,860	-
Portugal, - - - - -	-	-	-	585	4,099	208	65	-	126	-	-	30	-	-	22,960	21	-	120	-
Madeira, - - - - -	-	-	-	185	3,223	64	400	-	-	-	263	128	23	-	4,180	209	23,500	-	-
Fayal and the other Azores, - - - - -	-	-	-	-	46	70	100	-	-	-	335	10	-	-	300	-	-	-	-
Cape de Verd Islands, - - - - -	-	-	-	-	-	60	-	-	-	-	-	-	-	-	-	-	-	-	-
Italian Ports, - - - - -	-	-	-	288	61	-	200	-	-	-	-	-	-	-	-	-	-	-	-
East Indies, generally, - - - - -	1,640	272	-	-	4,557	162	503	-	-	-	4,341	2,276	40	86	37,783	1,371	19,526	49,894	-
Africa, generally, - - - - -	10	21	-	189	2,103	1,129	1,176	-	-	-	2,934	3,097	-	24	13,900	373	13,436	5,374	-
West Indies, generally, - - - - -	759	1	-	668	31,277	4,112	2,069	353	5,875	180	11,385	7,161	-	-	48,656	2,399	138,373	81,372	-
Northwest Coast of America, - - - - -	-	-	-	-	-	-	-	-	-	-	70	100	-	-	-	21	-	-	-
Europe, for a market, - - - - -	-	-	-	445	5,080	-	-	-	533	-	1,560	877	-	-	-	-	-	36,880	-
Grand Total, - - - - -	3,636	939	-	138,526	687,369	71,331	37,462	4,882	102,529	780	96,149	88,193	363	333	1,778,564	28,389	2,343,093	1,490,554	8,406

1796.]

EXPORTS FOR THE YEAR 1795.

STATEMENT OF EXPORTS—Continued.

WHITHER EXPORTED.	PROVISIONS.			Reeds.	SPIRITS.					Saddlery.	Soap.	Starch.	Snuff.	Essence of Spruce.	Steel.	SKINS AND FURS.						
	Pickled Oysters.	Potatoes.	Onions.		American.	Foreign.	Gin.	Cor-dials.	Turpentine.							Boxes.	Pounds.	Boxes.	Pr. 112 lbs.	Pounds.	Pakgs.	Number.
	Kegs and Pots.	Bushels.	Bunches.		Number.	Gallons.	Cases.	Pakgs.	Casks.							Pakgs.	Boxes.	Pounds.	Boxes.	Pr. 112 lbs.	Pounds.	Pakgs.
Russia, - - - - -	-	-	-	-	5,566	-	-	-	-	-	-	-	-	-	-	-	-	968				
Sweden, - - - - -	80	2,678	26,250	-	1,841	1,890	96	-	20	1,028	1,300	7,200	-	-	-	-	-	620				
Swedish West Indies, - - - - -	-	-	-	-	18,067	-	-	-	-	-	-	-	-	-	-	-	-	-				
Denmark, - - - - -	208	6,649	31,205	-	37,098	6,318	657	25	7	2,242	2,003	8,838	-	-	-	-	26	96				
Danish West Indies, - - - - -	-	-	-	-	-	600	-	-	-	403	-	-	-	-	-	-	-	-				
United Netherlands, - - - - -	-	-	-	-	-	-	-	-	-	-	-	-	-	-	-	-	-	-				
Cape of Good Hope, - - - - -	150	3,474	60,256	-	6,104	4,144	-	-	4	1,681	1,746	3,487	-	-	-	-	-	96				
Dutch West Indies, - - - - -	-	-	-	-	7,535	3,800	-	-	-	196	-	-	-	487	105 0 00	-	-	32,355				
England, - - - - -	-	-	-	86,000	-	-	-	-	-	-	-	-	-	-	-	1,400	-	-				
Scotland, - - - - -	-	-	-	-	60	-	-	-	-	-	-	-	-	-	-	15,000	126	1,300				
Ireland, - - - - -	242	110	4,213	-	-	-	-	-	-	-	-	-	-	-	-	-	-	5				
Newfoundland and British fisheries, - - - - -	1,194	18,519	162,422	-	7,224	15,589	110	250	10	1,212	200	4,746	-	-	-	-	-	144				
British West Indies, - - - - -	-	27	18,110	-	456	5,617	125	-	5	25	80	400	-	-	-	-	-	179				
British American colonies, - - - - -	19	-	-	22,000	52,992	89,516	-	-	10	1,961	5,400	31,050	-	-	-	-	849	29,482				
Hamburg, Bremen, and other Hanse Towns, - - - - -	-	-	-	-	76,997	17,772	-	-	6	15,627	-	1,400	-	-	-	-	38	8,759				
France, - - - - -	541	7,264	177,783	-	65,575	76,887	1,507	684	9	9,334	4,354	29,675	80	-	-	4,160	5	330				
French West Indies, - - - - -	-	340	20,980	-	11,599	5,280	-	-	-	2,151	-	-	-	-	-	-	10	49				
Spain, - - - - -	-	60	-	-	221	-	-	-	-	-	-	1,535	-	-	-	-	-	-				
Teneriffe and the other Canaries, - - - - -	200	2,709	24,886	-	1,417	19,424	-	-	2	858	920	-	-	-	-	750	-	853				
Spanish West Indies, - - - - -	238	600	8,210	-	4,140	10,393	453	-	62	1,728	60	3,010	-	15 0 00	-	-	6	1,650				
Floridas and Louisiana, - - - - -	-	-	-	-	460	4,200	140	-	-	-	-	-	-	-	-	-	1	-				
Portugal, - - - - -	-	-	-	-	160	960	-	-	-	-	-	-	-	-	-	-	-	-				
Madeira, - - - - -	-	-	-	-	542	6,160	100	-	-	32	-	-	-	-	-	-	-	-				
Fayal and the other Azores, - - - - -	-	-	-	-	589	-	-	-	-	10	-	-	-	-	-	-	-	-				
Cape de Verd Islands, - - - - -	-	-	-	-	13,060	8,040	-	-	-	-	-	26,800	-	-	-	-	15	-				
Italian Ports, - - - - -	-	-	-	-	9,912	104,824	4,836	65	42	1,674	-	9,850	29	790 0 00	-	-	-	780				
East Indies, generally, - - - - -	121	62	3,800	-	319,586	38,125	162	-	-	575	-	-	-	-	-	-	-	134				
Africa, generally, - - - - -	526	5,651	109,236	-	42,039	9,782	1,021	-	4	1,838	150	1,445	-	17 0 00	-	-	-	160				
West Indies, generally, - - - - -	-	-	-	-	2,148	6,961	80	-	-	8	-	-	-	-	-	-	-	16				
Northwest Coast of America, - - - - -	-	-	-	-	-	-	-	-	-	1,170	-	-	-	-	-	-	-	1,600				
Europe, for a market, - - - - -	-	-	-	-	-	-	-	-	-	-	-	-	-	-	-	-	-	-				
Grand Total, - - - - -	3,519	48,208	647,351	108,000	685,167	436,503	9,287	1,024	23	174	43,753	16,753	129,436	546	927 0 00	24,903	1,196	79,296				



STATEMENT OF EXPORTS—Continued.

WHITHER EXPORTED.	TOBACCO.						TEAS.				Vinegar.	Varnish.	WINES.				Wax, Bees.
	Salt.	Hogsheads.	Manufactured.	Tallow.	Twine.	Tin.	Bohea.	Souchong.	Hyson.	Other Green.			Madeira.	Other.	Other, in Pipes, Hhds and Bbls.	Bottled.	
	Bushels.	Number.	Pounds.	Pounds.	Pounds.	Packag's	Chests.	Chests.	Chests.	Chests.			Gallons.	Gallons.	No. of.	Dozens.	
Russia, - - - - -	-	-	-	-	-	-	-	-	-	-	-	-	-	-	-	-	-
Sweden, - - - - -	-	487	-	-	-	-	-	-	-	-	-	-	-	-	-	-	-
Swedish West Indies, - - - - -	714	231	1,100	4,000	-	-	-	8	-	1,613	-	2,400	18,088	534	950	-	-
Denmark, - - - - -	-	239	-	-	-	-	-	-	-	-	-	-	-	-	-	-	-
Danish West Indies, - - - - -	213	516	536	6,434	-	4	-	6	36	1,010	7	1,660	43,970	896	1,254	1,192	300
United Netherlands, - - - - -	-	3,621	-	-	-	-	-	-	-	-	-	-	-	-	-	-	-
Cape of Good Hope, - - - - -	-	23	-	-	-	-	-	-	-	-	-	-	-	-	-	-	-
Dutch West Indies, - - - - -	729	467	200	240	-	-	1	10	34	690	-	2,014	61,147	257	1,508	-	-
England, - - - - -	-	20,020	-	-	-	-	-	-	-	-	-	480	-	-	-	-	38,039
Scotland, - - - - -	-	1,879	-	-	-	-	-	-	-	-	-	-	-	-	-	-	500
Ireland, - - - - -	-	3,942	-	-	-	-	-	-	-	-	-	410	100	-	-	-	72,126
Newfoundland and British Fisheries, - - - - -	-	-	-	-	-	-	-	-	-	-	-	-	-	-	-	-	-
British West Indies, - - - - -	487	967	3,503	1,216	20	-	-	1	35	262	-	3,613	19,434	353	100	-	-
British American Colonies, - - - - -	100	233	150	-	-	8	153	70	84	780	-	260	2,248	10	30	-	-
Hamburg, Bremen, and other Hanse Towns, - - - - -	-	9,996	5,180	169	-	-	-	3	229	845	-	-	29,873	1	10	1,100	-
France, - - - - -	14,184	13,301	3,600	4,000	-	191	-	267	24	80	-	-	600	128	-	710	-
French West Indies, - - - - -	557	937	746	31,212	500	-	55	-	13	26,754	-	872	370,640	3,854	3,173	5,600	-
Spain, - - - - -	-	1,518	-	-	-	-	-	-	8	-	-	-	-	51	-	80,991	-
Teneriffe and the other Canaries, - - - - -	-	-	505	-	-	-	-	-	-	-	-	-	111	-	-	-	-
Spanish West Indies, - - - - -	17,383	59	-	-	-	-	-	10	27	1,020	-	1,240	38,897	705	576	-	-
Florida and Louisiana, - - - - -	2,357	108	-	-	-	-	-	12	82	2,464	-	19,128	23,180	1,170	1,227	-	-
Portugal, - - - - -	-	80	-	-	-	-	-	-	-	-	-	-	-	-	-	-	46,728
Madeira, - - - - -	-	-	-	-	-	-	-	-	3	-	-	120	-	-	-	-	1,100
Fayal and the other Azores, - - - - -	-	88	-	-	-	-	-	-	-	960	-	80	-	60	51	27,500	-
Cape de Verd Islands, - - - - -	-	1	-	-	-	-	-	-	-	-	-	-	-	-	-	-	-
Italian Ports, - - - - -	-	180	-	-	-	-	-	-	24	-	-	-	1,900	-	-	35,200	-
East Indies, generally, - - - - -	191	41	3,550	600	2,000	55	-	-	-	1,650	-	76,477	23,197	2,791	13,600	-	-
Africa, generally, - - - - -	-	716	405	400	-	-	4	10	2	-	-	214	707	557	330	1,700	-
West Indies, generally, - - - - -	-	1,188	650	1,244	150	12	1	18	62	3,815	-	47,652	150,316	761	494	59	-
Northwest Coast of America, - - - - -	-	5	138	-	-	20	-	2	-	-	-	561	1,139	70	-	-	-
Europe, for a market, - - - - -	-	207	-	-	-	-	-	-	-	-	-	-	-	-	-	-	-
<b>Grand Total, - - - - -</b>	<b>36,915</b>	<b>61,050</b>	<b>20,263</b>	<b>4,915</b>	<b>2,670</b>	<b>290</b>	<b>219</b>	<b>409</b>	<b>671</b>	<b>322</b>	<b>41,943</b>	<b>7</b>	<b>157,181</b>	<b>785,547</b>	<b>12,198</b>	<b>23,303</b>	<b>312,845</b>

1796.1

EXPORTS FOR THE YEAR 1795.

341

STATEMENT OF EXPORTS—Continued.

WHITHER EXPORTED.	wood.																	Total to each Kingdom and its Dominions.		
	Lumber.	Timber.		Dye Wood.	Staves and Heading.	Shingles.	Hoops and Poles.	Shooks.	Casks.	Masts & spars.	Oars.	Hand-spikes.	Blocks.	Cords of Wood.	Tree-nails.	House Frames.	Cart Wheels.		Yokes & Bows for Oxen.	Pails, Tubs, &c.
	Feet.	Tons.	Pieces.	Tons.	Number.														Dozens.	Dollars.
Russia, - - - - -	-	-	-	-	-	-	-	-	-	-	-	-	-	-	-	-	-	-	-	69,221
Sweden, - - - - -	-	-	-	-	9,400	-	-	-	-	-	-	-	-	-	-	-	-	-	-	23,564
Swedish West Indies, - - - - -	934,571	-	-	-	441,873	1,841,950	151,950	1,555	595	-	1,700	-	-	-	-	-	-	-	-	871,288
Denmark, - - - - -	-	-	-	-	40,350	-	-	-	-	-	200	-	-	-	-	-	-	-	-	302,955
Danish West Indies, - - - - -	4,097,855	9	212	-	2,019,410	6,242,725	448,335	2,497	1,089	1,097	3,165	100	400	-	-	-	-	-	-	1,659,306
United Netherlands, - - - - -	-	3	65	150	81,250	7,000	-	-	-	-	-	-	-	-	-	-	-	-	-	1,917,336
Cape of Good Hope, - - - - -	1,000	-	-	-	500	-	-	-	-	-	-	-	-	-	-	-	-	-	-	4,376
Dutch West Indies, - - - - -	2,296,170	10	400	-	641,530	2,191,900	162,830	8,426	884	270	3,737	-	416	-	-	23	10	48	732	962,705
England, - - - - -	2,146,676	8,201	1,086	986	6,219,936	9,000	403	725	-	1,282	11,292	8,524	148	90,000	-	-	-	-	-	5,045,296
Scotland, - - - - -	3,000	284	-	-	261,750	1,000	-	-	-	3	-	36	-	-	-	-	-	-	-	173,786
Ireland, - - - - -	179,073	139	195	25	3,305,112	-	2,600	-	-	-	600	564	-	4	4,000	-	-	-	-	1,104,984
Newfoundland and the British fisheries, - - - - -	44,980	-	-	-	-	80,000	-	-	-	-	-	-	-	-	-	-	-	-	-	15,790
British West Indies, - - - - -	18,866,009	13	423	-	9,899,985	20,642,371	627,123	17,982	1,529	825	4,516	893	-	-	-	22	8	53	10	2,634,664
British American colonies, - - - - -	405,404	12	-	43	23,000	84,000	-	-	44	-	881	-	-	-	-	-	-	-	79	244,020
Hamburg, Bremen, and other Hanse Towns, - - - - -	97,569	258	10,190	531	532,588	-	-	380	-	-	-	-	800	-	-	-	-	-	-	9,655,524
France, - - - - -	79,866	99	315	246	590,067	9,000	537,589	108	90	69	976	1,310	-	14	-	-	-	-	-	7,698,683
French West Indies, - - - - -	4,604,950	-	520	-	1,092,099	3,037,675	736,745	33,757	1,236	6	2,460	108	-	-	-	16	-	-	-	4,954,952
Spain, - - - - -	84,460	-	-	-	1,660,126	100,000	22,500	600	-	-	30	-	-	-	-	-	-	-	-	2,253,754
Teneriffe and the other Canaries, - - - - -	13,496	-	-	-	70,900	-	-	-	-	-	-	-	-	-	-	-	-	-	-	8,128
Spanish West Indies, - - - - -	1,174,089	-	-	-	239,065	1,188,163	357,295	9,107	106	-	350	-	-	-	-	-	48	-	-	1,389,219
Floridas and Louisiana, - - - - -	960,134	-	-	2	235,600	460,000	83,000	338	-	-	750	-	-	-	-	-	-	-	-	1,113,763
Portugal, - - - - -	219,100	-	178	-	1,498,807	-	2,000	190	-	137	1,000	240	-	-	-	-	-	-	-	549,801
Madeira, - - - - -	253,450	-	-	-	71,580	-	500	-	-	-	-	-	-	-	-	-	-	-	-	133,476
Fayal and the other Azores, - - - - -	434,900	-	-	-	106,980	-	-	40	-	37	133	-	-	-	-	-	-	-	-	79,173
Cape de Verd Islands, - - - - -	2,000	-	-	-	-	-	-	-	-	-	-	-	-	-	-	-	-	-	-	1,835
Italian Ports, - - - - -	28,133	-	639	45	170,234	173,500	-	-	-	-	-	-	-	-	-	-	-	-	-	1,223,150
East Indies, generally, - - - - -	184,240	-	-	-	11,250	49,000	2,000	113	-	237	1,500	-	-	-	-	-	-	-	-	1,023,242
Africa, generally, - - - - -	1,372,264	-	-	-	44,100	45,000	6,000	1,765	-	-	123	-	-	-	-	-	-	-	20	470,027
West Indies, generally, - - - - -	2,252,172	15	-	-	708,267	2,776,530	282,740	10,730	154	73	939	-	240	-	-	-	-	-	288	1,543,348
Northwest Coast of America, - - - - -	-	-	-	-	-	-	-	-	-	-	-	-	-	-	-	-	-	-	-	44,063
Europe, for a market, - - - - -	-	-	-	80	37,000	-	-	-	-	-	-	-	-	-	-	-	-	-	-	684,127
Grand Total, - - - - -	40,735,561	9,043	14,223	2,108	30,012,759	38,938,814	3,423,609	87,787	5,727	4,056	34,352	11,775	1,856	169	94,400	76	74	113	1,189	47,855,556

Add the amount of sundry deficient returns, estimated in proportion to the advance on former years, - - - - -

Dollars, - - - - -

133,916

47,989,472

4th CONGRESS.]

No. 32.

[1st SESSION.

## PIERS IN DELAWARE RIVER.

COMMUNICATED TO THE HOUSE OF REPRESENTATIVES, MARCH 16, 1796.

The Secretary of the Treasury, to whom was referred, by the House of Representatives, the memorial of certain merchants of the city of Philadelphia, respectfully submits the following report:

It is represented by the memorialists that the trade of the city of Philadelphia is exposed to great and increasing danger, in consequence of the insufficiency of the public piers in the river Delaware, and they pray that such additional piers may be established as shall appear to be necessary.

The inquiries of the Secretary on this subject have confirmed the facts represented in the memorial, namely, that the winter harbors are, at present, so filled with mud as not to afford sufficient depth of water for vessels of considerable burthen, and that an extension of the said harbors has become necessary, in consequence of the increasing commerce of the Port of Philadelphia.

The improvements contemplated are the erection of two piers at Marcus Hook, and two others at Mud Island; the expense of erecting all which is estimated at sixteen thousand dollars.

As the expenses of maintaining the piers already established have been borne by the United States, since the 15th of August, 1789, when the duties on the tonnage of vessels were first imposed, the Secretary is of opinion that the principle upon which the memorialists found their expectations of relief by the United States has been fully recognised by the Legislature.

The Secretary, therefore, respectfully submits it as his opinion that it is expedient to comply with the prayer of the memorialists, and to authorize, by law, the erection of four additional piers in the river Delaware, at such places as will afford the most effectual security to navigation; and to appropriate a sum, not exceeding sixteen thousand dollars, for that purpose.

All which is humbly submitted.

OLIVER WOLCOTT, Jr., *Secretary of the Treasury.*

TREASURY DEPARTMENT, *March 16, 1796.*

4th CONGRESS.]

No. 33.

[1st SESSION.

## EXTRA TONNAGE DUTY ON VESSELS ENTERING KENNEBUNK RIVER.

COMMUNICATED TO THE HOUSE OF REPRESENTATIVES, MARCH 25, 1796.

The Secretary of the Treasury, to whom was referred, by order of the House of Representatives, the petition of Tobias Lord, Oliver Keating, Thatcher Goddard, and others, respectfully submits the following report:

The petitioners state that they and their associates have, at a considerable expense, erected a pier near the mouth of the Kennebunk River, in the District of Maine, the effects of which have been, in a great measure, to remove a sand bar near the mouth of said river; to straighten and fix the channel; and greatly to increase the security of the navigation entering into and passing from the said river. They, therefore pray that they may be authorized to collect a duty on the tonnage of vessels passing by the said pier, sufficient to defray the expenses of building and supporting the same.

The Secretary having caused the representation of the memorialists to be investigated on the spot, is satisfied of the truth of the following facts:

1st. That the said pier is of no private advantage to the petitioners, as a wharf or landing, but was constructed solely for the purposes represented by them.

2d. That the expense of erecting the said pier has amounted to upwards of three thousand dollars, and that the expense of maintaining the same may be estimated at forty dollars per annum.

3d. That there are owned, in Kennebunk River, thirty registered vessels, and eleven enrolled and licensed vessels, the tonnage of which amounts to three thousand four hundred and ninety-two dollars.

4th. That, since the establishment of the said pier, the channel of the river has become straighter, and capable of admitting vessels of larger burden than before.

5th. That, by the improvement of the channel, the river Kennebunk has been rendered an advantageous retreat for vessels, under certain circumstances, when passing by the adjacent coast. It is not, however, ascertained that this advantage has yet been found very considerable.

On these facts the Secretary remarks, that it appears to have been, hitherto, a general principle with Congress, not to assume the expense of supporting establishments of this nature, where the advantages were merely of a local nature, and that no case is recollected where the expense of a work, undertaken by individuals, without countenance from public authority, has been refunded by the United States.

It being, however, ascertained that the pier already erected is of essential utility to the navigation owned in the river Kennebunk, the Secretary is of opinion that it is expedient that an act be passed, declaring the consent of Congress to such an act as the Legislature of Massachusetts may judge proper to pass, for imposing a tonnage duty on vessels entering the said river, sufficient to defray the expenses incurred by the petitioners.

All which is humbly submitted.

OLIVER WOLCOTT, Jr. *Secretary of the Treasury.*

TREASURY DEPARTMENT, *March 24th, 1796.*

4th CONGRESS.]

No. 34.

[1st Session.

## SURVEY OF THE SEA COAST.

COMMUNICATED TO THE HOUSE OF REPRESENTATIVES, MAY 14, 1796.

Mr. BOURNE, from the Committee on Commerce and Manufactures, to whom was referred the memorial of Parker, Hopkins, and Meers, together with the report of a committee thereon, made the following report:

That, from the best information they have been able to collect, they find that the surveys and charts, not only of that part of the coast of the United States surveyed by the memorialists, but also of its whole extent on the Atlantic ocean, are extremely imperfect and incorrect: that neither the trending of the shores, the position of the shoals, nor the depth of water, at given distances from the land, are accurately laid down, so that seamen depend more on their own knowledge, than on any charts now extant.

Considering, therefore, the great importance of a complete survey of the whole coast—to commerce in general, and particularly to that part of it carried on by coasting vessels, the security of which must depend wholly on an accurate knowledge of the sounds, bays, inlets, and harbors on the coast, the committee have thought it not improper to extend their views beyond the object of the memorialists, and recommend the following resolutions:

*Resolved*, That the President of the United States be requested to procure such accurate charts of the Atlantic coast of the United States, including the bays, sounds, harbors, and inlets thereof, as have been made from actual observation and survey; and that, in all those parts, of which no actual survey has been made, or, where the same shall, in his opinion, be inaccurately done, he be requested to employ proper persons to survey and lay down the same, and to order the revenue cutters of the United States on that service, whenever, in his opinion, it can, without inconvenience to the public, be done.

*Resolved*, That — dollars ought to be appropriated for the purpose of carrying the above resolution into effect; and that, besides the compensation which may be allowed for making such surveys, the persons who may, respectively, have made, or hereafter may make, the same, should have the liberty of securing the copy right of the charts.

NOTE.—See numbers 26 and 27.

## TONNAGE AND IMPORTS FOR THE YEAR ENDING SEPTEMBER 30, 1795.

COMMUNICATED TO THE SENATE, DECEMBER 22, 1796.

TREASURY DEPARTMENT, December 21, 1794.

SIR:

In obedience to the resolutions of the Senate, passed on the 10th of February and 16th of March, 1796, I have the honor to transmit, herewith, the following statements:

1st. A statement of the tonnage of the ships and vessels employed in the trade of the United States, for one year preceding the first day of October, 1795, distinguishing the foreign from the domestic tonnage, and the quantity belonging to each foreign nation, distinguishing also the domestic tonnage employed in the foreign trade from that engaged in the coasting trade and fisheries.

2d. A statement of the goods, wares, and merchandise, imported into the United States, for one year preceding the 1st day of October, 1795, distinguishing, in classes, those subject to duties *ad valorem* from those denominated *specific* articles; shewing the *value* of the former, and the *quantities* of the latter, and showing also the amount of each imported from each foreign nation.

The statement of exports for the year preceding the 1st of October, 1796, is in a train of preparation, and will be delivered in the course of a few weeks.

I have the honor to be, with perfect respect, sir, your most obedient servant,

OLIVER WOLCOTT, Jr. *Secretary of the Treasury.*

The Honorable the PRESIDENT of the Senate of the United States.

*A Statement exhibiting the Tonnage of Vessels employed in the Trade of the United States, from the 1st of October, 1794 to the 30th of September, 1795.*

## TO WHAT NATION BELONGING.

UNITED STATES' VESSELS.			Vessels, foreign built, owned by Americans.	Vessels, Ameri- can built, owned by Foreigners.	Great Britain.	France.	Spain.	Portugal.	Italy.	United Ne- therlands.	Imperial.	Hanse Towns.	Sweden.	Denmark.
In Foreign Trade.	In Coasting Trade.	In Fishing Trade.												
Tons.														
568,856	169,605	34,771	3,143	274	32,316	11,673	2,334	1,967	410	1,129	895	5,420	5,117	9,481

TREASURY DEPARTMENT, Register's Office.

JOSEPH NOURSE, Register.

*A General Statement of Goods, Wares, and Merchandise, imported into the United States, from foreign Countries, commencing the first of October, 1794, and ending the 30th September, 1795.*

FROM WHENCE IMPORTED.	GOODS SUBJECT TO DUTIES AD VALOREM.							
	At 10 per Cent.	At 10½ per Cent.	At 11 per Cent.	At 12½ per Cent.	At 13½ per ct.	At 13¾ per Cent.	At 15 per Cent.	At 15½ per ct.
	Value of Goods.	Value of Goods.	Value of Goods.	Value of Goods.	Value of Goods.	Value of Goods.	Value of Goods.	Value of Goods.
	Dollars.							
Russia, - - - - -	498,743	-	-	186	-	-	14,348	
Sweden, - - - - -	47,655	-	-	-	-	-	30	
Swedish West Indies, - - - - -	5,198	411	12	20	-	84	24,838	
<b>Total,</b> - - - - -	<b>52,853</b>	<b>411</b>	<b>12</b>	<b>20</b>	<b>-</b>	<b>84</b>	<b>24,868</b>	
Denmark and Norway, - - - - -	129,625	-	-	710	-	-	5,055	
Danish West Indies, - - - - -	28,212	-	12,956	9,628	-	2	3,720	
<b>Total,</b> - - - - -	<b>157,837</b>	<b>-</b>	<b>12,956</b>	<b>10,338</b>	<b>-</b>	<b>2</b>	<b>8,775</b>	
United Netherlands, - - - - -	579,076	-	4,484	57,618	-	1,928	141,187	
Dutch West Indies, and American Colonies, - - - - -	10,633	36	829	6,759	49	485	12,179	79
Cape of Good Hope, - - - - -	1,183	-	-	1,673	-	-	918	
<b>Total,</b> - - - - -	<b>590,892</b>	<b>36</b>	<b>5,313</b>	<b>66,050</b>	<b>49</b>	<b>2,413</b>	<b>154,284</b>	<b>79</b>
England, Man, and Berwick, - - - - -	11,488,470	394	88,776	3,925,477	-	25,643	4,277,129	292
Guernsey, Jersey, &c. - - - - -	421	-	-	585	-	-	1,578	
Scotland, - - - - -	399,960	-	1,259	187,161	-	-	60,744	
Ireland, - - - - -	1,374,660	-	10,052	72,368	56	332	17,350	
Gibraltar, - - - - -	1,636	-	-	-	-	-	21,011	
British African Ports, - - - - -	28,827	-	-	7,225	-	-	7	
British East Indies, - - - - -	256,777	-	240,177	16,867	-	12,321	192	
British West Indies, - - - - -	28,484	-	2,186	5,462	-	976	53,895	
Newfoundland and fisheries, - - - - -	-	-	6,460	-	-	-	-	
British American colonies, - - - - -	4,833	-	132,890	2,088	-	364	830	
<b>Total,</b> - - - - -	<b>13,584,068</b>	<b>394</b>	<b>481,790</b>	<b>4,217,233</b>	<b>56</b>	<b>39,636</b>	<b>4,432,736</b>	<b>292</b>
Imperial Ports, - - - - -	11,561	-	2,022	-	-	175	863	
Hamburg and other Hanse Towns, - - - - -	762,830	3,113	239,510	81,443	-	28,432	134,503	43
France, - - - - -	530,309	-	35,669	254,746	-	61	299,495	359
French West Indies, - - - - -	40,367	-	8,242	7,794	9	3,858	43,896	
Bourbon and Mauritius, - - - - -	88,623	-	1,333	23,104	-	-	6,723	
<b>Total,</b> - - - - -	<b>659,299</b>	<b>-</b>	<b>45,244</b>	<b>285,644</b>	<b>9</b>	<b>3,919</b>	<b>350,114</b>	<b>359</b>
Spain, - - - - -	16,658	-	87,788	-	-	6,429	96,229	
Teneriffe and other Canaries, - - - - -	27	-	200	-	-	-	943	
Honduras, Campeachy, &c. - - - - -	-	-	149	-	-	-	-	
Spanish West Indies, - - - - -	6,347	-	13,426	4,231	-	31	5,797	
Manilla and Philippine Islands, - - - - -	173	-	-	904	-	-	1,263	
Floridas and Louisiana, - - - - -	7,720	-	-	-	-	-	1,782	
Other Spanish American Colonies, - - - - -	-	-	578	-	-	-	-	
<b>Total,</b> - - - - -	<b>30,925</b>	<b>-</b>	<b>102,141</b>	<b>5,135</b>	<b>-</b>	<b>6,460</b>	<b>106,014</b>	
Portugal, - - - - -	4,985	-	1,783	25	-	-	41,872	
Madeira, - - - - -	262	-	1	10	4	-	2,348	
Fayal and the other Azores, - - - - -	1,577	-	-	173	-	-	5,873	
Cape de Verd Islands, - - - - -	1,347	97	-	4	-	40	590	
<b>Total,</b> - - - - -	<b>8,171</b>	<b>97</b>	<b>1,784</b>	<b>212</b>	<b>4</b>	<b>40</b>	<b>50,683</b>	
Italy, - - - - -	-	-	24,148	-	-	1,506	-	107
Africa, generally, - - - - -	11	-	-	44	-	-	20	
China and East Indies, generally, - - - - -	89,025	-	-	195,601	-	2,820	36,214	
West Indies, generally, - - - - -	954	-	306	-	-	7	-	
Uncertain Ports, - - - - -	294	56	32,072	-	1,697	2,572	1,512	7
<b>Grand Total,</b> - - - - -	<b>16,447,463</b>	<b>4,107</b>	<b>947,298</b>	<b>4,861,900</b>	<b>1,815</b>	<b>88,066</b>	<b>5,314,934</b>	<b>887</b>

## STATEMENT OF IMPORTS—Continued.

FROM WHENCE IMPORTED.	GOODS SUBJECT TO DUTIES AD VALOREM.							
	At 16	At 16½	At 16½	At 20	At 21½	At 22	At 40	At 44
	per cent.	per cent.	per cent.	per cent.	per cent.	per cent.	per cent.	per cent.
	Value of Goods.	Value of Goods.	Value of Goods.	Value of Goods.	Value of Goods.	Value of Goods.	Value of Wines.	Value of Wines.
Dollars.								
Russia, - - - -	-	-	-	132				
Sweden, - - - -	-	-	-	7				
Swedish West Indies, - - - -	-	-	802	480	21	-	16,495	15
Total, - - - -	-	-	802	487	21	-	16,495	15
Denmark and Norway, - - - -	-	-	-	303				
Danish West Indies, - - - -	-	-	390	47	-	7	158	
Total, - - - -	-	-	390	350	-	7	158	
United Netherlands, - - - -	126	522	64	29,769	-	-	1,506	
Dutch West Indies and American Colonies, - - - -	94	55	285	1,388	-	-	339	
Cape of Good Hope, - - - -	-	-	-	-	-	-	-	
Total, - - - -	220	577	349	31,157	-	-	1,845	
England, Man, and Berwick, - - - -	5,825	12,936	53,600	95,292	797	2,923		
Guernsey, Jersey, &c. - - - -	-	-	-	-	-	-		
Scotland, - - - -	-	-	746	1,194				
Ireland, - - - -	81	-	43	15,476				
Gibraltar, - - - -	-	-	4,075	-	-	-	13,223	
British African Ports, - - - -	-	-	-	-	-	-	-	
British East Indies, - - - -	-	-	509	-	-	-	2,939	
British West Indies, - - - -	43	56	1,256	376	-	-	17,090	1,759
Newfoundland and fisheries, - - - -	-	-	1	-	-	-	-	
British American colonies, - - - -	-	-	3,026	-	-	37	5,466	
Total, - - - -	5,949	12,992	63,256	112,338	797	2,960	38,718	1,759
Imperial Ports, - - - -	-	-	7,394	-	-	771		
Hamburg and other Hanse Towns, - - - -	5,029	3,778	19,341	35,740	3,545	5,066	3,642	67
France, - - - -	522	3,377	14,267	28,080	1,663	859	418,562	7,391
French West Indies, - - - -	190	-	3,492	697	-	106	3,310	38
Bourbon and Mauritius, - - - -	-	-	1,510	-	-	-	-	
Total, - - - -	712	3,377	19,269	28,777	1,663	965	421,872	7,429
Spain, - - - -	-	69	62,514	105	-	880	96,087	4,124
Teneriffe and other Canaries, - - - -	-	452	-	3	-	-	-	
Honduras, Campeachy, &c. - - - -	-	-	1,508	-	-	-	-	
Spanish West Indies, - - - -	-	195	2,597	144	-	20	3,050	137
Manilla and Philippine Islands, - - - -	-	-	-	-	-	-	-	
Floridas and Louisiana, - - - -	-	-	194	-	-	-	-	
Other Spanish American Colonies, - - - -	-	2,034	274	-	-	-	-	
Total, - - - -	-	2,750	67,087	252	-	900	99,137	4,261
Portugal, - - - -	-	-	6,716	11	202	-	9,680	
Madeira, - - - -	-	-	151	-	-	-	-	
Fayal and the other Azores, - - - -	93	-	26	529	-	-	10	
Cape de Verd Islands, - - - -	-	-	89	44	-	-	-	
Total, - - - -	93	-	6,982	584	202	-	9,690	
Italy, - - - -	169	-	107,828	-	-	352	10,114	44,999
Africa, generally, - - - -	-	-	-	-	-	-	-	
China and East Indies, generally, - - - -	-	-	30	1	-	-	67	
West Indies, generally, - - - -	-	-	109	-	-	-	-	
Uncertain Ports, - - - -	899	750	17,415	-	69	-	4,438	121
Grand Total, - - - -	13,071	24,224	310,252	209,818	6,297	11,001	606,176	58,651

## STATEMENT OF IMPORTS—Continued.

FROM WHENCE IMPORTED.	ARTICLES PAYING SPECIFIC DUTIES.							
	Wines.				Spirits.			Beer, Ale, and Porter.
	Madeira.	Bur- gundy.	Sherry.	All other.	Foreign, from Grain.	Foreign, from other Materials.	Domestic from Molasses.	
	Gallons.				Gallons.			Gallons.
Russia, - - - - -	-	-	-	43	-	29	-	-
Sweden, - - - - -	-	-	-	-	-	-	-	-
Swedish West Indies, - - - - -	3	-	39	1,530	-	124,149	-	90
<b>Total,</b> - - - - -	<b>3</b>	<b>-</b>	<b>39</b>	<b>1,530</b>	<b>-</b>	<b>124,149</b>	<b>-</b>	<b>90</b>
Denmark and Norway, - - - - -	-	-	-	-	-	4	-	-
Danish West Indies, - - - - -	13,133	3	3,098	7,598	-	766,915	-	102
<b>Total,</b> - - - - -	<b>13,133</b>	<b>3</b>	<b>3,098</b>	<b>7,598</b>	<b>-</b>	<b>766,919</b>	<b>-</b>	<b>102</b>
United Netherlands, - - - - -	-	-	-	1,468	227,370	203	-	113
Dutch West Indies and American Colonies, - - - - -	116	-	-	5,378	1,627	367,433	219	32
Cape of Good Hope, - - - - -	-	-	-	21,973	-	718	-	-
<b>Total,</b> - - - - -	<b>116</b>	<b>-</b>	<b>-</b>	<b>28,819</b>	<b>228,997</b>	<b>368,354</b>	<b>219</b>	<b>145</b>
England, Man, and Berwick, - - - - -	810	-	1,546	11,913	-	10,402	-	389,340
Guernsey, Jersey, &c. - - - - -	1,882	-	-	739	3,918	4,145	-	-
Scotland, - - - - -	-	-	-	348	-	-	-	10,824
Ireland, - - - - -	-	-	-	-	-	142	-	48
Gibraltar, - - - - -	-	-	-	39,694	-	53,790	-	-
British African Ports, - - - - -	-	-	-	-	-	-	-	-
British East Indies, - - - - -	224	3	-	70	-	-	-	-
British West Indies, - - - - -	9,627	-	136	40,374	-	2,344,093	41	3,954
Newfoundland and fisheries, - - - - -	-	-	-	-	-	-	-	-
British American colonies, - - - - -	-	-	18	51,852	4	18,869	-	394
<b>Total,</b> - - - - -	<b>12,543</b>	<b>3</b>	<b>1,700</b>	<b>144,990</b>	<b>3,922</b>	<b>2,431,441</b>	<b>41</b>	<b>404,560</b>
Imperial Ports, - - - - -	-	-	7	29,428	-	1,182	-	-
Hamburg and other Hanse Towns, - - - - -	-	-	10	901	12,546	21,406	-	504
France, - - - - -	7,425	5,392	9,412	712,006	29,819	881,779	82	177
French West Indies, - - - - -	5,445	-	408	5,404	528	420,643	1,062	98
Bourbon and Mauritius, - - - - -	-	-	-	-	-	-	-	-
<b>Total,</b> - - - - -	<b>12,870</b>	<b>5,392</b>	<b>9,820</b>	<b>717,410</b>	<b>30,347</b>	<b>1,302,422</b>	<b>1,144</b>	<b>275</b>
Spain, - - - - -	-	-	309,511	929,103	-	159,609	-	-
Teneriffe and the other Canaries, - - - - -	25,704	-	16,205	287,509	-	751	-	-
Honduras, Campeachy, &c. - - - - -	-	-	-	-	-	-	-	-
Spanish West Indies, - - - - -	-	-	-	2,090	-	30,977	-	-
Manilla and Philippine Islands, - - - - -	-	-	-	-	-	-	-	-
Floridas and Louisiana, - - - - -	-	-	-	-	-	-	-	-
Other Spanish American Colonies, - - - - -	-	-	-	-	-	-	-	-
<b>Total,</b> - - - - -	<b>25,704</b>	<b>-</b>	<b>325,716</b>	<b>518,702</b>	<b>-</b>	<b>191,337</b>	<b>-</b>	<b>-</b>
Portugal, - - - - -	329	-	56	527,558	-	-	-	-
Madeira, - - - - -	445,478	-	-	14,230	-	-	-	-
Fayal and the other Azores, - - - - -	1,144	-	-	126,628	-	768	-	-
Cape de Verd Islands, - - - - -	5,366	-	-	473	-	7,246	106	-
<b>Total,</b> - - - - -	<b>452,317</b>	<b>-</b>	<b>56</b>	<b>668,889</b>	<b>-</b>	<b>8,014</b>	<b>106</b>	<b>-</b>
Italy, - - - - -	-	-	366	24,885	-	27,254	-	-
Africa, generally, - - - - -	-	-	-	-	-	-	-	-
China and East Indies, generally, - - - - -	81	-	-	-	-	145	-	-
West Indies, generally, - - - - -	2,113	-	-	643	-	18,863	-	-
Uncertain Ports, - - - - -	5,817	-	16,913	9,703	441	80,301	-	257
<b>Grand Total,</b> - - - - -	<b>524,697</b>	<b>5,398</b>	<b>357,718</b>	<b>2,153,541</b>	<b>276,253</b>	<b>5,341,816</b>	<b>1,510</b>	<b>405,933</b>



## STATEMENT OF IMPORTS—Continued.

FROM WHENCE IMPORTED.	ARTICLES PAYING SPECIFIC DUTIES.							
	Molasses.	SUGARS.			TEAS.			
		Brown.	Loaf.	All other.	Bohea.	Sou-chong.	Hyson.	Other Green.
	Gallons.	Pounds weight.						
Russia, - - - - -	-	-	-	-	-	-	-	-
Sweden, - - - - -	-	-	-	-	98	92	-	468
Swedish West Indies, - - - - -	40,834	2,606,860	-	69,272	-	-	-	-
Total, - - - - -	40,834	2,606,860	-	69,272	98	92	-	468
Denmark and Norway, - - - - -	-	-	-	-	-	3	-	-
Danish West Indies, - - - - -	101,023	9,441,715	-	49,597	-	68	-	-
Total, - - - - -	101,023	9,441,715	-	49,597	-	71	-	-
United Netherlands, - - - - -	-	-	-	-	567,120	1,607	1,100	-
Dutch West Indies and American Colonies, - - - - -	696,529	4,964,496	-	54,042	-	-	127	-
Cape of Good Hope, - - - - -	-	-	-	-	-	-	-	2
Total, - - - - -	696,529	4,964,496	-	54,042	567,120	1,607	1,227	2
England, Man, and Berwick, - - - - -	-	2,650	51,746	177	1,152	1,043	293	556
Guernsey, Jersey, &c. - - - - -	-	-	-	-	-	-	-	-
Scotland, - - - - -	-	-	-	-	-	-	-	-
Ireland, - - - - -	40	-	-	-	-	-	-	-
Gibraltar, - - - - -	-	-	-	-	-	-	-	-
British African Ports, - - - - -	-	-	-	-	-	-	-	-
British East Indies, - - - - -	-	1,108,624	-	-	3,422	2,511	1,922	-
British West Indies, - - - - -	151,878	10,575,288	-	116,231	1,034	20	384	12
Newfoundland and fisheries, - - - - -	132	-	-	-	-	-	-	-
British American colonies, - - - - -	15,388	82,777	399	840	151	-	-	-
Total, - - - - -	167,438	11,769,339	52,145	117,248	5,759	3,574	2,599	558
Imperial Ports, - - - - -	-	-	-	-	-	-	-	-
Hamburg, and other Hanse Towns, - - - - -	-	-	2,274	-	23,245	330	52	700
France, - - - - -	-	29,319	-	52,989	10,016	1,851	-	1,245
French West Indies, - - - - -	1,985,469	23,311,994	13	1,709,446	461	43	425	79
Bourbon and Mauritius, - - - - -	-	730,241	-	-	40,509	45,014	4,816	7,817
Total, - - - - -	1,985,469	24,071,554	13	1,762,435	50,986	47,304	5,241	9,141
Spain, - - - - -	-	-	-	-	-	-	-	-
Teneriffe and the other Canaries, - - - - -	-	-	233	-	-	-	-	-
Honduras, Campeachy, &c. - - - - -	-	-	-	-	-	-	-	-
Spanish West Indies, - - - - -	1,420,907	3,815,536	104	835,974	-	-	-	-
Manilla and Philippine Islands, - - - - -	-	296,219	-	-	65,572	11	14	-
Floridas and Louisiana, - - - - -	-	-	-	-	-	-	-	65
Other Spanish American Colonies, - - - - -	-	-	-	-	-	-	-	-
Total, - - - - -	1,420,907	4,111,755	337	835,974	65,572	11	14	65
Portugal, - - - - -	-	-	-	-	-	11,169	-	-
Madeira, - - - - -	-	-	-	-	-	-	3,614	-
Fayal and the other Azores, - - - - -	-	-	-	-	-	-	-	-
Cape de Verd Islands, - - - - -	-	-	-	-	165	-	-	-
Total, - - - - -	-	-	-	-	165	11,169	3,614	-
Italy, - - - - -	-	-	-	-	-	-	-	-
Africa, generally, - - - - -	-	35,407	-	-	1,729,902	84,760	61,926	28,404
China and East Indies, generally, - - - - -	2,870	318,474	-	19,225	-	-	-	-
West Indies, generally, - - - - -	10,551	3,460,902	136	40,205	-	-	-	63
Uncertain Ports, - - - - -	-	-	-	-	-	-	-	-
Grand Total, - - - - -	4,425,621	60,780,502	54,905	2,947,998	2,442,847	148,918	34,673	39,401

## STATEMENT OF IMPORTS—Continued.

FROM WHENCE IMPORTED.	ARTICLES PAYING SPECIFIC DUTIES.							
	Coffee.	Cocoa.	Choco- late.	Candles, Tallow.	Candles, Wax.	Cheesc.	Pepper.	Pimento.
	Pounds.							
Russia, - - - -	-	-	-	143,883				
Sweden, - - - -								
Swedish West Indies, - - - -	329,342	46,396						
Total, - - - -	329,342	46,396						
Denmark and Norway, Danish West Indies, - - - -				35,012				
	428,596	23,084						9,190
Total, - - - -	428,596	23,084		35,012				9,190
United Netherlands, Dutch West Indies and American colonies, Cape of Good Hope, - - - -					95	112,819	10,618	
	142				74			
	2,586,783	195,476	79	643				3,553
Total, - - - -	2,586,925	195,476	79	643	169	112,819	10,618	3,553
England, Man, and Berwick, Guernsey, Jersey, &c. - - - -	3,375		30	23,534	178	156,771	55,396	919
Scotland, - - - -				5,390		335		
Ireland, - - - -				1,117		230		
Gibraltar, - - - -								
British African Ports, - - - -								
British East Indies, - - - -							182,961	
British West Indies, - - - -	5,001,930	72,442	17	95		390	4,016	1,165,067
Newfoundland and British Fisheries, British American Colonies, - - - -								
	169,669	716		100		300		5,827
Total, - - - -	5,174,974	73,059	47	30,236	178	158,026	242,373	1,171,813
Imperial Ports, - - - -					111			
Hamburg, and other Hanse Towns, - - - -				6,953	2,284	2,310		
France, - - - -	582			42	8,267		10,995	7,114
French West Indies, - - - -	43,464,561	832,831	22	161			1,088	8,069
Bourbon and Mauritius, - - - -	723,392						44,363	
Total, - - - -	44,188,535	832,831	22	203	8,267		56,446	15,183
Spain, - - - -				186		33,053		
Teneriffe and other Canaries, Honduras, Campeachy, &c. - - - -			25					
Spanish West Indies, - - - -	492,817	24,307	434					64,530
Manilla and Philippine Islands, Floridas and Louisiana, Other Spanish American Colonies, - - - -							5,624	977
Total, - - - -	492,817	24,307	459	186		33,053	5,624	65,507
Portugal, - - - -								
Madeira, - - - -								
Fayal and the other Azores, Cape de Verd Islands, - - - -								
Total, - - - -								
Italy, - - - -				94		5,614		
Africa, generally, - - - -	48							
China, and East Indies, generally, West Indies, generally, - - - -							21,374	
Uncertain Ports, - - - -	17,533						432	
	742,206	353,640		1,286		290		60,187
Grand Total, - - - -	53,960,976	1,548,793	607	218,496	11,009	312,612	336,867	1,325,433

## STATEMENT OF IMPORTS—Continued.

FROM WHENCE IMPORTED.	ARTICLES PAYING SPECIFIC DUTIES.						
	Soap.	Snuff.	Tobacco.	Cotton.	Indigo.	Nails and Spikes.	Bar, and other Lead.
	Pounds weight.						
Russia, - - - -	32,680						
Sweden, - - - -							
Swedish West Indies, - - - -	2,295	84	-	40,684	-	2,906	27,886
Total, - - - -	2,295	84	-	40,684	-	2,906	27,886
Denmark and Norway, - - - -	19,100						
Danish West Indies, - - - -	-	9	5	89,983	12,150	420	6,570
Total, - - - -	19,100	9	5	89,983	12,150	420	6,570
United Netherlands, - - - -	3,151	-	10	1,248	-	34,950	946
Dutch West Indies and American Colonies, - - - -	1,478	86	1,078	654,062	2,443	-	1,396
Cape of Good Hope, - - - -							
Total, - - - -	4,629	86	1,088	655,310	2,443	34,950	2,342
England, Man, and Berwick, - - - -	28,769	299	356	1,016	156	2,048,218	2,642,906
Guernsey, Jersey, &c. - - - -							
Scotland, - - - -						106,570	8,992
Ireland, - - - -	613						
Gibraltar, - - - -	29,366						
British African Ports, - - - -			294				
British East Indies, - - - -				64,000			
British West Indies, - - - -	65	1,477	1,695	272,043	3,017	3,387	11,291
Newfoundland and fisheries, - - - -							
British American Colonies, - - - -	1,449			3,865		1,012	350
Total, - - - -	60,262	1,776	2,345	340,924	3,173	2,159,187	2,663,539
Imperial Ports, - - - -	536						
Hamburg, and other Hanse Towns, - - - -	47,705	56	10	-	45	1,472	332,986
France, - - - -	11,015	415	-	-	911	3,216	4,089
French West Indies, - - - -	655	67	883	2,261,986	66,162	35,702	29,683
Bourbon and Mauritius, - - - -				128,223	237,805		
Total, - - - -	11,670	482	883	2,390,209	304,878	38,918	33,772
Spain, - - - -	74,034					1,470	
Teneriffe and other Canaries, - - - -							
Honduras, Campeachy, &c. - - - -	798				2,137		
Spanish West Indies, - - - -		17,306	32,335	87,288	45,837	251	
Manilla and Philippine Islands, - - - -					792		
Florida and Louisiana, - - - -			1,095	54,906	374,657		
Other Spanish American Colonies, - - - -	302						
Total, - - - -	75,134	17,306	33,430	142,194	423,423	1,721	
Portugal, - - - -				326			
Madeira, - - - -							
Fayal and other Azores, - - - -							
Cape de Verd Islands, - - - -							
Total, - - - -				326			
Italy, - - - -	338,048						
Africa, generally, - - - -							
China and East Indies, generally, - - - -					8		
West Indies, generally, - - - -				54,588	1,062		
Uncertain Ports, - - - -	19,616	3	3	392,755	56,060	12,071	1,999
Grand Total, - - - -	611,675	19,802	37,761	4,106,973	803,242	2,251,645	3,069,104

## STATEMENT OF IMPORTS—Continued.

FROM WHENCE IMPORTED.	ARTICLES PAYING SPECIFIC DUTIES.						
	Steel, unwrought.	Hemp.	Cables.	Tarred Cordage.	Untarred Cordage & Yarn.	Twine, and Pack Thread.	Glauber Salts.
	Cwt.						
Russia,	-	50,355,022	24,319	3,673,200	2,200	23	
Sweden,	51,000	-	-	-	-	6,312	1,200
Swedish West Indies,	10,100	-	-	-	-	6,312	1,200
Total,	61,100	-	-	-	-	6,312	1,200
Denmark and Norway, Danish West Indies,	56,000	12,043,313	-	38,327	-	-	-
Total,	56,000	12,043,313	-	38,327	-	-	-
United Netherlands, Dutch West Indies and American Colonies, Cape of Good Hope,	2,118,317	2,081,100	-	38,107	-	24,304 307	5,020
Total,	2,118,317	2,081,100	-	38,107	-	25,211	5,020
England, Man, and Berwick, Guernsey, Jersey, &c. Scotland, Ireland, Gibraltar, British African Ports, British East Indies, British West Indies, Newfoundland and fisheries, British American colonies,	3,037,300 13,100	-	394,316	283,312	324,121 61,306	952,125 46,018	421,108 21,123
Total,	3,051,000	-	394,316	327,101	386,103	998,215	444,303
Imperial Ports,	-	2,012,200	170,007	-	6,121	2,021	-
Hamburg and other Hanse Towns,	122,205	14,320,208	318,105	499,208	3,000	16,110	200
France, French West Indies, Bourbon and Mauritius,	-	591,300	48,210	43,025 132,101	-	4,300	2,107
Total,	-	591,300	48,210	175,126	-	4,300	2,107
Spain, Teneriffe and other Canaries, Honduras, Campeachy, &c. Spanish West Indies, Manilla and Philippine Islands, Floridas and Louisiana, Other Spanish American Colonies,	-	-	-	-	-	21,112	-
Total,	-	-	-	-	36,025	-	-
Portugal, Madeira, Fayal and the other Azores, Cape de Verd Islands,	-	-	-	38,318	-	-	-
Total,	-	-	-	38,318	-	-	-
Italy, Africa, generally, China and East Indies, generally, West Indies, generally, Uncertain Ports,	-	173,200	-	-	-	-	-
	1,301	-	7,100 87,202	-	190,308	224	-
Grand Total,	5,411,123	81,578,215	1,051,203	4,792,003	625,101	1,076,216	454,102

## STATEMENT OF IMPORTS—Continued.

FROM WHENCE IMPORTED.	ARTICLES PAYING SPECIFIC DUTIES.								
	Other Salt.		Boots.	Silk Shoes	Leather Shoes, for Men and Women.	Leather Shoes, for Children.	Wool and Cotton Cards.	Playing Cards.	Coal.
	Pounds.	Bushels.	Pairs.			Doz.	Packs.	Bushels.	
Russia, - - - - -									
Sweden, - - - - -									
Swedish West Indies, - - - - -	98,744	3							
Total, - - - - -	98,744	3							
Denmark and Norway, - - - - -			6						
Danish West Indies, - - - - -	1,057,434	8,199	-		108		6		
Total, - - - - -	1,057,434	8,199	6		108		6		
United Netherlands, - - - - -				6	1,097			5,760	
Dutch West Indies, - - - - -	998,483	3,638	7		53				3,133
Cape of Good Hope, - - - - -									
Total, - - - - -	998,483	3,638	7	6	1,150			5,760	3,133
England, Man, and Berwick, - - - - -	17,086,695	391,616	516	405	42,927	10,024	74	2,281	49,216
Guernsey, Jersey, &c. - - - - -									
Scotland, - - - - -			18		1,262				5,967
Ireland, - - - - -	33,129		3		647				57,207
Gibraltar, - - - - -	91,980								
British African Ports, - - - - -									
British East Indies, - - - - -									
British West Indies, - - - - -	26,793,453	60,477		212	12	29			5,408
Newfoundland and Fisheries, - - - - -									
British American colonies, - - - - -	452,671	2,071			87				2,304
Total, - - - - -	44,507,928	454,164	537	617	44,935	10,053	74	2,281	120,102
Imperial Ports, - - - - -									
Hamburg and other Hanse Towns, - - - - -		67	15		767				
France, - - - - -	2,344,924	39,967	216	924	3,231	243		984	
French West Indies, - - - - -	838,372	9,923	9		744	171			148
Bourbon and Mauritius, - - - - -									
Total, - - - - -	3,183,196	49,890	225	924	3,975	414		984	148
Spain, - - - - -	5,685,220	40,582							
Teneriffe and other Canaries, - - - - -		7,057							
Honduras, Campeachy, &c. - - - - -					1,318				
Spanish West Indies, - - - - -	1,008	241			308				168
Manilla and Philippine Islands, - - - - -									
Floridas and Louisiana, - - - - -									
Other Spanish American colonies, - - - - -									
Total, - - - - -	5,686,228	47,880			1,626				168
Portugal, - - - - -	19,856,764	146,796							
Madeira, - - - - -		6,723							
Fayal and the other Azores, - - - - -	5,307,075	57,725			2				60
Cape de Verd Islands, - - - - -									
Total, - - - - -	25,163,839	211,244			2				60
Italy, - - - - -									
Africa, generally, - - - - -									
China, and East Indies, generally, - - - - -				3					
West Indies, generally, - - - - -		1,000							
Uncertain Ports, - - - - -	901,813		2		6,315				1,746
Grand Total, - - - - -	81,597,665	776,085	792	1,550	58,878	10,467	80	9,025	125,357

NOTE.—It is to be observed, that the importations from *Uncertain Ports*, result from the sale of cargoes of vessels made prize of, and brought into the United States; also from goods saved out of vessels which were wrecked upon the coast.

TREASURY DEPARTMENT, *Register's Office*, December, 1796.

JOSEPH NOURSE, *Register*.

4th CONGRESS.]

No. 36.

[2d SESSION

## DEFECTIVE REGISTERS, ENROLMENTS, AND LICENSES.

COMMUNICATED TO THE HOUSE OF REPRESENTATIVES, JANUARY 30, 1797.

Mr. SWANWICK, from the Committee of Commerce and Manufactures, to whom was referred the memorial of Richard D' Cantillon and Daniel Lefferts, made the following report:

That the sloop called the Union, of Clinton, was duly enrolled and licensed for the coasting trade in the district of New York, in the year 1793, when she was jointly owned by the memorialists and William Trevor, and again licensed in the year 1795, and the license delivered to the said William Trevor, her then master. That she has since been sold by the sheriff on execution; and that the said Trevor refuses to deliver up the copy of the enrolment and license of the said sloop to the office at New York, or to the memorialists, who now claim to be the owners under the said sale on execution; and that, on application to the collector at New York, they are informed that new papers cannot be obtained for the said sloop before the old ones are delivered up; in consequence of which, the said sloop has become almost entirely, if not wholly, useless to them.

No provision is made by law for obtaining new registers or enrolments, without delivering up the old ones, unless in cases where such registers or enrolments are lost, destroyed, or mislaid; and your committee are of opinion, that a provision ought to be made for the case of sales by law process, where the former owners may refuse to deliver up the papers; not removing, however, the liability which, in case of such transfers, will remain on such owners to a penalty for not surrendering the old papers. They would, therefore, submit the following resolution:

*Resolved*, That provision ought to be made by law, for granting certificates of registry, enrolment, and license, without surrendry of the old ones, in certain cases of sales, by proof of law, of any ship or vessel.

4th CONGRESS.]

No. 37.

[2d SESSION.

## TEMPORARY REGISTER.

COMMUNICATED TO THE HOUSE OF REPRESENTATIVES, JANUARY 30, 1797.

Mr. SWANWICK, from the Committee of Commerce and Manufactures, to whom was referred the petition of John Robinson, in behalf of himself and others, owners of the ship William of Charleston, made the following report:

That the said ship sailed from Newport, on the 24th day of February, 1795, under command of James R. Dockray, for Charleston, where her owners lived, and where application was made to the Collector for a permanent register, she having obtained at Newport only a temporary one: that such permanent register was not obtained, because the Collector was not then furnished with the proper blanks from the Treasury Department; and that she was, in consequence, suffered to go from Charleston, on a voyage to Hamburg, with the temporary register aforesaid: That, on her return from Hamburg to Charleston, aforesaid, through ignorance or inattention of the concerned, and of the officers of the customs at the port of Charleston, no notice was taken of the insufficiency of the said register; and the said ship proceeded from Charleston to New York, and from thence to Newport, where official notice was taken of the insufficiency of the said register, the vessel subjected to pay foreign tonnage and duties, and a penalty of one hundred dollars each, exacted from the owners and master: That application was made for relief, to the Secretary of the Treasury, under the act providing for the mitigation of fines, penalties, and forfeitures in certain cases; but the Secretary declared, that no powers were given to him to grant relief, in cases of this kind, the act under which this penalty was incurred not being within the provisions of the mitigation law.

It appears to your committee, that, under the circumstances of this case, when it clearly appears that the error in the proceedings which have subjected the parties to these penalties, and the said ship to foreign tonnage, originated with the public office, relief ought to be granted, no intention of fraud appearing in the concerned in the vessel. Your committee beg leave further to remark, that, in a bill they have reported, pursuant to an order of the House, for an act in addition to the mitigation law, provision is made for an extension of the powers of the Secretary, which embraces the case of the petitioners, so far as respects the forfeiture of two hundred dollars; and they presume, that if the House should not think proper to adopt a general provision of that kind, they would not grant relief on special application. As to the liability of the vessel and cargo to foreign tonnage and duties, no existing or proposed law being adequate to effect a remission of it, your committee, for the purpose of effecting relief to the petitioners, submit the following resolution:

*Resolved*, That the collectors of the districts of Newport, New York, and Charleston, be authorized and directed to remit, or refund, to the owners of the ship William, of Charleston, the amount of the difference between foreign and American tonnage and duties on the amount of duties and tonnage, which may have been paid in either of the said ports, in consequence of the said ship's proceeding from Charleston to Hamburg, with a temporary register.

4th CONGRESS.]

No. 23.

[2d SESSION.

## EXPORTS FOR THE YEAR ENDING SEPTEMBER 30, 1796.

COMMUNICATED TO THE SENATE, FEBRUARY 9, 1797.

TREASURY DEPARTMENT, February 9, 1797.

SIR:

I have the honor to transmit herewith a statement of goods, wares, and merchandise, exported from the United States, during one year prior to the 30th day of September, 1796, which has been prepared in conformity with the resolution of the Senate, passed on the 10th day of February, 1796.

Of the sum of 67,064,097 dollars, being the whole value of exports during the years above mentioned, it is estimated that about the sum of twenty-six millions three hundred thousand dollars has arisen from the exportation of foreign goods and merchandise.

I have the honor to be, very respectfully, sir, your obedient servant,

OLIVER WOLCOTT, *Secretary of the Treasury.*

The Honorable the PRESIDENT of the Senate of the United States.

*A General Statement of Goods, Wares, and Merchandise, exported from the United States, commencing on the 1st of October, 1795, and ending on the 30th of September, 1796.*

WHITHER EXPORTED.	ASHES.		Apples.	BEER, PORTER, AND CIDER.		Beef.	BREAD.		Buck-wheat.	Barley.	Bran and Shorts.	Beans & Peas.	Butter.	Boots.	Bricks.	Indian Corn.	Cheese.
	Pot.	Pearl.		In casks.	In Bottles.		Biscuit or Ship Bread.										
	Tons.	Barrels.	Gallons.	Dozens.	Barrels.	Barrels.	Kegs.	Bushels.			Pounds.	Pairs.	No.	Bushels.	Pounds.		
Russia, - - - - -	-	-	-	-	-	-	-	-	-	-	-	-	-	-	-	-	-
Sweden, - - - - -	-	-	114	3,954	658	3,560	2,726	1,603	-	-	-	11,813	112,120	445	16,000	67,383	91,235
Swedish West Indies, - - - - -	-	-	62	-	-	6	10	-	-	-	-	-	-	-	-	-	-
Denmark and Norway, - - - - -	-	-	199	24,195	812	5,851	32,798	1,973	-	-	-	6,474	131,518	398	67,000	49,762	88,784
Danish West Indies, - - - - -	-	-	-	-	-	12	33	-	-	-	-	-	-	-	-	-	-
United Netherlands, - - - - -	342	38	-	-	16	-	-	-	-	-	-	6,856	248,626	427	270,500	10,114	107,016
Dutch West Indies, and American Colonies, - - - - -	-	-	141	14,703	505	12,854	3,153	1,129	-	-	-	-	2,400	-	-	-	-
Cape of Good Hope, - - - - -	-	-	-	-	-	94	-	-	-	-	-	-	-	-	-	-	-
England, Man, and Berwick, - - - - -	1,506	389	154	1,824	-	124	48	6	-	-	-	12,558	-	-	-	237,504	-
Guernsey, Jersey, Sark, and Alderney, - - - - -	14	6	-	-	-	-	-	-	-	-	-	-	-	-	-	-	-
Scotland, - - - - -	642	416	217	-	-	-	-	-	13	-	-	-	-	-	-	-	-
Ireland, - - - - -	1,069	480	5	-	-	-	27	-	-	-	-	-	-	-	-	-	-
Gibraltar, - - - - -	-	-	-	26,940	-	-	-	-	-	-	-	116	13,020	-	-	-	-
British East Indies, - - - - -	-	-	-	-	440	-	-	-	-	-	-	-	-	-	-	-	-
British West Indies, - - - - -	-	-	1,113	16,154	32	18,231	59,582	9,796	19	277	80	66,102	492,505	869	30,600	481,338	317,013
Newfoundland and the British fisheries, - - - - -	-	-	-	-	-	-	4,670	-	-	40	-	-	-	-	-	160	-
British American colonies, - - - - -	-	-	1,741	23,634	-	15	4,038	623	-	-	-	4,054	824	150	2,200	21,900	2,660
Imperial Ports of the Austrian Netherlands and Germany, - - - - -	-	-	-	-	-	-	-	-	-	-	-	-	-	-	-	-	-
Hamburg, Bremen, and other Hanse Towns, - - - - -	88	90	-	300	-	128	44	-	-	-	-	6	24,520	-	-	39,911	7,463
France, - - - - -	-	-	-	-	-	1,669	860	1,501	-	-	-	1,612	553,667	2,618	61,900	107,637	493,227
French West Indies, - - - - -	-	-	530	82,140	7,523	21,654	15,482	4,140	-	28	-	10,610	2,000	-	-	-	-
Bourbon and Mauritius, - - - - -	-	-	-	-	64	20	-	-	-	-	-	-	77,852	-	-	11,470	19,472
Spain, - - - - -	-	-	-	4,040	-	411	350	88	-	-	-	15,872	2,601	-	-	-	-
Teneriffe and the other Canaries, - - - - -	-	-	-	-	-	5	12	36	-	-	-	-	-	-	-	-	-
Hondures, Campeachy, and Musquito Shore, - - - - -	-	-	-	-	-	-	-	-	-	-	-	-	-	-	-	-	-
Spanish West Indies, - - - - -	-	-	390	20,500	1,882	2,183	4,404	1,106	-	-	-	4,816	172,445	-	29,000	10,108	120,704
Manilla and Philippine Islands, - - - - -	-	-	-	-	-	25	88	150	-	-	-	12	16,123	-	36,000	900	20,536
Floridas and Louisiana, - - - - -	-	-	118	12,076	192	-	41	139	-	-	-	2,822	2,400	-	-	18,020	480
Portugal, - - - - -	-	-	-	-	-	356	130	382	-	-	-	3,953	60,618	70	-	46,743	11,301
Madeira, - - - - -	-	2	-	-	-	623	38	-	-	-	-	6	21,640	26	-	-	1,640
Fayal and the other Azores, - - - - -	-	-	-	50	-	31	163	25	-	-	-	42	3,960	-	-	51	1,016
Cape de Verd Islands, - - - - -	-	-	-	580	12	205	-	-	-	-	-	471	3,900	-	-	-	960
Italy, generally, - - - - -	-	-	-	-	-	749	37,310	55	-	-	-	260	9,507	24	4,000	3,417	14,676
Africa, generally, - - - - -	-	-	-	9,034	32	3,517	576	409	-	-	-	34	139,586	420	-	10	44,983
China and East Indies generally, - - - - -	-	-	-	50,939	466	19,691	14,384	2,910	-	-	-	6,796	463,053	2,503	85,500	67,124	451,370
West Indies, generally, - - - - -	-	-	716	36,234	1,368	-	-	-	-	-	-	-	-	-	-	-	-
Northwest Coast of America, - - - - -	-	-	-	-	-	452	-	-	-	-	-	-	-	-	-	-	-
Uncertain ports, - - - - -	-	4	4	-	-	-	-	-	-	-	-	-	-	-	-	-	-
Grand Total, - - - - -	3,661	1,423	5,502	328,883	14,002	92,521	181,065	26,102	33	345	80	155,287	2,554,885	7,950	602,700	1,173,552	1,794,536

STATEMENT OF EXPORTS—Continued.

WHITHER EXPORTED.	Chocolate.	Cotton.	Coffee.	Cocoa.	Coal.	CANDLES.			Canvas, or Sail Cloth.	Cables and Cordage.	Wool and Cotton Cards.	Playing Cards.	Copper or Brass, and Copper manufact'd.	Coaches, and other Carriages.	Flour.	Fish, Dried or Smoked.
						Wax.	Spermaceti.	Tallow.								
						Pounds.	Pounds.	Pounds.								
Russia, - - - - -	-	17,100	109,000	-	-	-	-	-	-	-	-	-	-	-	-	-
Sweden, - - - - -	-	-	-	-	-	-	-	-	-	-	-	-	-	-	-	-
Swedish West Indies, - - - - -	-	-	-	-	-	1,210	5,960	107,276	85	20	-	-	-	100	23,969	7,111
Denmark and Norway, - - - - -	-	1,120	651,619	-	-	-	-	-	-	-	-	-	-	-	10	6,624
Danish West Indies, - - - - -	120	-	-	-	344	-	11,033	191,163	-	20	-	-	-	-	55,912	-
United Netherlands, - - - - -	-	54,025	16,056,923	81,165	-	-	-	850	-	-	-	-	-	7,186	34	-
Dutch West Indies and American Colonies, - - - - -	1,020	-	-	-	-	-	-	177,385	-	-	-	-	-	-	17,085	44,008
Cape of Good Hope, - - - - -	-	-	-	-	2,490	2,035	35,058	2,000	-	161	36	-	-	1,753	244	50
England, Man, and Berwick, - - - - -	-	5,069,262	17,845,974	72,856	-	-	-	90	-	-	-	-	-	-	50,569	-
Guernsey, Jersey, Sark, and Alderney, - - - - -	-	-	-	-	-	-	-	159	-	-	-	-	50	-	1,500	-
Scotland, - - - - -	-	111,265	-	-	-	-	-	-	-	-	-	-	-	-	127	-
Ireland, - - - - -	-	447,649	16,190	-	-	-	-	-	-	-	-	-	-	-	713	-
Gibraltar, - - - - -	-	-	11,245	-	-	-	-	-	-	-	-	-	-	-	1,149	2,100
British East Indies, - - - - -	-	-	-	-	-	-	-	120	-	-	-	-	-	-	-	-
British West Indies, - - - - -	-	-	-	-	-	-	-	1,840	-	-	-	-	-	-	-	-
Newfoundland and British Fisheries, - - - - -	320	-	30	775	-	770	15,949	225,612	-	447	-	-	-	200	133,778	51,285
British American colonies, - - - - -	80	-	-	-	-	-	-	-	-	-	-	-	-	-	2,577	-
Imperial Ports of the Austrian Netherlands and Germany, - - - - -	508	490	6,712	-	-	-	-	180	67	33	6	-	-	120	9,482	-
Hamburg, Bremen, and other Hanse Towns, - - - - -	120	-	-	2,300	-	-	-	-	-	-	-	-	-	-	206	-
France, - - - - -	18,500	288,958	22,836,077	196,127	-	-	120	7,080	-	-	-	-	-	-	3,816	-
French West Indies, - - - - -	1,280	68,161	1,574,879	-	-	2,350	9,968	59,351	-	-	-	-	-	-	88,696	1,580
Bourbon and Mauritius, - - - - -	3,900	-	1,200	-	2,024	3,513	56,065	664,926	219	203	-	-	800	-	177,651	89,269
Spain, - - - - -	-	-	-	-	-	-	500	2,500	-	-	-	-	-	-	2,771	-
Teneriffe and other Canaries, - - - - -	-	11,929	501,298	408,269	432	100	8,990	35,435	-	-	-	-	-	-	12,788	55,628
Honduras, Campeachy, and Musquito Shore, - - - - -	-	-	-	-	-	-	-	631	100	-	-	-	-	-	70	208
Spanish West Indies, - - - - -	-	-	-	12,215	-	-	-	2,504	-	-	-	-	-	-	-	-
Manilla and Philippine Islands, - - - - -	-	-	-	-	-	-	8,000	100,753	534	-	-	-	-	4,000	65,281	969
Floridas and Louisiana, - - - - -	1,500	-	19,000	-	-	-	-	-	-	-	-	-	-	-	-	-
Portugal, - - - - -	-	-	3,040	-	-	-	400	9,348	-	-	-	-	1,000	500	4,868	292
Madeira, - - - - -	-	-	1,600	-	-	-	781	7,157	-	-	-	-	-	-	5,552	20
Fayal and the other Azores, - - - - -	-	-	110	-	-	-	-	80	-	-	-	-	-	-	4,165	2,934
Cape de Verd Islands, - - - - -	300	-	2,528	-	-	-	-	7,500	-	14	16	-	-	-	227	398
Italy, generally, - - - - -	-	-	2,127,052	154,400	-	-	-	2,100	-	40	-	-	-	-	108	10
Africa, generally, - - - - -	200	-	6,756	-	-	-	-	1,140	30	-	-	-	-	-	218	3,030
China and East Indies, generally, - - - - -	1,650	-	544	-	4,246	-	9,043	11,935	39	411	27	-	-	-	269	15
West Indies, generally, - - - - -	200	-	-	-	-	-	40,439	30,820	1,386	6,328	-	-	1,423	-	1,856	618
Northwest Coast of America, - - - - -	-	-	-	-	-	-	16,836	347,630	2,115	1,030	-	200	-	140	50,866	110,564
Uncertain ports, - - - - -	-	36,760	613,340	-	-	-	-	-	-	-	-	-	-	-	-	-
Grand Total, - - - - -	29,698	6,106,729	62,385,117	928,107	9,536	9,978	221,903	1,997,398	4,683	8,707	85	200	3,273	13,999	725,194	377,713



STATEMENT OF EXPORTS—Continued.

WHITHER EXPORTED.	FISH.		Furniture, House.	Flax Seed.	Flax.	Gun-powder.	Ginseng.	Hats.	Hams and Bacon.	Powder, Hair.	Hemp.	Hops.	Hides, raw.	Horned Cattle.	Horses.	Hogs.	IRON.												
	Pickled.																Value in dollars.	Bushels.	Pounds.			Value in dollars.	Pounds.		Cwt.	Pounds.	Number.		Tons.
	Barrels.	Kegs.																											
Russia, - - - - -	-	-	-	-	-	-	-	-	-	-	-	3,180	-	-	-	-	-	-											
Sweden, - - - - -	-	-	-	-	-	-	-	-	-	-	-	-	-	-	-	-	-	-											
Swedish West Indies, - - - - -	3,509	-	230	-	-	-	-	1,704	170,821	1,430	-	-	-	279	255	559	-	-											
Denmark and Norway, - - - - -	-	-	-	-	-	-	-	-	-	-	-	21,868	-	-	-	-	-	-											
Danish West Indies, - - - - -	4,887	202	4,411	-	-	-	-	4,263	239,126	3,600	-	-	-	304	547	425	-	-											
United Netherlands, - - - - -	-	-	-	-	-	-	-	-	-	-	-	-	20,399	-	-	-	10	-											
Dutch West Indies and American Colonies, - - - - -	7,928	136	763	-	-	-	-	6,260	127,662	7,532	-	-	-	69	568	331	20	7											
Cape of Good Hope, - - - - -	69	-	-	-	-	-	-	-	-	422	-	-	-	-	-	-	-	-											
England, Man, and Berwick, - - - - -	12	-	-	7,925	3,600	-	4,477	-	7,300	-	2,040	-	3,920	-	-	-	347	-											
Guernsey, Jersey, Sark, and Alderney, - - - - -	-	-	-	-	-	-	-	-	-	-	-	-	-	-	-	-	-	-											
Scotland, - - - - -	-	-	-	15,830	-	-	-	-	416	-	-	-	-	-	-	-	10	-											
Ireland, - - - - -	-	-	-	232,945	-	-	-	-	-	-	-	51,586	-	-	-	-	6	-											
Gibraltar, - - - - -	-	-	-	-	-	-	-	500	-	-	-	-	-	-	-	-	-	-											
British East Indies, - - - - -	-	-	-	-	-	-	740	-	-	-	-	-	-	-	-	-	-	-											
British West Indies, - - - - -	27,568	420	104	-	-	1,956	-	3,275	476,768	450	-	-	-	2,648	2,040	3,093	-	3											
Newfoundland and British fisheries, - - - - -	-	-	-	-	-	-	-	-	-	-	-	-	-	-	-	-	-	-											
British American colonies, - - - - -	-	-	75	-	-	-	-	225	2,900	-	-	-	-	28	-	-	1	2											
Imp'l Ports of Austrian Netherl'ds & Germany, - - - - -	-	-	-	-	-	-	-	-	-	-	-	-	752	-	-	-	-	-											
Hamburg, Bremen, and other Hanse Towns, - - - - -	-	-	-	-	-	-	-	-	-	-	-	-	9,958	-	-	-	-	-											
France, - - - - -	-	-	-	-	-	-	-	-	456	-	-	-	1,148	-	-	-	-	-											
French West Indies, - - - - -	20,752	349	939	-	-	-	-	12,105	734,198	11,615	-	-	-	625	663	1,569	-	-											
Bourbon and Mauritius, - - - - -	-	-	-	-	-	-	-	-	6,000	-	-	-	-	-	-	-	-	-											
Spain, - - - - -	424	-	63	-	-	-	-	-	5,720	-	-	-	-	-	-	-	-	10											
Teneriffe and the other Canaries, - - - - -	-	-	24	-	10,500	-	-	-	-	-	-	-	-	-	-	-	-	-											
Honduras Campeachy, and Musquito Shore, - - - - -	-	-	-	-	-	-	-	-	-	-	-	-	-	-	-	-	-	-											
Spanish West Indies, - - - - -	1,188	-	684	-	-	-	-	2,652	122,646	3,350	-	-	-	224	139	4	-	-											
Floridas and Louisiana, - - - - -	120	20	450	-	-	-	496	1,800	7,700	182	-	-	-	-	1	-	-	-											
Portugal, - - - - -	112	-	-	-	-	-	-	-	2,080	-	-	-	-	-	-	-	-	-											
Madeira, - - - - -	114	-	12	-	-	-	-	200	3,960	400	-	-	-	-	-	-	-	-											
Fayal and the other Azores, - - - - -	40	-	25	-	2,494	-	-	900	6,200	-	50	-	-	-	-	-	-	1											
Cape de Verd Islands, - - - - -	28	-	440	-	-	-	-	738	2,840	-	-	-	-	-	-	-	-	33											
Italy, generally, - - - - -	-	-	-	-	-	-	-	1,200	-	-	-	-	3,540	-	-	-	-	-											
Africa, generally, - - - - -	74	5	33	-	-	63	-	738	5,208	200	-	-	-	-	-	-	-	-											
China and East Indies, generally, - - - - -	474	-	890	-	-	500	-	5,362	9,850	-	-	-	-	-	-	-	108	682											
West Indies, generally, - - - - -	17,203	4,124	340	-	-	-	-	15,494	165,026	1,380	-	-	-	448	70	772	-	-											
Northwest Coast of America, - - - - -	-	-	-	-	-	-	-	-	-	-	-	-	-	-	-	-	-	-											
Uncertain Ports, - - - - -	56	-	-	-	-	-	-	-	-	-	-	-	646	-	-	-	-	-											
Grand Total, - - - - -	84,558	5,256	9,483	256,200	16,594	2,519	10,713	57,416	2,096,877	30,561	2,090	76,634	40,363	4,625	4,283	6,753	502	843											

STATEMENT OF EXPORTS—Continued.

WHITHER EXPORTED.	IRON.		Indigo.	Lard.	Leather.	Lead.	MEAL.			Mustard.	Molasses.	Mules.	Medicin <sup>l</sup> Drugs.	Merchandise and all articles of Goods not otherwise enumerated.	OIL.		
	Castings.	All other manufactured Iron, or Iron and Steel.					Rye.	Indian.	Buck-wheat.						Linseed.	Sperma-cetia.	Whale and other Fish.
Russia, - - - - -	-	-	740	-	-	-	-	-	-	-	-	-	6,000	-	-	-	
Sweden, - - - - -	-	-	-	-	-	-	-	-	-	-	-	-	-	-	-	-	
Swedish West Indies, - - - - -	-	765	-	50,524	3,020	-	7,003	41,490	-	550	-	81	683	225,353	-	312	5,483
Denmark and Norway, - - - - -	-	-	1,123	-	-	-	-	-	-	-	-	-	-	119,392	-	-	-
Danish West Indies, - - - - -	-	6,564	-	110,405	5,355	2,240	32,233	156,615	-	1,220	-	119	3,020	462,591	72	7,154	11,398
United Netherlands, - - - - -	-	-	41,974	-	-	-	-	-	-	-	-	-	200	6,508	-	-	40,949
Dutch West Indies and American Colonies, - - - - -	-	10,353	-	29,463	1,937	-	14,665	4,711	-	400	-	822	998	440,522	320	4,733	32,244
Cape of Good Hope, - - - - -	-	-	-	2,700	5,700	7,580	-	-	-	-	-	-	-	371	-	-	1,651
England, Man, and Berwick, - - - - -	-	1,273	611,068	-	2,555	-	24,966	35,273	-	-	-	-	10,460	113,783	-	63,980	274,996
Guernsey, Jersey, Sark, and Alderney, - - - - -	-	-	-	-	-	-	800	2,640	-	-	49,230	-	-	-	-	-	-
Scotland, - - - - -	-	-	12,300	-	-	-	-	-	-	-	-	-	5,002	1,009	-	-	-
Ireland, - - - - -	-	-	14,168	-	-	-	-	-	-	-	-	-	2	78,732	-	240	46,610
Gibraltar, - - - - -	-	-	-	-	-	-	-	30	-	-	-	-	-	12,720	-	-	-
British East Indies, - - - - -	-	15,000	-	-	-	35,950	-	-	-	-	-	-	-	-	-	-	-
British West Indies, - - - - -	-	7,503	-	216,113	3,565	7,500	28,077	158,511	-	150	520	555	842	265,677	590	5,597	31,564
Newfoundland and British Fisheries, - - - - -	-	-	-	-	-	-	1,904	1,016	675	-	2,400	-	-	200	-	-	-
British American Colonies, - - - - -	-	1,016	115	40	2,822	300	7,468	2,505	401	-	41,915	-	-	17,788	980	-	-
Imperial Ports of the Austrian Netherlands and Germany, - - - - -	-	-	-	-	-	-	-	-	-	-	-	-	-	210	-	-	-
Hamburg, Bremen, and other Hanse Towns, - - - - -	-	7,560	123,544	-	2,560	-	-	-	-	-	8,300	-	1,910	281,305	-	1,350	37,270
France, - - - - -	-	3,488	29,370	1,200	11,395	-	16,409	62,103	-	-	404	-	815	368,890	25,920	12,587	456,003
French West Indies, - - - - -	92	30,233	-	394,599	10,948	343,899	4,993	30,971	-	1,740	-	69	11,804	2,525,498	3,551	44,558	88,788
Bourbon and Mauritius, - - - - -	-	-	-	740	2,860	-	-	-	-	-	-	-	-	3,250	-	-	-
Spain, - - - - -	-	3,900	19,500	9,020	96	-	-	5,395	-	200	1,536	-	385	72,680	-	-	68,547
Teneriffe and the other Canaries, - - - - -	-	-	-	-	-	-	-	-	-	-	-	-	-	2,516	-	103	1,575
Honduras, Campeachy, and Musquito Shore, - - - - -	-	-	-	-	-	-	-	-	-	-	-	-	-	-	-	-	-
Spanish West Indies, - - - - -	-	6,580	-	115,481	3,260	-	842	5,688	-	140	-	-	4,223	416,388	1,332	2,475	5,638
Floridas and Louisiana, - - - - -	-	22,018	-	4,864	-	7,100	-	-	-	140	-	-	2,627	311,274	-	1,900	840
Portugal, - - - - -	-	1,594	-	-	3,422	-	450	253	-	-	1,200	-	-	5,340	-	-	1,512
Madeira, - - - - -	-	2,505	-	573	750	800	3,836	2,476	-	-	-	-	300	14,168	-	600	-
Fayal and the other Azores, - - - - -	-	3,288	-	6,000	-	-	-	-	-	-	-	-	-	7,822	-	10	2,360
Cape de Verd Islands, - - - - -	-	460	-	-	-	-	-	120	-	-	1,672	-	-	63,389	180	14	191
Italy, generally, - - - - -	-	-	54,833	-	14,512	4,000	-	-	-	-	2,000	-	5,032	115,864	-	-	-
Africa, generally, - - - - -	361	13,537	-	819	2,182	3,018	-	260	-	-	1,598	-	666	112,720	78	106	1,630
China and East Indies, generally, - - - - -	-	17,086	-	25,710	11,089	703,506	-	60	-	-	1,100	-	3,470	258,406	1,581	5,749	27,329
West Indies, generally, - - - - -	-	4,229	-	156,720	37,496	66,726	9,138	29,669	-	700	12	72	1,510	442,481	117	10,926	41,723
Northwest Coast of America, - - - - -	-	1,085	-	-	1,500	-	-	-	-	-	320	-	-	20,809	-	-	-
Uncertain Ports, - - - - -	-	57	6,900	-	-	16,820	-	500	-	-	-	-	-	20,690	-	-	-
Grand Total, - - - - -	453	160,094	915,635	1,124,971	127,044	1,199,439	152,784	540,286	1,076	5,240	112,257	1,718	53,949	6,794,346	34,721	164,045	1,176,650

STATEMENT OF EXPORTS—Continued.

WHITHER EXPORTED.	Oats.	Pork.	Pitch.	Potatoes.	Poultry.	Rice.	Rye.	Rosin.	SPICES.			SPIRITS.		Shoes and Slippers.	Skins and Furs.	Saddlery.
									Pepper.	Pimento.	All other.	Foreign Distilled.	Domestic Distilled.			
	Bushels.	Barrels.		Bushels.	Dozens.	Tierces.	Bushels.	Barrels.	Pounds.		Value, Dollars.	Gallons.		Pairs.	Value, Dollars.	
Russia, - - - - -	-	-	-	-	-	-	-	-	10,000	-	-	-	2,843	-	335	-
Sweden, - - - - -	-	-	-	-	-	-	-	-	-	-	-	-	-	-	-	-
Swedish West Indies, - - - - -	620	3,842	-	2,310	281	838	-	-	-	3,255	-	1,868	4,912	5,011	222	264
Denmark and Norway, - - - - -	-	4	-	-	-	4,200	-	-	12,282	449	-	290	113,841	-	-	-
Danish West Indies, - - - - -	5,903	9,369	126	3,347	349	2,244	-	-	1,700	-	-	21,616	30,674	7,841	100	840
United Netherlands, - - - - -	-	12	266	-	-	4,989	-	266	-	-	-	-	19,751	-	8,041	-
Dutch West Indies and American Colonies, - - - - -	8,776	4,110	178	4,164	100	1,338	1,670	-	1,650	-	-	12,739	514	38,806	64	30
Cape of Good Hope, - - - - -	-	42	-	-	-	-	-	-	-	-	-	280	-	-	-	-
England, Man, and Berwick, - - - - -	-	5	5,879	-	-	63,639	-	2,919	29,566	59,117	1,280	283,805	347,683	-	145,732	-
Guernsey, Jersey, Sark, and Alderney, - - - - -	-	-	-	-	-	-	-	-	26,140	-	-	54,260	-	-	-	-
Scotland, - - - - -	-	-	47	-	-	69	-	25	-	-	-	-	-	-	4,000	-
Ireland, - - - - -	-	10	781	-	-	692	-	1,216	-	940	-	-	16,300	-	47,450	-
Gibraltar, - - - - -	-	-	250	-	-	20	-	-	4,418	824	-	-	505	-	-	-
British East Indies, - - - - -	-	-	-	-	-	-	-	-	-	-	-	-	-	-	5,500	-
British West Indies, - - - - -	28,129	18,443	780	11,881	2,209	7,668	302	1,436	25	100	-	23,370	5,834	16,786	506	881
Newfoundland and British fisheries, - - - - -	-	-	15	-	-	14	-	-	-	-	-	980	-	-	-	-
British American Colonies, - - - - -	672	94	781	-	-	278	987	36	-	360	-	14,750	3,721	1,073	-	144
Imp'l Ports of Austrian Netherl'ds & Germany, - - - - -	-	-	-	-	-	292	-	-	-	-	-	-	-	-	100	-
Hamburg, Bremen, and other Hanse Towns, - - - - -	-	18	2,852	-	-	20,684	544	6,145	1,200	240,401	1,696	7,625	72,735	-	49,078	-
France, - - - - -	-	403	-	-	-	7,646	690	-	254,000	-	493	1,500	332	459	463	-
French West Indies, - - - - -	9,939	18,248	-	4,963	484	8,728	-	60	16,400	478	966	45,710	33,644	38,639	285	774
Bourbon and Mauritius, - - - - -	-	60	-	-	-	-	-	-	-	-	-	-	-	-	-	200
Spain, - - - - -	-	353	2,642	-	-	1,924	-	410	120,268	4,000	1,200	5,257	5,080	644	50	-
Teneriffe and the other Canaries, - - - - -	-	-	-	-	-	12	-	-	-	-	-	-	-	30	-	-
Honduras, Campeachy, and Musquito Shore, - - - - -	-	-	-	-	-	-	-	-	-	-	-	-	-	-	-	-
Spanish West Indies, - - - - -	426	4,177	-	6,980	80	1,634	-	-	2,800	-	690	6,079	940	6,834	1,250	600
Floridas and Louisiana, - - - - -	-	109	-	614	-	124	-	-	1,282	-	-	7,178	-	450	-	300
Portugal, - - - - -	-	51	190	6	3	320	-	644	-	-	-	4,263	260	-	-	-
Madeira, - - - - -	25	281	30	-	-	186	-	-	-	-	-	1,360	160	1,756	440	-
Fayal and the other Azores, - - - - -	-	273	-	-	-	6	-	5	-	-	-	13,214	165	526	-	-
Cape de Verd Islands, - - - - -	-	20	-	20	-	13	-	-	-	200	-	1,234	42,321	991	-	-
Italy, generally, - - - - -	-	10	1,270	-	-	303	-	983	31,929	62,700	-	840	1,016	-	2,800	-
Africa, generally, - - - - -	-	243	167	63	-	135	-	-	-	-	-	63,464	215,870	675	-	-
China and East Indies, generally, - - - - -	-	2,336	1,411	50	-	1	-	40	2,300	-	-	79,811	18,718	5,243	198	-
West Indies, generally, - - - - -	5,307	11,260	448	14,339	1,478	1,452	-	-	270	-	-	14,935	25,024	87,010	6,487	790
Northwest Coast of America, - - - - -	-	-	-	-	-	-	-	-	-	-	-	-	482	-	-	-
Uncertain Ports, - - - - -	-	108	-	-	-	1,590	-	-	1,240	15,240	-	978	-	-	100	-
Grand Total, - - - - -	59,797	73,881	18,083	48,767	5,084	131,039	4,319	14,183	491,330	498,028	6,235	667,606	963,325	212,774	273,201	4,823

1797.]

EXPORTS FOR THE YEAR 1796.

359

STATEMENT OF EXPORTS—Continued.

WHITHER EXPORTED.	Starch.	Soap.	Sugar, Brown and other.	Sugar, Refined.	Sheep.	Ship Stuff.	Salt.	Snuff.	TOBACCO.		Tallow.	Tar.	Turpen- tine.	Turp'ntine, Spirits of.	TEAS.	
									Manufactured.	Unmanu- factured.					Bohea.	Souch'ng
									Pounds.	Hhds.					Pounds.	Pounds.
Russia, - - - - -	-	-	68,320	-	-	-	-	-	-	-	-	-	-	-	-	-
Sweden, - - - - -	-	-	-	-	-	-	-	-	-	434	-	-	-	-	-	-
Swedish West Indies, - - - - -	900	111,661	-	2,550	248	87	-	5,631	120	138	1,360	489	-	-	1,250	-
Denmark and Norway, - - - - -	-	-	365,904	-	-	-	-	-	-	324	-	32	-	-	-	-
Danish West Indies, - - - - -	7,146	172,889	-	7,710	238	125	-	-	-	980	33,307	919	116	90	2,450	950
United Netherlands, - - - - -	-	-	9,635,617	-	-	-	-	14,700	12,800	6,709	-	266	-	-	4,200	-
Dutch West Indies and American Colonies, - - - - -	12,865	139,992	1,200	8,217	335	76	7,467	1,766	2,340	852	23,084	521	64	-	2,800	1,343
Cape of Good Hope, - - - - -	-	2,000	-	-	-	-	524	-	-	-	-	60	-	-	-	-
England, Man, and Berwick, - - - - -	19,615	3,120	10,936,362	64,280	-	-	-	60,000	-	31,860	37,316	36,056	23,784	23,080	-	-
Guernsey, Jersey, Sark, and Alderney, - - - - -	-	-	-	-	-	-	-	-	-	-	-	-	60	-	-	-
Scotland, - - - - -	-	-	-	-	-	-	-	-	-	1,813	-	982	333	240	-	-
Ireland, - - - - -	-	-	226,640	-	-	-	-	-	-	3,351	-	5,727	3,913	1,800	-	-
Gibraltar, - - - - -	-	-	10,360	-	-	-	-	-	-	154	-	689	276	-	-	-
British East Indies, - - - - -	-	-	-	-	-	-	-	-	-	-	-	-	-	-	-	-
British West Indies, - - - - -	2,255	197,952	50	7,873	2,547	353	976	4,146	2,793	743	43,198	2,712	1,351	472	382	3,286
Newfoundland and British fisheries, - - - - -	-	-	-	-	-	-	-	-	-	-	-	15	8	-	-	-
British American colonies, - - - - -	1,120	720	47,891	-	141	7,356	20,379	-	3,185	4	-	1,242	717	464	24,222	600
Imperial Ports of the Austrian Netherlands and Germany, - - - - -	-	-	105,400	-	-	-	-	-	-	120	-	-	-	-	-	-
Hamburg, Bremen, and other Hanse Towns, - - - - -	-	47,300	10,491,590	359,432	-	-	-	23,400	2,000	10,978	-	4,260	8,204	652	1,212	-
France, - - - - -	1,200	44,383	486,297	155,700	-	-	210	100,639	-	4,950	-	68	-	-	-	-
French West Indies, - - - - -	4,595	992,282	-	34,139	1,216	220	4,198	24,477	60	1,106	11,974	951	117	-	1,779	468
Bourbon and Mauritius, - - - - -	-	-	-	-	-	-	-	-	-	-	400	-	-	-	-	-
Spain, - - - - -	-	19,910	842,733	247,202	-	-	-	-	650	827	-	4,879	318	180	1,750	-
Teneriffe and the other Canaries, - - - - -	-	760	-	-	-	-	-	-	-	-	-	50	-	-	-	-
Honduras, Campeachy, and Musquito Shore, - - - - -	-	-	-	-	-	-	-	-	-	-	-	-	-	-	-	-
Spanish West Indies, - - - - -	1,120	166,801	-	1,000	55	-	1,308	424	360	300	7,560	390	99	-	-	100
Floridas and Louisiana, - - - - -	-	19,992	6,000	1,540	-	-	2,924	-	-	25	-	90	-	-	616	-
Portugal, - - - - -	-	-	-	-	-	-	-	-	-	6	-	544	150	-	-	-
Madeira, - - - - -	-	9,440	-	-	14	489	-	-	-	16	840	19	480	-	-	-
Fayal and the other Azores, - - - - -	-	580	-	500	-	-	-	-	-	16	-	20	-	30	-	2,110
Cape de Verd Islands, - - - - -	-	4,800	8,928	1,572	-	-	-	-	-	156	2,720	6	-	-	-	-
Italy, generally, - - - - -	-	-	855,036	36,044	-	-	-	-	1,690	1,074	-	995	129	1,530	-	-
Africa, generally, - - - - -	-	15,554	58,800	3,428	-	-	1,258	-	347	1,388	-	227	143	-	96	-
China and East Indies, generally, - - - - -	-	111,138	224	2,937	-	-	9,982	1,965	1,780	212	14,800	1,284	662	90	40	150
West Indies, generally, - - - - -	1,000	652,455	-	12,622	1,346	-	2,937	2,482	624	364	8,641	1,167	20	-	33,850	320
Northwest Coast of America, - - - - -	-	-	288	-	-	-	-	-	-	-	-	-	-	-	-	-
Uncertain Ports, - - - - -	-	-	701,004	37,400	-	-	-	1,000	-	118	-	-	546	-	-	-
Grand Total, - - - - -	51,816	2,713,729	34,848,644	984,146	6,140	8,706	52,163	267,046	29,181	69,018	187,403	64,600	41,490	28,628	74,547	9,327

STATEMENT OF EXPORTS—Continued.

WHITHER EXPORTED.	TEAS.		Wheat.	Whale-bone.	Wax.	WINES.			WOOD.								
	Hyson.	Other Green.				Madeira.	All other.	Bottled.	Staves and Heading.	Shingles.	Hoops and Poles.	Boards, Plank, Scantling, & Timber.	Timber.	All other Timber, Wood, and Lumber.	Oak Bark, & all other Dye-stuffs of Wood.	All other Manufactures of Wood.	
	Pounds.					Bushels.	Pounds.	Gallons.	Dozens.	Number.			Feet.	Tons.	Value, Dollars.		
Russia, - - - - -	-	-	-	-	-	-	-	-	-	-	-	-	-	-	-	-	-
Sweden, - - - - -	-	-	-	-	-	-	-	-	-	-	-	-	-	-	-	-	-
Swedish West Indies, - - - - -	212	-	-	-	289	3,064	11,803	559	4,000	450,025	2,653,770	188,040	1,950,355	-	2,099	-	3,192
Denmark and Norway, - - - - -	-	-	-	-	-	-	-	-	17,700	-	-	-	-	-	-	-	-
Danish West Indies, - - - - -	3,382	1,687	-	-	300	1,924	51,525	2,446	1,128,358	6,348,598	388,165	5,005,962	-	8,000	-	-	8,239
United Netherlands, - - - - -	-	-	-	22,700	-	180	30	-	173,600	-	15,000	3,963	-	460	-	9,050	-
Dutch West Indies and American Colonies, - - - - -	2,793	1,724	-	-	80	7,185	40,630	298	588,832	1,679,925	300,200	5,959,926	39	17,067	-	-	11,299
Cape of Good Hope, - - - - -	-	-	-	-	-	-	-	-	-	-	-	28,000	-	-	-	-	-
England, Man, and Berwick, - - - - -	-	-	16,843	15,460	41,392	251	10,163	-	7,403,207	-	2,000	3,213,883	7,485	26,383	80,244	-	2,654
Guernsey, Jersey, Sark, and Alderney, - - - - -	-	-	-	-	-	-	-	-	30,000	-	-	-	-	-	-	-	-
Scotland, - - - - -	-	-	2,877	-	2,400	-	-	-	685,304	-	-	3,800	363	1,521	-	-	-
Ireland, - - - - -	-	-	-	-	50,536	300	-	-	4,492,043	-	-	383,745	338	151	14,647	-	-
Gibraltar, - - - - -	800	-	1,344	-	18,390	-	-	-	63,680	-	-	33,000	-	-	-	-	-
British East Indies, - - - - -	-	-	-	-	-	12,658	-	-	-	-	-	3,000	-	800	-	-	-
British West Indies, - - - - -	3,184	390	1,082	-	810	15,821	32,799	360	9,837,005	24,251,259	445,653	20,969,545	24	12,558	800	-	24,984
Newfoundland and British fisheries, - - - - -	-	-	-	-	-	-	-	-	6,000	-	-	-	-	-	-	-	-
British American colonies, - - - - -	3,110	8,777	4,080	-	-	467	4,651	-	18,700	25,000	-	167,235	43	1,320	-	-	1,000
Imp'l Ports of Austrian Netherl'ds & Germany, - - - - -	-	-	-	-	480	-	-	-	10,000	-	-	-	-	-	120	-	-
Hamburg, Bremen, and other Hanse Towns, - - - - -	-	-	-	188,937	760	1,952	1,725	-	319,363	-	-	-	129	17,685	33,358	-	4,940
France, - - - - -	-	4,800	3,350	56,440	-	-	6,087	-	260,325	-	3,000	60,695	7	359	-	-	686
French West Indies, - - - - -	5,751	1,941	-	-	300	30,593	715,648	20,537	1,313,115	5,032,440	1,518,371	5,310,596	111	14,438	-	-	39,885
Bourbon and Mauritius, - - - - -	-	-	-	-	-	-	-	-	-	-	-	-	-	-	-	-	-
Spain, - - - - -	1,341	-	-	6,057	146,858	1,900	1,679	-	3,115,815	156,300	79,615	500,150	-	3,712	-	-	178
Teneriffe and other Canaries, - - - - -	-	-	-	-	14,793	-	-	-	516,420	-	-	-	-	-	-	-	-
Honduras, Campeachy, and Musquito Shore, - - - - -	-	-	-	-	-	-	-	-	-	-	-	7,000	-	-	-	-	-
Spanish West Indies, - - - - -	400	500	-	-	-	5,808	91,350	1,329	279,735	1,822,350	197,825	1,741,678	20	1,883	-	-	10,353
Floridas and Louisiana, - - - - -	1,380	900	-	-	-	1,722	6,760	300	-	42,000	-	57,246	-	324	-	-	-
Portugal, - - - - -	-	-	-	-	20,077	-	-	-	1,401,490	-	-	291,544	-	896	-	-	280
Madeira, - - - - -	484	-	1,650	-	3,380	-	-	-	275,965	4,000	1,000	705,081	-	300	-	-	185
Fayal and the other Azores, - - - - -	120	-	-	-	3,810	100	560	-	286,529	-	7,000	639,318	26	1,104	-	-	125
Cape de Verd Islands, - - - - -	584	-	-	-	-	40	4,250	30	-	-	-	170,000	-	361	-	-	-
Italy, generally, - - - - -	690	-	-	9,760	12,016	280	-	-	76,174	-	-	12,000	-	-	-	-	37,614
Africa, generally, - - - - -	510	204	-	-	-	-	-	-	57,000	12,500	18,400	169,407	-	3,163	-	-	433
China and East Indies, generally, - - - - -	-	-	-	-	950	96,481	322,596	2,092	28,200	-	1,000	748,095	-	2,183	1,700	-	744
West Indies, generally, - - - - -	5,790	-	-	-	210	17,919	173,713	2,157	1,708,319	5,278,970	542,793	5,647,722	-	3,405	10,800	-	2,269
Northwest Coast of America, - - - - -	-	-	-	-	-	-	260	-	-	-	-	-	-	-	-	-	-
Uncertain Ports, - - - - -	-	-	-	8,940	-	-	-	-	43,000	-	-	75,000	-	25	120	-	403
<b>Grand Total,</b> - - - - -	<b>30,531</b>	<b>20,923</b>	<b>31,226</b>	<b>308,314</b>	<b>317,831</b>	<b>198,645</b>	<b>1,505,427</b>	<b>30,108</b>	<b>34,588,904</b>	<b>47,307,112</b>	<b>3,711,062</b>	<b>53,871,476</b>	<b>8,585</b>	<b>120,197</b>	<b>188,453</b>	<b>-</b>	<b>111,848</b>

*Summary of the Value and Destination of the Exports of the United States agreeably to the foregoing Statement.*

	Total value to each Country.	Total value to each Country and its Dominions.
	Dollars.	Dollars.
Russia, - - - - -	-	47,381
Sweden, - - - - -	17,620	
Swedish West Indies, - - - - -	1,078,787	1,096,407
Denmark and Norway, - - - - -	421,779	
Danish West Indies, - - - - -	2,253,810	2,675,589
United Netherlands, - - - - -	6,083,491	
Dutch West Indies and American Colonies, - - - - -	1,758,548	
Cape of Good Hope, - - - - -	33,325	7,875,364
England, Man, and Berwick, - - - - -	15,136,171	
Guernsey, Jersey, Sark, and Alderney, - - - - -	98,289	
Scotland, - - - - -	459,118	
Ireland, - - - - -	1,449,735	
Gibraltar, - - - - -	85,861	
British East Indies, - - - - -	66,316	
British West Indies, - - - - -	5,446,559	
Newfoundland and British Fisheries, - - - - -	55,705	
British American Colonies, - - - - -	366,791	23,164,545
Imperial ports of the Austrian Netherlands and Germany, - - - - -	-	35,959
Hamburg, Bremen, and other Hanse Towns, - - - - -	-	9,471,498
France, - - - - -	3,171,759	
French West Indies, - - - - -	8,408,946	
Bourbon and Mauritius, - - - - -	42,609	11,623,314
Spain, - - - - -	1,324,060	
Teneriffe, and other Canaries, - - - - -	29,202	
Honduras, Campeachy, and Musquito Shore, - - - - -	77	
Spanish West Indies, - - - - -	1,821,347	
Floridas, and Louisiana, - - - - -	475,992	3,650,678
Portugal, - - - - -	142,567	
Madeira, - - - - -	213,785	
Fayal and other Azores, - - - - -	78,573	
Cape de Verd Islands, - - - - -	124,523	
Italy, generally, - - - - -	-	559,448
Africa, generally, - - - - -	-	1,100,522
China and East Indies, generally, - - - - -	-	537,355
West Indies, generally, - - - - -	-	1,352,860
North West Coast of America, - - - - -	-	3,367,942
Uncertain ports, - - - - -	-	23,510
		481,725
Grand Total, - - - - -	-	67,064,097

TREASURY DEPARTMENT, *Register's Office, February 6, 1797.*

JOSEPH NOURSE, *Register.*

4th CONGRESS.]

No. 39.

[2d SESSION.

## RETURN OF REGISTERS.

COMMUNICATED TO THE HOUSE OF REPRESENTATIVES, FEBRUARY 25, 1797.

Mr. SWANWICK, from the Committee of Commerce and Manufactures, to whom was referred the petition of Aaron Sheffield, of Newport, Rhode Island, made the following report:

The petitioner states, that, being owner and master of the brig called the *Rising Sun*, duly registered as a vessel belonging wholly to a citizen of the United States, he sold her, in the Island of Teneriffe, to a Mr. Sarmento, a citizen of the United States, and one of the house of Sarmento, Silva, & Wardlow, of New York; and not recollecting that it was a condition of the bond he had given when he took out the register for the said vessel, that he should return the same within a limited time after his return to the United States. That he delivered the register with the vessel, and that, on his return to the United States, he has been sued on the said bond, and that execution is now ready to be issued against him, thereupon, for the penalty of twelve hundred dollars.

The condition annexed to the bond given, on taking out a register, is, that the same shall be solely used for the ship or vessel for which it is granted; and shall not be sold, lent, or otherwise disposed of, to any person or persons whomsoever; and that, if any foreigner, or any person or persons, for the use and benefit of a foreigner, shall purchase such ship, that the register shall be returned.

But where a sale is made to a citizen of the United States, no forfeiture of the bond can take place merely by such sale, and neglecting to return the register.

If, therefore, the facts are truly stated in the petition, the petitioner was not liable to a suit on his bond.

It appears that Messieurs Wardlow and Silva, are, and were at the time of the said sale, citizens of the United States; whether Mr. Sarmento was, or not, does not appear; nor does it appear whether any defence was made in the suit brought on the petitioner's bond. It being a proper case, however, for judicial decision, it does not seem to merit the interposition of Congress.

Application was made for relief to the Secretary of the Treasury, under the act authorising him to remit fines and penalties incurred under the revenue laws, but no relief was granted. It is presumed, from the favorable statement of the case, made by the district judge, and the documents by which the secretary declared that he should not remit the penalty, that it was on the account that his power to remit fines and penalties was considered as not extending to penalties incurred under the registering act.

A bill is reported, and now before the House, extending the powers of the Secretary to penalties incurred under this act, which, if it should receive the sanction of the Legislature, will embrace the case of the petitioner, and will enable him to obtain a remission, if he is justly entitled to it.

Under this view of the case, the Committee are of opinion that no special legislative interference is proper therein, and that the prayer of the petition ought not to be granted.

5th CONGRESS.]

No. 40.

[2d SESSION.

## IMPORTS FOR THE YEAR ENDING SEPTEMBER 30, 1796.

COMMUNICATED TO THE SENATE, JANUARY 9, 1798.

TREASURY DEPARTMENT, *January 8, 1798.*

SIR:

I have the honor to transmit a statement of the goods, wares, and merchandise, imported into the United States, during the year prior to the first day of October, 1796, exhibiting the quantities or value of the said goods, wares, or merchandise, and the foreign countries from which imported. Also, a statement of the tonnage of vessels entered in the ports of the United States, during the period aforesaid.

The statement of exports required by the order of the Senate, is preparing and will also be transmitted as soon as possible.

I have the honor to be, with great respect, sir, your obedient servant,

OLIVER WOLCOTT, *Secretary of the Treasury.*

The Hon. the PRESIDENT of the Senate of the United States.

*A General Statement of Goods, Wares, and Merchandise, imported into the United States, from Foreign Countries, commencing the 1st of October, 1795, and ending the 30th of September, 1796.*

FROM WHENCE IMPORTED.	GOODS SUBJECT TO DUTIES AD VALOREM.						
	At 10 per cent.	At 11 per cent.	At 12½ per cent.	At 13¾ per cent.	At 15 per cent.	At 16½ per cent.	At 20 per cent.
	Value of Goods.	Value of Goods.	Value of Goods.	Value of Goods.	Value of Goods.	Value of Goods.	Value of Goods.
	Dollars.						
Russia, - - - - -	598,443	12,280	10,450	-	11,068	5,310	174
Sweden, - - - - -	57,836	-	-	-	48	-	118
Swedish West Indies, - - - - -	8,333	89	3,722	42,775	2,065	382	-
Total, - - - - -	66,169	89	3,722	42,775	2,113	382	118
Denmark and Norway, - - - - -	197,316	33,941	1,794	-	7,823	245	1,746
Danish West Indies, - - - - -	13,449	1,948	2,923	19	6,955	1,314	125
Total, - - - - -	210,765	35,839	4,717	19	14,778	1,559	1,871
United Netherlands, - - - - -	356,308	9,919	87,626	2,308	170,280	4,580	36,902
Dutch West Indies and American Colonies, - - - - -	23,351	1,234	1,983	-	4,656	29	451
Cape of Good Hope, - - - - -	512	5	41	1,440	6,084	20	-
Dutch East Indies, - - - - -	378	-	-	-	49,640	-	-
Total, - - - - -	308,549	11,158	89,650	3,748	230,660	4,629	37,353
England, Man, and Berwick, - - - - -	14,861,791	340,260	5,348,405	144,659	5,977,469	130,752	139,516
Scotland, - - - - -	727,577	3,966	445,143	118	114,837	2,310	3,243
Ireland, - - - - -	1,712,083	69,717	101,564	665	28,633	761	39,768
Gibraltar, - - - - -	689	-	1,509	-	17,311	453	-
Guernsey, Jersey, Sark, and Alderney, - - - - -	132	-	-	-	205	12	-
British East Indies, - - - - -	1,552,660	18,793	248,477	48	5,693	2,265	-
British West Indies, - - - - -	19,137	6,695	6,835	1,991	97,343	16,924	320
British African Ports, - - - - -	15,935	-	3,800	-	24,271	-	-
Newfoundland and fisheries, - - - - -	-	10,057	-	-	-	209	-
British American colonies, - - - - -	24,945	152,956	1,732	1,353	8,167	16,182	758
Total, - - - - -	18,914,949	602,444	6,157,465	148,834	6,273,929	169,859	183,605
Imperial Ports, - - - - -	13	-	-	-	20	-	-
Hamburg and other Hanse Towns, - - - - -	1,070,289	231,835	147,641	25,168	235,252	25,216	89,221
France, - - - - -	198,231	44,498	22,412	1,899	125,248	16,400	4,308
French West Indies, - - - - -	32,578	8,069	11,416	442	27,832	4,737	447
Bourbon and Mauritius, - - - - -	105,561	8,686	27,063	3,478	7,948	3,564	-
Total, - - - - -	336,370	61,253	60,891	5,819	161,028	24,701	4,755
Spain, - - - - -	17,480	39,708	29	5,037	80,395	39,227	4
Teneriffe and other Canaries, - - - - -	27,500	-	919	-	97	-	10
Honduras, Campeachy, &c. - - - - -	46	-	-	-	100	-	11
Spanish West Indies, - - - - -	8,285	1,337	1,699	57	10,743	466	268
Floridas and Louisiana, - - - - -	34,079	1,565	6	-	4,964	125	-
Other Spanish American Colonies, - - - - -	-	-	-	-	-	-	-
Total, - - - - -	87,390	42,610	2,653	5,094	96,299	39,818	293
Portugal, - - - - -	40,220	374	12,593	-	55,007	2,339	3,682
Madeira, - - - - -	1,196	20	218	-	1,334	147	567
Fayal and the other Azores, - - - - -	725	-	80	33	1,927	33	-
Cape de Verd Islands, - - - - -	2,420	-	-	-	58	62	17
Coast of Brazil, - - - - -	-	477	-	-	-	7,940	-
Total, - - - - -	44,561	871	12,891	33	58,326	10,521	4,267
Italian Ports, - - - - -	1,213	30,259	-	630	6,484	40,679	-
China and East Indies, generally, - - - - -	199,290	-	693,855	-	127,252	-	93
West Indies, generally, - - - - -	50	-	-	-	-	-	-
Africa, generally, - - - - -	2,280	1,754	23,501	-	477	15	29
Uncertain ports, - - - - -	118	1,740	534	-	178	-	-
Grand Total, - - - - -	21,912,449	1,032,182	7,207,970	232,120	7,217,864	322,689	321,779



## STATEMENT OF IMPORTS—Continued.

FROM WHENCE IMPORTED.	DUTIES AD VALOREM.			ARTICLES PAYING SPECIFIC DUTIES.			
	At 22 per cent.	At 40 per cent.	At 44 per cent.	WINES.			
	Value of Goods.	Value of Goods.	Value of Goods.	Madeira.	Burgundy & Champaign.	Sherry.	All other.
	Dollars.			Gallons.			
Russia, - - - -	-	-	-	-	-	-	170
Sweden, - - - -	-	-	-	-	-	-	-
Swedish West Indies, - - - -	15	-	-	2,003	28	839	1,152
Total, - - - -	15	-	-	2,003	28	839	1,152
Denmark and Norway, - - - -	-	-	-	-	-	-	318
Danish West Indies, - - - -	-	162	-	6,918	-	865	4,292
Total, - - - -	-	162	-	6,918	-	865	4,610
United Netherlands, - - - -	1,955	-	-	3,264	9	-	3,240
Dutch West Indies and American Colonies, - - - -	-	615	-	47,387	110	1,460	4,924
Cape of Good Hope, - - - -	-	298	-	-	-	-	2,608
Dutch East India Islands, - - - -	-	-	-	-	-	-	-
Total, - - - -	1,955	913	-	50,651	119	1,460	10,772
England, Man, and Berwick, - - - -	2,692	4,948	-	1,155	129	562	45,067
Scotland, - - - -	81	-	-	-	-	55	60
Ireland, - - - -	-	-	-	-	-	-	247
Gibraltar, - - - -	-	2,746	-	-	-	96	9,190
Guernsey, Jersey, Sark, and Alderney, - - - -	-	-	-	-	200	-	104
British East Indies, - - - -	-	-	-	5,798	-	-	207
British West Indies, - - - -	-	10,954	964	1,250	-	502	15,695
British African Ports, - - - -	-	-	-	1,069	-	-	1,547
Newfoundland and fisheries, - - - -	-	-	-	-	-	-	-
British American colonies, - - - -	861	539	4,409	3,301	20	42	36,508
Total, - - - -	3,634	19,187	5,373	12,573	349	1,257	108,625
Imperial Ports, - - - -	-	-	-	-	-	-	-
Hamburg, Bremen, and other Hanse Towns, - - - -	4,550	19	333	40	-	-	42,959
France, - - - -	1,208	96,650	76,135	361	1,071	-	404,312
French West Indies, - - - -	1,891	1,280	96	8,035	-	4,529	7,195
Bourbon and Mauritius, - - - -	-	-	-	192	-	-	46
Total, - - - -	3,099	97,930	76,231	8,588	1,071	4,529	411,553
Spain, - - - -	544	32,816	14,434	-	-	465,784	243,509
Teneriffe and other Canaries, - - - -	-	-	-	5,120	-	-	332,843
Honduras, Campeachy, and Musquito Shore, - - - -	154	581	-	-	-	-	3,098
Spanish West Indies, - - - -	-	-	-	-	-	-	-
Floridas and Louisiana, - - - -	-	-	-	-	-	-	-
Other Spanish American Colonies, - - - -	-	-	-	-	-	-	-
Total, - - - -	698	33,397	14,434	5,120	-	465,784	579,450
Portugal, - - - -	-	5,000	49	3,585	-	3,704	476,736
Madeira, - - - -	-	-	-	263,808	-	-	29,243
Fayal and the other Azores, - - - -	-	2,292	-	-	-	-	39,140
Cape de Verd Islands, - - - -	-	-	-	3,823	-	-	-
Coast of Brazil, - - - -	-	-	-	-	-	-	-
Total, - - - -	-	7,292	49	271,216	-	3,704	545,119
Italian Ports, - - - -	486	2,140	327	-	-	-	55,511
China and East Indies, generally, - - - -	-	8	-	-	-	-	-
West Indies, generally, - - - -	-	-	-	-	-	-	20,233
Africa, generally, - - - -	-	-	-	-	-	-	3,429
Uncertain ports, - - - -	-	-	-	-	-	-	-
Grand Total, - - - -	14,437	161,048	96,747	357,109	1,567	478,438	1,783,583

## STATEMENT OF IMPORTS—Continued.

FROM WHENCE IMPORTED.	ARTICLES PAYING SPECIFIC DUTIES.						TEA. Bohea. Pounds.
	FOREIGN SPIRITS.		U. S. SPIRITS.		Molasses.	Beer, Ale, and Porter.	
	From Grain.	From other Materials.	From Molasses.	From Domestic Produce.			
	Gallons of						
Russia, - - - - -	-	-	-	-	-	360	
Sweden, - - - - -	-	208,778	2,359	144	57,524		
Swedish West Indies, - - - - -	-	208,778	2,359	144	57,524		
Total, - - - - -	-	208,778	2,359	144	57,524		
Denmark and Norway, - - - - -	-	-	-	-	-	40	
Danish West Indies, - - - - -	-	995,220	-	-	129,615	250	
Total, - - - - -	-	995,220	-	-	129,615	290	
United Netherlands, - - - - -	166,452	425	-	-	-	-	14,571
Dutch West Indies and American Colonies, - - - - -	-	228,138	-	1,888	575,107	12	
Cape of Good Hope, - - - - -	-	1,036	-	-	-	-	
Dutch East India Islands, - - - - -	703	-	-	-	-	-	
Total, - - - - -	167,155	229,599	-	1,888	575,107	12	14,571
England, Man, and Berwick, - - - - -	-	2,677	-	-	-	312,914	1,228
Scotland, - - - - -	-	-	-	-	92	11,886	
Ireland, - - - - -	635	777	-	-	-	2,657	
Gibraltar, - - - - -	-	80,161	-	-	-	-	
Guernsey, Jersey, Sark, and Alderney, - - - - -	-	3,199	-	-	-	-	
British East Indies, - - - - -	107	1,510	-	-	-	-	197
British West Indies, - - - - -	3,089	2,395,247	205	-	94,774	185	
British African Ports, - - - - -	-	-	527	-	202	-	
Newfoundland and fisheries, - - - - -	-	-	-	-	-	-	
British American colonies, - - - - -	4,059	416	-	-	-	953	
Total, - - - - -	7,890	2,483,987	732	-	95,068	328,595	1,425
Imperial Ports, - - - - -	-	6,985	-	-	-	-	
Hamburg and other Hanse Towns, - - - - -	5,079	58,065	-	-	-	12	9,896
France, - - - - -	-	744,922	171	-	-	-	439
French West Indies, - - - - -	180	285,575	2,856	210	2,644,502	-	490
Bourbon and Mauritius, - - - - -	-	-	-	-	-	-	15,780
Total, - - - - -	180	1,030,497	3,027	210	2,644,502	-	16,709
Spain, - - - - -	-	240,838	-	-	-	-	
Teneriffe and the other Canaries, - - - - -	-	36	181	-	-	-	
Honduras, Campeachy, and Musquito Shore, - - - - -	-	-	-	-	-	-	
Spanish West Indies, - - - - -	-	48,999	137	-	1,463,371	-	
Floridas and Louisiana, - - - - -	-	817	-	-	-	-	
Other Spanish American Colonies, - - - - -	-	-	-	-	-	-	
Total, - - - - -	-	290,690	318	-	1,463,371	-	
Portugal, - - - - -	1,921	16,566	-	-	-	801	
Madeira, - - - - -	-	1,802	-	-	-	470	
Fayal and the other Azores, - - - - -	-	6,433	-	-	-	-	
Cape de Verd Islands, - - - - -	-	40	308	-	-	-	
Coast of Brazil, - - - - -	-	-	-	-	-	-	
Total, - - - - -	1,921	24,841	308	-	-	1,271	
Italian Ports, - - - - -	-	70,302	-	-	-	-	
China and East Indies, generally, - - - - -	-	17	-	-	-	-	1,821,934
West Indies, generally, - - - - -	-	2,209	-	-	-	-	
Africa, generally, - - - - -	220	695	-	-	-	-	
Uncertain ports, - - - - -	-	13,264	-	-	4	-	
Grand Total, - - - - -	182,445	5,415,049	6,744	2,242	4,965,191	330,540	1,864,535

## STATEMENT OF IMPORTS—Continued.

FROM WHENCE IMPORTED.	ARTICLES PAYING SPECIFIC DUTIES.						
	TREAS.			Coffee.	Cocoa.	Chocolate.	SUGAR.
	Sou-chong, &c.	Hyson, &c.	Other Green.				Brown.
Pounds.							
Russia, - - - - -							
Sweden, - - - - -	5						
Swedish West Indies, - - - - -	462		2	314,140	32,651	-	2,102,810
Total, - - - - -	467		2	314,140	32,651	-	2,102,810
Denmark and Norway, - - - - -			6				
Danish West Indies, - - - - -	224		48	961,706	20,004	12	11,308,533
Total, - - - - -	224		54	961,706	20,004	12	11,308,533
United Netherlands, - - - - -			47			10	
Dutch West Indies and American Colonies, - - - - -	158			7,751,453	198,356	42	6,084,963
Cape of Good Hope, - - - - -	135	143	196				98,563
Dutch East India Islands, - - - - -	326			80			132,048
Total, - - - - -	619	143	243	7,751,513	198,356	52	6,315,574
England, Man, and Berwick, - - - - -	1,106	497	608	701		42	
Scotland, - - - - -	304						
Ireland, - - - - -							
Gibraltar, - - - - -							
Guernsey, Jersey, Sark, and Alderney, - - - - -							
British East Indies, - - - - -	67	3,201	69	1,746			2,961,104
British West Indies, - - - - -	1,097	142		4,480,463	80,880	6	10,100,441
British African Ports, - - - - -	55			206			1,053
Newfoundland and Fisheries, - - - - -							
British American Colonies, - - - - -				10,205			2,595
Total, - - - - -	2,629	3,840	677	4,493,321	80,880	48	13,065,193
Imperial Ports, - - - - -							
Hamburg, Bremen, and other Hanse Towns, - - - - -							528
France, - - - - -	736						
French West Indies, - - - - -	500	570		44,688,310	907,552	57	21,545,234
Bourbon and Mauritius, - - - - -	7,592	41,971	18,148	2,201,787			194,830
Total, - - - - -	8,828	42,541	18,148	46,890,097	907,552	57	21,740,064
Spain, - - - - -				100	957	23	
Teneriffe and the other Canaries, - - - - -							
Honduras, Campeachy, & Musquito Shore, - - - - -							
Spanish West Indies, - - - - -	178			681,986	51	212	3,415,996
Floridas and Louisiana, - - - - -				1,422			22,259
Other Spanish American Colonies, - - - - -				489			
Total, - - - - -	178			683,997	1,008	235	3,438,255
Portugal, - - - - -				138			
Madeira, - - - - -							
Fayal and the other Azores, - - - - -				137			
Cape de Verd Islands, - - - - -							
Coast of Brazil, - - - - -							
Total, - - - - -				275			
Italian Ports, - - - - -							
China and East Indies, generally, - - - - -	82,882	244,001	220,955				542,545
West Indies, generally, - - - - -				12,768			52,932
Africa, generally, - - - - -		117		1,851			1,233
Uncertain ports, - - - - -				31,333			216
Grand Total, - - - - -	95,827	290,642	240,079	61,141,051	1,240,451	404	58,567,883

## STATEMENT OF IMPORTS—Continued.

FROM WHENCE IMPORTED.	ARTICLES PAYING SPECIFIC DUTIES.						
	SUGAR.		CANDLES.		Cheese.	Soap.	Pepper.
	Loaf.	All other.	Tallow.	Wax, &c.			
	Pounds of.						
Russia, - - - - -	-	-	284,574	-	-	127,896	-
Sweden, - - - - -	-	-	-	-	-	-	-
Swedish West Indies, - - - - -	-	14,861	1,386	-	-	427	152
Total, - - - - -	-	14,861	1,386	-	-	427	152
Denmark and Norway, - - - - -	-	-	11,371	-	-	3,245	-
Danish West Indies, - - - - -	-	34,125	-	-	-	6,984	3
Total, - - - - -	-	34,125	11,371	-	-	10,229	3
United Netherlands, - - - - -	218	-	-	126	296,158	3,348	4,901
Dutch West Indies and American colonies, - - - - -	-	-	-	152	-	4,751	-
Cape of Good Hope, - - - - -	-	-	-	-	-	-	-
Dutch East India Islands, - - - - -	-	-	-	-	-	-	401,294
Total, - - - - -	218	-	-	278	296,158	8,099	406,195
England, Man, and Berwick, - - - - -	28,773	-	16,576	3,204	96,381	28,364	31,948
Scotland, - - - - -	-	-	4,408	-	3,415	9,796	56
Ireland, - - - - -	957	-	8,553	-	1,413	10,893	-
Gibraltar, - - - - -	-	-	-	-	385	56,520	-
Guernsey, Jersey, Sark and Alderney, - - - - -	-	-	-	-	-	-	-
British East Indies, - - - - -	-	2,315	-	-	-	-	734,067
British West Indies, - - - - -	202	60	533	-	94	203	3,423
British African Ports, - - - - -	-	-	-	-	-	-	229
Newfoundland and fisheries, - - - - -	-	-	-	-	-	-	-
British American colonies, - - - - -	24	-	2,016	-	344	8,496	-
Total, - - - - -	29,956	2,375	32,086	3,204	102,032	114,272	769,723
Imperial Ports, - - - - -	-	-	-	-	-	-	-
Hamburg, Bremen, and other Hanse Towns, - - - - -	20	-	22,343	1,102	70,904	242,618	557
France, - - - - -	-	-	426	2,241	207	1,260	1,179
French West Indies, - - - - -	162	261,316	-	3,066	5,271	6,604	510
Bourbon and Mauritius, - - - - -	-	59	-	-	-	-	151,897
Total, - - - - -	162	261,375	426	5,307	5,478	6,864	153,586
Spain, - - - - -	-	-	-	-	1,745	140,531	589
Teneriffe and the other Canaries, - - - - -	-	-	-	-	-	-	-
Honduras, Campeachy, & Musquito Shore, - - - - -	-	-	-	-	-	-	-
Spanish West Indies, - - - - -	78	545,502	-	60	-	3,148	2
Floridas and Louisiana, - - - - -	-	4,780	-	-	-	-	-
Other Spanish American colonies, - - - - -	-	-	-	-	-	-	-
Total, - - - - -	78	550,282	-	60	1,745	143,679	591
Portugal, - - - - -	-	-	-	1,312	260	-	322
Madeira, - - - - -	-	-	-	-	-	-	-
Fayal and the other Azores, - - - - -	-	-	-	-	-	419	257
Cape de Verd Islands, - - - - -	-	-	-	-	-	-	-
Coast of Brazil, - - - - -	-	-	-	-	-	-	-
Total, - - - - -	-	-	-	1,312	260	419	579
Italian Ports, - - - - -	-	-	7,073	-	810	264,466	-
China, and East Indies, generally, - - - - -	-	-	-	-	-	-	-
West Indies, generally, - - - - -	-	7,819	-	-	-	-	-
Africa, generally, - - - - -	-	-	25	-	24	82	-
Uncertain ports, - - - - -	-	-	-	-	-	-	-
Grand Total, - - - - -	30,434	870,837	359,284	11,263	477,411	919,051	1,331,386

## STATEMENT OF IMPORTS—Continued.

FROM WHENCE IMPORTED.	ARTICLES PAYING SPECIFIC DUTIES.						
	Pimento.	Tobacco.	Snuff.	Indigo.	Cotton.	Nails and Spikes.	Bar, and other Lead.
	Pounds of.						
Russia, - - - -							
Sweden, - - - -					69,688	-	2,405
Swedish West Indies, - - - -							
<b>Total,</b> - - - -					69,688		2,405
Denmark and Norway, - - - -				348			21,166
Danish West Indies, - - - -		142	11	3	93,125	2,662	697
<b>Total,</b> - - - -		142	11	351	93,125	2,662	21,863
United Netherlands, - - - -		60		99		49,837	4,205
Dutch West Indies and American Colonies, - - - -		5,314	165	647	904,914		3,744
Cape of Good Hope, - - - -							
Dutch East-India Islands, - - - -							
<b>Total,</b> - - - -		5,374	165	746	904,914	49,837	7,949
England, Man, and Berwick, - - - -	188	408	192	401	195	2,794,369	1,512,043
Scotland, - - - -			30			189,679	1,566
Ireland, - - - -			7			227	9,996
Gibraltar, - - - -							
Guernsey, Jersey, Sark, and Alderney, - - - -							
British East Indies, - - - -		46		285	810		
British West Indies, - - - -	862,732	2,990		3,054	120,902		27,541
British African Ports, - - - -							560
Newfoundland and fisheries, - - - -							
British American colonies, - - - -			20			1,129	1,275
<b>Total,</b> - - - -	862,920	3,444	249	3,740	121,907	2,985,404	1,552,981
Imperial Ports, - - - -							
Hamburg, Bremen, and other Hanse Towns, - - - -		27	100	382		1,063	298,032
France, - - - -	6,439		2,420	62		13,291	
French West Indies, - - - -	1,086	678	67	23,904	1,994,595	21,182	192,756
Bourbon and Mauritius, - - - -				322,446	638,308		
<b>Total,</b> - - - -	7,525	678	2,487	346,412	2,632,903	34,473	192,756
Spain, - - - -			1		49		
Teniffe and the other Canaries, - - - -							
Honduras, Campeachy, and Musquito shore, - - - -	2,713			656			
Spanish West Indies, - - - -	26,690	24,194	18	3,436	231,810	15	830
Floridas and Louisiana, - - - -	969	6,577		126,221	43,376		
Other Spanish American Colonies, - - - -					75,058		
<b>Total,</b> - - - -	30,372	30,771	19	130,313	350,293	15	830
Portugal, - - - -	1,078			299	1,716		
Madeira, - - - -							
Fayal and the other Azores, - - - -					874		
Cape de Verd Islands, - - - -					110		
Coast of Brazil, - - - -							
<b>Total,</b> - - - -	1,078			299	2,700		
Italian Ports, - - - -							
China and East Indies, generally, - - - -							
West Indies, generally, - - - -	384	33					
Africa, generally, - - - -							
Uncertain ports, - - - -					817		
<b>Grand Total,</b> - - - -	902,279	40,469	3,031	482,243	4,176,3	3,073,454	2,076,816

## STATEMENT OF IMPORTS—Continued.

FROM WHENCE IMPORTED.	ARTICLES PAYING SPECIFIC DUTIES.							Salt.
	Steel, un- wrought.	Hemp.	Cables.	Tarred Cordage.	Untarred Cordage & Yarn.	Twine & Pack- thread.	Glauber Sulfs.	
	Cwt.							
Russia, - - - -	-	44,654	1,295	8,747				
Sweden, - - - -	142	-	-	-	-	-	-	226,844
Swedish West Indies, - - - -	-	-	-	-	-	-	-	226,844
Total, - - - -	142	-	-	-	-	-	-	226,844
Denmark and Norway, - - - -	211	16,323	669	375	1	113	-	3,790,057
Danish West Indies, - - - -	-	-	-	-	-	-	-	3,790,057
Total, - - - -	211	16,323	669	375	1	113	-	3,790,057
United Netherlands, - - - -	1,156	-	39	1,040	-	104	-	464,348
Dutch West Indies, - - - -	-	-	-	-	-	-	-	464,348
Cape of Good Hope, - - - -	-	-	-	-	-	-	-	464,348
Dutch East India Islands, - - - -	-	-	-	-	-	-	-	464,348
Total, - - - -	1,156	-	39	1,040	-	104	-	464,348
England, Man, and Berwick, - - - -	4,650	1,123	198	608	775	1,997	795	24,148,558
Scotland, - - - -	55	-	-	-	213	8	90	418,744
Ireland, - - - -	-	-	-	-	-	4	-	897,765
Gibraltar, - - - -	-	-	-	9	-	-	-	30,459,176
Guernsey, Jersey, Sark, and Alderney, - - - -	-	62	-	-	6	2	-	418,744
British East Indies, - - - -	-	-	-	-	-	-	-	6,720
British West Indies, - - - -	-	-	-	-	-	-	-	107,357
British African Ports, - - - -	-	-	-	-	-	-	-	6,720
Newfoundland and Fisheries, - - - -	-	-	-	-	1	16	3	107,357
British American colonies, - - - -	226	-	-	38	-	-	-	56,038,320
Total, - - - -	4,931	1,185	198	655	995	2,027	888	56,038,320
Imperial Ports, - - - -	-	-	-	-	-	-	-	155,220
Hamburg, Bremen, and other Hanse Towns, - - - -	584	9,500	135	300	13	49	-	43,500
France, - - - -	-	1	-	62	-	-	-	2,724,089
French West Indies, - - - -	-	-	-	-	-	-	4	1,093,261
Bourbon and Mauritius, - - - -	-	-	-	-	-	-	-	3,817,350
Total, - - - -	-	1	-	62	-	-	4	3,817,350
Spain, - - - -	-	-	-	52	-	-	3	7,016,153
Teneriffe and other Canaries, - - - -	-	-	-	-	-	-	-	86,191
Honduras, Campeachy, and Musquito Shore, - - - -	-	-	-	-	-	-	-	86,191
Spanish West Indies, - - - -	-	-	-	-	-	-	-	86,191
Floridas and Louisiana, - - - -	-	-	-	-	-	-	-	86,191
Other Spanish American colonies, - - - -	-	-	-	-	-	-	-	86,191
Total, - - - -	-	-	-	52	-	-	3	7,102,344
Portugal, - - - -	-	-	68	1	-	-	-	50,442,604
Madeira, - - - -	-	-	-	-	-	-	-	22,040
Fayal and the other Azores, - - - -	-	-	-	-	-	-	-	75,928
Cape de Verd Islands, - - - -	-	-	-	-	-	-	-	9,593,682
Coast of Brazil, - - - -	-	-	-	-	-	-	-	9,593,682
Total, - - - -	-	-	68	1	-	-	-	60,154,254
Italian Ports, - - - -	-	-	-	-	-	1	-	82,800
China and East Indies, generally, - - - -	-	-	-	-	-	-	-	82,800
West Indies, generally, - - - -	-	-	-	-	-	-	-	82,800
Africa, generally, - - - -	-	-	-	-	-	-	-	262,088
Uncertain ports, - - - -	-	-	-	-	-	-	-	262,088
Grand Total, - - - -	7,024	71,663	2,404	11,232	1,009	2,294	895	132,117,125

STATEMENT OF IMPORTS—Continued.

FROM WHENCE IMPORTED.	ARTICLES PAYING SPECIFIC DUTIES.							
	Salt.	Coal.	Boots.	Shoes & Slippers of Silk.	All other Shoes, &c. for Men and Women.	All other Shoes and Slippers for Children.	Wool & Cotton Cards.	Playing Cards.
	Bushels.				Pairs.		Dozens.	Packs.
Russia, - - - -	-	-	12	-	134	16		
Sweden, - - - -								
Swedish West Indies, - - - -	24,255	-	7					
Total, - - - -	24,255	-	7					
Denmark and Norway, - - - -					2			
Danish West Indies, - - - -	16,744	-	-	-				
Total, - - - -	16,744	-	-	-	2			
United Netherlands, - - - -			29	-	124	5		15,840
Dutch West Indies and American Colonies, - - - -	7,577	-	2	10	409			
Cape of Good Hope, - - - -								
Dutch East India Islands, - - - -								
Total, - - - -	7,577	-	31	10	533	5	-	15,840
England, Man, and Berwick, - - - -	641,208	112,003	589	840	58,609	17,314	250	8,733
Scotland, - - - -		19,340	140	9	2,591	39	26	
Ireland, - - - -	1,306	53,864	197	-	1,664	212		
Gibraltar, - - - -	5,857							
Guernsey, Jersey, Sark, and Alderney, - - - -								
British East Indies, - - - -					3,423			
British West Indies, - - - -	185,521	2,235	27	130	556			
British African Ports, - - - -								
Newfoundland and fisheries, - - - -								
British American colonies, - - - -	6,510	1,761	1	242	178	-	-	12
Total, - - - -	840,402	189,203	954	1,221	67,021	17,565	276	8,745
Imperial Ports, - - - -								
Hamburg, Bremen, and other Hanse Towns, - - - -	4,875	1,620	136	-	1,103	959	-	20,730
France, - - - -	15,848	968	158	2,984	33,774	427	-	286
French West Indies, - - - -	23,855	6,733	24	-	1,647	-	-	24
Bourbon and Mauritius, - - - -								
Total, - - - -	39,703	7,701	182	2,984	35,421	427	-	310
Spain, - - - -	134,977							
Teneriffe and other Canaries, - - - -	11,649	502						
Honduras, Campeachy, and Musquito Shore, - - - -	4,906	605						
Spanish West Indies, - - - -								
Floridas and Louisiana, - - - -								
Other Spanish American Colonies, - - - -								
Total, - - - -	151,532	1,107						
Portugal, - - - -	437,054	264	10	12	1,160			
Madeira, - - - -			1		4			
Fayal and the other Azores, - - - -								
Cape de Verd Islands, - - - -	89,584							
Coast of Brazil, - - - -								
Total, - - - -	526,638	264	11	13	1,164			
Italian Ports, - - - -	4,962				1,279			
China and East Indies, generally, - - - -				18	4	4		
West Indies, generally, - - - -								
Africa, generally, - - - -								
Uncertain ports, - - - -								
Grand Total, - - - -	1,616,688	199,895	1,333	4,245	106,661	18,976	276	45,625

NOTE.—It is to be observed, that the importations from *Uncertain Ports*, consist chiefly of goods saved from vessels which were wrecked upon the coast.

5th CONGRESS.]

No. 41.

[2d SESSION.]

## REGISTERED SEAMEN.

COMMUNICATED TO THE HOUSE OF REPRESENTATIVES, MARCH 1, 1798.

Report of the Secretary of State to the House of Representatives of the United States.

In obedience to their resolve of the 29th of November last, which was received on the 9th instant, the Secretary of State lays before the House of Representatives, an abstract of all the returns of registered American seamen, and of the protests and returns\* respecting impressed seamen since the 17th of February, 1797, (the date of his last report,) transmitted to him by the collectors of the different ports, pursuant to the directions of the act for the relief and protection of American seamen; and copies or abstracts of such communications from the agents employed by virtue of the said act, in foreign ports, as have been received.

To these the Secretary adds sundry important communications, on the same subject, from Mr. King, the Minister of the United States at London.

TIMOTHY PICKERING.

DEPARTMENT OF STATE, February 27th, 1798.

*An Abstract of the returns made to the Secretary of State, by the Collectors of the Customs, of Seamen registered under the act, entitled "An act for the relief and protection of American Seamen."*

FOR THE QUARTER ENDING OF SEPTEMBER 30, 1796.

STATES.	DISTRICT.	Citizens by birth.	Citizens by residence.	Citizens by naturalization.	Born out of the United States of parents who were citizens of the United States.	Aggregate of each district.	Total.
New Hampshire,	Portsmouth,	57	5	.	.	62	62
Massachusetts,	Penobscot,	18	.	.	.	18	
"	Machias,	7	.	.	.	7	
"	Frenchman's Bay,	6	.	.	.	6	
"	Biddeford and Pepperelborough,	22	.	.	.	22	
"	Nantucket,	132	.	.	1	133	
"	York,	31	.	.	.	31	
"	New Bedford,	59	4	.	.	63	
"	Dighton,	14	.	.	.	14	
"	Plymouth, †	38	.	.	.	38	
"	Portland and Falmouth,	29	1	.	.	30	
"	Ipswich,	9	.	.	.	9	
"	Gloucester,	31	3	.	3	37	
"	Newburyport,	217	3	2	.	222	
"	Salem and Beverly,	156	4	.	.	160	
"	Bath,	8	1	.	.	9	
Rhode Island,	Providence,	94	.	.	.	94	151
"	Newport,	57	.	.	.	57	
Connecticut,	New Haven,	24	.	.	.	24	62
"	New London,	181	6	.	.	187	
"	Middletown,	62	.	.	.	62	
New York,	Hudson,	2	.	.	.	2	273
Pennsylvania,	Pennsylvania,	265	11	13	1	290	2
Maryland,	Baltimore,	262	11	2	.	275	290
Virginia,	Alexandria,	38	.	2	.	40	275
"	South Quay,	0	.	.	.	0	
"	Bermuda Hundred,	8	.	.	.	8	
"	York Town,	0	.	.	.	0	
"	Norfolk and Portsmouth,	236	1	.	.	238	
North Carolina,	Edenton,	16	1	.	.	17	286
"	Washington,	29	.	.	.	29	
Georgia,	Savannah,	5	1	.	.	6	46
							6
							2,190

\* For these, and the papers subsequently referred to, see Foreign Relations, and Communications of the 28th February, 1797, and 1st March, 1798.

† This return extends to October 4th.



## ABSTRACT—Continued.

For the Quarter ending the 31st of December, 1796.

STATE.	DISTRICT.	Citizens by Birth.	Citizens by Residence.	Citizens by Naturalization.	Aggregate of each District.	Total.
New Hampshire,	Portsmouth,	106	-	-	106	106
Massachusetts,	Wiscasset,	78	-	-	78	
	Penobscot,	20	-	-	20	
	Machias,	8	-	-	8	
	Frenchman's Bay,	6	1	-	7	
	Nantucket,	22	-	-	22	
	Biddeford and Pepperelborough,	78	2	-	80	
	Barnstable,	19	-	-	19	
	Plymouth,	38	-	-	38	
	Ipswich,	9	-	-	9	
	York,	35	-	-	35	
	Bath,	40	-	-	40	
	Dighton,	31	-	-	31	
	Salem and Beverly,	156	10	-	166	
	Newburyport,	120	1	-	121	
	Portland and Falmouth,	129	3	-	132	
	Gloucester,	70	-	-	70	
	Marblehead,	150	10	-	160	
	New Bedford,	52	-	-	52	
	Boston and Charlestown, from Aug. 8, 1796,	292	230	-	522	1,610
Rhode Island,	Providence,	101	-	-	101	294
	Newport,	193	-	-	193	
Connecticut,	New London,	239	7	-	246	347
	New Haven,	65	1	-	66	
	Middletown,	35	-	-	35	
New York,	Hudson,	2	-	-	2	2
Pennsylvania,	Pennsylvania,	396	19	20	435	435
Maryland,	Baltimore,	220	3	4	227	227
Virginia,	Alexandria,	14	-	1	15	208
	South Quay.	-	-	-	-	
	Portsmouth and Norfolk,	171	1	2	174	
	Bermuda Hundred,	1	-	-	1	
	Dumfries, &c.	9	-	-	9	
	York Town.	-	-	-	-	
	Tappahannock,	9	-	-	9	
North Carolina,	Edenton,	1	-	-	1	15
	Wilmington,	6	-	-	6	
	Washington,	7	-	1	8	
Georgia,	Savannah.	3	1	-	4	4
						3,248

For the Quarter ending the 31st of March, 1797.

STATE.	DISTRICT.	Citizens by Birth.	Citizens by Residence.	Citizens by Naturalization.	Aggregate of each District.	Total.
New Hampshire,	Portsmouth,	38	1	1	40	40
Massachusetts,	Bath,	20	-	-	20	
	Penobscot,	7	-	-	7	
	Wiscasset,	58	-	-	58	
	Portland and Falmouth,	100	2	-	102	
	Biddeford and Pepperelborough,	29	-	-	29	
	Newburyport,	94	2	5	101	
	Ipswich,	1	-	-	1	
	Gloucester,	66	-	-	66	
	Salem and Beverly,	75	4	-	79	
	Boston and Charlestown,	135	54	-	189	
	New Bedford,	58	-	-	58	
	Nantucket,	5	-	-	5	
	Dighton,	2	-	-	2	
	Edgartown,	18	-	-	18	
Rhode Island,	Providence,	57	1	-	58	735
	Newport,	123	1	-	124	182

## ABSTRACT—Continued.

For the Quarter ending the 31st of March, 1797.—Continued

STATE.	DISTRICT.	Citizens by birth.	Citizens by residence.	Citizens by naturalization.	Aggregate of each District.	Total.
Connecticut,	New Haven, - - - -	42	2	-	44	131
	New London, - - - -	74	1	-	75	
	Middletown, - - - -	12	-	-	12	
New York,	New York, from Feb. 10 to March 27,	7	-	-	7	72
	Sag Harbor, - - - -	65	-	-	65	
Pennsylvania,	Pennsylvania, - - - -	175	17	2	194	194
Maryland,	Annapolis, - - - -	18	2	-	20	23
	Nanjemoy, - - - -	3	-	-	3	
Virginia,	Dumfries, &c. - - - -	2	-	-	2	186
	Tappahannock, - - - -	8	-	-	8	
	Alexandria, - - - -	16	-	-	16	
	Norfolk and Portsmouth,	139	1	1	141	
	Bermuda Hundred, - - - -	1	-	-	1	
	Folly Landing, - - - -	18	-	-	18	
North Carolina,	Wilmington, - - - -	17	-	-	17	90
	Washington, - - - -	17	-	-	17	
	Newbern, - - - -	33	1	-	34	
	Edenton, - - - -	22	-	-	22	
Georgia,	Savannah, - - - -	37	-	1	38	38
						1,691

For the Quarter ending the 30th of June, 1797.

New Hampshire,	Portsmouth, - - - -	28	2	-	30	30
Massachusetts,	Wiscasset, - - - -	19	-	-	19	
	Penobscot, - - - -	6	-	-	6	
	Bath, - - - -	11	-	-	11	
	Portland and Falmouth,	61	-	-	61	
	Biddeford and Pepperelborough,	11	-	-	11	
	York, - - - -	16	-	-	16	
	Newburyport, - - - -	55	1	1	57	
	Salem and Beverly,	119	2	-	121	
	Ipswich, - - - -	19	-	-	19	
	Boston and Charlestown,	167	58	-	225	
	Gloucester, - - - -	125	2	-	137	
	New Bedford, - - - -	48	-	-	48	
	Plymouth, - - - -	46	-	-	46	
	Nantucket, - - - -	45	-	-	45	
Dighton, - - - -	5	-	-	5		
Rhode Island,	Providence, - - - -	102	3	-	105	194
	Newport, - - - -	87	2	-	89	
Connecticut,	New Haven, - - - -	61	-	-	61	195
	New London, - - - -	117	2	-	119	
	Middletown, - - - -	15	-	-	15	
New York,	New York, - - - -	70	-	2	72	92
	Sag Harbour, - - - -	20	-	-	20	
Pennsylvania,	Pennsylvania, - - - -	426	19	10	455	455
Maryland,	Nanjemoy, - - - -	2	-	-	2	2
Virginia,	Norfolk and Portsmouth,	129	5	2	336	289
	Alexandria, - - - -	36	-	-	36	
	Bermuda Hundred, - - - -	6	-	-	6	
	Tappahannock, - - - -	10	-	1	11	
	Dumfries, &c. - - - -	-	-	-	-	
North Carolina,	South Quay, - - - -	-	-	-	-	
	Yorktown, - - - -	-	-	-	-	
	Newbern, - - - -	34	4	-	38	
North Carolina,	Washington, - - - -	29	-	-	29	94
	Edenton, - - - -	26	1	-	27	
Georgia,	Savannah, - - - -	11	-	1	12	12
						2,190

For the Quarter ending the 30th September, 1797.

STATE.	DISTRICT.	Citizens by birth.	Citizens by residence.	Citizens by naturalization.	Aggregate of each District.	Total.
New Hampshire,	Portsmouth,	35	-	-	35	35
Massachusetts,	Wiscasset,	42	-	-	42	
	Penobscot,	13	-	-	13	
	Bath,	15	-	-	15	
	Portland and Falmouth,	86	-	-	86	
	Biddeford and Pepperelborough,	23	-	-	23	
	York,	8	-	-	8	
	Newburyport,	40	2	2	44	
	Gloucester,	28	-	-	28	
	Ipswich,	2	-	-	2	
	Salem and Beverly,	72	3	-	75	
	Nantucket,	141	-	-	141	
	Dighton,	5	-	-	5	
Rhode Island,	Providence,	48	1	-	49	482
	Newport,	65	1	-	66	
Connecticut,	New London,	98	-	-	98	115
	Middletown,	13	1	-	14	
New York,	New York,	528	17	8	553	112
Pennsylvania,	Pennsylvania,	238	9	8	255	553
Maryland,	Nanjemoy,	-	-	-	-	255
Virginia,	Norfolk and Portsmouth,	147	-	1	148	
	Alexandria,	10	-	1	11	
	Bermuda Hundred,	2	1	-	3	
	Tappahannock,	9	-	-	9	
	South Quay,	-	-	-	-	
	Dumfries, &c.	-	-	-	-	
	York Town,	-	-	-	-	
North Carolina,	Newbern,	17	1	-	18	171
	Edenton,	17	2	-	19	
	Washington,	26	-	2	28	
Georgia,	Savannah,	12	-	1	13	65
						13
						1,801

For the Quarter ending the 31st of December, 1797.

New Hampshire,	Portsmouth,	61	-	-	61	61
Massachusetts,	Penobscot,	1	-	-	1	
	Portland and Falmouth,	81	-	-	81	
	Biddeford and Pepperelborough,	32	-	-	32	
	York,	11	-	-	11	
	Newburyport,	41	-	3	44	
	Gloucester,	44	-	-	44	
	Salem and Beverly,	119	2	-	121	
	Ipswich,	9	-	-	9	
	Barnstable,	35	-	-	35	
	Dighton,	11	-	-	11	
	Frenchman's Bay,	4	-	-	4	
Rhode Island,	Providence,	121	1	1	123	393
	Newport,	101	-	1	102	
Connecticut,	New Haven,	59	-	-	59	225
	New London,	104	2	-	106	
	Middletown,	20	-	-	20	
New York,	New York,	670	16	15	701	185
	Hudson,	29	1	-	30	
Pennsylvania,	Pennsylvania,	225	13	10	248	731
Maryland,	Nanjemoy,	1	-	-	1	248
Virginia,	Alexandria,	7	-	1	8	1
	Bermuda Hundred,	3	-	1	4	
North Carolina,	Newbern,	31	-	-	31	12
	Edenton,	7	1	-	8	
	Washington,	1	-	-	1	
						40
						1,896

## SUMMARY OF SEAMEN REGISTERED.

Third Quarter of 1796,	-	-	-	-	-	-	-	2,190
Fourth do. of 1796,	-	-	-	-	-	-	-	3,248
First do. of 1797,	-	-	-	-	-	-	-	1,691
Second do. of 1797,	-	-	-	-	-	-	-	2,190
Third do. of 1797,	-	-	-	-	-	-	-	1,801
Fourth do. of 1797,	-	-	-	-	-	-	-	1,896
								<u>13,016</u>

5th CONGRESS.]

No. 42.

[2d SESSION.]

## EXPORTS FOR THE YEAR ENDING SEPTEMBER 30, 1797.

COMMUNICATED TO THE SENATE, MARCH 5, 1798.

TREASURY DEPARTMENT, *February 5th, 1798.*

SIR:

I have the honor to transmit, herewith, a statement of goods, wares, and merchandise, exported from the United States during one year prior to the 1st of October, 1797, which has been prepared in pursuance of the resolution of the Senate, passed on the 5th of February, 1796.

The foreign goods, wares, and merchandise, included in this statement, are estimated at about twenty-seven millions of dollars.

I have the honor to be, with perfect respect, sir, your obedient servant.

OLLIVER WOLCOTT.

*The Honorable the* PRESIDENT *of the* Senate *of the* United States.

*A General Statement of Goods, Wares, and Merchandise, Exported from the United States, commencing on the 1st October, 1796, and ending on the 30th September, 1797.*

WHITHER EXPORTED.	ASHES.		Apples.	BEER, PORTER, & CIDER.		Beef.	Biscuit, or Ship Bread.	Buck-wheat.	Barley.	Beans.	Bran and Shorts.	Butter.	Boots.	Bricks.	Corn, Indian.	Choco-late.	
	Pot.	Pearl.		In Casks.	In Bottles.												
	Tons.	Barrels.	Gallons.	Dozens.	Barrels.	Kegs.	Bushels.		Pounds.	Pairs.	Number.	Bushels.	Pounds.				
Russia, - - - - -	-	-	77	-	406	3,050	5,108	1,327	-	-	1,238	-	81,066	278	6,800	89,465	1,300
Swedish West Indies, - - - - -	-	-	-	-	-	-	-	-	-	-	-	-	-	-	-	-	-
Denmark and Norway, - - - - -	-	-	-	-	-	-	-	-	-	-	-	-	-	-	-	-	-
Danish West Indies, - - - - -	-	-	273	4,510	1,650	4,829	21,695	6,091	36	-	1,052	144	97,335	616	84,000	140,976	50
United Netherlands, - - - - -	74	51	-	-	-	-	-	-	-	-	-	-	-	-	-	-	-
Dutch West Indies and American Colonies, - - - - -	-	-	112	2,546	332	8,115	3,698	1,565	-	115	1,224	-	198,284	229	144,000	9,855	1,200
England, Man, and Berwick, - - - - -	951	1,100	41	210	-	300	31	-	-	-	-	-	-	-	-	-	-
Scotland, - - - - -	506	460	375	-	-	-	-	-	-	-	-	-	-	-	-	-	-
Ireland, - - - - -	266	241	173	1,850	-	17	27	-	-	-	-	-	-	-	-	-	-
Gibraltar, - - - - -	-	-	-	-	-	-	-	-	-	-	-	-	-	-	-	-	-
Guernsey, Jersey, Sark, and Alderney, - - - - -	-	-	-	-	-	-	-	-	-	-	-	-	-	-	-	-	-
British East Indies, - - - - -	-	-	-	600	160	100	48	-	-	-	-	-	-	-	2,000	-	-
Newfoundland and British Fisheries, - - - - -	-	-	175	-	-	51	2,840	-	100	20	-	-	1,960	-	-	2,746	200
British American colonies, - - - - -	-	-	1,508	1,128	-	38	3,112	370	-	154	-	360	57	6,000	44,552	1,260	-
British West Indies, - - - - -	-	-	545	935	79	5,276	17,636	3,620	100	4,609	5,276	85,810	200	45,750	245,975	-	-
Hamburg, Bremen, and other Hanse Towns, - - - - -	217	100	-	-	-	4	30	-	-	-	-	-	-	-	-	-	1,460
France, - - - - -	177	93	-	-	-	17	29	-	-	50	-	-	-	-	-	-	1,700
French West Indies, - - - - -	-	-	830	18,827	5,332	15,655	12,645	3,568	76	3,768	84	322,667	3,179	90,210	129,678	2,200	-
Bourbon and Mauritius, - - - - -	-	-	-	1,760	-	-	20	150	-	-	-	1,780	-	-	-	-	-
Spain, - - - - -	-	-	-	60	120	2,497	944	300	-	2,551	-	98,964	50	-	17,820	-	-
Teneriffe and other Canaries, - - - - -	-	-	-	60	-	5	-	-	-	-	-	1,608	-	-	9,627	100	-
Honduras, Campeachy, and Musquito Shore, - - - - -	-	-	-	-	-	170	135	60	-	-	-	11,480	-	-	-	-	-
Spanish West Indies, - - - - -	-	-	208	3,858	2,511	3,953	11,931	1,637	-	1,637	-	117,559	1,115	32,000	20,886	140	-
Floridas and Louisiana, - - - - -	-	-	241	8,720	340	550	828	210	-	-	-	24,250	60	40,000	2,020	-	-
Portugal, - - - - -	-	-	1	-	-	490	-	-	-	2,178	-	17,505	-	-	2,775	-	-
Madeira, - - - - -	-	-	-	-	-	104	203	220	-	9	-	18,150	-	-	56,658	-	-
Fayal and the other Azores, - - - - -	-	-	-	-	-	-	15	-	-	40	-	400	-	-	17	-	-
Cape de Verd Islands, - - - - -	-	-	-	-	-	-	-	-	-	-	-	-	-	-	-	-	-
Morocco and Barbary States, - - - - -	-	-	-	-	-	156	-	-	-	-	-	11,970	-	-	-	-	-
Italian Ports, - - - - -	-	-	-	2,100	1,608	1,115	157	95	-	-	-	75,562	-	-	70	-	-
China and East Indies, generally, - - - - -	-	-	540	1,400	256	5,070	3,278	1,824	-	168	683	86,086	693	36,400	28,022	-	-
West Indies, generally, - - - - -	-	-	20	100	-	250	269	102	-	-	36	2,639	-	-	250	-	-
Africa, generally, - - - - -	-	-	-	-	-	-	-	-	-	-	83	-	-	-	500	-	-
Europe, generally, - - - - -	-	-	-	-	-	-	-	-	-	-	-	-	-	-	-	-	-
Northwest Coast of America, - - - - -	-	-	-	-	-	-	-	-	-	-	-	-	-	-	-	-	-
Grand Total, - - - - -	3,191	2,045	5,118	48,664	12,794	51,812	84,679	21,139	136	479	19,312	228	1,255,435	6,477	487,160	804,922	9,610

1798.]

EXPORTS FOR THE YEAR 1797.

377

STATEMENT--Continued.

WHITHER EXPORTED.	Cotton.	Coffee.	Cheese.	Cocoa.	Coals.	CANDLES.			Canvas or Sail Cloth.	Cables and Cordage.	Wool and Cotton Cards.	Copper or Brass and Copper Manufactured.	Coaches & other Carriages.	Flour.	FISH.							
						Wax.	Spermaceti.	Tallow.							Pieces.	Per. 112 Pounds.	Dozens.	Value in dollars.	Barrels.	Dried or Smoked.	Pickled.	
																					Quintals.	Barrels.
	Pounds.				Bushels.	Pounds.						Value in dollars.		Barrels.	Quintals.	Barrels.	Kegs.					
Russia, - - - - -	-	-	-	-	-	-	-	-	-	-	-	-	-	-	-	-	-	-	-			
Swedish West Indies, - - - - -	-	-	-	-	-	-	-	-	-	-	-	-	-	-	-	-	-	-	-			
Denmark and Norway, - - - - -	800	115,818	47,049	-	-	-	5,366	747,010	-	20	-	-	-	25,098	12,468	2,941	435	-				
Danish West Indies, - - - - -	-	36	69,027	-	96	-	5,419	74,151	12	45	-	-	-	-	-	-	-	-	-			
United Netherlands, - - - - -	267,107	14,791,000	-	173,868	-	-	-	-	-	-	-	1,650	5,550	72,682	6,692	5,551	448	-				
Dutch West Indies, and American Colonies, - - - - -	-	-	109,103	-	288	-	30,718	146,852	-	501	-	400	2,564	540	-	-	-	-				
England, Man, and Berwick, - - - - -	1,709,964	2,273,754	-	53,836	-	-	-	6,600	-	-	-	200	-	26,870	49,091	10,900	928	-				
Scotland, - - - - -	100,200	22,751	-	-	-	-	-	-	-	-	-	-	-	70	120	6	-	-				
Ireland, - - - - -	48,525	8,749	-	-	-	-	216	-	-	-	-	-	-	10	-	-	-	-				
Gibraltar, - - - - -	-	-	-	-	-	-	-	-	-	-	-	-	-	1	-	-	-	-				
Guernsey, Jersey, Sark, and Alderney, - - - - -	-	-	-	-	-	-	-	-	-	-	-	-	-	-	-	-	-	-				
British East Indies, - - - - -	-	-	-	-	-	-	-	-	-	-	-	-	-	50	-	-	-	-				
Newfoundland and the British fisheries, - - - - -	-	-	1,200	-	-	-	400	-	-	16	-	-	-	1,833	-	30	-	-				
British American colonies, - - - - -	2,582	370	1,426	-	-	-	-	770	5	36	80	200	9,184	-	-	-	-	-				
British West Indies, - - - - -	-	-	72,357	-	-	-	4,189	31,870	110	200	944	-	79,870	15,297	8,099	721	-	-				
Hamburg, Bremen, and other Hanse Towns, - - - - -	634,714	21,568,788	-	251,602	-	-	-	-	-	-	-	-	488	400	-	-	-	-				
France, - - - - -	995,650	4,100,990	-	117,770	3,900	-	1,201	-	-	-	-	-	256	21,860	64	-	-	-				
French West Indies, - - - - -	-	26	532,616	-	785	1,660	45,065	325,648	112	546	-	2,700	148,774	131,627	29,482	3,665	-	-				
Bourbon and Mauritius, - - - - -	-	-	-	-	-	-	-	-	-	-	-	-	1,964	80	-	-	-	-				
Spain, - - - - -	17,300	448,681	10,948	248,834	-	-	8,765	5,034	-	450	-	50	28,390	83,036	1,324	57	-	-				
Teneriffe and the other Canaries, - - - - -	-	-	600	-	-	-	-	-	-	-	-	-	-	128	20	-	-	-				
Honduras, Campeachy, and Musquito Shore, - - - - -	-	-	2,318	-	-	-	-	2,600	-	-	-	-	4,896	-	357	-	-	-				
Spanish West Indies, - - - - -	-	228	199,368	-	-	344	8,159	54,070	17	2,898	-	9,752	710	65,966	13,393	5,802	275	-				
Floridas and Louisiana, - - - - -	-	-	22,460	-	-	-	-	21,310	908	1,531	-	-	-	8,887	1	141	128	-				
Portugal, - - - - -	10,987	79,434	9,300	-	-	-	-	-	-	-	-	-	-	4,228	2,453	84	-	-				
Madeira, - - - - -	-	500	1,234	-	-	-	2,979	2,615	-	-	1,728	-	-	5,771	2,156	107	-	-				
Payal and the other Azores, - - - - -	-	-	-	-	-	-	590	-	-	-	-	-	-	-	-	-	-	-				
Cape de Verd Islands, - - - - -	-	1,000	-	-	-	-	-	-	-	97	-	-	-	22	-	-	-	-				
Morocco and Barbary States, - - - - -	-	-	-	-	-	-	-	-	-	200	-	-	-	-	-	-	-	-				
Italian Ports, - - - - -	-	1,107,161	-	23,824	-	-	-	-	-	-	-	-	-	1,764	7,426	479	-	-				
China and East Indies, generally, - - - - -	-	-	44,963	-	6,363	-	4,423	-	580	-	-	-	-	1,835	483	269	-	-				
West Indies, generally, - - - - -	-	12	132,740	-	-	1,477	11,160	45,114	-	443	-	-	-	25,293	58,607	4,120	694	-				
Africa, generally, - - - - -	-	2,459	-	-	-	-	1,788	100	-	87	-	-	-	295	698	16	-	-				
Europe, generally, - - - - -	600	-	-	-	-	-	-	-	-	-	-	-	-	596	-	-	-	-				
North West Coast of America, - - - - -	-	130	-	-	-	-	-	-	-	-	-	1,900	-	-	-	-	-	-				
Grand Total, -	3,788,429	44,521,887	1,256,109	875,334	11,432	3,481	130,438	763,744	1,739	7,872	1,824	17,676	9,024	515,633	406,016	69,782	7,351	-				

STATEMENT OF EXPORTS—Continued.

WHITHER EXPORTED.	Furniture, House- hold.	Flaxseed.	Flax.	Gun- powder.	Gensang.	Hats.	Hams and Bacon.	Hair Powder.	Hops.	Hides, Raw.	Horned Cattle.	Horses.	Hogs.	IRON.			
														Fig.	Bar.	Castings.	All other manufac- tures of Iron or Steel.
Russia, - - - - -	-	-	-	-	-	2,580	22,753	3,140	-	-	245	-	162	27	-	-	3,012
Swedish West Indies, - - - - -	190	-	-	-	-	-	-	-	1,000	-	-	-	-	-	-	-	-
Denmark and Norway, - - - - -	-	-	-	-	-	-	-	-	-	-	245	-	-	-	-	-	-
Danish West Indies, - - - - -	7,281	-	-	6,700	-	3,921	152,505	8,325	-	-	161	223	449	20	5	400	8,803
United Netherlands, - - - - -	-	-	-	-	-	-	-	-	-	14,384	-	-	-	12	-	-	-
Dutch West Indies and American colonies, - - - - -	8,021	-	-	-	-	6,693	88,616	14,100	-	-	387	356	195	2	-	697	6,604
England, Man, and Berwick, - - - - -	-	1,085	-	-	2,504	500	1,200	-	-	-	-	-	-	177	-	-	10
Scotland, - - - - -	-	11,418	-	-	-	-	300	-	-	-	-	-	-	-	-	-	-
Ireland, - - - - -	-	194,070	-	-	-	-	-	-	-	-	-	-	-	49	-	-	-
Gibraltar, - - - - -	-	-	-	-	-	-	-	-	-	-	-	-	-	-	-	-	-
Guernsey, Jersey, Sark, and Alderney, - - - - -	-	-	-	-	-	-	-	-	-	-	-	-	-	-	-	-	-
British East Indies, - - - - -	-	-	-	-	-	144	1,300	-	-	-	-	-	-	-	-	-	-
Newfoundland and British Fisheries, - - - - -	-	-	-	-	-	406	1,924	-	-	-	4	-	31	-	2	-	795
British American Colonies, - - - - -	108	-	3,374	-	-	1,360	73,659	917	-	-	795	359	649	56	-	-	1,207
British West Indies, - - - - -	2,100	-	-	-	-	-	-	-	-	92,841	-	-	-	-	-	-	-
Hamburg, Bremen, and other Hanse Towns, - - - - -	-	15,696	-	-	-	-	-	-	-	534	-	-	-	-	-	-	-
France, - - - - -	-	-	-	-	-	-	-	-	-	-	-	-	-	-	-	-	-
French West Indies, - - - - -	2,836	-	-	-	-	17,690	497,129	23,604	-	-	1,359	34	1,006	30	4	1,841	40,249
Bourbon and Mauritius, - - - - -	-	-	-	-	-	360	-	-	-	-	-	-	-	-	-	-	-
Spain, - - - - -	98	-	900	-	-	-	1,040	-	-	287	-	-	-	-	-	-	2,950
Teneriffe and other Canaries, - - - - -	-	-	-	-	-	50	-	-	-	-	-	-	-	-	-	-	-
Honduras, Campeachy, & Musquito Shore, - - - - -	-	-	-	-	-	500	-	-	-	-	-	-	-	-	-	-	780
Spanish West Indies, - - - - -	130	-	-	-	-	2,651	146,650	2,108	-	-	169	99	238	46	96	3,110	23,143
Floridas and Louisiana, - - - - -	944	-	-	-	-	1,250	14,070	4,000	-	-	-	-	-	-	56	11,247	20,410
Portugal, - - - - -	-	-	-	-	-	-	11,838	-	-	-	-	-	-	-	-	-	-
Madeira, - - - - -	-	-	-	-	-	150	9,423	-	-	-	-	-	-	-	3	-	2,690
Fayal and other Azores, - - - - -	-	-	-	-	-	45	-	-	-	-	-	-	-	-	-	-	-
Cape de Verd Islands, - - - - -	49	-	-	-	-	48	-	-	-	-	-	-	-	-	-	16	509
Morocco and Barbary States, - - - - -	-	-	-	-	-	-	-	-	-	-	-	-	-	-	-	-	1,500
Italian Ports, - - - - -	-	-	-	-	-	-	-	-	-	816	-	-	-	-	-	-	-
China, and East Indies, generally, - - - - -	262	-	-	800	1,500	2,900	20,658	-	-	-	-	-	-	140	21	-	15,638
West Indies, generally, - - - - -	-	-	-	-	-	3,335	40,693	2,500	-	-	707	106	754	24	-	4,640	6,049
Africa, generally, - - - - -	-	-	-	-	-	-	250	-	-	-	-	-	-	14	14	50	1,180
Europe, generally, - - - - -	-	-	-	-	-	-	-	-	-	-	-	-	-	-	-	-	-
Northwest Coast of America, - - - - -	-	-	-	-	-	34	-	-	-	-	-	-	-	-	3	-	65
Grand Total, - - - - -	22,019	222,269	4,274	7,500	4,004	44,617	1,084,008	58,694	1,000	108,862	3,827	1,177	3,484	597	204	22,001	135,594

## STATEMENT OF EXPORTS—Continued.

WHITHER EXPORTED.	Indigo.	Lard.	Leather.	Lead and Shot.	MEAL.				Mustard.	Molasses.	Mules.	Medicinal Drugs.	Merchandise, and all articles of goods not otherwise particularly enumerated.	OIL.			Oats.
					Rye.	Indian.	Buckwheat.	Oat.						Linseed.	Spermaceti.	Whale and other fish.	
					Pounds.									Bushels.			
Russia, - - - - -	-	-	-	-	-	-	-	-	-	-	-	220	153,379	-	-	5,100	656
Swedish West Indies, - - - - -	-	35,351	432	-	3,251	36,776	-	655	-	-	-	-	5,800	-	-	60	-
Denmark and Norway, - - - - -	190	-	-	-	-	-	-	-	-	-	-	-	421,499	600	340	11,147	5,106
Danish West Indies, - - - - -	-	61,801	4,404	-	9,088	131,758	48	755	100	15	132	2,620	93,100	-	-	29,650	81
United Netherlands, - - - - -	31,764	-	-	-	-	720	-	-	-	-	-	2,200	447,175	2,818	4,580	42,610	8,524
Dutch West Indies and American Colonies, - - - - -	-	49,105	785	15,851	19,860	8,802	-	-	200	-	433	2,700	64,773	-	8,064	18,798	-
England, Man, and Berwick, - - - - -	34,910	-	-	-	-	-	-	-	-	20,100	-	-	11,060	-	-	-	-
Scotland, - - - - -	-	-	-	-	-	-	-	-	-	-	-	-	28,331	-	-	14,026	-
Ireland, - - - - -	4,280	-	-	-	-	-	-	-	-	31	-	-	-	-	-	-	-
Gibraltar, - - - - -	-	-	-	-	-	-	-	-	-	-	-	-	-	-	-	-	-
Guernsey, Jersey, Sark, and Alderney, - - - - -	-	-	-	-	-	-	-	-	-	-	-	-	10,637	-	-	-	-
British East Indies, - - - - -	-	-	-	-	-	-	-	-	-	-	-	-	1,633	-	-	-	-
Newfoundland and British fisheries, - - - - -	-	120	-	1,600	186	1,593	-	600	-	-	-	-	18,984	526	-	-	-
British American Colonies, - - - - -	2,390	251	962	1,800	1,160	1,615	168	60	-	26,299	-	-	133,929	216	264	5,461	7,445
British West Indies, - - - - -	-	71,522	2,676	1,600	561	45,544	-	-	-	-	357	500	245,042	400	-	10,080	-
Hamburg, Bremen, and other Hanse Towns, - - - - -	73,760	-	-	-	-	-	-	-	-	-	-	5,100	308,750	-	11,592	252,023	-
France, - - - - -	113,343	-	-	4,800	-	-	-	-	-	-	-	-	12,950	-	-	90	-
French West Indies, - - - - -	-	327,333	22,415	-	597	10,701	-	-	250	12	90	5,570	3,175,014	739	312	21,827	8,102
Bourbon and Mauritius, - - - - -	-	2,150	1,000	-	-	-	-	-	-	-	-	-	73,186	-	404	123,733	-
Spain, - - - - -	4,794	16,319	-	-	-	4,230	-	-	-	-	-	-	-	-	-	-	-
Teneriffe and other Canaries, - - - - -	-	80	750	-	-	-	-	-	-	-	-	-	60,538	60	-	-	-
Honduras, Campeachy, & Musquito Shore, - - - - -	-	8,600	-	-	-	-	-	-	-	-	-	-	1,316,012	430	2,000	10,497	850
Spanish West Indies, - - - - -	-	91,666	2,150	19,660	519	2,995	-	-	300	5	-	2,300	554,808	2,850	-	-	-
Floridas and Louisiana, - - - - -	-	890	-	16,200	-	-	-	-	-	-	-	1,900	27,837	-	-	10,270	-
Portugal, - - - - -	-	1,110	-	-	-	-	-	-	-	-	-	920	19,143	-	-	13,869	-
Madeira, - - - - -	-	4,488	1,184	-	643	732	-	-	-	-	-	-	346	-	-	6,552	-
Fayal and other Azores, - - - - -	-	-	-	-	-	-	-	-	-	-	-	-	26,027	-	-	-	-
Cape de Verd Islands, - - - - -	-	-	-	-	-	36	-	-	-	187	-	-	-	-	-	-	-
Morocco, and Barbary States, - - - - -	-	-	-	80,720	-	-	-	-	-	-	-	-	-	-	-	-	-
Italian Ports, - - - - -	1,008	5,120	17,160	-	-	-	-	-	-	-	-	-	37,580	-	-	-	-
China and East Indies, generally, - - - - -	-	26,707	-	163,158	-	-	-	-	-	-	-	-	74,938	300	-	-	-
West Indies, generally, - - - - -	-	28,363	2,351	-	705	9,297	-	1,780	816	5	52	-	418,333	10,820	-	6,598	7,457
Africa, generally, - - - - -	-	535	-	800	-	-	-	-	-	-	-	-	79,334	-	-	34	-
Europe, generally, - - - - -	3,200	-	-	-	-	-	-	-	-	-	-	-	4,120	-	-	-	-
Northwest Coast of America, - - - - -	-	-	4,900	-	-	-	-	-	-	-	-	-	11,198	-	-	-	-
Grand Total, - - - - -	269,639	731,511	61,169	306,189	36,570	254,799	216	3,880	1,666	48,559	1,064	23,110	7,835,456	19,759	27,556	582,425	38,221



STATEMENT OF EXPORTS—Continued.

WHITHER EXPORTED.	Pork.	Pitch.	Poultry.	Peas.	Potatoes.	Rice.	Rye.	Rosin.	SPICES.			SPIRITS.			Shoes and Slippers.	Skins and Furs.	Saddlery.
									Pepper.	Pimento.	All other.	Foreign, from Grain and other Materials.	Domestic, from Foreign Produce.	Domestic, from Home Produce.			
									Barrels.	Dozens.	Bushels.	Tierces.	Bushels.	Barrels.			
Russia, - - - - -	-	-	-	-	-	236	-	-	-	-	-	11,829	6,767	600	7,764	-	-
Swedish West Indies, - - - - -	2,177	86	204	5,800	1,988	727	-	35	-	-	-	-	72,535	-	-	-	-
Denmark and Norway, - - - - -	-	-	-	-	-	1,680	-	-	100	-	-	-	72,535	-	-	-	-
Danish West Indies, - - - - -	7,230	267	279	10,856	6,252	4,042	-	87	11,112	-	1,312	13,546	8,032	1,232	4,661	382	536
United Netherlands, - - - - -	-	-	-	-	-	7,847	-	-	134,660	235,060	32,117	-	607	-	-	13,260	-
Dutch West Indies and American Colonies, - - - - -	3,967	147	131	5,179	4,650	1,779	420	-	9,400	-	1,550	32,894	5,828	4,097	4,463	-	231
England, Man, and Berwick, - - - - -	-	2,414	-	-	-	11,142	-	1,575	5,200	16,000	18,600	86,800	10,461	-	400	166,250	-
Scotland, - - - - -	-	471	-	-	-	47	-	172	-	-	-	-	-	-	-	3,000	-
Ireland, - - - - -	8	554	-	-	-	474	-	1,518	-	-	1,374	35	-	-	-	18,401	-
Gibraltar, - - - - -	-	-	-	-	-	-	-	-	-	-	-	-	-	-	-	-	-
Guernsey, Jersey, Sark, and Alderney, - - - - -	-	-	-	-	-	8	-	-	-	-	-	-	-	-	-	-	-
British East Indies, - - - - -	-	-	-	-	-	-	-	251	-	-	-	-	-	-	-	-	-
Newfoundland and British fisheries, - - - - -	138	20	-	-	-	-	-	3	-	-	-	890	120	-	36	-	-
British American colonies, - - - - -	141	1,563	-	213	-	342	911	61	650	-	-	25,918	14,831	579	1,935	-	466
British West Indies, - - - - -	3,605	494	343	14,849	9,752	3,968	-	141	500	-	-	7,537	2,486	940	2,812	70	12
Hamburg, Bremen, and other Hanse Towns, - - - - -	7	743	-	-	-	7,977	-	542	470,385	50,300	60,394	51,814	75,098	-	-	48,656	-
France, - - - - -	9	-	-	-	6	3,841	-	-	645,238	34,681	21,884	1,191	-	-	-	5,360	-
French West Indies, - - - - -	13,265	203	638	12,729	6,976	5,043	-	100	15,036	1,250	1,668	70,518	53,269	17,700	54,377	763	800
Bourbon and Mauritius, - - - - -	200	-	-	-	-	-	-	-	-	-	-	-	-	-	200	-	-
Spain, - - - - -	901	40	-	315	93	5,146	-	158	123,723	930	7,000	1,588	2,190	480	146	-	30
Teneriffe and other Canaries, - - - - -	-	-	-	-	-	93	-	-	-	-	-	-	-	-	1,853	-	-
Honduras, Campeachy, and Musquito Shore, - - - - -	60	-	-	40	-	-	-	-	480	-	-	2,160	670	360	400	-	-
Spanish West Indies, - - - - -	5,493	-	77	773	4,974	1,831	-	1,199	28,695	-	8,009	17,999	5,221	8,882	7,460	300	-
Florida and Louisiana, - - - - -	58	30	-	1,500	603	-	-	-	6,000	-	300	6,402	400	-	3,400	-	-
Portugal, - - - - -	311	315	-	-	-	547	-	-	-	-	-	-	-	-	20	-	-
Madeira, - - - - -	102	-	-	100	-	479	-	-	-	-	-	628	176	-	270	2,500	-
Fayal and the other Azores, - - - - -	-	-	-	-	-	-	-	-	-	-	-	4,761	6,182	1,142	-	-	-
Cape de Verd Islands, - - - - -	-	-	-	20	120	21	-	-	-	-	-	-	-	-	-	-	-
Morocco and Barbary States, - - - - -	-	-	-	-	-	-	-	-	-	-	-	-	-	-	-	-	-
Italian Ports, - - - - -	-	452	-	-	-	336	-	1,173	298,051	25,084	1,735	-	210	-	-	-	-
China and East Indies, generally, - - - - -	553	140	-	-	50	-	-	-	-	-	-	22,874	2,713	5,926	200	29,500	-
West Indies, generally, - - - - -	1,759	40	830	1,529	4,837	1,831	-	-	11,900	-	700	10,337	6,407	1,509	15,627	-	30
Africa, generally, - - - - -	141	-	-	-	135	71	-	-	-	-	-	28,935	98,884	245	-	-	-
Europe, generally, - - - - -	-	-	-	-	-	-	-	-	140,000	-	-	-	-	-	-	-	-
Northwest Coast of America, - - - - -	-	-	-	-	-	-	-	-	-	-	-	121	241	-	50	149	-
<b>Grand Total,</b> - - - - -	<b>40,125</b>	<b>7,979</b>	<b>2,502</b>	<b>52,403</b>	<b>41,333</b>	<b>60,111</b>	<b>1,331</b>	<b>7,015</b>	<b>1,901,130</b>	<b>363,305</b>	<b>156,643</b>	<b>398,777</b>	<b>373,328</b>	<b>43,692</b>	<b>106,074</b>	<b>288,591</b>	<b>2,105</b>

STATEMENT OF EXPORTS—Continued.

WHITHER EXPORTED.	Silk, raw.	Starch.	Soap.	SUGAR.		Sheep.	Ship Stuff.	Salt.	Snuff.	TOBACCO.		Tallow.	Tar.	Turpentine.	Spirits of Turpentine.	TEA.	
				Brown and other.	Refined.					Manufactured.	Unmanufactured.					Bohea.	Souchong and other Black.
Russia, - - - - -	-	-	-	-	-	380	150	-	2,825	324	104	1,172	170	17	215	-	-
Swedish West Indies, - - - - -	-	1,500	52,021	-	-	-	-	-	-	-	-	-	-	-	-	-	-
Denmark and Norway, - - - - -	-	-	-	14,973	3,096	-	-	-	-	200	316	-	-	110	-	-	-
Danish West Indies, - - - - -	-	1,319	111,255	486	2,822	456	771	480	5,902	518	460	9,311	740	133	772	10	-
United Netherlands, - - - - -	-	-	-	14,521,882	-	-	-	-	300	-	10,832	-	241	-	9,360	-	-
Dutch West Indies and American Colonies, - - - - -	-	16,025	91,656	4,001	13,340	418	400	1,612	1,000	-	368	-	619	100	300	400	3,686
England, Man, and Berwick, - - - - -	33	-	600	2,448,725	24,000	-	-	-	-	-	16,980	4,658	28,182	37,230	13,810	600	-
Scotland, - - - - -	-	-	-	-	-	-	-	-	-	-	2,194	-	3,595	1,577	360	-	-
Ireland, - - - - -	-	-	-	-	-	-	-	-	-	-	2,405	-	2,979	2,659	7,410	-	-
Gibraltar, - - - - -	-	-	-	-	-	-	-	-	-	-	-	-	-	-	-	-	-
Guernsey, Jersey, Sark, and Alderney, - - - - -	-	-	-	-	-	-	-	-	-	-	319	-	222	15	-	-	-
British East Indies, - - - - -	-	-	2,600	-	-	-	-	-	-	-	-	-	81	-	-	-	-
Newfoundland and British Fisheries, - - - - -	-	-	-	-	-	-	-	400	-	600	-	-	40	-	-	1,032	-
British American colonies, - - - - -	-	600	120	10,480	-	24	40	46,907	-	5,485	18	-	1,335	152	210	40,281	2,146
Dutch West Indies, - - - - -	-	-	52,362	-	-	506	257	-	-	433	1,606	400	766	242	-	-	-
Hamburg, Bremen, and other Hanse Towns, - - - - -	-	-	-	12,679,875	13,800	-	-	-	18,050	427	13,711	-	5,772	8,983	18,810	-	-
France, - - - - -	-	-	-	5,669,326	128,374	-	-	2,590	2,700	-	4,881	-	-	1,850	-	30,000	-
French West Indies, - - - - -	-	4,075	568,538	5,311	10,374	795	556	1,054	28,932	1,758	759	1,561	955	51	-	575	-
Bourbon and Mauritius, - - - - -	-	-	-	-	-	-	-	2,250	400	-	28	5,600	-	-	-	-	-
Spain, - - - - -	-	-	1,350	1,452,120	4,971	-	285	-	-	-	483	260	137	58	1,264	-	300
Teneriffe and the other Canaries, - - - - -	-	-	-	-	-	-	-	-	-	-	-	-	-	-	-	-	-
Honduras, Campeachy, and Musquito Shore, - - - - -	-	-	4,200	-	-	-	-	-	-	-	10	-	-	-	40	-	-
Spanish West Indies, - - - - -	-	950	156,784	16	1,600	70	-	2,438	2,100	-	127	1,000	67	24	-	6	100
Florida and Louisiana, - - - - -	-	-	97,800	-	-	-	-	6,624	1,098	-	15	250	-	-	-	-	2,300
Portugal, - - - - -	-	-	360	108,107	-	-	354	-	-	-	321	-	126	10	1,600	-	-
Madeira, - - - - -	-	-	-	13,200	-	-	27	-	-	-	-	-	-	-	-	-	-
Fayal and the other Azores, - - - - -	-	-	-	-	-	-	-	-	-	-	-	-	-	-	-	-	-
Cape de Verd Islands, - - - - -	-	-	65	-	-	-	-	-	-	140	83	-	-	-	-	-	-
Morocco and Barbary States, - - - - -	-	-	-	-	-	-	-	-	-	-	61	-	-	-	-	-	-
Italian Ports, - - - - -	-	-	-	1,424,121	-	-	-	-	-	-	34	-	1,065	-	-	-	-
China and East Indies, generally, - - - - -	-	-	6,145	-	-	-	-	2,520	600	1,000	34	-	1,065	-	-	-	-
West Indies, generally, - - - - -	-	-	71,194	428	900	642	-	1,078	8,000	1,500	438	1,800	220	80	-	-	62
Africa, generally, - - - - -	-	-	6,569	12,611	512	-	-	-	-	-	287	-	85	-	-	105	74
Europe, generally, - - - - -	-	-	-	-	-	-	-	-	-	-	1,327	-	-	-	-	-	-
Northwest Coast of America, - - - - -	-	-	-	600	-	-	-	-	-	-	-	-	-	-	-	-	-
Grand Total, - - - - -	33	24,469	1,223,619	38,366,262	203,789	3,291	2,840	65,703	65,703	12,805	58,167	26,012	47,397	53,291	54,151	73,009	8,668

STATEMENT OF EXPORTS—Continued.

WHITHER EXPORTED.	TEA.		Wheat.	Whalebone	Wax.	WINE.			WOOD.							
	Hyson.	Other Green.				Madeira.	All other.	Bottled.	Staves and Heading.	Shingles.	Hoops and Poles.	Boards, Planks, Scantling, & Timber.	Timber.	All other Timber, Wood, & Lumber.	Oak Bark, and other Dye Stuffs & Woods.	All other articles, or manufactures of Wood.
	Pounds.					Bushels.	Pounds.	Pounds.	Gallons.	Dozens.	Number.	Fect.	Tons.	Value in Dollars.		
Russia, - - - - -	-	-	-	-	484	3,726	25,245	93	863,410	3,779,725	138,814	2,953,565	13	694	-	3,929
Swedish West Indies, - - - - -	4,048	450	-	-	-	-	-	-	47,000	-	-	50,000	-	-	-	-
Denmark and Norway, - - - - -	-	-	-	-	-	-	-	-	3,304,242	11,047,530	1,283,612	7,774,565	266	5,974	50	17,429
Danish West Indies, - - - - -	209	576	-	-	400	8,243	63,026	4,571	221,219	3,000	3,000	-	39	1,000	9,431	1,900
United Netherlands, - - - - -	-	-	-	35,425	-	1,765	156	-	2,594,758	2,495,350	233,647	3,441,738	6	18,869	-	7,285
Dutch West Indies and American Colonies, - - - - -	2,114	1,442	-	120	-	2,243	33,408	5,746	5,597,054	-	50,598	2,812,564	10,661	37,479	94,032	7,790
England, Man, and Berwick, - - - - -	-	-	86	-	21,367	-	-	-	684,548	-	-	703,600	547	1,895	500	-
Scotland, - - - - -	-	-	-	-	3,370	-	-	-	4,092,328	-	24,510	208,521	843	-	9,155	10,423
Ireland, - - - - -	-	-	-	430	2,100	650	-	-	10,330	-	-	-	-	-	-	-
Gibraltar, - - - - -	-	-	-	-	-	-	-	-	11,250	-	-	-	-	-	-	-
Guernsey, Jersey, Sark, and Alderney, - - - - -	-	-	-	-	-	-	-	-	17,925	218,000	7,840	362,839	-	1,340	200	950
British East Indies, - - - - -	-	-	-	-	-	-	-	-	4,000	20,000	-	58,000	4	800	-	-
Newfoundland and British fisheries, - - - - -	-	-	-	-	-	849	8,549	-	14,000	2,000	4,000	40,340	4	891	-	250
British American colonies, - - - - -	2,580	371	3,340	-	-	2,600	7,201	371	6,405,294	11,805,066	369,547	6,436,536	778	6,795	-	9,792
British West Indies, - - - - -	2,790	-	-	-	100	880	1,708	307	663,625	260,000	-	95,000	28	11,728	34,405	80
Hamburg, Bremen, & the other Hanse Towns, - - - - -	24,882	-	-	59,492	3,162	880	1,708	307	311,290	2,000	-	25,342	34	5,639	17,050	9,400
France, - - - - -	1,954	1,600	-	322,753	21,447	274	2,500	150	2,385,206	13,167,090	1,098,619	7,111,071	33	10,927	-	35,656
French West Indies, - - - - -	1,468	-	-	-	-	5,229	887,703	51,112	-	23,980	107	48,679	-	-	-	-
Bourbon and Mauritius, - - - - -	-	-	-	-	-	-	-	-	2,882,720	133,000	15,120	490,299	169	1,092	-	239
Spain, - - - - -	156	-	6,400	13,402	98,252	-	880	-	141,500	-	-	290,000	-	-	-	8,000
Teneriffe and the other Canaries, - - - - -	-	-	-	-	6,400	-	-	-	6,000	80,000	7,000	160,000	-	-	-	950
Honduras, Campeachy, and Musquito Shore, - - - - -	-	-	-	-	-	-	2,865	625	718,456	4,241,220	411,610	3,730,892	16	1,403	2,000	19,201
Spanish West Indies, - - - - -	2,092	481	-	-	2,750	4,890	214,976	4,983	17,000	-	47,450	397,500	-	-	-	5,258
Florida and Louisiana, - - - - -	640	-	-	-	-	220	82,810	2,769	606,310	-	-	592,865	113	80	-	80
Portugal, - - - - -	800	-	5,246	-	12,477	1,300	100	-	443,546	-	-	324,674	99	-	-	1,190
Madeira, - - - - -	280	360	583	-	12,452	-	-	-	44,000	124,000	600	79,500	-	6	-	-
Fayal and the other Azores, - - - - -	-	-	-	300	-	-	-	-	-	-	-	18,000	-	611	-	30
Cape de Verd Islands, - - - - -	-	-	-	-	-	-	580	-	-	-	-	14,272	-	-	-	-
Morocco and Barbary States, - - - - -	-	-	-	-	-	-	-	-	252,000	-	-	87,000	-	1,800	1,340	1,910
Italian Ports, - - - - -	600	-	20,205	-	3,200	-	-	-	3,000	-	-	239,143	-	452	-	2,105
China and East Indies, generally, - - - - -	-	-	-	-	-	7,193	34,331	2,517	653,266	4,226,915	255,873	4,527,064	11	324	118	14,489
West Indies, generally, - - - - -	780	-	-	-	-	6,500	124,302	3,686	6,400	-	4,500	147,400	-	54	250	240
Africa, generally, - - - - -	-	-	-	-	-	-	4,935	60	71,844	-	-	-	-	12	-	-
Europe, generally, - - - - -	-	-	-	-	766	-	-	-	-	-	-	-	-	-	-	-
Northwest Coast of America, - - - - -	-	-	-	-	-	-	-	-	-	-	-	-	-	-	-	-
Grand Total, - - - - -	45,393	5,280	15,655	452,127	188,727	46,562	1,519,255	77,097	33,073,521	51,604,896	3,956,340	43,220,969	13,664	109,877	168,531	158,576

1798.]

EXPORTS FOR THE YEAR 1797.

*A Summary of the Value and Destination of the Exports of the United States, agreeably to the foregoing Statement.*

	Value to each Country.	Total value to each Country and the Dominions thereof.
	Dollars.	Dollars.
Russia, - - - - -	-	3,450
Swedish West Indies, - - - - -	-	898,355
Denmark and Norway, - - - - -	140,972	
Danish West Indies, - - - - -	2,392,252	
		2,533,224
United Netherlands, - - - - -	7,062,457	
Dutch West Indies and American Colonies, - - - - -	1,783,029	
		8,845,486
England, Man, and Berwick, - - - - -	4,436,217	
Scotland, - - - - -	526,991	
Ireland, - - - - -	1,052,044	
Gibraltar, - - - - -	1,866	
Guernsey, Jersey, Sark, and Alderney, - - - - -	24,689	
British East Indies, - - - - -	21,325	
Newfoundland and the British Fisheries, - - - - -	44,529	
British American Colonies, - - - - -	360,367	
British West Indies, - - - - -	2,101,720	
		8,569,748
Hamburg, Bremen, and other Hanse Towns, - - - - -	-	9,589,858
France, - - - - -	3,534,165	
French West Indies, - - - - -	8,071,134	
Bourbon and Mauritius, - - - - -	58,792	
		11,664,091
Spain, - - - - -	1,625,500	
Teneriffe and other Canaries, - - - - -	46,631	
Honduras, Campeachy, and Musquito Shore, - - - - -	129,700	
Spanish West Indies, - - - - -	2,879,170	
Floridas and Louisiana, - - - - -	915,252	
		5,596,253
Portugal, - - - - -	221,979	
Madeira, - - - - -	188,694	
Fayal and other Azores, - - - - -	5,508	
Cape de Verd Islands, - - - - -	47,129	
		463,310
Morocco and Barbary States, - - - - -	-	15,000
Italian Ports, - - - - -	-	769,064
China and East Indies, generally, - - - - -	-	387,310
West Indies, generally, - - - - -	-	1,508,044
Africa, generally, - - - - -	-	230,873
Europe, generally, - - - - -	-	207,077
Northwest Coast of America, - - - - -	-	15,607
Grand Total, -		51,294,710

*A Summary Statement exhibiting the Value of the Exports from the States individually.*

From New Hampshire, - - - - -	\$275,840
Massachusetts, - - - - -	7,502,047
Rhode Island, - - - - -	975,530
Connecticut, - - - - -	814,506
New York, - - - - -	13,308,064
New Jersey, - - - - -	18,161
Pennsylvania, - - - - -	11,446,291
Delaware, - - - - -	98,929
Maryland, - - - - -	9,811,799
Virginia, - - - - -	4,908,713
North Carolina, - - - - -	540,901
South Carolina, - - - - -	949,622
Georgia, - - - - -	644,307
Total, -	\$51,294,710

NOTE. Three quarterly returns from the district of Charleston, South Carolina, are wanting.

TREASURY DEPARTMENT, Register's Office, 1st March, 1798.

JOSEPH NOURSE, Register.

5th CONGRESS.

No. 43.

[2d SESSION.

## TONNAGE FOR THE YEAR 1796, AND A COMPARATIVE VIEW FROM 1789 TO 1796.

COMMUNICATED TO THE HOUSE OF REPRESENTATIVES, APRIL 6, 1798.

TREASURY DEPARTMENT, *April 5, 1798.*

SIR:

I have the honor to transmit, herewith, a statement marked A, exhibiting the tonnage of shipping belonging to the several districts of the United States at the close of the year 1796, being the latest period for which an account can now be prepared.

This account, being extracted from the records kept in pursuance of the acts of Congress for registering and recording, and for enrolling and licensing ships and vessels, may be considered as exhibiting the actual quantity of American tonnage, except that it includes a considerable number of vessels condemned or detained by foreign nations, of which information had not been obtained.

I also transmit a statement marked B, which exhibits a comparative view of the tonnage of all vessels which paid duties in the ports of the United States, in each year, from 1790 to 1796, inclusively; distinguishing, generally, the employments of the vessels of the United States, and the tonnage of vessels belonging to different foreign nations. In this statement, the repeated voyages in each year, of all vessels employed in a foreign trade, are included.

These documents are respectfully offered as a compliance with the resolution of the House of Representatives of the 4th instant.

I have the honor to be, with perfect respect, sir, your obedient servant,

OLIVER WOLCOTT.

The Honorable the SPEAKER of the House of Representatives.

## A.

Abstract of the Tonnage of the Shipping of the several districts of the United States, and of Recorded Vessels, on the last day of December, 1796.

DISTRICTS.	Recorded.	Registered.		Enrolled and Licensed.		Licensed under twenty tons, for			Aggregate Tonnage of each District.	Proportions of the Enrolled and Licensed Tonnage employed in the		
		Permanent.	Temporary.	Permanent.	Temporary.	Coasting Trade.	Whale Fishery.	Cod Fishery.		Coasting Trade.	Whale Fishery.	Cod Fishery.
	Tons. 95ths.	Tons. 95ths.	Tons. 95ths.	Tons. 95ths.	Tons. 95ths.	Tons. 95ths.	Tons. 92ths.	Tons. 95ths.		Tons. 95ths.	Tons. 95ths.	Tons. 95ths.
Portsmouth, <i>New Hampshire</i> ,	.	14,909.07	670.39	1,595.07	.	177.15	.	110.91	17,462.64	1,086.42	.	508.60
Newburyport, <i>Massachusetts</i> ,	.	16,179.48	787.00	3,959.56	.	119.28	.	350.89	21,396.31	3,328.49	.	631.07
Gloucester,	.	3,917.46	.	3,609.83	.	385.86	.	2,675.48	10,588.73	1,396.09	.	2,213.74
Salem,	.	20,460.29	.	5,532.46	.	155.67	.	346.00	26,494.47	3,155.27	.	2,377.19
Marblehead,	.	6,859.02	.	10,784.43	.	40.38	.	40.00	17,723.83	6,893.07	.	3,891.36
Boston,	.	64,305.35	6,370.75	12,087.01	825.34	139.40	.	166.03	83,893.93	9,943.47	167.47	2,801.36
Plymouth,	.	2,181.09	.	5,363.90	.	17.22	.	100.44	7,662.70	1,313.07	.	4,050.83
Barnstable,	.	193.68	.	12,684.24	.	545.22	.	.	13,423.19	5,604.06	240.76	6,839.37
Nantucket,	.	7,548.80	.	4,436.73	213.33	32.50	.	.	12,231.46	2,328.64	1,771.91	49.46
Edgartown,	.	.	.	57.50	.	26.85	.	55.47	139.87	57.50	.	.
New Bedford,	.	7,561.14	437.01	4,021.39	.	190.56	.	.	12,210.15	3,851.61	61.00	108.73
Dighton,	.	2,315.93	1,414.09	2,228.00	58.63	175.12	.	14.18	6,206.05	2,286.63	.	.
York,	.	1,154.11	.	1,918.90	.	70.33	.	91.84	3,235.28	262.20	.	1,656.70
Biddeford,	.	8,164.42	406.09	1,993.25	.	.	.	208.77	10,772.58	1,904.64	.	88.56
Portland,	.	12,997.00	555.17	5,318.64	.	541.78	.	.	19,412.64	3,843.86	.	1,474.73
Bath,	.	6,446.85	958.29	1,913.12	.	99.51	.	158.79	9,576.66	1,802.91	.	110.16
Wiscasset,	.	10,098.58	345.71	2,117.20	.	.	.	790.46	13,352.05	1,990.49	.	126.66
Penobscot,	.	1,747.69	46.21	3,537.09	.	182.53	.	363.82	5,877.44	3,485.51	.	51.53
Frenchman's Bay,	.	279.61	.	1,583.54	23.00	416.10	.	.	2,302.30	1,478.10	.	128.44
Machias,	.	188.65	.	611.82	.	11.40	.	105.67	917.64	472.69	.	139.13
Passamaquoddy,	.	117.92	.	97.40	112.71	.	.	27.70	355.83	78.78	.	131.33
Island, South Hero, <i>Vermont</i> .	.	.	.	.	.	.	.	.	.	.	.	.
Newport, <i>Rhode Island</i> ,	.	7,905.14	529.51	3,948.52	28.00	608.82	.	53.11	13,073.20	3,748.36	.	228.16
Providence,	.	11,710.09	14.57	2,173.86	.	49.58	.	.	13,948.20	2,012.59	122.27	39.00
New London, <i>Connecticut</i> ,	.	11,182.29	171.62	3,857.14	.	730.86	.	315.04	16,257.05	3,320.09	.	537.05
New Haven,	.	4,633.69	.	1,784.11	.	174.63	.	.	6,592.48	1,784.11	.	.
Fairfield,	.	1,139.78	.	2,853.39	.	139.46	.	.	4,132.68	2,794.24	.	59.15
Sag Harbor, <i>New York</i> ,	.	765.32	.	991.00	.	84.54	.	58.43	1,899.34	877.78	.	113.17
New York,	.	94,683.29	6,961.33	39,097.82	1,042.89	1,452.88	.	.	143,238.36	40,140.76	.	.
Lake Champlain.	.	.	.	.	.	.	.	.	.	.	.	.
Perth Amboy, <i>New Jersey</i> ,	.	292.51	447.21	4,846.81	.	588.09	.	.	6,174.67	4,846.81	.	.
Burlington,	.	.	.	434.78	.	138.81	.	.	573.64	434.78	.	.
Bridgetown,	.	64.30	.	3,811.34	.	768.86	.	.	4,644.55	3,811.34	.	.
Great Egg Harbor.	.	.	.	.	.	.	.	.	.	.	.	.
<i>Pennsylvania</i> ,	.	85,242.30	5,326.64	6,983.64	419.07	265.77	.	.	98,237.52	7,402.71	.	.
Wilmington, <i>Delaware</i> ,	.	1,574.28	.	3,190.46	91.00	229.45	.	.	5,085.24	3,281.46	.	.
Baltimore, <i>Maryland</i> ,	.	40,824.50	1,379.53	5,815.54	.	1,252.53	.	.	49,272.20	5,815.54	.	.
Chester,	.	65.00	.	2,110.56	.	705.00	.	.	2,880.56	2,110.56	.	.
Oxford,	.	53.00	.	4,381.34	30.00	1,240.34	.	.	5,704.68	4,411.34	.	.

ABSTRACT—Continued.

DISTRICTS.	Recorded.	Registered.		Enrolled and Licensed.		Licensed under twenty tons, for			Aggregate Tonnage of each District.	Proportions of the Enrolled and Licensed Tonnage employed in the		
		Permanent.	Temporary.	Permanent.	Temporary.	Coast'g trade.	Whale Fishery	Cod Fishery.		Coast'g Trade.	Whale Fishery.	Cod Fishery.
	Tons. 95ths.	Tons. 95ths.	Tons. 95ths.	Tons. 95ths.	Tons. 95ths.	Tons. 95ths.	Tons. 95ths.	Tons. 95ths.	Tons. 95ths.	Tons. 95ths.	Tons. 95ths.	Tons. 95ths.
Vienna, Maryland, . . . . .		653.21	.	4,694.09	.	1,856.90	.	.	7,204.25	4,694.09	.	.
Snow Hill, . . . . .		81.12	.	1,432.78	.	451.79	.	.	1,965.74	1,432.78	.	.
Annapolis, . . . . .		.	.	743.34	.	963.18	.	.	1,706.52	743.34	.	.
Nottingham, . . . . .		.	240.47	856.10	.	67.15	.	.	1,163.72	856.10	.	.
Cedar Point, . . . . .		.	.	1,297.03	.	285.01	.	.	1,582.04	1,297.03	.	.
Georgetown, . . . . .		2,938.89	79.00	670.41	.	266.51	.	.	3,954.86	670.41	.	.
Norfolk, Virginia, . . . . .		17,071.58	3,169.92	5,237.36	469.53	1,263.65	.	.	27,212.19	5,640.63	.	66.26
Bermuda Hundred, . . . . .		4,220.65	274.56	3,601.06	77.00	166.84	.	.	8,340.21	3,678.06	.	.
Hampton, . . . . .		99.82	.	621.91	.	325.17	.	.	1,047.00	621.91	.	.
York Town, . . . . .		983.56	49.00	2,227.52	.	348.92	.	.	3,609.10	2,227.52	.	.
Tappahannock, . . . . .		988.64	.	2,696.40	.	493.65	.	.	4,178.74	2,696.40	.	.
Yeocomico, . . . . .		.	.	485.78	.	350.90	.	.	836.73	485.78	.	.
Dumfries, . . . . .		.	212.90	514.28	.	235.00	.	.	962.23	514.28	.	.
Alexandria, . . . . .		7,709.12	873.09	1,538.05	144.44	347.57	.	.	10,612.32	1,682.49	.	.
Folly Landing, . . . . .		562.71	.	1,368.63	.	416.00	.	.	2,347.39	1,368.63	.	.
South Quay, . . . . .		67.52	94.79	.	.	.	.	.	162.36	.	.	.
Wilmington, North Carolina, . . . . .		1,484.39	236.50	165.58	70.30	24.66	.	.	1,981.53	236.58	.	.
Newbern, . . . . .		3,210.35	439.46	822.93	.	599.48	.	.	5,072.32	822.93	.	.
Washington, . . . . .		4,099.51	243.68	756.93	.	281.56	.	.	5,381.78	756.93	.	.
Edenton, . . . . .		3,884.18	444.67	1,410.93	.	428.05	.	.	6,167.88	1,410.93	.	.
Camden, . . . . .		709.94	762.11	1,304.13	.	646.19	.	.	3,422.42	1,304.13	.	.
Georgetown, South Carolina, . . . . .		931.83	.	344.28	.	.	.	.	1,276.16	344.28	.	.
Charleston, . . . . .		26,634.33	2,427.91	5,816.14	455.39	375.59	.	.	35,709.46	6,271.53	.	.
Savannah, Georgia, . . . . .		2,629.60	927.24	713.79	106.69	23.54	.	.	4,401.01	820.53	.	.
Middletown, . . . . .		8,454.32	463.04	3,666.56	25.75	303.77	.	.	12,914.09	3,629.03	.	63.33
Hudson, . . . . .		1,535.54	.	1,436.11	.	.	.	.	2,971.65	1,436.11	.	.
Waldoborough, . . . . .		2,161.60	.	5,883.24	.	103.45	.	419.88	8,568.27	5,859.42	.	23.77
Havre-de-Grace, . . . . .		.	.	42.42	.	22.37	.	.	64.79	42.42	.	.
Little Egg Harbor, . . . . .		97.20	.	22.55	.	11.78	.	.	131.58	22.55	.	.
		538,973.09	37,760.16	222,103.22	4,193.37	22,416.66	.	6,453.41	831,900.01	195,423.64	2,363.51	28,509.39

## REGISTERED TONNAGE.

	Tons. 95ths
The tonnage entered from foreign ports in the year 1796, upon which duties were collected, amounted to	675,046.00
The registered vessels which were essentially employed in foreign trade, and the amount of registered tonnage, of the United States, at the end of 1796, was	576,733.25
Difference, being the quantity of tonnage exhibited in the abstracts of duties, an excess above the actual tonnage,	<u>98,312.70</u>

## ENROLLED AND LICENSED TONNAGE.

Duties were collected in the year 1796, on vessels employed in the coasting trade, on	200,373.00
The enrolled vessels employed in the coasting trade, at the close of the year 1796, amounted to	195,423.64
The vessels under twenty tons, licensed for the coasting trade, to	22,416.66
	<u>217,840.35</u>
Difference, being the actual tonnage on the 31st December, 1796, more than the tonnage upon which duties were collected in the year 1796,	17,467.35
	<u>217,840.35</u>

## FISHING VESSELS.

Tonnage duties were collected in the year 1796, on fishing vessels, amounting to	38,921.00
Enrolled vessels, licensed for the whale fishery,	2,363.51
Do. do. for the cod fishery,	28,509.39
The vessels under twenty tons, licensed for the cod fishery, amounted to	6,453.41
	<u>37,326.36</u>
Difference, being an excess in the abstracts of duties above the actual tonnage,	1,594.59

TREASURY DEPARTMENT, *Register's Office, February 21st, 1798.*

I do hereby certify, that the foregoing statement is a true extract from the quarterly abstracts of tonnage rendered to the Treasury by the collectors of the several districts.

JOSEPH NOURSE, *Register.*



B.

*A comparative Statement of the Tonnage of Vessels entered into the United States, from 1st January, 1790, to 31st December, 1796.*

	TO WHAT NATION BELONGING.																	
	UNITED STATES' VESSELS.			Vessels owned in part by Ame- ricans and fo- reigners.	Vessels foreign built, owned by Americans.	Vessels Ameri- can built own- ed by foreig- ners.	Great Britain.	France.	Spain.	Portugal.	Italy.	United Nether- lands.	Imperial.	Hanse Towns.	Denmark.	Sweden.	Prussia.	Russia.
	In Foreign Trade.	In Coasting Trade.	In Fishing Trade.															
	Tons.	Tons.	Tons.	Tons.	Tons.	Tons.	Tons.	Tons.	Tons.	Tons.	Tons.	Tons.	Tons.	Tons.	Tons.	Tons.	Tons.	Tons.
For the year 1790,	354,767	103,775	28,348	312	.	.	216,914	12,059	7,381	3,777	.	6,136	459	1,978	1,113	535	394	
“ 1791,	363,662	106,494	32,542	192	.	.	210,618	8,988	4,337	4,766	.	3,751	2,326	2,989	2,092	361	.	320
“ 1792,	414,679	120,957	32,062	.	.	.	206,065	24,343	2,692	2,341	.	3,557	.	3,214	1,159	907	.	
“ 1793,	447,754	141,639	38,177	.	.	1,110	100,180	45,287	3,090	3,153	458	577	4,972	1,166	2,364	2,319	.	
“ 1794,	525,649	192,686	27,260	.	1,497	50	37,058	11,249	2,230	6,044	192	417	978	4,373	9,390	11,043	.	
“ 1795,	580,277	171,918	34,102	.	5,433	274	27,097	7,425	1,999	738	409	1,128	1,077	4,006	8,637	4,316	.	
“ 1796,	675,046	200,372	38,920	.	3,114	.	19,669	2,055	2,449	637	758	301	.	4,987	10,430	5,560	.	

TREASURY DEPARTMENT, *Register's Office, April 5th, 1798.*

JOSEPH NOURSE, *Register.*

5th CONGRESS.]

No. 44.

[2d Session.]

## PIERS IN DELAWARE RIVER.

COMMUNICATED TO THE HOUSE OF REPRESENTATIVES, APRIL 13, 1798.

The Secretary of the Treasury, to whom was referred, by an order of the House of Representatives, passed on the 19th day of February last, the memorial of sundry merchants and traders of the city of Philadelphia, respectfully submits the following report:

The memorialists represent, that the distance of the port of Philadelphia from the sea, and the casualties to which vessels are exposed in the winter season, have rendered it necessary to erect and maintain piers in different parts of the river Delaware; the expense of which, prior to the establishment of the Constitution of the United States, was defrayed by a tonnage duty, imposed by the Commonwealth of Pennsylvania.

That, in a course of years, the said piers have gone to decay, and that the depth of water in the harbors, has been diminished by the operation of the tide; while, at the same time, the increasing number and size of the ships employed in the river, have rendered a more extensive shelter necessary for their security.

The memorialists pray, that Congress would be pleased to authorize certain repairs and alteration of the piers already erected, and the establishment of others in such situations as will best promote the interests of commerce.

The Secretary takes the liberty to refer to the annexed copy of a report, made by a committee of the merchants of Philadelphia, who were appointed, at his request, to investigate the subject, also to present certain drafts, in which the proposed improvements are delineated. He entertains no doubt that the information therein contained is entitled to full confidence, and that the establishments contemplated are necessary to the security and facility of navigation.

But a question arises, whether expenses of the nature proposed, ought to be *general*, or whether they ought to be defrayed by a duty imposed on the tonnage of vessels employed in the river Delaware.

On this point, it is respectfully suggested, that, though it may be difficult to form *general* rules by which to determine, *in all cases*, what establishments ought to be supported at the expense of the United States; and that though it is certain that many of the bays, rivers, and harbors of this country are susceptible of improvements, which it would be inexpedient for the Government to undertake, especially at present; yet, it is equally certain, that national interests, of the first importance, are centered in the principal commercial cities, which cannot, consistently with public convenience, be submitted to the direction of local policy.

The Secretary, whenever this subject has been presented to his view, has considered the river Delaware, below Philadelphia, as entitled, in respect to establishments for the security of navigation, to the same consideration as any part of the coast adjoining to the high sea. The proposed piers will be useful to foreign vessels, and to American vessels from all the States. Commercial ports upon the river, within the jurisdiction of three States, will, in proportion to the extent of their trade, be nearly as much benefitted by the establishments which are desired, as the port of Philadelphia.

The Secretary is therefore of opinion, that a compliance with the request of the memorialists is expedient; and that an appropriation for erecting piers in the river Delaware, below Philadelphia, not exceeding sixty thousand dollars, ought to be made, to be expended at such times as may be directed by the President of the United States.

A discretionary power, in respect to the time to be allowed for erecting the proposed piers, is suggested by the probability, that the increasing expense of the United States, may render it convenient to defer some part of the work to a future season.

All which is most respectfully submitted, by

OLIVER WOLCOTT, *Secretary of the Treasury.*

TREASURY DEPARTMENT, *April 12th, 1798.*

The committee appointed on the part of the merchants of this city, in pursuance of the letter of the Secretary of the Treasury, to whom was referred their memorial to Congress of the 19th of February last, report:

That, having taken to their assistance sundry persons well acquainted with the navigation of the river, the construction of piers, and the expense of erecting and repairing such as are contemplated, they proceeded to take an accurate survey of those already erected, as well as the situation of such other places, at which, in their opinion, new ones ought to be built; and, upon the fullest consideration, are of opinion—

That, to render the navigation of the Delaware safe and convenient in the winter season, there ought to be added to the present piers at Fort Mifflin, one for mooring vessels to; and that considerable repairs are necessary to those already there, without which they will go fast to decay;

That four piers ought to be laid down at the town of Chester, two below and two above the creek; that, at Marcus Hook, it is necessary to lay down two piers in addition to those already there;

That the town of New Castle affords a very convenient situation for the accommodation of vessels, and by the erection of five piers, will admit of vessels loading and unloading at times when the river above is not navigable.

That, in order to strengthen and enlarge the harbor at Port Penn, three new piers ought to be laid down, by which means, and the repair of the present piers, that harbor will be rendered capable of securing a great number of vessels; and being at the mouth of the river, and just at the entrance of the bay, it is a very important station.

In addition to the foregoing, a pier opposite to the present wharf, at Gloucester point, would, in their opinion, be very useful.

The committee, for the information of the Secretary, submit the drafts and plans made from actual survey; and add, that from the best advice they can obtain, it is supposed the expense will amount to about 3,500 dollars for each new pier, and a like sum for the repair of all the old ones, making together the sum of 59,500 dollars.

When the importance of the object is taken into view, they conceive the expense will not be thought too great for its accomplishment. If their service can be further necessary in the execution of the business, they will be very ready to give it.

THOMAS FITZSIMONS,  
JESSE WALN,  
MAGNUS MILLER,  
ROBERT RALSTON,  
JOHN CLEMENT STOCKER,  
SAMUEL BLODGET,  
*Committee of Merchants.*

PHILADELPHIA, *March 26th, 1798.*

5th Congress.]No. 45.[3d Session.]

## IMPORTS FOR THE YEAR ENDING SEPTEMBER 30, 1796.

COMMUNICATED TO THE HOUSE OF REPRESENTATIVES, JANUARY 30, 1797.

TREASURY DEPARTMENT, *January 30, 1799.*

SIR:

In obedience to the resolution of the House of Representatives, of the 29th of May, 1798, I have the honor to transmit, herewith, two statements; one, exhibiting the value or quantities of the goods, wares, and merchandise, imported into the United States, in ships or vessels of the said United States, for one year prior to the first of October, 1797; and the other exhibiting, in like manner, the importations in ships or vessels of foreign nations during the same period.

I have the honor to be, with perfect respect, sir, your obedient servant,

OLIVER WOLCOTT.

The Honorable the SPEAKER of the House of Representatives.

*A General Statement of Goods, Wares, and Merchandise, imported into the United States, in American Vessels, commencing the 1st of October, 1796, and ending September 30th, 1797.*

FROM WHENCE IMPORTED.	GOODS SUBJECT TO DUTY AD VALOREM.				
	Value of Goods, at 10 per cent.	Value of Goods, at 12½ per cent.	Value of Goods, at 15 per cent.	Value of Goods, at 20 per cent.	Value of Goods, at 40 per cent.
	Dollars.				
Russia, - - - - -	607,507	413	20,811	28	
Sweden, - - - - -	103,039	-	138	212	
Swedish West Indies, - - - - -	8,407	2,552	1,517		
Total, - - - - -	111,446	2,552	1,655	212	
Denmark and Norway, - - - - -	222,979	18	8,262	54	
Danish West Indies, - - - - -	38,085	15,977	8,799	255	4,558
Total, - - - - -	261,064	15,995	17,061	309	4,558
United Netherlands, - - - - -	483,333	101,607	272,611	59,075	3,106
Dutch West Indies and American Colonies, - - - - -	9,957	2,610	5,089	4	
Dutch East Indies, - - - - -	837	-	58,140		
Total, - - - - -	494,127	104,217	335,840	59,079	3,106
England, Man, and Berwick, - - - - -	12,036,157	4,512,153	5,884,035	135,828	422
Scotland, - - - - -	758,685	614,231	90,227	3,119	
Ireland, - - - - -	1,087,638	90,071	16,877	21,621	
Guernsey, Jersey, Sark, and Alderney, - - - - -	221	-	346	5	
Gibraltar, - - - - -	17,281	1,002	16,064	-	165
British African Ports, - - - - -	32,936	3,665	13		
Cape of Good Hope, - - - - -	-	-	785		
British East Indies, - - - - -	472,557	316,128	27,118	7	
British West Indies, - - - - -	31,175	3,938	45,335	1,407	1,442
Newfoundland and British Fisheries, - - - - -	-	-	-	-	-
British American colonies, - - - - -	8,715	940	5,181	15	5,162
Total, - - - - -	14,445,365	5,542,128	6,086,001	162,002	7,191
Imperial Ports, - - - - -	-	-	-	-	-
Hamburg, Bremen, &c. - - - - -	1,129,489	147,411	215,830	112,998	12,119
France, - - - - -	374,611	27,820	163,227	11,668	256,339
French West Indies, - - - - -	70,433	20,046	29,007	1,305	531
Isles of France and Bourbon, - - - - -	109,471	43,055	1,703		
Total, - - - - -	554,515	90,921	193,937	12,973	256,870
Spain, - - - - -	23,910	1,714	172,830	66	37,274
Teneriffe and other Canaries, - - - - -	1,460	-	65		
Spanish West Indies, - - - - -	36,112	1,602	8,294	171	
Honduras, Campeachy, &c. - - - - -	23	-	75		
Floridas and Louisiana, - - - - -	2,677	126	903		
Manilla and Spanish American Colonies, - - - - -	1,877	-	1,031		
Total, - - - - -	66,059	3,442	183,198	237	37,274
Portugal, - - - - -	17,051	2,637	42,969	471	
Madeira, - - - - -	660	781	2,066		
Fayal and the other Azores, - - - - -	-	-	875		
Cape de Verd Islands, - - - - -	86	11	58	56	
Coast of Brazil, - - - - -	-	-	-	-	-
Total, - - - - -	17,797	3,429	45,968	527	
Italy, - - - - -	12,241	248	25,573	17	13,310
China and East Indies, generally, - - - - -	207,209	601,954	94,137	120	
West Indies, generally, - - - - -	59	-	6		
Africa, generally, - - - - -	211	28	35		
Uncertain ports, - - - - -	15,129	4,549	819		
Grand Total, - - - - -	17,922,018	6,517,287	7,220,871	348,502	334,428

## STATEMENT OF IMPORTS—Continued.

FROM WHENCE IMPORTED.	ARTICLES PAYING SPECIFIC DUTIES.							
	WINES.				FOREIGN SPIRITS.		UNITED STATES SPIRITS.	
	Madeira.	Burgundy and Champagne.	Sherry.	All other.	From Grain	From other Materials.	From Molasses.	From Domestic Produce.
	Gallons.							
Russia, - - - -	-	-	-	88				
Sweden, - - - -								
Swedish West Indies, - - - -	6,699	-	244	9,927	5,067	117,001		
Total, - - - -	6,699	-	244	9,927	5,067	117,001		
Denmark and Norway, - - - -						8,296		
Danish West Indies, - - - -	19,666	-	2,351	6,105	4,057	766,681		
Total, - - - -	19,666	-	2,351	6,105	4,057	774,977		
United Netherlands, - - - -	629	40	-	11,076	1,300,866	4,142		
Dutch West Indies and American Colonies, - - - -	1,296	-	431	4,779	93	108,510		
Dutch East Indies, - - - -	97	-	-	-	-	-		129
Total, - - - -	2,022	40	431	15,855	1,300,959	112,652	-	129
England, Man, and Berwick, - - - -	57	230	100	9,141	1,361	364		
Scotland, - - - -								
Ireland, - - - -			17	229	908			
Guernsey, Jersey, Sark, and Alderney, - - - -				537	26,726	22,388		
Gibraltar, - - - -			1,073	8,135		53,175		
British African Ports, - - - -								
Cape of Good Hope, - - - -	349	-	-	-	-	997		
British East Indies, - - - -	1,596	-	4,917	2,161	2,825	1,242,834	2,216	
British West Indies, - - - -								
Newfoundland and fisheries, - - - -	3	-	5	11,262	166	502		
British American colonies, - - - -								
Total, - - - -	2,005	230	6,112	91,465	31,986	1,320,260	2,216	
Imperial Ports, - - - -								
Hamburg, Bremen, &c. - - - -	495	38	3,493	9,920	92,877	130,577		
France, - - - -	20	891	62	441,575	10,284	1,446,810		
French West Indies, - - - -	26,589	-	3,894	31,231	960	225,646		284
Isles of France and Bourbon, - - - -	388	-	-	-	-	18,179		
Total, - - - -	26,997	891	3,956	480,806	11,244	1,690,635	-	284
Spain, - - - -		28	305,498	150,795		355,118		
Teneriffe and the other Canaries, - - - -	6,701	-	-	111,779				
Spanish West Indies, - - - -				644		26,543		
Honduras, Campeachy, &c. - - - -								
Floridas and Louisiana, - - - -								
Manilla and Spanish American Colonies, - - - -								
Total, - - - -	6,701	28	305,498	263,218	-	381,661		
Portugal, - - - -	1,016	-	13,827	759,938	569	4,571		
Madeira, - - - -	317,258	-	-	3,685	-	15,078		
Fayal and the other Azores, - - - -		-	-	39,234	-			
Cape de Verd Islands, - - - -	1,085	-	-	25,147	-	71		97
Coast of Brazil, - - - -								
Total, - - - -	319,359	-	13,827	828,004	569	19,720		97
Italy, - - - -				13,354		30,897		
China and East Indies, generally, - - - -						18		
West Indies, generally, - - - -						1,524		
Africa, generally, - - - -								
Uncertain ports, - - - -			40	340				
Grand Total, - - - -	383,944	1,227	335,952	1,659,082	1,446,759	4,579,922	2,313	413

## STATEMENT OF IMPORTS—Continued.

FROM WHENCE IMPORTED.	ARTICLES PAYING SPECIFIC DUTIES.						
	Molasses.	Beer, Ale, and Porter.	TEA.				Coffee.
			Bohea.	Souchong.	Hyson.	Other Green.	
			Gallons.		Pounds.		
Russia, - - - -	-	-	-	-	12	-	-
Sweden, - - - -	-	-	-	-	-	-	-
Swedish West Indies, - - - -	20,186	-	-	-	-	-	356,684
<b>Total,</b> - - - -	20,186	-	-	-	-	-	356,684
Denmark and Norway, - - - -	-	-	-	-	-	-	240
Danish West Indies, - - - -	62,110	350	-	-	3,481	7,059	873,915
<b>Total,</b> - - - -	62,110	350	-	-	3,481	7,059	874,155
United Netherlands, - - - -	-	6,658	-	-	28	-	-
Dutch West Indies and American Colonies, - - - -	453,384	7	-	-	61	-	3,703,639
Dutch East Indies, - - - -	-	-	6	-	14	-	1,766,183
<b>Total,</b> - - - -	453,384	6,665	6	-	103	-	5,469,822
England, Man, and Berwick, - - - -	-	265,442	60	5	124	-	340
Scotland, - - - -	-	9,799	-	-	-	-	-
Ireland, - - - -	-	1,152	-	-	-	-	-
Guernsey, Jersey, Sark, and Alderney, - - - -	-	-	-	-	-	-	-
Gibraltar, - - - -	-	-	-	-	-	-	-
British African ports, - - - -	-	-	-	-	-	-	-
Cape of Good Hope, - - - -	-	-	-	-	-	-	1,920
British East Indies, - - - -	-	-	-	-	67	69	23,798
British West Indies, - - - -	82,107	151	550	409	-	-	1,634,682
Newfoundland and British fisheries, - - - -	-	-	-	-	-	-	-
British American colonies, - - - -	3,606	509	-	-	-	-	100,301
<b>Total,</b> - - - -	85,713	277,053	610	414	191	69	1,761,041
Imperial ports, - - - -	-	-	-	-	-	-	-
Hamburg, Bremen, &c. - - - -	-	883	-	-	-	12	-
France, - - - -	-	19	-	1,190	328	85	11
French West Indies, - - - -	1,527,364	-	-	423	-	-	35,141,612
Isles of France and Bourbon, - - - -	-	-	81	-	-	132	1,892,077
<b>Total,</b> - - - -	1,527,364	19	81	1,613	328	217	37,033,700
Spain, - - - -	-	-	-	-	-	-	-
Teneriffe and the other Canaries, - - - -	-	-	-	-	-	-	-
Spanish West Indies, - - - -	1,434,052	-	-	555	-	313	747,471
Honduras Campeachy, &c. - - - -	-	-	-	-	-	-	-
Floridas and Louisiana, - - - -	7,537	-	-	-	-	-	-
Manilla and Spanish American Colonies, - - - -	-	-	-	-	-	-	8,100
<b>Total,</b> - - - -	1,441,589	-	-	555	-	313	755,571
Portugal, - - - -	-	138	-	-	-	-	-
Madeira, - - - -	-	-	-	-	-	-	882
Fayal and the other Azores, - - - -	-	-	-	-	-	-	-
Cape de Verd Islands, - - - -	-	-	-	-	-	-	-
Coast of Brazil, - - - -	-	-	-	-	-	-	-
<b>Total,</b> - - - -	-	138	-	-	-	-	882
Italy, - - - -	-	-	-	-	-	-	-
China and East Indies, generally, - - - -	-	-	1,302,736	120,921	225,288	224,083	-
West Indies, generally, - - - -	-	-	-	-	-	-	4,881
Africa, generally, - - - -	-	-	-	-	-	-	1,127
Uncertain ports, - - - -	248	-	-	-	-	-	5,477
<b>Grand Total,</b> - - - -	3,590,594	285,108	1,303,433	123,503	229,403	231,753	46,263,340

## STATEMENT OF IMPORTS—Continued.

FROM WHENCE IMPORTED.	ARTICLES PAYING SPECIFIC DUTIES.						
	Cocoa.	Choco- late.	SUGAR.			CANDLES.	
			Brown.	Loaf.	All other.	Tallow.	Wax, &c.
Pounds.							
Russia, - - - -	-	-	-	-	-	119,337	
Sweden, - - - -	-	-	1,559,150	-	-		
Swedish West Indies, - - - -	-	-	1,559,150	-	-		
Total, - - - -	-	-	1,559,150	-	-		
Denmark and Norway, - - - -	-	-	-	-	-		
Danish West Indies, - - - -	19,593	-	6,753,254	-	90,466		
Total, - - - -	19,593	-	6,753,254	-	90,466		
United Netherlands, - - - -	-	6	-	63	16,916	1,336	108
Dutch West Indies, - - - -	498,083	37	3,847,777	-	-	-	-
Dutch East Indies, - - - -	-	-	781,960	67	-	-	-
Total, - - - -	498,083	43	4,629,737	130	16,916	1,336	108
England, Man, and Berwick, - - - -	-	-	30	13,182	-	194	423
Scotland, - - - -	-	-	-	-	-	-	-
Ireland, - - - -	-	-	-	-	-	-	-
Guernsey, Jersey, Sark, and Alderney, - - - -	-	-	-	-	-	-	-
Gibraltar, - - - -	-	-	-	-	-	-	-
British African Ports, - - - -	-	-	-	-	-	-	-
Cape of Good Hope, - - - -	-	-	-	-	-	-	-
British East Indies, - - - -	-	-	3,187,950	405	-	-	-
British West Indies, - - - -	48,168	6	6,380,358	30	202,223	270	-
Newfoundland and British Fisheries, - - - -	-	-	-	-	-	-	-
British American colonies, - - - -	9,852	-	131,904	138	30	255	-
Total, - - - -	58,020	6	9,700,242	13,755	202,253	719	423
Imperial Ports, - - - -	-	-	-	-	-	-	-
Hamburg, Bremen, &c. - - - -	-	-	-	1,879	-	25,187	1,860
France, - - - -	-	-	-	-	-	14,406	996
French West Indies, - - - -	639,223	88	19,412,454	1,999	136,941	7,876	-
Isles of France and Bourbon, - - - -	528	-	977,045	-	18,341	-	-
Total, - - - -	639,751	88	20,389,499	1,999	155,282	22,282	996
Spain, - - - -	-	-	-	-	-	-	-
Teneriffe and other Canaries, - - - -	-	-	-	-	-	-	-
Spanish West Indies, - - - -	101,693	248	11,282,506	-	7,390,258	57	-
Honduras, Campeachy, &c. - - - -	-	-	-	-	-	-	-
Floridas and Louisiana, - - - -	-	-	504,633	-	55,969	-	-
Manilla and Spanish American colonies, - - - -	56,784	-	778,309	-	8,960	-	-
Total, - - - -	158,477	248	12,565,448	-	7,454,287	57	-
Portugal, - - - -	-	-	-	-	-	-	-
Madeira, - - - -	-	-	-	-	-	-	-
Fayal and the other Azores, - - - -	-	-	-	-	-	-	-
Cape de Verd Islands, - - - -	-	-	-	-	-	-	-
Coast of Brazil, - - - -	-	-	-	-	-	-	-
Total, - - - -	-	-	-	-	-	-	-
Italian Ports, - - - -	-	-	-	-	-	-	1,230
China and East Indies, generally, - - - -	-	-	531,125	-	-	-	-
West Indies, generally, - - - -	365	-	30,370	-	-	-	-
Africa, generally, - - - -	-	-	-	-	-	-	-
Uncertain ports, - - - -	-	-	3,086	-	-	-	-
Grand Total, - - - -	1,374,289	385	56,161,901	17,763	7,919,204	168,918	4,617

## STATEMENT OF IMPORTS—Continued.

FROM WHENCE IMPORTED.	ARTICLES PAYING SPECIFIC DUTIES.					
	Cheese.	Soap.	Pepper.	Pimento.	Tobacco.	Snuff.
	Pounds.					
Russia, - - - - -	-	50,339				
Sweden, - - - - -	-	1,640	-	-	21	
Swedish West Indies, - - - - -	-					
Total, - - - - -	-	1,640	-	-	21	
Denmark and Norway, - - - - -	-	701				
Danish West Indies, - - - - -	25	4,342	-	5,670	94	26
Total, - - - - -	25	5,043	-	5,670	94	26
United Netherlands, - - - - -	237,174	31,028	483	-	1,000	8
Dutch West Indies and American colonies, - - - - -	-	2,215	-	-	354	91
Dutch East Indies, - - - - -	-	-	572,167			
Total, - - - - -	237,174	33,243	572,650	-	1,354	99
England, Man, and Berwick, - - - - -	106,982	7,608	3,703	2	25	120
Scotland, - - - - -	152					
Ireland, - - - - -	167	15,292	-	-	-	1
Guernsey, Jersey, Sark and Alderney, - - - - -	-					
Gibraltar, - - - - -	-	12,904				
British African Ports, - - - - -	-					
Cape of Good Hope, - - - - -	-					
British East Indies, - - - - -	-	3,130	780,683	-	432	
British West Indies, - - - - -	41	3,028	347	148,341	4,034	5
Newfoundland and British fisheries, - - - - -	-					
British American colonies, - - - - -	43	270	13	-	46	24
Total, - - - - -	107,385	42,232	784,746	148,343	4,537	150
Imperial Ports, - - - - -	-					
Hamburg, Bremen, &c. - - - - -	28,462	73,937	-	-	60	108
France, - - - - -	11,248	14,643	20	-	-	110
French West Indies, - - - - -	2,436	7,458	108,287	151	1,678	2
Isles of France and Bourbon, - - - - -	-	-	155,473	-	10	
Total, - - - - -	13,684	22,101	263,780	151	1,688	112
Spain, - - - - -	351	43,395				
Teneriffe and the other Canaries, - - - - -	-				256	
Spanish West Indies, - - - - -	-	704	4,592	185	20,751	204
Honduras, Campeachy, &c. - - - - -	-	187				
Floridas and Louisiana, - - - - -	-			15,166	2,012	6
Manilla and Spanish American colonies, - - - - -	-		63,695			
Total, - - - - -	351	44,286	68,287	15,351	23,019	210
Portugal, - - - - -	100					
Madeira, - - - - -						
Fayal and the other Azores, - - - - -						
Cape de Verd Islands, - - - - -						
Coast of Brazil, - - - - -						
Total, - - - - -	100					
Italy, - - - - -	1,225	167,992				
China and East Indies, generally, - - - - -						
West Indies, generally, - - - - -						
Africa, generally, - - - - -						
Uncertain ports, - - - - -						
Grand Total, - - - - -	388,406	440,813	1,689,463	169,515	30,773	705



## STATEMENT OF IMPORTS—Continued.

FROM WHENCE IMPORTED.	ARTICLES PAYING SPECIFIC DUTIES.					
	Indigo.	Cotton.	Nails and Spikes.	Bar and other Lead.	Steel, unwrought.	Hemp.
	Pounds.				Cwt.	
Russia, - - - - -	-	-	-	-	5	52,676
Sweden, - - - - -	-	-	14,897	-	232	608
Swedish West Indies, - - - - -	-	74,687	-	164	-	-
Total, - - - - -	-	74,687	14,897	164	232	608
Denmark and Norway, - - - - -	-	-	-	-	-	7,121
Danish West Indies, - - - - -	3,227	202,406	5,694	285	-	-
Total, - - - - -	3,227	202,406	5,694	285	-	7,121
United Netherlands, - - - - -	-	-	67,866	20	3,333	-
Dutch West Indies and American Colonies, - - - - -	4,907	771,871	-	640	-	-
Dutch East India Islands, - - - - -	2,664	-	-	-	-	-
Total, - - - - -	7,571	771,871	67,866	660	3,333	-
England, Man, and Berwick, - - - - -	92	-	3,455,085	684,370	5,876	-
Scotland, - - - - -	-	-	134,195	4,257	5	-
Ireland, - - - - -	-	-	3,515	17,616	14	1,066
Guernsey, Jersey, Sark, and Alderney, - - - - -	-	-	-	-	-	-
Gibraltar, - - - - -	-	-	-	-	-	-
British African Ports, - - - - -	-	-	-	-	-	-
Cape of Good Hope, - - - - -	-	-	-	-	195	359
British East Indies, - - - - -	235	180,499	-	-	-	45
British West Indies, - - - - -	73	113,976	-	12,702	-	-
Newfoundland and fisheries, - - - - -	-	-	-	-	-	-
British American colonies, - - - - -	-	8,255	2,431	78	2	-
Total, - - - - -	400	302,730	3,595,226	719,023	6,092	1,470
Imperial Ports, - - - - -	-	-	-	-	-	-
Hamburg, Bremen, &c. - - - - -	-	-	3,932	84,983	591	6,614
France, - - - - -	-	-	4,480	666	-	-
French West Indies, - - - - -	26,118	1,396,862	3,969	1,738	3	-
Isles of France and Bourbon, - - - - -	64,095	270,114	-	-	-	-
Total, - - - - -	90,213	1,666,976	8,449	2,404	3	-
Spain, - - - - -	1,229	-	8,252	-	-	-
Teneriffe and other Canaries, - - - - -	-	-	-	-	-	-
Spanish West Indies, - - - - -	5,189	191,588	6,456	-	-	-
Honduras, Campeachy, &c. - - - - -	658	-	-	-	-	-
Floridas and Louisiana, - - - - -	18,538	58,453	3,460	-	-	13
Manilla and Spanish American Colonies, - - - - -	39,610	3,539	-	-	-	-
Total, - - - - -	65,224	253,580	18,168	-	-	13
Portugal, - - - - -	-	-	7,007	3,391	-	-
Madeira, - - - - -	-	-	-	-	-	-
Fayal and the other Azores, - - - - -	-	-	-	-	-	-
Cape de Verd Islands, - - - - -	-	12	-	-	-	-
Coast of Brazil, - - - - -	-	-	-	-	-	-
Total, - - - - -	-	12	7,007	3,391	-	-
Italy, - - - - -	-	-	-	-	-	-
China and East Indies, generally, - - - - -	-	-	-	-	-	-
West Indies, generally, - - - - -	-	1,207	-	-	-	-
Africa, generally, - - - - -	-	-	880	-	-	-
Uncertain ports, - - - - -	-	586	-	-	-	-
Grand Total, - - - - -	166,635	3,274,055	3,722,139	810,910	10,256	68,502

## STATEMENT OF IMPORTS—Continued.

FROM WHENCE IMPORTED.	ARTICLES PAYING SPECIFIC DUTIES.							
	Cables.	Tarred Cordage.	Untarred Cordage.	Twine.	Glauber Salts.	Salt.		
	Cwt.					Pounds.	Bushels.	
Russia, - - - - -	786	6,023	-	1	-	-	-	
Sweden, - - - - -	-	-	-	7	-	889,803	7,293	
Swedish West Indies, - - - - -	-	-	-	-	-	-	-	
Total, - - - - -	-	-	-	7	-	889,803	7,293	
Denmark and Norway, - - - - -	-	1,289	-	-	-	-	-	
Danish West Indies, - - - - -	-	-	-	5	1	702,530	5,466	
Total, - - - - -	-	1,289	-	5	1	702,530	5,466	
United Netherlands, - - - - -	72	876	38	188	-	15,000	566	
Dutch West Indies and American Colonies, - - - - -	35	-	-	-	-	86,646	4,638	
Dutch East India Islands, - - - - -	-	-	-	-	-	-	-	
Total, - - - - -	107	876	38	188	-	102,212	5,204	
England, Man, and Berwick, - - - - -	412	242	995	1,487	718	15,437,132	443,505	
Scotland, - - - - -	-	-	86	3	150	-	-	
Ireland, - - - - -	205	190	-	-	-	-	1,173	
Guernsey, Jersey, Sark, and Alderney, - - - - -	-	-	-	-	-	210,528	-	
Gibraltar, - - - - -	-	-	-	-	-	-	-	
British African Ports, - - - - -	-	-	-	-	-	-	-	
Cape of Good Hope, - - - - -	-	-	-	-	-	-	-	
British East Indies, - - - - -	-	-	22	73	-	-	-	
British West Indies, - - - - -	12	29	-	-	1	9,524,711	115,828	
Newfoundland and Fisheries, - - - - -	-	-	-	-	-	-	-	
British American Colonies, - - - - -	-	5	-	-	-	71,786	2,835	
Total, - - - - -	629	466	1,103	1,563	869	25,264,157	563,341	
Imperial Ports, - - - - -	-	-	-	-	-	-	-	
Hamburg, Bremen, &c. - - - - -	366	1,825	7	38	-	107,325	7,050	
France, - - - - -	52	33	1	-	-	835,600	1,466	
French West Indies, - - - - -	-	48	-	5	-	1,495,397	6,168	
Isles of France and Bourbon, - - - - -	-	-	-	-	-	-	8,756	
Total, - - - - -	52	81	1	5	-	2,330,997	16,390	
Spain, - - - - -	106	263	-	-	-	5,917,989	93,747	
Teneriffe and the other Canaries, - - - - -	-	-	-	-	-	293,586	1,637	
Spanish West Indies, - - - - -	-	-	-	-	-	-	39	
Honduras, Campeachy, &c. - - - - -	-	-	-	-	-	-	-	
Floridas and Louisiana, - - - - -	-	-	-	-	-	-	-	
Manilla and Spanish American Colonies, - - - - -	-	-	-	-	-	-	-	
Total, - - - - -	106	263	-	-	-	6,211,575	95,423	
Portugal, - - - - -	-	9	7	10	-	30,641,883	229,037	
Madeira, - - - - -	-	-	-	-	-	175,864	7,551	
Fayal and the other Azores, - - - - -	-	-	-	-	-	-	-	
Cape de Verd Islands, - - - - -	-	-	-	-	-	3,858,943	74,427	
Coast of Brazil, - - - - -	-	-	-	-	-	-	-	
Total, - - - - -	-	9	7	10	-	34,676,690	311,015	
Italy, - - - - -	-	-	-	-	-	-	-	
China and East Indies, generally, - - - - -	-	-	-	-	-	-	-	
West Indies, generally, - - - - -	-	-	-	-	-	-	-	
Africa, generally, - - - - -	-	-	-	-	-	-	-	
Uncertain ports, - - - - -	-	-	-	3	-	-	-	
Grand Total, - - - - -	2,046	10,832	1,156	1,820	870	70,285,289	1,010,616	

## STATEMENT OF IMPORTS—Continued.

FROM WHENCE IMPORTED.	ARTICLES PAYING SPECIFIC DUTIES.						
	Coal.	Boots.	Shoes & Slippers of Silk.	All other Shoes & Slippers for Men and Women.	All other Shoes and Slippers for Children.	Wool Cards.	Playing Cards.
	Bushels.	Pairs.			Dozens.	Packs.	
Russia, - - - -	-	46	-	53			
Sweden, - - - -							
Swedish West Indies, - - - -							
Total, - - - -							
Denmark and Norway, - - - -	-	19	-	26			
Danish West Indies, - - - -	-	-	-	1,000			
Total, - - - -	-	19	-	1,026			
United Netherlands, - - - -	-	3	-	6,236	44	-	33,336
Dutch West Indies and American Colonies, - - - -	-						
Dutch East Indies, - - - -	-						
Total, - - - -	-	3	-	6,236	44	-	33,336
England, Man, and Berwick, - - - -	135,630	805	1,499	80,141	24,077	55	7,910
Scotland, - - - -	31,735	91	-	2,403	106		
Ireland, - - - -	86,769	346	-	5,394	26		
Guernsey, Jersey, Sark, and Alderney, - - - -							
Gibraltar, - - - -							
British African Ports, - - - -							
Cape of Good Hope, - - - -							
British East Indies, - - - -	-	-	-	820			
British West Indies, - - - -	406	-	-	64			
Newfoundland and British fisheries, - - - -							
British American colonies, - - - -	-	-	-	381			1,500
Total, - - - -	254,540	1,242	1,499	89,203	24,221	55	9,410
Imperial Ports, - - - -							
Hamburg, Bremen, and other Hanse Towns, - - - -	7,172	407	6	2,445	96	-	31,896
France, - - - -	-	51	1,135	5,127	110	-	3,918
French West Indies, - - - -	614	-	-	542	-	-	852
Isles of France and Bourbon, - - - -							
Total, - - - -	614	51	1,135	5,669	110	-	4,770
Spain, - - - -	-	-	-	71			
Teneriffe and other Canaries, - - - -							
Spanish West Indies, - - - -	75	-	-	1,760			
Honduras, Campeachy, &c. - - - -							
Floridas and Louisiana, - - - -							
Manilla and Spanish American Colonies, - - - -							
Total, - - - -	75	-	-	1,831			
Portugal, - - - -	3,542	10	10	171			
Madeira, - - - -							
Fayal and the other Azores, - - - -							
Cape de Verd Islands, - - - -							
Coast of Brazil, - - - -							
Total, - - - -	3,542	10	10	171			
Italy, - - - -							
China and East Indies, generally, - - - -	-	-	72				
West Indies, generally, - - - -							
Africa, generally, - - - -							
Uncertain ports, - - - -	54	-	-	6			
Grand Total, - - - -	265,997	1,778	2,722	106,640	24,471	55	79,412

*A General Statement of Goods, Wares, and Merchandise, imported into the United States, in Foreign Vessels, commencing October 1st, 1796, and ending September 30, 1797.*

FROM WHENCE IMPORTED.	GOODS SUBJECT TO AD VALOREM DUTIES.					
	At 11 per cent.	At 12½ per cent.	At 13½ per cent.	At 16½ per cent.	At 22 per cent.	At 44 per cent.
	Value of Goods.	Value of Goods.	Value of Goods.	Value of Goods.	Value of Goods.	Value of Goods.
Dollars.						
Russia, - - - - -	7,144					
Prussia, - - - - -	8,732					
Sweden, - - - - -	13,338	-	-	3,894	-	463
Swedish West Indies, - - - - -	-	-	701	161	-	-
Total, - - - - -	13,338	-	701	4,055	-	463
Danish West Indies, - - - - -	3,997	-	724	2,567		
United Netherlands, - - - - -	1,100	-	155	2,859	155	
Dutch West Indies and American Colonies, - - - - -	663	-	-	1,003		
Dutch East Indies, - - - - -	-	-	324	13,049		
Total, - - - - -	1,763	-	479	16,911	155	
England, Man, and Berwick, - - - - -	287,153	-	139,351	161,657	2,880	
Ireland, - - - - -	4,624					
Guernsey, Jersey, Sark, and Alderney, - - - - -	3,465					
Gibraltar, - - - - -	639	-	-	5,048		
British African Ports, - - - - -	803					
Cape of Good Hope, - - - - -	1,244					
British East Indies, - - - - -	-	22,272	113,105	1,760	2,994	
British West Indies, - - - - -	4,692	-	1,017	8,728		
Newfoundland and British fisheries, - - - - -	21,451	-	-	183		
British American colonies, - - - - -	184,783	-	1,308	9,085	59	2,189
Total, - - - - -	510,854	22,272	254,781	186,463	5,933	2,189
Hamburg, Bremen, &c. - - - - -	503,975	-	76,100	31,310	13,851	18,689
France, - - - - -	49,964	-	1,623	40,887	93	22,926
French West Indies, - - - - -	6,364	-	3,987	7,172		
Isles of France and Bourbon, - - - - -	-	-	-	399		
Total, - - - - -	56,328	-	5,610	48,458	93	22,926
Spain, - - - - -	995	-	-	10,140	-	3,475
Teneriffe and other Canaries, - - - - -	15,762	-	839	2,626		
Spanish West Indies, - - - - -	4,361	-	-	2,625		
Honduras, Campeachy, &c. - - - - -	20					
Floridas and Louisiana, - - - - -	166	-	-	84		
Manilla and Spanish American colonies, - - - - -	-	2,419	150	840		
Total, - - - - -	21,304	2,419	989	16,315	-	3,475
Portugal, - - - - -	1,611	-	245	763	49	
Italy, - - - - -	72,084	-	1,685	95,912	348	32,436
China and East Indies, generally, - - - - -	-	-	17,158	1,183		
West Indies, generally, - - - - -	-	-	-	822		
Africa, generally, - - - - -	24	-	-	29		
Grand Total, - - - - -	1,201,154	24,691	358,472	404,788	20,429	80,178

## STATEMENT OF IMPORTS—Continued.

FROM WHENCE IMPORTED.	ARTICLES PAYING SPECIFIC DUTIES.							
	WINES.				FOREIGN SPIRITS.		Molasses.	Beer, Ale, and Porter.
	Madeira.	Burgundy and Champaign.	Sherry.	All other	From Grain.	From other Materials.		
	Gallons.							
Russia, - - - - -	-	-	-	-	-	-	-	-
Prussia, - - - - -	-	-	-	-	-	-	-	-
Sweden, - - - - -	-	-	-	300	-	1,517	-	-
Swedish West Indies, - - - - -	6,489	-	-	211	897	13,675	1,271	-
Total, - - - - -	6,489	-	-	511	897	15,192	1,271	-
Danish West Indies, - - - - -	607	-	1,031	10,292	412	92,101	24,310	-
United Netherlands, - - - - -	-	-	-	-	5,272	5,760	-	-
Dutch West Indies and American Colonies, - - - - -	93	-	-	-	-	1,305	13,174	-
Dutch East Indies, - - - - -	294	-	-	-	2,916	-	-	-
Total, - - - - -	386	-	-	-	8,188	7,065	13,174	-
England, Man, and Berwick, - - - - -	-	-	-	790	-	-	-	5,536
Ireland, - - - - -	-	-	-	-	-	-	-	-
Guernsey, Jersey, Sark, and Alderney, - - - - -	-	-	-	-	-	12,176	-	-
Gibraltar, - - - - -	-	-	-	-	-	-	-	-
British African Ports, - - - - -	-	-	-	-	-	1,789	-	-
Cape of Good Hope, - - - - -	-	-	-	-	-	-	-	-
British East Indies, - - - - -	-	-	-	-	-	-	-	-
British West Indies, - - - - -	-	-	32	-	114	103,610	15,026	-
Newfoundland and British Fisheries, - - - - -	-	-	-	-	-	-	-	-
British American Colonies, - - - - -	-	-	-	20,654	-	-	-	-
Total, - - - - -	-	-	32	21,444	114	117,575	15,026	5,536
Hamburg, Bremen, &c. - - - - -	288	-	939	13,836	15,879	9,537	-	133
France, - - - - -	-	396	2,267	84,416	-	71,826	-	-
French West Indies, - - - - -	90	-	816	3,231	-	35,604	86,616	-
Isles of France and Bourbon, - - - - -	-	-	-	-	2,775	-	-	-
Total, - - - - -	90	396	3,083	87,647	2,775	107,430	86,616	-
Spain, - - - - -	-	-	47,718	10,178	-	55,926	-	-
Teneriffe and the other Canaries, - - - - -	16,883	-	-	18,966	1,112	2,445	-	-
Spanish West Indies, - - - - -	-	-	-	-	-	4,736	145,139	-
Honduras, Campeachy, &c. - - - - -	-	-	-	-	-	-	-	-
Floridas and Louisiana, - - - - -	-	-	-	4	-	2,148	-	-
Manilla and Spanish American Colonies, - - - - -	-	-	-	-	-	-	290	-
Total, - - - - -	16,883	-	47,718	29,148	1,112	65,255	145,429	-
Portugal, - - - - -	-	-	-	68,429	1,386	-	-	-
Italy, - - - - -	-	-	2,881	101,773	-	286,992	-	-
China and East Indies, generally, - - - - -	-	-	-	-	-	-	-	-
West Indies, generally, - - - - -	-	-	-	-	-	11,613	-	-
Africa, generally, - - - - -	-	-	-	-	-	-	-	-
Grand Total, - - - - -	24,743	396	55,684	333,080	30,763	712,760	285,826	5,669

## STATEMENT OF IMPORTS—Continued.

FROM WHENCE IMPORTED.	ARTICLES PAYING SPECIFIC DUTIES.							
	TEA.			Coffee.	Cocoa.	Choco- late.	SUGAR.	
	Bohea.	Souchong.	Hyson.				Brown.	All others.
	Pounds.							
Russia, - - - - -								
Prussia, - - - - -								
Sweden, - - - - -								
Swedish West Indies, - - - - -				35,867	-	-	121,903	
Total, - - - - -				35,867	-	-	121,903	
Danish West Indies, - - - - -				69,965	1,024	-	1,478,648	174,867
United Netherlands, - - - - -								
Dutch West Indies and American Colonies, - - - - -				79,674	-	-	130,925	
Dutch East Indies, - - - - -		42		703,641	-	-	474,025	136
Total, - - - - -		42		783,315	-	-	604,950	136
England, Man, and Berwick, - - - - -			6					
Ireland, - - - - -								
Guernsey, Jersey, Sark, and Alderney, - - - - -								
Gibraltar, - - - - -								
British African Ports, - - - - -								
Cape of Good Hope, - - - - -							21,930	
British East Indies, - - - - -							392,417	
British West Indies, - - - - -				60,983	147,921		574,089	2,359
Newfoundland and British fisheries, - - - - -								
British American Colonies, - - - - -				53,728	3,077			
Total, - - - - -			6	114,711	150,998	-	988,436	2,359
Hamburg, Bremen, &c. - - - - -						6		
France, - - - - -								
French West Indies, - - - - -	571			2,023,095	64,288		2,137,795	45,153
Isles of France and Bourbon, - - - - -			112	33,246			50,529	
Total, - - - - -	571		112	2,056,341	64,288		2,188,324	45,153
Spain, - - - - -				1,308				
Teneriffe and the other Canaries, - - - - -								
Spanish West Indies, - - - - -				120,297	871		1,368,852	915,633
Honduras, Campeachy, &c. - - - - -								
Floridas and Louisiana, - - - - -							56,878	
Manilla and Spanish American Colonies, - - - - -							541,868	
Total, - - - - -				121,605	871		1,937,598	915,633
Portugal, - - - - -								
Italy, - - - - -								
China and East Indies, generally, - - - - -		30,013	275					
West Indies, generally, - - - - -				46,358			178,036	
Africa, generally, - - - - -								
Grand Total, - - - - -	571	30,055	393	3,228,162	217,181	6	7,497,895	1,138,148

## STATEMENT OF IMPORTS—Continued.

FROM WHENCE IMPORTED.	ARTICLES PAYING SPECIFIC DUTIES.								
	CANDLES.		Cheese.	Soap.	Pepper.	Pimento.	Tobacco.	Snuff.	Indigo.
	Tallow.	Wax, &c.							
Pounds.									
Russia, - - - -	2,004								
Prussia, - - - -									
Sweden, - - - -									
Swedish West Indies, - - - -									
Total, - - - -									
Danish West Indies, - - - -								60	1,233
United Netherlands, - - - -			3,101						
Dutch West Indies and American colonies, - - - -					33,005				
Dutch East Indies, - - - -									
Total, - - - -			3,101		33,005				
England, Man, and Berwick, - - - -	1,886		1,494	2,126	316				
Ireland, - - - -									
Guernsey, Jersey, Sark, and Alderney, - - - -				6,409					
Gibraltar, - - - -									
British African Ports, - - - -									
Cape of Good Hope, - - - -					130,066				
British East Indies, - - - -					264	4,957	904		
British West Indies, - - - -									
Newfoundland and British Fisheries, - - - -				5,978					20
British American Colonies, - - - -									
Total, - - - -	1,886		1,494	14,513	130,646	4,957	904		20
Hamburg, Bremen, &c. - - - -	13,045	199		59,947					
France, - - - -			107	9,575				548	
French West Indies, - - - -							81		4,119
Isles of France and Bourbon, - - - -									348
Total, - - - -			107	9,575			81	548	4,467
Spain, - - - -			50	2,484					
Teneriffe and other Canaries, - - - -									
Spanish West Indies, - - - -							307		
Honduras, Campeachy, &c. - - - -									
Floridas and Louisiana, - - - -							33		
Manilla and Spanish American colonies, - - - -					14,578				5,473
Total, - - - -			50	2,484	14,578		340		5,473
Portugal, - - - -									
Italy, - - - -	14,580		872	591,978					
China, and East Indies, generally, - - - -									
West Indies, generally, - - - -									
Africa, generally, - - - -									
Grand Total, - - - -	32,115	199	5,624	678,497	178,229	4,957	1,325	608	11,193

## STATEMENT OF IMPORTS—Continued.

FROM WHENCE IMPORTED.	ARTICLES PAYING SPECIFIC DUTIES.								
	Cotton.	Nails and Spikes.	Bar, and other Lead.	Steel, unwrought.	Hemp.	Tarred Cordage.	Untarred Cordage.	Twine & Packthread	Glauber Salts.
	Pounds.			Cwt.					
Russia, - - - -	-	-	-	-	1,805	326			
Prussia, - - - -									
Sweden, - - - -									
Swedish West Indies, - - - -									
Total, - - - -									
Danish West Indies, - - - -	6,509	-	42						
United Netherlands, - - - -						478			
Dutch West Indies, and American Colonies, - - - -	2,803								
Dutch East India Islands, - - - -									
Total, - - - -	2,803					478			
England, Man, and Berwick, - - - -		109,708	10,781	214	-	2	21	38	
Ireland, - - - -									
Guernsey, Jersey, Sark, and Alderney, - - - -									
Gibraltar, - - - -									
British African Ports, - - - -									
Cape of Good Hope, - - - -	3,370								
British East Indies, - - - -	73,356				173			175	
British West Indies, - - - -	17,682	2,323		25					
Newfoundland and British fisheries, - - - -									
British American colonies, - - - -	609		100	27					
Total, - - - -	99,977	112,031	10,881	266	173	2	21	213	
Hamburg, Bremen, &c. - - - -		4,316		8	1,897	236		13	1
France, - - - -		21,287							
French West Indies, - - - -	63,859		6,339					10	
Isles of France and Bourbon, - - - -									
Total, - - - -	63,859	21,287	6,339					10	
Spain, - - - -			3,920						
Teneriffe and other Canaries, - - - -		2,025							
Spanish West Indies, - - - -	4,586								
Honduras, Campeachy, &c. - - - -									
Floridas and Louisiana, - - - -	52,677						2		
Manilla and Spanish American colonies, - - - -									
Total, - - - -	57,253	2,025	3,920				2		
Portugal, - - - -				404		117			
Italy, - - - -									
China and East Indies, generally, - - - -								3	
West Indies, generally, - - - -	2,091								
Africa, generally, - - - -									
Grand Total, - - - -	232,512	139,659	21,182	678	3,875	1,159	23	239	1



## STATEMENT OF IMPORTS—Continued.

FROM WHENCE IMPORTED.	ARTICLES PAYING SPECIFIC DUTIES.							
	Salt.		Coal.	Boots.	Shoes and Slippers of Silk.	All other Shoes & Slippers for Men and Women.	All other Shoes and Slippers for Children.	Playing Cards.
	Pounds.	Bushels.	Bushels.					
Russia, - - - - -								
Prussia, - - - - -								
Sweden, - - - - -								
Swedish West Indies, - - - - -	834,878	11,277						
Total, - - - - -	834,878	11,277						
Danish West Indies, - - - - -	343,122	5,377	1,071	-	-	550	250	
United Netherlands, - - - - -								
Dutch West Indies and American Colonies, - - - - -	253,936	8,699	-	6	-	8		
Dutch East Indies, - - - - -								
Total, - - - - -	253,936	8,699	-	6	-	8		
England, Man, and Berwick, - - - - -	982,238	86,747	7,439	1	4	371		
Ireland, - - - - -			2,632	78	-	437	87	
Guernsey, Jersey, Sark, and Alderney, - - - - -								
Gibraltar, - - - - -								
British African Ports, - - - - -								
Cape of Good Hope, - - - - -								
British East Indies, - - - - -								
British West Indies, - - - - -	1,382,266	35,259	-	-	-	10		
Newfoundland and British fisheries, - - - - -	9,632							
British American colonies, - - - - -			3,447	-	-	1,073	25	2,112
Total, - - - - -	2,374,136	122,006	13,518	79	4	1,891	112	2,112
Hamburg, Bremen, &c. - - - - -				90	-	2,053	-	4,788
France, - - - - -								
French West Indies, - - - - -	209,830	6,465	152	41	51	183	156	288
Bourbon and Mauritius, - - - - -		2,124				2		
Total, - - - - -	209,830	8,589	152	41	51	185	156	288
Spain, - - - - -	4,404,676	14,064						
Teneriffe and other Canaries, - - - - -								
Spanish West Indies, - - - - -								
Honduras, Campeachy, &c. - - - - -								
Floridas and Louisiana, - - - - -								
Manilla and Spanish American Colonies, - - - - -								
Total, - - - - -	4,404,676	14,064						
Portugal, - - - - -	1,691,781	57,094						
Italy, - - - - -		857		165	275	5,417	304	
China and East Indies, generally, - - - - -								
West Indies, generally, - - - - -								
Africa, generally, - - - - -								
Grand Total, - - - - -	10,112,359	227,963	14,741	381	330	10,104	822	7,188

TREASURY DEPARTMENT, Register's Office, January 29, 1799.

JOSEPH NOURSE, Register.

5th Congress.]

No. 46.

[3d Session.

## TONNAGE FOR THE YEAR 1797.

COMMUNICATED TO THE HOUSE OF REPRESENTATIVES, FEBRUARY 7, 1799.

TREASURY DEPARTMENT, *February 7th, 1799.*

SIR:

I have the honor to transmit, herewith, a statement exhibiting the tonnage of the shipping of the United States, at the close of the year 1797.

This account has been extracted from the records kept in pursuance of the acts of Congress for registering and recording, and for enrolling and licensing ships or vessels, and is presumed to be correct except that it includes a considerable number of vessels which have been condemned or detained by foreign nations, and respecting which particular information has not been obtained.

The tonnage of registered, enrolled, and licensed vessels, built in the United States in the year 1797, is found, by returns, to be fifty-seven thousand six hundred and seventy-nine tons.

I have the honor to be, with perfect respect, sir, your obedient servant,

OLIVER WOLCOTT.

*The Honorable the SPEAKER of the House of Representatives.*

Abstract of the Tonnage of the Shipping of the several Districts of the United States, and of Recorded Vessels, on the last day of December, 1797.

DISTRICTS.	Recorded.	Registered.		Enrolled and Licensed.		Licensed under twenty tons, for			Aggregate Tonnage of each District.	Proportions of the Enrolled and Licensed Tonnage employed in the		
		Permanent.	Temporary.	Permanent.	Temporary.	Coasting Trade.	Whale Fishery.	Cod Fishery.		Coasting Trade.	Whale Fishery.	Cod Fishery.
	Tons. 95ths.	Tons. 95ths.	Tons. 95ths.	Tons. 95ths.	Tons. 95ths.	Tons. 95ths.	Tons. 95ths.	Tons. 95ths.		Tons. 95ths.	Tons. 95ths.	Tons. 95ths.
Portsmouth, <i>New Hampshire</i> ,	-	15,032.89	937.56	1,970.54	-	87.56	-	259.92	18,288.62	1,321.84	-	648.65
Newburyport, <i>Massachusetts</i> ,	-	16,290.18	170.62	4,614.01	34.18	38.45	-	434.07	21,581.56	4,293.48	-	354.66
Gloucester,	-	4,106.71	-	3,071.86	-	426.52	-	2,858.05	10,463.24	1,371.85	-	1,700.01
Salem,	-	18,050.45	439.86	6,108.90	-	46.63	-	56.36	24,691.67	2,111.45	-	3,997.45
Marblehead,	-	7,127.71	-	11,167.92	-	154.37	-	46.00	18,388.36	7,190.16	-	3,977.76
Boston,	-	64,737.92	5,936.06	12,227.68	1,023.73	5.22	-	180.03	84,259.89	10,124.61	-	3,126.80
Plymouth,	-	2,745.89	-	6,255.16	-	587.74	-	120.07	9,126.39	1,534.20	-	4,720.91
Barnstable,	-	198.87	-	14,090.25	-	32.50	-	-	14,876.91	5,869.78	236.54	7,983.83
Nantucket,	-	10,371.51	-	3,340.13	159.63	33.91	-	-	13,903.82	3,244.30	255.46	-
Edgartown,	-	108.02	-	301.85	-	192.56	-	-	443.83	163.75	138.10	-
New Bedford,	-	8,091.29	525.07	4,036.22	-	162.68	-	-	12,845.19	3,257.17	473.55	305.45
Dighton,	-	1,772.69	1,140.66	2,940.92	58.63	95.14	-	14.18	6,089.91	2,915.03	-	84.57
York, <i>Massachusetts</i> ,	-	802.15	-	1,969.85	-	41.02	-	108.93	2,976.17	191.89	-	1,777.91
Biddeford,	-	7,393.38	168.09	2,391.42	75.26	300.00	-	186.49	10,255.71	2,151.09	-	315.59
Portland,	-	13,217.30	304.93	5,084.77	-	95.00	-	315.36	19,222.46	3,965.48	-	1,119.29
Bath,	-	5,125.27	1,075.14	2,639.12	-	53.78	-	150.01	9,084.54	2,451.21	-	187.86
Wiscasset,	-	12,048.80	-	1,837.69	-	177.73	-	476.59	14,417.01	1,772.66	-	65.03
Penobscot,	-	1,694.70	32.28	4,440.76	-	441.45	-	409.74	6,755.36	4,340.03	-	100.73
Frenchman's Bay,	-	152.19	-	2,033.11	-	26.69	-	90.81	2,717.61	1,730.29	-	302.77
Machias,	-	188.65	162.00	573.70	-	-	-	77.46	1,023.60	456.72	-	116.93
Passamaquoddy,	-	117.92	695.28	57.18	29.20	-	-	41.81	941.49	66.24	-	20.14
Island, South Hero, <i>Vermont</i> ,	-	-	-	-	-	-	-	-	-	-	-	-
Newport, <i>Rhode Island</i> ,	-	8,624.53	258.50	4,177.56	86.63	602.53	-	45.50	13,795.40	3,629.39	-	634.80
Providence,	-	10,719.63	83.37	2,134.77	26.00	49.58	-	-	13,013.45	2,071.16	-	89.61
New London, <i>Connecticut</i> ,	-	8,114.29	200.74	4,151.79	235.02	756.23	-	365.51	13,823.68	3,566.64	-	820.17
New Haven,	-	4,625.25	87.89	1,801.75	-	123.22	-	-	6,638.21	1,801.75	-	-
Fairfield,	-	1,007.54	-	2,992.59	-	97.69	-	-	4,097.87	2,911.88	-	80.66
Sag Harbor, <i>New York</i> ,	-	765.32	-	1,045.91	-	75.63	-	69.11	1,956.07	807.13	-	238.78
New York,	-	98,847.51	9,674.06	42,634.10	1,042.89	1,732.79	-	-	153,931.45	43,677.04	-	-
Lake Champlain,	-	-	-	-	-	-	-	-	-	-	-	-
Perth Amboy, <i>New Jersey</i> ,	-	292.51	447.21	5,417.80	99.88	566.28	-	-	6,823.78	5,517.73	-	-
Burlington,	-	23.00	-	785.02	-	98.03	-	-	906.05	785.02	-	-
Bridgetown,	-	-	-	4,364.02	30.85	1,047.52	-	-	5,442.44	4,394.87	-	-
Great Egg Harbor,	-	-	-	-	-	-	-	-	-	-	-	-
Pennsylvania,	-	81,838.55	6,562.17	7,419.60	318.35	440.36	-	-	96,579.13	7,738.00	-	-
Wilmington, <i>Delaware</i> ,	-	2,207.80	516.39	3,852.28	48.26	260.81	-	-	6,885.64	3,900.54	-	-
Baltimore, <i>Maryland</i> ,	-	49,536.65	2,959.33	5,958.46	-	1,383.28	-	-	59,837.80	5,958.46	-	-
Chester,	-	65.00	-	2,042.56	-	779.00	-	-	2,886.56	2,042.56	-	-
Oxford,	-	67.12	-	5,160.04	30.00	1,374.90	-	-	6,632.11	5,190.04	-	-
Vienna,	-	687.37	-	4,861.00	-	1,887.94	-	-	7,426.36	4,861.00	-	-

ABSTRACT—Continued.

DISTRICTS.	Recorded.	Registered.		Enrolled and Licensed.		Licensed under twenty tons, for			Aggregate Tonnage of each District.	Proportions of the Enrolled and Licensed Tonnage employed in the		
		Permanent.	Permanent.	Permanent.	Temporary.	Coasting Trade.	Whale Fishery.	Cod Fishery.		Coasting Trade.	Whale Fishery.	Cod Fishery.
	Tons. 95ths.	Tons. 95ths.	Tons. 95ths.	Tons. 95ths.	Tons. 95ths.	Tons. 95ths.	Tons. 95ths.	Tons. 95ths.		Tons. 95ths.	Tons. 95ths.	Tons. 95ths.
Snow Hill, <i>Maryland</i> , - - -	-	40.00	-	1,658.16	-	469.03	-	-	2,167.19	1,658.16	-	-
Annapolis, - - -	-	-	-	1,102.13	-	339.69	-	-	1,441.82	1,102.16	-	-
Nottingham, - - -	-	-	-	947.49	-	63.63	-	-	1,011.17	947.49	-	-
Cedar Point, - - -	-	-	-	1,526.01	-	353.06	-	-	1,879.07	1,526.01	-	-
Georgetown, - - -	-	2,529.86	79.00	854.62	-	257.55	-	-	3,721.13	854.62	-	-
Norfolk, <i>Virginia</i> , - - -	-	17,872.20	3,487.55	6,160.55	633.09	1,409.34	-	-	29,562.78	6,793.64	-	-
Bermuda Hundred, - - -	-	4,939.79	552.80	3,579.32	99.00	232.15	-	-	9,403.16	3,678.32	-	-
Hampton, - - -	-	180.82	-	727.64	40.63	462.00	-	-	1,411.19	768.32	-	-
Yorktown, - - -	-	1,060.25	-	2,410.50	-	411.52	-	-	3,882.32	2,410.50	-	-
Tappahannock, - - -	-	1,333.50	76.36	3,234.28	52.80	484.61	-	-	5,181.65	3,287.13	-	-
Yeocomico, - - -	-	-	-	676.25	-	343.15	-	-	1,024.40	676.25	-	-
Dumfries, - - -	-	170.36	212.90	486.55	21.00	393.59	-	-	1,184.50	507.55	-	-
Alexandria, - - -	-	9,562.58	429.70	2,089.80	121.40	367.45	-	-	12,571.08	2,211.25	-	-
Folly Landing, - - -	-	894.84	-	1,293.53	-	480.06	-	-	2,674.42	1,293.53	-	-
Cherry Stone, - - -	-	-	-	-	-	-	-	-	-	-	-	-
South Quay, - - -	-	67.52	94.79	-	-	-	-	-	162.36	-	-	-
Louisville, <i>Kentucky</i> , - - -	-	-	-	-	-	-	-	-	-	-	-	-
Wilmington, <i>North Carolina</i> , - - -	-	2,118.92	253.57	153.30	-	5.65	-	-	2,531.54	153.30	-	-
Newbern, - - -	-	4,370.70	630.81	1,237.78	-	553.93	-	-	6,793.37	1,237.78	-	-
Washington, - - -	-	4,183.36	572.73	1,001.40	127.62	264.39	-	-	6,149.60	1,129.07	-	-
Edenton, - - -	-	5,254.90	535.60	1,600.92	-	538.73	-	-	7,930.30	1,600.92	-	-
Camden, - - -	-	745.46	979.26	1,530.06	-	552.06	-	-	3,806.84	1,530.06	-	-
Georgetown, <i>South Carolina</i> , - - -	-	949.02	55.69	621.67	55.40	-	-	-	1,681.83	677.12	-	-
Charleston, - - -	-	27,449.57	2,906.24	6,426.61	354.30	303.94	-	-	37,440.76	6,780.91	-	-
Beaufort, - - -	-	-	-	-	-	-	-	-	-	-	-	-
Savannah, <i>Georgia</i> , - - -	-	2,826.03	1,370.93	671.34	106.69	17.86	-	-	4,993.00	778.08	-	-
Sunbury, - - -	-	-	-	-	-	-	-	-	-	-	-	-
Brunswick, - - -	-	63.47	-	-	-	-	-	-	63.47	-	-	-
St. Mary's, - - -	-	-	-	-	-	-	-	-	-	-	-	-
Hardwick, - - -	-	-	-	-	-	-	-	-	-	-	-	-
Middletown, - - -	-	5,480.13	118.26	4,757.72	-	396.47	-	-	10,770.63	4,638.12	-	137.60
Hudson, - - -	-	1,696.63	-	1,615.65	-	31.08	-	-	3,343.41	1,569.46	-	46.19
Waldoborough, - - -	-	2,076.88	-	6,723.64	-	127.64	-	-	8,985.87	5,993.78	-	279.81
Havre-de-Grace, - - -	-	-	-	118.56	-	63.00	-	507.61	181.56	118.56	-	-
Little Egg Harbor, - - -	-	-	-	787.20	-	83.90	-	-	871.15	787.20	-	-
Ipswich, - - -	-	378.20	-	171.86	-	97.03	-	408.25	1,055.39	-	-	171.86
-	-	553,043.13	44,734.30	243,676.48	4,910.94	23,325.64	-	7,222.31	876,912.90	214,077.05	1,103.70	33,403.67

## REGISTERED TONNAGE.

The registered vessels which were essentially employed in foreign trade, and the amount of registered tonnage of the United States at the end of 1797, was	Tons. 95ths. <u>597,777.43</u>
--	-----------------------------------

## ENROLLED AND LICENSED TONNAGE.

The enrolled vessels employed in the coasting trade at the close of the year 1797, amount- ed to	Tons. 95ths. 214,077.05
The vessels under 20 tons, licensed for the coasting trade, to	<u>23,325.64</u>
	<u>237,402.69</u>

## FISHING VESSELS.

Enrolled vessels, licensed for the whale fishery,	1,103.70
for the cod fishery,	33,406.67
The vessels under 20 tons, licensed for the cod fishery, amounted to	<u>7,222.31</u>
	41,732.73
Aggregate amount of tonnage for the year 1797,	Tons. <u>876,912.90</u>

TREASURY DEPARTMENT, *Register's Office, January 22, 1799.*

I do hereby certify, that the foregoing statement is a true extract from the quarterly abstracts of tonnage, rendered to the treasury by the collectors of the several districts of the United States, for the year 1797.

JOSEPH NOURSE, *Register.*

5th CONGRESS.]

No. 47.

[3d SESSION

## EXPORTS FOR THE YEAR ENDING SEPTEMBER 30, 1798.

COMMUNICATED TO THE SENATE, FEBRUARY 7, 1799.

TREASURY DEPARTMENT, *February 6th, 1799.*

SIR:

In pursuance of a permanent order of the Senate, I have the honor to transmit, herewith, a statement of goods, wares, and merchandise, exported from the United States during one year prior to the 1st day of October, 1798.

The goods, wares, and merchandise, of foreign growth or manufacture, included in this statement, are estimated at about thirty-three millions of dollars.

I have the honor to be, with perfect respect, sir, your obedient servant.

OLIVER WOLCOTT.

*The Honorable the PRESIDENT of the Senate of the United States.*

*A General Statement of Goods, Wares, and Merchandise, Exported from the United States, commencing on the 1st October, 1797, and ending on the 30th September, 1798.*

WHITHER EXPORTED.	ASHES.		Apples.	BEER, PORTER, AND CIDER.		Beef.	Biscuit, or Ship Bread.	Buck-wheat.	Barley.	Bran and Shorts.	Beans.	Butter.	Boots.	Essence of Bark.	Bricks.	Indian Corn.	Cheese.	
	Pot.	Pearl.		In Casks.	In Bottles													
	Tons.	Barrels.	Gallons.	Dozens.	Barrels.	Kegs.	Bushels.			Pounds.	Pairs.	Gallons.	Number.	Bushels.	Pounds.			
Russia, - - - - -	-	-	-	-	-	5	19	-	-	-	2	-	-	-	-	-	-	
Sweden, - - - - -	-	-	-	-	-	3,988	2,106	1,690	-	-	1,189	46,422	27	-	32,000	123,940	64,086	
Swedish West Indies, - - - - -	-	-	179	98	-	18	24	-	-	-	3	-	-	-	-	-	-	
Denmark and Norway, - - - - -	-	-	-	-	-	7,265	6,805	3,644	-	-	1,001	88,669	52	-	23,300	88,489	68,067	
Danish West Indies, - - - - -	-	-	138	30	-	12	18	-	-	-	-	-	-	-	-	-	-	
United Netherlands, - - - - -	232	187	50	-	-	19,428	4,233	3,038	-	-	1,956	362,796	194	-	189,500	74,446	197,366	
Dutch West Indies and American Colonies, - - - - -	-	-	19	180	-	-	-	-	-	-	117	-	-	-	-	1,325	250	
England, Man, and Berwick, - - - - -	3,398	2,832	66	-	-	-	-	-	3,976	-	-	-	-	-	-	-	-	
Guernsey, Jersey, Sark, and Alderney, - - - - -	-	-	-	-	-	-	-	-	-	-	-	-	-	-	-	293	-	
Scotland, - - - - -	672	363	101	-	-	-	-	-	-	-	-	-	-	-	-	-	-	
Ireland, - - - - -	895	230	3	300	-	6	15	-	-	-	-	6,353	-	-	-	-	-	
Gibraltar, - - - - -	-	-	-	-	-	100	150	-	-	-	-	-	-	-	-	-	-	
Cape of Good Hope, - - - - -	-	-	-	-	-	36	6	220	-	-	-	-	-	-	-	-	-	
British East Indies, - - - - -	-	-	-	-	-	20	-	-	-	-	-	-	-	-	-	-	-	
British West Indies, - - - - -	-	-	908	-	-	14,688	20,711	9,094	-	-	100	6,054	159,173	100	12	81,400	324,502	
Newfoundland and British fisheries, - - - - -	-	-	78	-	-	310	110	5,957	-	-	-	-	-	-	-	6,000	4,745	
British American Colonies, - - - - -	-	-	1,601	622	-	255	2,805	822	27	-	-	143	2,060	-	-	28,600	61,759	
Imperial Ports, - - - - -	-	-	-	-	-	-	-	-	-	-	-	-	-	-	-	-	800	
Hamburg, Bremen, and other Hanse Towns, - - - - -	262	166	-	-	-	217	17	-	-	-	-	-	-	-	-	-	-	
France, - - - - -	396	18	-	-	-	73	35	-	-	-	-	3,759	-	-	-	-	-	
French West Indies, - - - - -	-	-	291	13,192	3,606	24,982	4,525	3,661	-	-	3,442	309,694	2,040	-	49,000	58,359	368,696	
Bourbon and Mauritius, - - - - -	-	-	-	-	-	1,270	1,280	21	-	-	-	39,300	-	-	-	-	-	
Spain, - - - - -	-	-	-	600	-	1,485	198	310	-	-	-	16,709	-	-	-	89,614	10,655	
Teneriffe and other Canaries, - - - - -	-	-	-	-	-	255	122	300	-	-	-	2,497	-	-	-	33,609	400	
Honduras, Campeachy, & Musquito Shore, - - - - -	-	-	-	200	-	50	60	100	-	-	-	3,385	-	-	-	1,200	-	
Spanish West Indies, - - - - -	-	-	417	24,184	1,977	9,655	1,349	696	-	-	2,891	196,787	1,002	-	80,000	17,342	228,464	
Florida and Louisiana, - - - - -	-	-	313	18,920	289	428	229	1,085	90	-	-	45,320	50	-	47,000	1,855	46,062	
Portugal, - - - - -	-	-	-	-	-	1,102	50	18	-	-	-	1,838	-	-	-	222,055	500	
Madeira, - - - - -	-	-	-	-	-	697	670	546	-	-	-	1,551	-	-	-	112,248	1,944	
Fayal and other Azores, - - - - -	-	-	-	-	-	20	12	-	-	-	-	1,354	-	-	-	2,200	1,993	
Cape de Verd Islands, - - - - -	-	-	-	-	-	107	343	-	-	-	-	267	-	-	-	-	1,784	
Morocco and Barbary States, - - - - -	-	-	-	240	-	-	-	-	-	-	-	4,014	10	-	-	-	-	
Italian Ports, - - - - -	-	-	-	-	-	1,036	114	-	-	-	-	-	-	-	-	-	-	
China and East Indies, generally, - - - - -	-	-	-	8,390	220	1,210	334	400	-	-	46	9,222	-	-	-	100	18,208	
West Indies, generally, - - - - -	-	-	67	-	-	688	255	40	-	-	35	5,137	79	-	13,000	6,350	34,844	
Africa, generally, - - - - -	-	-	-	-	-	265	263	30	-	-	4	6,082	-	-	-	-	400	
Northwest Coast of America, - - - - -	-	-	-	-	-	-	-	-	-	-	-	-	-	-	50,000	-	-	
Europe, generally, - - - - -	-	-	-	-	-	-	100	-	-	-	-	-	-	-	-	-	-	
Grand Total, - - - - -	5,855	3,796	4,231	76,991	7,200	89,421	52,793	25,807	27	4,066	150	23,003	1,313,563	3,554	12	599,800	1,218,231	1,183,234

STATEMENT OF EXPORTS—Continued.

1799.]

WHITHER EXPORTED.	Cocoa.	Coffee.	Cotton.	Chocola- te.	Coals.	CANDLES.			Canvass, or Sail Cloth.	Cables and Cor- dage.	CARDS.		Copper, or Brass and Cop- per manu- factu'd.	Coaches and other Carria- ges.	Flour.	FISH.		
						Wax.	Sperma- ceti.	Tallow.			Wool and Cotton.	Playing.				Dried, or Smoked.	Pickled.	
						Pounds.					Bush- els.	Pounds.					Pieces.	Cwt.
Russia, - - - - -	-	177,422	-	-	-	-	-	-	-	-	-	-	-	20	-	-	-	
Sweden, - - - - -	-	80,600	54,521	-	-	-	-	-	-	-	-	-	-	11,357	8,381	3,136	359	
Swedish West Indies, - - - - -	-	-	-	-	-	-	5,233	40,221	-	-	-	-	-	10	-	-	-	
Denmark and Norway, - - - - -	45,472	2,687,809	13,436	-	-	-	-	-	-	-	-	-	-	45,791	7,396	2,352	296	
Danish West Indies, - - - - -	-	-	-	560	-	-	5,463	73,358	54	478	-	200	3,650	45,791	7,396	2,352	296	
United Netherlands, - - - - -	92,193	9,141,520	258,973	-	-	-	-	-	-	-	-	-	-	32,840	94,861	14,378	1,481	
Dutch West Indies and American Colonies, - - - - -	-	-	-	-	-	3,215	29,618	157,769	-	1,456	-	2,042	2,835	244	-	-	-	
England, Man, and Berwick, - - - - -	37,900	3,239,253	5,388,681	-	-	-	-	-	-	-	-	-	-	-	-	-	-	
Guernsey, Jersey, Sark, and Alderney, - - - - -	-	-	-	-	-	-	-	-	-	-	-	-	-	9	-	-	-	
Scotland, - - - - -	-	52,105	1,858,947	-	-	-	-	-	-	-	-	-	-	50	-	-	-	
Ireland, - - - - -	-	415	119,225	-	-	-	-	-	-	-	-	-	-	1,724	-	-	-	
Gibraltar, - - - - -	344,553	56,186	-	-	-	-	-	-	-	40	-	-	-	697	70	40	-	
Cape of Good Hope, - - - - -	-	-	-	-	-	-	-	-	-	-	-	-	-	-	-	-	-	
British East Indies, - - - - -	-	-	-	-	-	1,583	26,458	85,046	-	645	-	-	150	166,386	42,567	14,353	651	
British West Indies, - - - - -	-	-	-	1,000	-	-	-	-	-	-	-	-	-	3,640	-	5	-	
Newfoundland and British fisheries, - - - - -	-	660	300	120	-	-	-	-	-	-	-	-	151	24,948	76	66	90	
British American colonies, - - - - -	-	2,013	2,100	220	-	-	25	386	-	106	5	-	-	-	-	-	-	
Italian Ports, - - - - -	-	35,309	300	-	-	-	-	-	-	-	-	-	400	290	-	-	-	
Hamburg, Bremen, and other Hanse Towns, - - - - -	209,361	31,728,263	945,213	-	200	-	150	-	25	-	-	78	400	290	454	17,384	244	
France, - - - - -	274,342	1,112,617	183,493	-	-	-	-	-	-	-	-	-	-	7	100,395	117,383	21,132	
French West Indies, - - - - -	-	3,400	-	275,175	312	15,081	51,752	467,281	376	806	2,880	4,969	1,527	100,395	117,383	21,132	2,066	
Bourbon and Mauritius, - - - - -	-	-	-	-	-	-	-	8,700	-	260	-	-	-	7,543	12	69	-	
Spain, - - - - -	1,934,444	905,653	535,116	-	-	-	1,778	174	-	-	-	-	-	6,258	63,781	741	-	
Teneriffe and other Canaries, - - - - -	17,260	-	-	500	-	-	1,567	8,148	-	-	-	-	-	1,753	1,019	50	20	
Honduras, Campeachy, and Musquito Shore, - - - - -	-	-	-	-	-	-	1,070	900	-	62	-	832	-	3,120	25	-	-	
Spanish West Indies, - - - - -	-	18	-	-	-	1,181	8,833	78,022	500	3,374	350	12,411	1,800	112,976	27,913	7,767	625	
Floridas and Louisiana, - - - - -	-	1,283	-	-	-	-	6,501	41,024	170	1,125	-	-	620	20,136	504	274	542	
Portugal, - - - - -	54,627	-	-	-	-	-	660	-	-	-	-	-	400	4,542	5,516	-	-	
Madeira, - - - - -	-	-	-	-	-	-	184	1,209	-	210	-	-	-	10,884	2,659	29	60	
Fayal and the other Azores, - - - - -	-	1,520	-	-	-	-	160	1,732	-	-	-	-	-	80	1,095	84	-	
Cape de Verd Islands, - - - - -	-	485	-	-	-	-	280	1,306	10	-	74	-	-	212	75	171	-	
Morocco and Barbary States, - - - - -	-	13,663	-	-	-	-	-	-	-	-	-	-	-	-	56	-	30	
Italian Ports, - - - - -	136,393	340,033	-	-	-	-	-	-	-	-	-	-	-	4,254	19,536	1,239	-	
China and East Indies, generally, - - - - -	-	200	-	-	-	-	-	362	400	872	-	-	-	1,997	294	-	-	
West Indies, generally, - - - - -	-	-	-	-	-	119	2,800	17,000	800	-	-	-	-	4,527	567	682	-	
Africa, generally, - - - - -	-	500	-	50	-	-	1,617	90	-	-	24	-	-	271	5	15	-	
Northwest Coast of America, - - - - -	-	-	-	-	-	-	-	-	-	-	-	-	-	150	-	-	-	
Europe, generally, - - - - -	-	-	-	-	-	-	-	-	-	-	-	-	-	-	-	-	-	
Grand Total, - - - - -	3,146,445	49,580,927	9,360,005	277,625	512	21,179	144,149	982,728	2,335	9,434	103	3,230	20,532	11,533	567,558	411,175	66,827	6,220

EXPORTS FOR THE YEAR 1799.

411

STATEMENT OF EXPORTS—Continued.

WHITHER EXPORTED.	Furniture, House.	Flaxseed.	Gun Powder.	Ginseng.	Hats.	Hams and Bacon.	Hair Powder.	Hops.	Hides, Raw.	Horned Cattle.	Horses.	Hogs.	IRON.				Indigo.	
													Fig.	Bar.	Castings.	All other manufactures of Iron, or Iron and Steel.		
																		Tons.
Russia, - - - - -	-	-	-	-	-	-	-	-	-	-	-	-	-	-	-	-	-	-
Sweden, - - - - -	-	-	-	-	-	-	-	-	-	-	-	-	-	-	-	-	-	-
Swedish West Indies, - - - - -	608	-	-	-	4,190	40,322	250	-	-	386	123	299	-	-	-	1,035	-	-
Denmark and Norway, - - - - -	-	-	-	-	-	-	-	-	-	-	-	-	-	-	-	-	-	26,120
Danish West Indies, - - - - -	2,238	-	-	-	2,689	92,364	6,622	-	-	512	382	331	-	22	2,490	19,757	-	-
United Netherlands, - - - - -	-	-	-	140	-	-	-	1,600	3,792	-	-	-	-	-	-	1,200	-	37,813
Dutch West Indies and American Colonies, - - - - -	6,306	10	-	-	4,366	124,895	840	-	-	237	462	214	-	2	1,600	9,084	-	1,784
England, Man, and Berwick, - - - - -	-	1,731	-	25	-	600	-	-	2,577	-	-	-	60	-	175	-	-	113,190
Guernsey, Jersey, Sark, and Alderney, - - - - -	-	-	-	-	-	-	-	-	-	-	-	-	-	-	-	-	-	-
Scotland, - - - - -	-	12,643	-	-	-	350	-	-	-	-	-	-	-	10	-	-	-	1,715
Ireland, - - - - -	860	208,869	-	-	-	-	-	-	396	-	-	-	-	20	-	-	-	2,285
Gibraltar, - - - - -	-	-	-	-	-	-	-	-	-	-	-	-	-	-	-	-	-	50
Cape of Good Hope, - - - - -	-	-	-	-	-	7,200	-	4,248	-	-	-	-	-	-	-	-	-	-
British East Indies, - - - - -	-	-	-	-	-	4,000	-	-	-	-	-	-	-	127	-	-	-	-
British West Indies, - - - - -	-	-	-	-	-	-	-	-	-	-	-	-	-	2	-	-	-	-
Newfoundland and British fisheries, - - - - -	2,480	-	-	-	147	214,464	7,250	-	-	1,662	1,143	1,663	4	-	-	6,168	-	-
British American colonies, - - - - -	-	-	-	-	-	-	-	-	-	-	-	-	-	-	-	-	-	-
Imperial Ports, - - - - -	36	200	-	-	734	4,762	-	-	-	2	6	10	2	-	-	367	-	208
Hamburg, Bremen, and other Hanse Towns, - - - - -	-	-	-	-	-	-	-	-	-	-	-	-	-	-	-	-	-	46
France, - - - - -	-	1,020	-	100	-	700	-	-	4,346	-	-	-	-	-	-	-	-	63,899
French West Indies, - - - - -	1,473	-	-	-	24,260	286,421	44,403	-	279	-	-	-	-	-	-	-	-	7,458
Bourbon and Mauritius, - - - - -	-	-	6,875	-	-	37,300	-	-	-	1,402	16	1,466	-	29	4,370	14,377	-	-
Spain, - - - - -	100	-	-	-	-	-	-	-	448	-	-	-	38	-	-	1,300	-	-
Teneriffe and other Canaries, - - - - -	-	-	-	-	-	5,090	-	-	-	-	-	-	-	10	-	1,664	-	53,570
Honduras, Campeachy, and Musquito Shore, - - - - -	508	-	-	-	-	3,387	-	-	-	-	-	-	-	21	-	-	-	-
Spanish West Indies, - - - - -	14,033	-	-	-	10,940	247,486	23,241	-	-	20	-	236	14	53	12,644	44,623	-	1,142
Florida and Louisiana, - - - - -	3,405	-	-	-	10,400	5,923	7,850	-	-	-	-	-	-	310	6,752	21,221	-	-
Portugal, - - - - -	-	-	-	-	-	1,030	-	-	-	-	-	-	-	-	-	-	-	994
Madeira, - - - - -	-	-	-	-	-	2,400	1,100	-	-	-	-	-	-	-	-	-	-	-
Fayal and the other Azores, - - - - -	-	-	-	-	432	-	-	-	-	-	-	-	-	-	1,530	17,360	-	-
Cape de Verd Islands, - - - - -	-	-	-	-	765	3,718	600	-	-	-	-	-	-	-	-	-	-	-
Morocco and Barbary States, - - - - -	-	-	-	-	-	-	-	-	-	-	-	-	-	2	-	4,609	-	-
Italian Ports, - - - - -	-	-	-	-	-	5,072	-	-	-	-	-	-	-	-	-	-	-	-
China and East Indies, generally, - - - - -	-	-	-	58,900	1,454	15,900	1,100	-	-	-	-	18	-	-	-	3,000	-	2,375
West Indies, generally, - - - - -	-	-	-	-	2,865	2,200	-	-	-	-	-	-	-	116	-	16,414	-	-
Africa, generally, - - - - -	-	-	-	-	-	-	-	-	-	62	-	-	-	-	-	9,000	-	-
Northwest Coast of America, - - - - -	18	-	-	-	20	-	-	-	-	-	-	-	-	71	-	503	-	-
Europe, generally, - - - - -	-	-	-	-	-	-	-	-	-	-	-	-	-	-	300	200	-	-
Grand Total, - - - - -	32,065	224,473	6,875	59,165	63,262	1,105,584	93,256	5,848	11,838	4,283	2,132	4,237	120	793	29,861	173,074	-	311,457



STATEMENT OF EXPORTS—Continued.

53

T

WHITHER EXPORTED.	MEAL.							OIL.							Oats.	Peas.			
	Lard.	Leather.	Lead and Shot.	Rye.	Indian.	Buck-wheat.	Oat.	Mustard.	Molasses.	Mules.	Medicinal Drugs.	Merchandise.	Linseed.	Spermaceti			Whale and other Fish.		
	Pounds.			Bushels.				Pounds.	Gallons.	Number.	Value in Dollars.	Gallons.					Bushels.		
Russia, - - - - -	-	-	-	-	-	-	-	-	217	-	-	198	-	-	-	-	-	-	-
Sweden, - - - - -	-	-	-	-	-	-	-	-	-	-	-	3	-	-	-	-	-	-	-
Swedish West Indies, - - - - -	37,707	1,769	-	1,334	18,154	-	-	-	-	48	-	91,065	-	-	14,493	5,438	20,336	-	-
Denmark and Norway, - - - - -	-	-	-	-	-	-	-	-	30	-	-	12,688	-	-	-	-	-	-	-
Danish West Indies, - - - - -	62,489	11,394	-	10,519	99,891	-	200	300	-	44	200	277,213	488	-	5,496	5,289	15,740	-	-
United Netherlands, - - - - -	-	-	-	-	-	-	-	-	-	-	-	152,365	-	-	-	-	-	-	-
Dutch West Indies and American Colonies, - - - - -	60,042	8,414	-	29,540	3,495	-	-	1,000	10	285	1,990	689,464	5,176	5,470	83,079	8,092	7,209	-	-
England, Man, and Berwick, - - - - -	140	-	-	-	11	-	-	-	480	-	4,382	221,384	-	54,012	24,118	-	400	-	-
Guernsey, Jersey, Sark, and Alderney, - - - - -	-	-	-	-	-	-	-	-	-	-	-	-	-	-	-	-	-	-	-
Scotland, - - - - -	-	-	-	-	-	-	-	-	-	-	-	21,412	-	-	-	-	-	-	24
Ireland, - - - - -	-	-	-	-	-	-	-	-	-	-	-	14,851	-	2,000	20,910	-	-	-	250
Gibraltar, - - - - -	-	-	-	-	-	-	-	-	-	-	-	21,954	-	-	-	-	-	-	600
Cape of Good Hope, - - - - -	-	-	-	-	-	-	-	-	-	-	-	18,900	-	-	-	-	-	-	-
British East Indies, - - - - -	-	-	-	-	-	-	-	-	-	-	-	3,359	-	-	-	-	-	-	-
British West Indies, - - - - -	180,027	12,205	-	1,677	80,630	-	740	-	-	493	-	530,012	99	7,320	45,195	18,803	52,979	-	-
Newfoundland and British Fisheries, - - - - -	-	-	-	240	90	-	-	-	2,950	-	-	7,250	-	-	-	-	100	-	-
British American Colonies, - - - - -	1,485	1,161	-	3,165	2,450	-	1,060	-	26,835	-	-	27,379	2,575	-	40	1,151	1,113	-	-
Imperial Ports, - - - - -	-	-	-	-	-	-	-	-	-	-	-	44,678	-	-	-	-	-	-	-
Hamburg, Bremen, and other Hanse Towns, - - - - -	-	-	-	-	-	-	-	-	-	-	643	1,473,585	-	6,000	91,278	-	-	-	-
France, - - - - -	-	500	-	-	-	-	-	-	-	-	-	95,161	-	17,620	91,940	-	-	-	-
French West Indies, - - - - -	361,763	32,869	10,057	897	3,568	84	-	727	-	123	694	1,520,617	2,418	11,310	70,514	6,963	9,530	-	-
Bourbon and Mauritius, - - - - -	7,420	-	-	-	-	-	-	-	-	-	-	15,923	-	-	-	-	-	-	-
Spain, - - - - -	930	2,684	-	-	594	-	-	-	-	-	40	40,025	-	-	166,847	-	2,764	-	-
Teneriffe and other Canaries, - - - - -	1,200	32,127	-	-	-	-	-	-	-	-	-	6,497	-	120	1,850	-	400	-	-
Honduras, Campeachy, and Musquito Shore, - - - - -	442	-	-	-	-	-	-	-	-	-	-	148,876	-	-	120	-	-	-	-
Spanish West Indies, - - - - -	157,002	6,283	14,560	450	2,365	-	-	50	224	-	1,700	2,594,047	2,460	246	23,482	30	1,792	-	-
Floridas and Mouisiana, - - - - -	4,509	1,800	-	-	168	-	-	-	-	-	500	448,176	150	160	1,400	-	25	-	-
Portugal, - - - - -	-	-	-	-	-	-	-	-	-	-	-	2,065	-	-	-	-	5,236	-	-
Madeira, - - - - -	-	6,842	-	522	-	-	-	-	-	-	-	14,419	-	-	2,740	-	5,588	-	-
Fayal and other Azores, - - - - -	-	-	-	-	-	-	-	-	662	-	-	2,045	450	-	-	-	40	-	-
Cape de Verd Islands, - - - - -	1,127	-	-	-	-	-	-	-	306	-	-	9,404	-	-	1,200	-	-	-	-
Morocco and Barbary States, - - - - -	-	-	-	-	-	-	-	-	-	-	-	5,058	-	-	-	-	-	-	-
Italian Ports, - - - - -	-	-	-	-	-	-	-	-	-	-	-	218,316	-	24,000	53,984	-	-	-	-
China and East Indies, generally, - - - - -	-	-	45	100	24	-	-	-	164	-	-	62,233	3,000	-	40	-	-	-	-
West Indies, generally, - - - - -	490	-	-	-	254	-	-	-	-	-	-	78,816	200	500	1,314	709	4,102	-	-
Africa, generally, - - - - -	-	-	-	-	-	-	-	-	472	-	-	19,851	-	-	-	-	-	-	-
Northwest Coast of America, - - - - -	-	700	-	-	-	-	-	-	-	-	-	78,439	-	-	-	-	-	-	-
Europe, generally, - - - - -	-	-	-	-	-	-	-	-	-	-	-	-	-	-	-	-	-	-	-
Grand Total, - - - - -	876,773	118,748	24,662	48,444	211,694	84	2,000	2,077	32,350	993	10,149	8,969,828	17,016	128,758	700,040	46,475	128,228	-	-

1799.]

EXPORTS FOR THE YEAR 1798.

413

STATEMENT OF EXPORTS—Continued.

WHITHER EXPORTED.	Pork.	Pitch.	Potatoes.	Poultry.	Rice.	Rye.	Rosin.	SPICES.			SPIRITS.			Shoes and Slippers.	Skins and Furs.	Sadlery.	Silk, Raw.	Starch.
								Pepper.	Pimento.	All other.	Foreign, distilled from grain & other materials.	Domestic, distilled from Foreign materials.	Domestic, distilled from Domestic Produce.					
								Barrels.	Bushels.	Dozens.	Tierces.	Bushels.	Barrels.					
Russia, .....	-	-	-	-	160	-	-	-	-	-	6,993	1,514	-	-	-	-	-	
Sweden, .....	5	-	-	-	470	-	-	-	-	-	-	-	-	-	-	-	-	
Swedish West Indies, .....	1,836	136	7,971	690	1,153	100	191	800	-	450	16,877	120	-	3,530	-	-	900	
Denmark and Norway, .....	10	-	25	-	2,536	-	-	-	-	500	17,615	121,693	-	-	-	-	-	
Danish West Indies, .....	2,824	276	5,841	718	1,851	-	130	1,710	-	1,200	14,912	30	-	6,480	-	436	900	
United Netherlands, .....	-	-	-	-	9,734	-	-	199,530	-	-	1,512	3,958	-	-	12,311	-	-	
Dutch West Indies and American Colonies, .....	5,451	484	8,399	330	2,994	1,350	158	16,923	-	2,766	60,016	1,427	344	12,992	150	240	2,840	
England, Man, and Berwick, .....	8	744	-	-	27,409	-	2,482	-	15,970	12,410	22,793	5,636	-	-	242,268	-	47	
Guernsey, Jersey, Sark, and Alderney, .....	-	-	-	-	-	-	-	-	-	-	-	-	-	-	-	-	-	
Scotland, .....	-	34	-	-	702	-	149	-	-	-	-	-	-	-	-	-	-	
Ireland, .....	4	213	-	-	651	-	2,309	-	-	-	-	-	-	-	5,803	-	-	
Gibraltar, .....	-	-	-	-	371	-	-	-	-	-	-	-	-	-	26,340	-	-	
Cape of Good Hope, .....	40	26	-	-	-	-	28	-	-	-	1,123	-	-	-	-	-	-	
British East Indies, .....	-	86	-	-	10	-	-	-	-	-	8,468	-	-	-	-	-	-	
British West Indies, .....	7,441	955	12,675	1,307	10,458	231	1,124	2,300	-	2,030	51,113	-	305	10,254	-	72	450	
Newfoundland and British Fisheries, .....	63	24	42	-	11	-	-	-	-	-	1,590	32	-	-	-	-	-	
British American colonies, .....	181	784	2,188	36	1,598	929	71	59	-	-	33,278	4,289	90	110	-	-	-	
Imperial Ports, .....	-	-	-	-	213	-	-	-	-	-	1,707	-	-	-	-	-	-	
Hamburg, Bremen, and other Hanse Towns, .....	9	-	15	-	33,696	-	-	6,400	100	60,224	56,551	49,035	-	-	46,403	-	-	
France, .....	29	-	20	-	778	-	-	47,948	-	4,134	4,925	33	-	-	2,880	-	-	
French West Indies, .....	10,163	119	18,810	651	6,549	-	41	3,357	-	399	70,523	2,995	820	110,064	766	-	1,556	
Bourbon and Mauritius, .....	313	137	-	-	-	-	49	-	-	-	1,955	-	-	-	-	-	-	
Spain, .....	270	-	-	-	8,327	-	420	155,502	-	6,060	6,493	784	-	300	-	-	-	
Teneriffe and other Canaries, .....	108	-	-	-	132	-	111	600	-	-	3,780	-	-	-	-	-	150	
Honduras, Campeachy, and Musquito Shore, .....	46	9	-	-	206	-	-	-	-	-	7,263	-	-	240	-	-	-	
Spanish West Indies, .....	2,643	408	12,247	74	6,795	-	74	23,663	-	11,606	91,491	5,173	1,266	6,331	4,216	-	1,500	
Floridas and Louisiana, .....	374	40	859	-	398	-	205	25,650	-	286	28,592	-	-	3,580	1,150	-	17,806	
Portugal, .....	81	5	-	-	4,406	-	587	-	-	-	115	-	115	-	400	-	-	
Madeira, .....	277	-	-	-	2,281	-	-	-	-	-	5,700	162	-	1,330	-	-	-	
Fayal and the other Azores, .....	-	20	-	-	30	-	-	670	-	500	-	-	-	-	-	-	-	
Cape de Verd Islands, .....	105	-	271	-	188	-	-	-	-	-	1,100	10,738	-	618	-	-	-	
Morocco and Barbary States, .....	-	-	-	-	-	-	-	5,360	-	-	11,510	2,250	7,718	-	-	-	-	
Italian Ports, .....	16	627	-	-	903	-	1,345	-	-	-	8,750	705	-	-	2,000	-	-	
China and East Indies, generally, .....	235	55	100	25	5	-	-	-	-	-	26,159	1,624	209	-	10,800	-	-	
West Indies, generally, .....	472	-	242	66	121	-	1	-	-	-	550	-	-	705	-	-	-	
Africa, generally, .....	111	10	100	-	107	-	-	-	-	-	5,006	94,613	3,084	-	-	-	-	
Northwest Coast of America, .....	-	-	-	-	-	-	-	-	-	-	112	449	-	-	-	-	-	
Europe, generally, .....	-	-	-	-	-	-	-	-	-	-	-	-	-	-	-	-	-	
Grand Total, .....	33,115	5,192	69,805	3,897	125,243	2,721	8,364	501,982	18,320	110,283	557,062	305,010	6,233	155,534	355,487	748	47	26,102

STATEMENT OF EXPORTS—Continued.

WHITHER EXPORTED.	Soap.	SUGAR.		Sheep.	Ship Stuff.	Salt.	Snuff.	TOBACCO.		Tallow.	Tar.	Turpen- tine.	Spirits of Turpen- tine.	TEA.					
		Brown and other.	Refined.					Manufac- tured.	Unmanu- factured.					Bohea.	Souchong and other Black.	Hyson.	Other Green.		
		Pounds.						Number.	Cwt.					Bushels.	Pounds.	Pounds.	Hhds.	Pounds.	Barrels.
Russia, - - - - -	-	101,435	-	-	-	-	-	-	142	-	-	-	-	-	-	-	-	-	-
Sweden, - - - - -	26,559	264,320	650	367	15	-	1,706	9,337	129	1,400	664	97	570	-	-	3,863	90	-	-
Swedish West Indies, - - - - -	-	-	-	-	-	-	-	-	1,201	-	-	-	-	-	-	-	-	-	-
Denmark and Norway, - - - - -	-	3,301,261	-	-	-	-	-	-	322	-	-	-	-	-	-	-	-	-	-
Danish West Indies, - - - - -	21,397	-	5,436	328	113	-	1,341	1,692	322	2,809	489	284	604	200	748	80	-	-	-
United Netherlands, - - - - -	-	9,522,415	-	-	-	-	-	225	5,328	-	-	-	-	-	-	-	-	-	-
Dutch West Indies and American Colonies, - - - - -	80,118	-	5,818	355	260	2,487	1,391	47,337	644	673	2,060	442	2,550	1,770	3,291	4,497	1,408	-	-
England, Man, and Berwick, - - - - -	-	5,076,480	-	-	-	-	-	-	31,928	-	17,627	33,716	16,668	-	-	-	-	-	-
Guernsey, Jersey, Sark, and Alderney, - - - - -	-	-	-	-	-	-	-	-	-	-	-	-	-	-	-	-	-	-	-
Scotland, - - - - -	-	623	-	-	-	-	-	-	4,906	-	2,289	928	4,108	-	-	-	-	-	-
Ireland, - - - - -	-	-	-	-	-	-	-	-	2,704	-	1,340	1,600	867	-	-	-	-	-	-
Gibraltar, - - - - -	-	189,975	-	-	-	-	-	-	345	-	-	-	-	-	-	5,600	-	-	-
Cape of Good Hope, - - - - -	-	-	-	-	-	-	-	28,000	22	-	150	15	-	-	-	-	-	-	-
British East Indies, - - - - -	-	-	-	-	-	-	-	600	10	-	425	49	300	-	-	-	-	-	-
British West Indies, - - - - -	114,216	-	6,100	2,651	362	20	23,830	8,362	667	3,138	3,698	1,054	854	640	650	3,452	1,700	-	-
Newfoundland and British Fisheries, - - - - -	30	-	-	-	-	800	-	-	14	-	71	-	-	39,000	12,000	7,200	4,300	-	-
British American colonies, - - - - -	1,070	41,130	-	158	230	41,602	50	546	94	-	2,080	299	60	17,539	5,992	1,815	720	-	-
Imperial Ports, - - - - -	-	49,473	-	-	-	-	-	-	86	-	-	-	-	-	-	-	-	-	-
Hamburg, Bremen, and other Hanse Towns, - - - - -	-	24,735,822	-	-	-	-	6,000	17,445	8,538	-	-	390	-	-	-	3,000	-	-	-
France, - - - - -	-	2,130,446	-	-	-	-	-	300	3,746	-	-	-	2,000	-	1,100	-	-	-	-
French West Indies, - - - - -	418,219	-	12,897	794	1,600	40	34,181	15,476	605	3,518	906	719	32	-	68	900	-	-	-
Bourbon and Mauritius, - - - - -	750	876	-	-	-	184	-	-	865	-	73	-	30	-	-	-	-	-	-
Spain, - - - - -	500	2,876,084	-	-	-	-	600	100	3,665	-	-	-	-	-	-	1,574	-	-	-
Teneriffe and the other Canaries, - - - - -	1,700	82,247	214	-	-	-	240	-	24	-	-	-	-	-	-	-	-	-	-
Honduras, Campeachy, and Musquito Shore, - - - - -	1,000	229	-	-	-	-	-	-	2	-	32	-	-	-	-	138	-	-	-
Spanish West Indies, - - - - -	207,368	46,293	3,519	141	-	40,539	500	705	47	5,072	792	307	1,100	468	68	72	-	-	-
Floridas and Louisiana, - - - - -	117,273	1,157	2,000	-	-	15,542	-	-	31	-	203	120	700	2,560	1,214	3,428	2,660	-	-
Portugal, - - - - -	-	-	-	-	-	-	-	-	-	-	63	40	1,040	-	-	-	-	-	-
Madeira, - - - - -	-	3,944	-	-	11	-	-	-	-	-	-	-	-	-	80	1,029	-	-	-
Fayal and the other Azores, - - - - -	-	-	-	-	-	-	-	-	-	-	20	-	-	-	-	290	-	-	-
Cape de Verd Islands, - - - - -	730	1,161	-	-	-	-	120	-	39	-	-	-	-	-	75	-	-	-	-
Morocco and Barbary States, - - - - -	-	9,860	-	-	-	-	-	-	-	-	-	-	-	-	-	-	-	-	-
Italian Ports, - - - - -	-	3,262,331	-	-	-	-	43,692	10,712	1,847	-	-	-	-	300	-	876	-	-	-
China and East Indies, generally, - - - - -	600	487	120	14	-	-	-	-	-	100	36	120	-	20	-	400	130	-	-
West Indies, generally, - - - - -	7,200	-	-	-	-	-	500	-	20	-	806	82	-	7,900	25,000	3,100	5,600	-	-
Africa, generally, - - - - -	1,124	5,914	-	-	-	-	-	1,432	42	-	10	-	-	-	-	82	-	-	-
Northwest Coast of America, - - - - -	-	-	-	-	-	-	-	-	-	-	-	-	-	-	-	-	-	-	-
Europe, generally, - - - - -	-	-	-	-	-	-	-	-	554	-	-	-	-	-	-	-	-	-	-
Grand Total, - - - - -	999,854	51,703,963	36,754	4,808	2,591	101,214	114,151	142,269	68,567	16,610	33,898	40,188	31,603	70,397	50,286	41,396	16,608	-	-

1799.]

IMPORTS FOR THE YEAR 1798.

STATEMENT OF EXPORTS—Continued.

WHITHER EXPORTED.	WINES.						WOOD.							
	Wheat.	Whale-bone.	Wax.	Madeira.	All other.	Bottled.	Staves and Heading.	Shingles.	Hoops and Poles.	Boards, Plank, Scantling, and Timber.	Timber.	All other Wood and Lumber.	Oak Bark, & other Dye Stuffs and Woods.	All other Articles, or Manufactures of Wood.
	Bushels.	Pounds.		Gallons.		Dozens.	Number.			Feet.	Tons.	Value in Dollars.		
Russia, - - - - -	-	-	-	-	976	-	7,630	-	-	-	-	-	300	-
Sweden, - - - - -	-	-	-	700	5,844	62	516,503	2,175,180	228,860	1,433,255	-	362	-	2,920
Swedish West Indies, - - - - -	-	-	-	-	-	-	12,160	-	-	-	-	30	-	-
Denmark and Norway, - - - - -	-	-	-	-	-	-	1,008,692	4,306,295	366,210	3,536,550	11	7,380	-	4,889
Danish West Indies, - - - - -	-	-	3,448	8,714	27,183	1,875	138,010	-	-	-	11	34	1,410	1,500
United Netherlands, - - - - -	-	-	500	120	-	-	2,600,118	11,237,570	366,532	15,522,450	44	10,138	-	20,187
Dutch West Indies and American Colonies, - - - - -	-	-	-	10,372	39,092	1,529	4,179,916	12,000	1,560	940,834	4,298	19,256	18,120	2,329
England, Man, and Berwick, - - - - -	-	1,000	7,556	16,119	33	-	648,548	-	-	15,604	312	8,985	150	31
Guernsey, Jersey, Sark, and Alderney, - - - - -	-	-	-	-	-	-	1,643,469	3,000	-	112,000	371	6,234	1,380	42
Scotland, - - - - -	-	-	2,215	-	-	-	26,730	-	-	-	-	-	-	-
Ireland, - - - - -	-	-	16,792	850	-	-	4,300	-	500	80,000	-	-	-	39
Gibraltar, - - - - -	-	-	1,900	-	-	-	-	-	-	8,450	-	-	-	201
Cape of Good Hope, - - - - -	-	-	-	2,724	-	60	-	-	-	-	-	-	-	-
British East Indies, - - - - -	-	-	-	20,280	230,000	16,137	11,367,214	18,569,636	417,478	17,115,137	82	13,017	-	15,343
British West Indies, - - - - -	178	-	-600	960	-	-	8,000	-	-	26,000	-	-	-	-
Newfoundland and British fisheries, - - - - -	2,000	-	-	2,985	4,036	-	96,701	58,000	10,000	187,065	27	164	-	5
British American colonies, - - - - -	9,996	-	210	-	-	-	8,400	-	-	-	-	-	-	-
Imperial ports, - - - - -	-	-	-	1,150	200	-	226,650	14,000	-	500,000	81	8,240	31,027	-
Hamburg, Bremen, and other Hanse Towns, - - - - -	-	28,073	3,790	450	2,828	46	88,050	-	-	122,500	-	-	2,000	-
France, - - - - -	-	17,236	-	27,161	356,938	10,131	2,412,570	12,008,346	656,294	7,968,463	21	9,049	-	15,147
French West Indies, - - - - -	-	-	1,700	6,780	-	336	20,000	-	-	-	-	-	-	-
Bourbon and Mauritius, - - - - -	-	-	-	3,210	-	604	443,073	7,000	-	47,400	-	-	1,100	-
Spain, - - - - -	-	2,020	10,275	-	-	-	143,100	-	-	99,122	-	176	-	-
Teneriffe and the other Canaries, - - - - -	2,745	-	9,297	-	-	-	-	86,500	-	12,040	-	-	-	-
Honduras, Campeachy, and Musquito Shore, - - - - -	-	-	-	221	19,127	222	651,405	1,685,050	327,243	3,102,773	-	27,163	-	14,422
Spanish West Indies, - - - - -	-	-	4,500	37,359	349,102	17,004	12,700	9,000	2,950	114,700	-	175	-	73
Floridas and Louisiana, - - - - -	-	-	-	24,233	104,487	6,639	1,081,844	11,600	-	34,246	-	228	-	33
Portugal, - - - - -	-	-	7,978	180	-	-	236,035	3,000	-	90,236	-	-	-	1,525
Madeira, - - - - -	102	-	58,163	-	-	-	188,000	-	-	319,000	290	-	-	24
Fayal and the other Azores, - - - - -	-	-	20,700	-	-	-	4,620	10,000	-	48,000	-	-	-	66
Cape de Verd Islands, - - - - -	-	-	-	1,255	-	134	-	-	-	-	-	-	-	3,157
Morocco and Barbary States, - - - - -	-	-	-	-	-	-	73,457	-	-	66,956	-	6,000	14,100	18
Italian Ports, - - - - -	-	13,976	150	-	-	-	30,000	-	-	45,000	-	-	6,025	320
China and East Indies, generally, - - - - -	-	500	-	1,689	15,405	1,049	180,020	671,250	8,900	840,611	26	43	-	148
West Indies, generally, - - - - -	-	-	-	1,500	1,700	50	1,000	12,000	1,500	16,000	-	108	-	167
Africa, generally, - - - - -	-	-	-	327	1,467	-	-	-	-	-	-	-	-	-
Northwest Coast of America, - - - - -	-	-	-	-	-	-	-	-	-	-	-	-	-	-
Europe, generally, - - - - -	-	-	-	-	-	-	14,364	-	-	-	-	-	-	-
Grand Total, - - - - -	15,021	62,805	149,774	164,874	1,162,883	55,878	28,073,279	50,915,427	2,328,027	52,404,392	5,574	116,772	75,612	82,586

*A Summary of the Value and Destination of the Exports of the United States, agreeably to the foregoing Statement.*

	Value to each Country.	Total value to each Country and the Dominions thereof.
	Dollars.	Dollars.
Russia, - - - - -	60,732	60,732
Sweden, - - - - -	101,657	
Swedish West Indies, - - - - -	631,805	733,462
Denmark and Norway, - - - - -	1,400,258	
Danish West Indies, - - - - -	1,501,253	2,901,511
United Netherlands, - - - - -	4,713,976	
Dutch West Indies and American Colonies, - - - - -	2,706,674	7,420,650
England, Man, and Berwick, - - - - -	9,439,722	
Scotland, - - - - -	1,546,614	
Ireland, - - - - -	922,700	
Gibraltar, - - - - -	225,067	
Cape of Good Hope, - - - - -	33,823	
British East Indies, - - - - -	39,075	
British West Indies, - - - - -	4,255,616	
Newfoundland and the British Fisheries, - - - - -	143,988	
British American Colonies, - - - - -	479,584	17,086,189
Imperial ports, - - - - -	70,730	70,730
Hamburg, Bremen, and other Hanse Towns, - - - - -	14,492,613	14,492,613
France, - - - - -	1,476,588	
French West Indies, - - - - -	5,317,180	
Bourbon and Mauritius, - - - - -	147,718	6,941,486
Spain, - - - - -	2,274,223	
Teneriffe and other Canaries, - - - - -	94,054	
Honduras, Campeachy, and Musquito Shore, - - - - -	218,116	
Spanish West Indies, - - - - -	5,080,543	
Floridas and Louisiana, - - - - -	1,073,617	8,740,553
Portugal, - - - - -	286,781	
Madeira, - - - - -	332,625	
Fayal and other Azores, - - - - -	53,749	
Cape de Verd Islands, - - - - -	55,934	729,089
Morocco and Barbary States, - - - - -	-	19,188
Italian Ports, - - - - -	-	1,334,036
China and East Indies, generally, - - - - -	-	261,795
West Indies, generally, - - - - -	-	248,121
Africa, generally, - - - - -	-	132,883
Northwest Coast of America, - - - - -	-	79,515
Europe, generally, - - - - -	-	74,858
Grand Total, - - - - -	-	61,327,411

NOTE. Three quarterly returns from the district of Wilmington, North Carolina, are wanting.

*A Summary of the Value of the Exports from each State.*

From New Hampshire, - - - - -	\$361,453
Massachusetts, - - - - -	8,639,252
Rhode Island, - - - - -	947,827
Connecticut, - - - - -	763,128
New York, - - - - -	14,300,892
New Jersey, - - - - -	61,877
Pennsylvania, - - - - -	8,915,463
Delaware, - - - - -	183,727
Maryland, - - - - -	12,746,190
Virginia, - - - - -	6,113,451
North Carolina, - - - - -	338,124
South Carolina, - - - - -	6,994,179
Georgia, - - - - -	961,848
Total, - - - - -	\$61,327,411

*Exports of the United States, from the 1st of October, 1797, to 30th of September, 1798.*

SPECIES OF MERCHANDISE.	Quantity, or Value.	SPECIES OF MERCHANDISE.	Quantity, or Value.
Ashes, Pot, - - - Tons,	5,855	Mustard, - - - Pounds,	2,077
Do. Pearl, - - - do.	3,796	Molasses, - - - Galls.	32,350
Apples, - - - Bbbs.	4,231	Mules, - - - No.	993
Beer, Porter, and Cider, in casks, Galls.	76,991	Medicinal Drugs, - - - Dolls.	10,149
Do. do. in bottles, Doz.	7,200	Merchandise, and all other articles not otherwise particularly enumerated, Dolls.	8,967,828
Beef, - - - Bbbs.	89,421	Oil, Linseed, - - - Gals.	17,016
Biscuit, or Ship Bread, - - - do.	52,793	Do. Spermaceti, - - - do.	128,758
Do. - - - Kegs,	25,807	Do. Whale and other Fish, - - - do.	700,040
Buckwheat, - - - Bushels,	27	Oats, - - - Bushels,	46,475
Barley, - - - do.	4,066	Peas, - - - do.	128,228
Bran and Shorts, - - - do.	150	Pork, - - - Bbbs.	33,115
Beans, - - - do.	23,003	Pitch, - - - do.	5,192
Butter, - - - Pounds,	1,313,563	Potatoes, - - - Bushels,	69,805
Boots, - - - Pairs,	3,554	Poultry, - - - Doz.	3,897
Bark, Essence of - - - Galls.	12	Rice, - - - Tierces,	125,243
Bricks, - - - No.	599,800	Rye, - - - Bushels,	2,721
Corn, Indian, - - - Bushels,	1,218,231	Rosin, - - - Bbbs.	8,364
Cheese, - - - Pounds,	1,183,234	Spices, Pepper, - - - Pounds,	501,982
Cocoa, - - - do.	3,146,445	Do. Pimento, - - - do.	18,320
Coffee, - - - do.	49,580,927	Do. all other, - - - Dolls.	110,283
Cotton, - - - do.	9,360,005	Spirits, Foreign, - - - Galls.	557,062
Chocolate, - - - do.	277,625	Do. Domestic, from foreign produce, do.	305,010
Coals, - - - Bushels,	512	Do. do. from domestic do. do.	6,233
Candles, Wax, - - - Pounds,	21,179	Shoes and Slippers, - - - Pairs,	155,534
Do. Spermaceti, - - - do.	144,149	Skins and Furs, - - - Dolls.	355,487
Do. Tallow, - - - do.	982,728	Saddlery, - - - do.	748
Canvass, or Sail Cloth, - - - Pieces,	2,335	Silk, raw, - - - Pounds,	47
Cables and Cordage, - - - Cwt.	9,434	Starch, - - - do.	26,102
Cards, Wool and Cotton, - - - Dozens,	103	Soap, - - - do.	999,954
Do. Playing, - - - Packs,	3,230	Sugar, brown and other clayed, do.	51,703,363
Copper or Brass, and Copper manufactured, - - - Dolls.	20,532	Do. refined, - - - do.	36,754
Coaches and other Carriages, - - - Dolls.	11,533	Sheep, - - - No.	4,808
Flour, - - - Bbbs.	567,558	Ship Stuff, - - - Cwt.	2,591
Fish, dried or smoked, - - - Quintals,	411,175	Salt, - - - Bushels,	101,214
Do. pickled, - - - Bbbs.	66,827	Snuff, - - - Pounds,	114,151
Do. do. - - - Kegs,	6,220	Tobacco, manufactured, - - - do.	142,269
Furniture, household, - - - Dolls.	32,065	Do. unmanufactured, - - - Hhds.	68,567
Flaxseed, - - - Bushels,	224,473	Tallow, - - - Pounds,	16,610
Gunpowder, - - - Pounds,	6,875	Tar, - - - Bbbs.	33,898
Ginseng, - - - do.	59,165	Turpentine, - - - do.	40,188
Hats, - - - Dolls.	63,262	Do. Spirits of, - - - Galls.	31,603
Hams and Bacon, - - - Pounds,	1,105,584	Tea, Bohea, - - - Pounds,	70,397
Hair Powder, - - - do.	93,256	Do. Souchong and other black, do.	50,286
Hops, - - - do.	5,848	Do. Hyson, - - - do.	41,396
Hides, raw, - - - No.	11,838	Do. other Green, - - - do.	16,608
Horned Cattle, - - - do.	4,283	Wheat, - - - Bushels,	15,021
Horses, - - - do.	2,132	Whalebone, - - - Pounds,	62,805
Hogs, - - - do.	4,237	Wax, - - - do.	149,774
Iron, Pig, - - - Tons,	120	Wine, Madeira, - - - Galls.	164,874
Do. Bar, - - - do.	793	Do. all other, - - - do.	1,162,883
Do. Castings, - - - Dolls.	29,861	Do. do. bottled, - - - do.	55,878
Do. all other manufactured, do.	173,074	Wood, Staves and Heading, - - - No.	28,073,279
Indigo, - - - Pounds,	311,457	Do. Shingles, - - - do.	50,915,427
Lard, - - - do.	876,773	Do. Hoops and Poles, - - - do.	2,328,027
Leather, - - - do.	118,748	Do. Boards, Plank, Scantling, &c. Feet,	52,404,392
Lead and Shot, - - - do.	24,662	Do. Timber, - - - Tons,	5,574
Meal, Rye, - - - Bushels,	48,444	Do. all other and lumber, - - - Dolls.	116,772
Do. Indian, - - - do.	211,694	Do. Oak Bark, and all other dye, do.	75,612
Do. Buckwheat, - - - do.	84	Do. all manufactures of - - - do.	82,586
Do. Oat, - - - do.	2,000		

6th CONGRESS.]

No. 48.

[1st SESSION.

## REGISTERED SEAMEN.

COMMUNICATED TO THE HOUSE OF REPRESENTATIVES, DECEMBER 10, 1799.

DEPARTMENT OF STATE, December 9, 1799.

SIR:

In pursuance of the "Act to revive and continue in force certain parts of the "Act for the relief and protection of American seamen," and to amend the same," I have the honor to lay before Congress abstracts of all the returns made to me, by the collectors of the different ports, of registered seamen, and of impressed seamen;\* and a report, exhibiting abstracts of the communications received from the agents employed by virtue of that act.

And am, with great respect, sir, your most obedient servant,

TIMOTHY PICKERING.

The honorable the SPEAKER of the House  
of Representatives of the United States.

Abstract from the returns made to the Secretary of State, by the Collectors of the Customs, of Seamen, registered under the act, entitled "An act for the Relief and Protection of American Seamen."

FOR THE QUARTER ENDING THE 31ST OF MARCH, 1798.

STATES.	DISTRICTS.	Citizens by birth.	Citizens by residence.	Citizens by naturalization.	Born out of the United States, of parents who were citizens.	Aggregate of each District.	Total.
New Hampshire,	Portsmouth, - - - -	33	-	-	-	33	33
Massachusetts, -	Penobscot, from Jan. 10 to 1st April,	16	-	-	-	16	
	Portland and Falmouth, - - -	57	1	-	-	58	
	New Bedford, - - - -	38	-	-	-	38	
	Biddeford and Pepperrelborough,	34	-	-	-	34	
	York, - - - -	2	-	-	-	2	
	Newburyport, - - - -	64	4	1	-	69	
	Gloucester, - - - -	8	-	-	-	8	
	Salem and Beverly, - - - -	63	3	-	-	66	
	Ipswich, - - - -	3	-	-	-	3	
	Dighton, - - - -	2	-	-	-	2	
	Nantucket, - - - -	34	-	-	-	34	
	Bath, - - - -	17	-	-	-	17	
	Wiscasset, - - - -	24	-	-	-	24	
Rhode Island, -	Newport, - - - -	59	3	-	-	62	122
	Providence, - - - -	58	2	-	-	60	
Connecticut, -	New London, - - - -	36	3	-	-	39	65
	New Haven, - - - -	25	1	-	-	26	
New York, - -	New York, - - - -	313	13	4	-	330	330
Maryland, - -	Annapolis, - - - -	6	-	-	-	6	6
Virginia, - -	Bermuda Hundred, - - - -	1	-	-	-	1	150
	Alexandria, - - - -	11	-	-	-	11	
	Tappahannock, - - - -	3	-	1	-	4	
	Norfolk and Portsmouth,	131	-	3	-	134	
North Carolina, -	Newbern, - - - -	43	1	-	-	44	116
	Washington, - - - -	37	-	4	-	41	
	Edenton, - - - -	21	-	-	-	31	
Georgia, - -	Savannah, - - - -	50	-	-	-	50	50
							1,243

\* For returns of Impressed Seamen, &amp;c. see Foreign Relations, December 10, 1799.

ABSTRACT—Continued.

FOR THE QUARTER ENDING THE 30TH JUNE, 1798.

STATES.	DISTRICTS.	Citizens by birth.	Citizens by residence.	Citizens by naturalization.	Born out of the United States, of parents who were citizens.	Aggregate of each District.	Total.
New Hampshire,	Portsmouth, - - - -	37	-	-	-	37	37
Massachusetts, -	New Bedford, - - - -	34	-	-	-	34	
	Boston and Charlestown, from 1st July, 1797, to 30th June, 1798, - - - -	876	-	-	2	878	
	Salem and Beverly, - - - -	91	1	-	-	92	
	Bath, - - - -	13	-	-	-	13	
	Wiscasset, - - - -	10	-	-	-	10	
	Gloucester, - - - -	28	-	-	-	28	
	Nantucket, - - - -	74	-	-	-	74	
	Newburyport, - - - -	27	-	-	-	27	
	Penobscot, - - - -	12	-	-	-	12	
	Portland and Falmouth, - - - -	53	-	-	-	53	
	York, - - - -	15	-	-	-	15	
	Biddeford and Pepperrelborough, - - - -	13	-	-	-	13	
Rhode Island, -	Providence, - - - -	48	2	-	-	50	1,249
	Newport, - - - -	61	-	-	-	61	
Connecticut, -	Fairfield, from 1st of April, 1797, to 30th June, 1798, - - - -	36	1	-	-	37	111
	New Haven, - - - -	37	-	-	-	37	
	New London, - - - -	100	6	-	-	106	
New York, - -	New York, - - - -	496	6	-	-	502	180
Maryland, - -	Snowhill, - - - -	9	-	-	-	9	502
	Oxford, - - - -	3	-	-	-	3	
Virginia, - -	Norfolk and Portsmouth, - - - -	112	3	1	-	116	12
	Alexandria, - - - -	10	-	1	-	11	
	Tappahannock, - - - -	7	-	-	-	7	
	Dumfries, &c. - - - -	8	-	-	-	8	
	Bermuda Hundred, - - - -	7	-	-	-	7	
North Carolina, -	Newbern, - - - -	15	-	-	-	15	149
	Edenton, - - - -	15	-	-	-	15	
	Washington, - - - -	7	-	-	-	7	
Georgia, - -	Savannah, - - - -	9	-	-	-	9	37
							9
							2,286

FOR THE QUARTER ENDING THE 30TH SEPTEMBER, 1798.

New Hampshire,	Portsmouth, - - - -	45	-	-	-	45	45
Massachusetts, -	Penobscot, - - - -	5	-	-	-	5	
	Portland and Falmouth, - - - -	35	-	-	-	35	
	Biddeford and Pepperrelborough, - - - -	25	-	-	-	25	
	York, - - - -	3	-	-	-	3	
	Newburyport, - - - -	9	1	-	-	10	
	Gloucester, - - - -	6	-	-	-	6	
	Salem and Beverly, - - - -	69	1	-	-	70	
	Ipswich, - - - -	1	-	-	-	1	
	New Bedford, - - - -	29	-	-	-	29	
	Frenchman's Bay, - - - -	4	-	-	-	4	
	Nantucket, - - - -	15	-	-	-	15	
	Bath, - - - -	17	-	-	-	17	
Wiscasset, - - - -	16	-	1	-	17		
Rhode Island, -	Providence, - - - -	31	-	-	-	31	237
	Newport, - - - -	34	-	-	-	34	
Connecticut, -	New Haven, - - - -	19	-	-	-	19	65
	New London, - - - -	27	1	-	-	28	
New York, - -	New York, - - - -	216	8	1	-	225	47
New Jersey, -	Perth Amboy, - - - -	6	-	-	-	6	225
Maryland, - -	Snowhill, - - - -	1	-	-	-	1	1



ABSTRACT—Continued.

QUARTER ENDING THE 30TH SEPTEMBER, 1798—Continued.

STATES.	DISTRICTS.	Citizens by birth.	Citizens by residence.	Citizens by naturalization.	Born out of the United States, of parents who were citizens.	Aggregate of each District.	Total.
Virginia, - -	York Town, - - - -	2	-	-	-	2	114
	Dumfries, - - - -	1	-	-	-	1	
	Norfolk and Portsmouth, - - - -	95	-	-	-	95	
	Alexandria, - - - -	11	-	-	-	11	
	Tappahannock, - - - -	5	-	-	-	5	
North Carolina, -	Newbern, - - - -	14	1	-	-	15	47
	Edenton, - - - -	14	-	-	-	14	
	Washington, - - - -	17	1	-	-	18	
							742

FOR THE QUARTER ENDING 31ST DECEMBER, 1798.

New Hampshire,	Portsmouth, - - - -	55	-	-	-	55	55
Massachusetts, -	New Bedford, - - - -	29	1	-	-	30	
	Gloucester, - - - -	15	-	-	-	15	
	Wiscasset, - - - -	20	1	-	-	21	
	Penobscot, - - - -	10	-	-	-	10	
	Bath, - - - -	17	-	-	-	17	
	Dighton, - - - -	2	-	-	-	2	
	Salem and Beverly, - - - -	171	3	-	-	174	
	Portland and Falmouth, - - - -	33	-	-	-	33	
	Marblehead, for one year, - - - -	93	-	1	-	94	
	Boston and Charlestown, from 1st July, to 31st December, 1798, - - - -	381	-	1	-	382	
	Biddeford and Pepperrelborough, - - - -	10	-	-	-	10	
	York, - - - -	1	-	-	-	1	
	Newburyport, - - - -	9	-	-	-	9	
Nantucket, - - - -	33	-	-	-	33		
Ipswich, - - - -	1	-	-	-	1		
Rhode Island, -	Providence, - - - -	27	1	-	-	28	832
	Newport, - - - -	61	-	1	-	62	
Connecticut, -	New London, - - - -	100	1	-	-	101	90
	Middletown, - - - -	72	-	1	-	73	
	New Haven, - - - -	27	-	-	-	27	
New York, - -	New York, - - - -	352	6	-	-	358	201
Virginia, - -	Oxford, - - - -	5	-	-	-	5	358
	Norfolk and Portsmouth, - - - -	80	1	-	-	81	
	Alexandria, - - - -	14	-	-	-	14	
	Bermuda Hundred, - - - -	4	-	-	-	4	
North Carolina, -	Newbern, - - - -	11	2	-	-	13	104
	Edenton, - - - -	7	-	-	-	7	
	Washington, - - - -	3	-	-	-	3	
Georgia, - -	Savannah, - - - -	9	-	-	-	9	23
							9
							1,672

FOR THE QUARTER ENDING THE 31ST MARCH, 1799.

New Hampshire,	Portsmouth, - - - -	47	-	-	-	47	47
Massachusetts, -	Penobscot, - - - -	8	1	-	-	9	
	Portland and Falmouth, - - - -	65	-	-	-	65	
	York, - - - -	3	-	-	-	3	
	Newburyport, - - - -	55	-	-	-	55	
	Gloucester, - - - -	25	-	-	-	25	
	Salem and Beverly, - - - -	166	6	1	-	173	
	Biddeford and Pepperrelborough, - - - -	14	-	-	-	14	
	Ipswich, - - - -	2	-	-	-	2	
	Dighton, - - - -	4	-	-	-	4	
	Wiscasset, - - - -	8	-	-	-	8	
	Bath, - - - -	18	-	-	-	18	
	Nantucket, - - - -	28	-	-	-	28	
	Boston and Charlestown, - - - -	354	-	1	-	355	



ABSTRACT—Continued.

FOR THE QUARTER ENDING THE 30TH SEPTEMBER, 1799.

STATES.	DISTRICTS.	Citizens by birth.	Citizens by residence.	Citizens by naturalization.	Born out of the United States, of parents who were citizens.	Aggregate of each District.	Total.
New Hampshire,	Portsmouth, - - - -	53	-	1	-	54	54
Massachusetts, -	Portland and Falmouth, - - - -	68	-	-	-	68	
	Penobscot, - - - -	6	-	-	-	6	
	York, - - - -	7	-	-	-	7	
	Newburyport, - - - -	58	1	1	-	60	
	Gloucester, - - - -	11	-	-	-	11	
	Salem and Beverly, - - - -	157	1	-	-	158	
	Dighton, - - - -	5	-	-	-	5	
	Frenchman's Bay, - - - -	7	-	-	-	7	
	Nantucket, - - - -	56	-	1	-	57	
	Biddeford and Pepperrelborough, - - - -	19	-	-	-	19	
	Wiscasset, - - - -	33	-	-	-	33	
Rhode Island, -	Newport, - - - -	76	-	-	-	76	431
	Providence, - - - -	46	-	-	-	46	
Connecticut, -	New London, - - - -	81	-	-	-	81	122
	Middletown, 1, 2, and 3 quarters, - - - -	37	-	-	-	37	
	New Haven, - - - -	47	-	-	-	47	
New York, - -	New York, - - - -	97	5	4	-	106	165
Maryland, - -	Snowhill, - - - -	7	-	-	-	7	106
Virginia, - -	Bermuda Hundred, - - - -	3	-	-	-	3	7
	Dumfries, &c. - - - -	1	-	-	-	1	
	Alexandria, - - - -	18	1	-	-	19	
North Carolina, -	Newbern, - - - -	35	1	-	-	36	23
	Washington, - - - -	5	-	-	-	5	
	Edenton, - - - -	19	1	-	-	20	
							61
							969

Summary of Seamen Registered.

First Quarter of 1798,	- - - -	1,243
Second " " "	- - - -	2,386
Third " " "	- - - -	742
Fourth " " "	- - - -	1,672
First " " 1799,	- - - -	1,741
Second " " "	- - - -	2,198
Third " " "	- - - -	969
		<u>Total, 10,851</u>

EXPORTS FOR THE YEAR ENDING SEPTEMBER 30, 1799.

COMMUNICATED TO THE SENATE, FEBRUARY 10, 1800.

TREASURY DEPARTMENT, February 8, 1800.

SIR:

In obedience to the permanent order of the Senate, passed on the 10th day of February, 1796, I have the honor to transmit a statement of goods, wares, and merchandise, exported from the United States, during one year prior to the 1st day of October, 1799, exhibiting the amount exported to each foreign nation.

The value of goods, wares, and merchandise, of the growth or product of foreign countries, exported during the said period, is estimated at forty-five millions five hundred and twenty-three thousand dollars.

I have the honor to be, with perfect, sir, your most obedient servant.

OLIVER WOLCOTT.

The Honorable the PRESIDENT of the Senate of the United States.

*A General Statement of Goods, Wares, and Merchandise, exported from the United States, commencing the 1st of October, 1798, and ending the 30th of September, 1799.*

WHITHER EXPORTED.	ASHES.		BEER, PORTER, & CIDER.			Beef.	Biscuit, or Ship Bread.		Barley.	Bran & Shorts.	Beans.	Butter.	Boots.	Bark, Essence.	Bricks.	{Corn, Indian.
	Pot.	Pearl.	Apples.	In Casks.	In Bottles.		Barrels.	Kegs.								
	Tons.	Tons.	Barrels.	Gallons.	Dozens.											
Russia, - - - - -	-	-	-	-	-	-	-	-	-	-	-	-	-	-	-	-
Prussia, - - - - -	28	6	-	-	-	-	-	-	-	-	-	-	-	-	-	-
Sweden, - - - - -	-	-	-	-	-	-	-	-	-	-	-	-	-	-	-	-
Swedish West Indies, - - - - -	-	-	154	3,294	6	5,247	1,059	1,302	-	30	750	42,205	312	-	16,500	23,141
Denmark and Norway, - - - - -	-	-	-	-	-	15	58	-	-	-	-	-	-	-	-	-
Danish West Indies, - - - - -	-	-	634	4,422	329	11,542	5,266	3,837	71	-	1,129	154,220	1,657	-	83,500	16,537
United Netherlands, - - - - -	-	32	-	-	-	-	34	-	-	-	-	-	-	-	-	-
Dutch West Indies and American Colonies, - - - - -	-	-	352	7,266	2,390	18,689	3,630	4,138	-	-	3,356	402,835	1,757	-	106,000	35,332
England, Man, and Berwick, - - - - -	2,133	1,467	76	-	-	62	-	-	-	-	-	-	-	-	-	30
Guernsey, Jersey, Sark, and Alderney, - - - - -	-	-	-	-	-	-	-	-	-	-	-	-	-	352	-	-
Scotland, - - - - -	836	590	281	-	-	-	-	-	-	-	-	-	-	-	-	-
Ireland, - - - - -	1,221	296	22	1,020	-	4	12	-	-	-	-	-	-	-	-	-
Gibraltar, - - - - -	-	-	-	-	-	3,011	-	-	-	-	-	-	-	-	-	-
Cape of Good Hope, - - - - -	-	-	-	6,000	268	160	-	-	-	-	-	3,402	-	-	-	-
British East Indies, - - - - -	-	-	-	-	-	-	-	-	-	-	-	-	-	-	-	-
British West Indies, - - - - -	-	-	1,642	6,805	2,665	28,451	29,953	14,085	83	155	10,160	169,245	251	32	106,100	496,721
Newfoundland and British fisheries, - - - - -	-	-	-	-	-	27	32	-	-	-	-	-	-	-	-	-
British American colonies, - - - - -	357	6	2,954	4,234	-	1,005	2,796	1,410	8	30	161	13,024	16	-	11,000	4,120
Imperial Ports, - - - - -	-	-	-	-	-	-	-	-	-	-	-	-	-	-	379,300	77,957
Hamburg, Bremen, and other Hanse Towns, - - - - -	41	81	-	-	16	18	19	150	-	-	-	900	-	-	-	64
French West Indies, - - - - -	-	-	108	9,485	149	5,399	980	2,101	-	-	271	103,154	1,645	-	33,000	4,798
French African Ports, - - - - -	-	-	-	-	-	-	-	-	-	-	-	-	-	-	-	-
Spain, - - - - -	33	17	-	-	-	2,191	398	500	-	-	410	8,867	-	-	-	10,946
Teneriffe and other Canaries, - - - - -	-	-	-	-	-	127	-	140	-	-	50	3,571	-	-	-	17,972
Honduras, Campeachy, and Musquito Shore, - - - - -	-	-	4	-	-	359	143	150	-	-	100	5,797	-	-	4,000	208
Spanish West Indies, - - - - -	-	-	3,658	40,682	4,117	8,076	1,518	1,650	-	-	334	302,260	4,133	-	49,966	3,839
Floridas and Louisiana, - - - - -	20	-	2,881	25,912	2,429	956	80	2,305	21	-	60,056	288	-	-	-	2,690
Portugal, - - - - -	-	-	-	-	-	2,308	365	357	369	-	792	1,673	-	-	-	350,192
Madeira, - - - - -	-	9	-	-	-	1,806	38	-	-	-	888	12,000	-	-	-	65,945
Fayal and the other Azores, - - - - -	-	-	-	-	-	23	-	-	-	5	222	1,089	30	-	-	-
Cape de Verd Islands, - - - - -	-	-	6	-	-	182	126	100	-	-	-	3,133	500	-	-	-
Morocco and Barbary States, - - - - -	-	-	-	-	-	-	-	-	-	-	-	-	-	-	-	-
Italian Ports, - - - - -	-	-	-	-	-	243	-	-	-	-	-	1,247	-	-	-	-
China and East Indies, generally, - - - - -	-	-	-	1,220	253	585	249	-	-	-	17	22,947	-	-	-	90,000
West Indies, generally, - - - - -	-	-	-	-	-	403	73	59	-	-	15	2,571	-	-	-	-
Africa, generally, - - - - -	-	-	-	-	-	432	511	250	-	-	63	306	-	-	-	-
North West Coast of America, - - - - -	-	-	-	-	-	-	-	-	-	-	-	-	-	-	-	-
Europe, generally, - - - - -	-	-	-	-	-	-	-	-	-	-	-	-	-	-	-	-
Grand Total, - - - - -	4,669	2,495	12,781	110,340	12,622	91,321	47,340	32,534	552	220	19,998	1,314,503	10,599	384	789,366	1,200,492

STATEMENT OF EXPORTS—Continued.

WHITHER EXPORTED.	Cheese.	Coffee.	Cocoa.	Choco- late.	Cotton.	Coals.	CANDLES.			Canvass, or Sail Cloth.	Cables and Cor- dage.	CARTS.		Copper and Brass manu- factured.	Coaches and other Carriages.	Flour.
							Wax.	Sperma- ceti.	Tallow.			Wooland Cotton.	Playing.			
							POUNDS.					Pieces.	Cwt.			
Pounds.						Bushels.	POUNDS.			Pieces.	Cwt.	Dozens.	Packs.	Dollars.	Barrels.	
Russia, - - - - -	-	37,907	-	-	-	-	-	-	-	-	-	-	-	-	-	-
Prussia, - - - - -	-	1,242,794	1,185	-	-	-	-	1,033	-	-	-	-	-	-	-	-
Sweden, - - - - -	-	10,586	-	-	150	-	-	-	-	-	-	-	-	-	-	-
Swedish West Indies, - - - - -	28,970	-	-	-	-	-	-	-	-	-	-	-	-	-	-	-
Denmark and Norway, - - - - -	-	744,949	5,212	280	15,500	-	3,782	8,078	83,553	6	-	-	-	500	-	16,821
Danish West Indies, - - - - -	116,843	130	-	-	7,800	840	5,571	36,015	268,007	258	189	-	288	-	-	1
United Netherlands, - - - - -	-	988,758	-	-	4,346	-	-	-	-	-	-	-	-	1,000	8,122	64,561
Dutch West Indies and American colonies, - - - - -	228,820	2,244	-	-	-	-	-	-	-	-	-	-	-	-	-	-
England, Man, and Berwick, - - - - -	-	5,277,879	186,100	-	7,271,124	4,564	8,540	51,946	188,303	564	1,264	-	89	1,365	7,935	50,883
Guernsey, Jersey, Sark and Alderney, - - - - -	-	-	-	-	-	-	-	-	-	-	-	-	-	140	-	-
Scotland, - - - - -	-	432,675	-	-	1,406,083	-	-	-	-	-	-	-	-	-	-	-
Ireland, - - - - -	-	29,254	-	-	136,478	-	-	-	-	-	-	-	-	-	-	1
Gibraltar, - - - - -	-	422,593	432,602	-	-	-	-	945	-	-	-	-	-	-	-	-
Cape of Good Hope, - - - - -	6,000	-	-	500	-	-	800	600	-	-	-	-	-	-	-	585
British East Indies, - - - - -	-	-	-	-	-	-	-	-	-	-	84	-	-	-	-	-
British West Indies, - - - - -	190,796	-	-	-	-	480	4,473	52,004	106,682	-	14	-	-	-	-	-
Newfoundland and British fisheries, - - - - -	-	50	-	-	-	-	-	-	150	-	5	-	-	1,670	-	198,958
British American colonies, - - - - -	28,169	2,695	-	4,761	56	-	-	460	34,623	-	693	28	-	-	-	186
Imperial Ports, - - - - -	-	32,986	-	-	-	-	-	-	-	-	-	-	-	-	870	18,606
Hamburg, Bremen, and other Hanse Towns, - - - - -	-	20,968,614	840,193	-	600,018	-	-	-	-	-	-	-	-	-	-	-
French West Indies, - - - - -	29,913	-	-	-	-	970	8,657	27,103	91,772	-	87	-	-	-	2,000	794
French African ports, - - - - -	-	-	-	-	-	-	-	-	-	-	-	-	-	-	5,800	39,560
Spain, - - - - -	-	721,027	4,228,545	850	90,708	-	-	340	5,715	-	-	-	-	-	-	-
Teneriffe and the other Canaries, - - - - -	3,021	-	11,088	-	-	-	-	-	2,706	-	-	-	-	-	-	2,365
Honduras, Campeachy, and Musquito Shore, - - - - -	8,878	236	-	-	-	-	1,600	1,649	9,796	-	-	-	-	-	-	246
Spanish West Indies, - - - - -	463,530	14,065	-	-	-	-	7,922	37,096	164,659	931	41	-	-	730	-	7,470
Florida and Louisiana, - - - - -	51,153	2,652	-	400	-	-	4,500	1,782	94,970	-	1,212	28	-	46,452	8,320	99,107
Portugal, - - - - -	-	-	134,775	-	-	-	-	122	8	-	-	-	-	4,300	6,908	10,703
Madeira, - - - - -	6,500	2,489	-	-	-	-	-	360	650	-	-	-	-	-	115	1,587
Fayal and the other Azores, - - - - -	224	6,336	-	1,000	-	-	-	-	2,790	-	-	-	-	-	-	4,723
Cape de Verd Islands, - - - - -	334	-	-	440	-	-	-	1,750	229	20	-	3	-	-	-	-
Morocco and Barbary States, - - - - -	-	27,000	-	-	-	-	-	-	-	-	-	-	-	-	-	60
Italian Ports, - - - - -	-	1,019,089	131,890	-	-	-	-	-	-	-	630	-	-	-	-	-
China and East Indies, generally, - - - - -	360	80	-	-	-	-	-	333	-	-	-	-	-	-	-	-
West Indies, generally, - - - - -	1,079	-	-	230	-	11,733	3,430	15,590	-	2	27	-	-	2,400	-	845
Africa, generally, - - - - -	-	-	-	-	-	-	-	1,300	4,905	-	-	-	-	-	-	1,052
Northwest Coast of America, - - - - -	-	-	-	550	-	-	-	1,795	873	-	-	-	-	-	-	151
Europe, generally, - - - - -	-	-	-	-	-	-	-	-	-	-	-	-	-	500	-	-
Grand Total, - - - - -	1,164,590	31,987,088	5,970,590	9,011	9,532,263	18,587	49,275	240,301	1,060,391	1,835	5,766	59	377	56,655	42,470	519,265

1800.]

EXPORTS FOR THE YEAR 1799.

425

STATEMENT OF EXPORTS—Continued.

WHITHER EXPORTED.	FISH.			Furniture, Household.	Flax Seed.	Flax.	Gun Powder.	Ginseng.	Hats.	Hams and Bacon.	Hair Powder.	Hops.	Hemp.	Hides, Raw.	Horned Cattle.	Horses.	Hogs.	
	Dried or Smoked.	Pickled.																
	Quintals.	Barrels.	Kegs.															Dollars.
Russia, - - - - -	-	-	-	-	-	-	-	-	-	-	-	-	-	-	-	-	-	-
Prussia, - - - - -	-	-	-	-	-	-	-	-	-	-	-	-	-	-	-	-	-	-
Sweden, - - - - -	9,622	2,098	1,474	40	-	-	-	-	1,010	52,500	2,368	-	-	-	182	66	145	
Swedish West Indies, - - - - -	-	-	-	-	-	-	-	-	-	-	-	-	-	-	-	-	-	
Denmark and Norway, - - - - -	17,640	7,208	1,129	6,881	4	-	-	-	5,232	290,504	3,385	-	-	-	51	398	90	
Danish West Indies, - - - - -	-	-	-	-	-	-	-	-	-	-	-	-	-	1,080	-	-	-	
United Netherlands, - - - - -	38,802	13,512	2,767	25,067	-	-	-	-	30,239	243,423	7,382	-	-	-	86	504	124	
Dutch West Indies and American Colonies, - - - - -	-	-	-	-	11,016	-	-	13,452	-	-	-	-	-	30,370	-	-	-	
England, Man, and Berwick, - - - - -	-	-	-	-	-	-	-	-	-	-	-	-	-	-	-	-	-	
Guernsey, Jersey, Sark, and Alderney, - - - - -	-	-	-	100	10,409	-	-	-	-	-	-	-	-	9,644	-	-	-	
Scotland, - - - - -	-	-	-	300	329,401	-	-	-	-	-	-	-	-	-	-	-	-	
Ireland, - - - - -	5,459	67	-	-	-	-	-	-	500	6,838	-	-	-	-	-	-	-	
Gibraltar, - - - - -	-	-	-	-	-	-	-	-	-	-	-	-	-	-	-	-	-	
Cape of Good Hope, - - - - -	-	-	-	-	-	-	-	-	-	-	-	-	-	-	4,924	4,980	3,100	
British East Indies, - - - - -	141,977	20,423	4,922	1,261	-	133	-	-	4,283	246,693	4,163	16	-	-	-	-	-	
British West Indies, - - - - -	-	-	-	86	-	200	-	-	-	-	-	-	-	-	-	-	-	
Newfoundland and British fisheries, - - - - -	384	314	818	1,609	3	5,635	-	-	1,585	3,385	72	18,320	-	52	27	43	12	
British American colonies, - - - - -	-	-	-	-	-	-	-	-	-	-	-	-	-	29,877	-	-	-	
Imperial Ports, - - - - -	-	-	-	-	-	-	-	-	-	-	-	-	-	-	24	291	260	
Hamburg, Bremen, and other Hanse Towns, - - - - -	24,104	12,201	1,998	1,576	-	-	-	-	15,999	101,882	7,021	-	-	-	-	-	-	
French West Indies, - - - - -	-	-	-	-	-	-	-	-	-	-	-	-	-	1,627	-	-	-	
French African Ports, - - - - -	-	-	-	-	-	-	-	-	-	16,642	-	-	-	-	-	-	-	
Spain, - - - - -	128,546	942	89	-	-	-	-	-	-	11,274	-	-	-	-	-	-	-	
Teneriffe and other Canaries, - - - - -	1,029	133	133	-	-	-	-	-	2,193	4,686	-	-	-	-	-	-	-	
Honduras, Campeachy, &c. - - - - -	100	160	-	192	-	-	-	-	22,424	345,952	6,394	-	34	-	30	5	35	
Spanish West Indies, - - - - -	17,544	4,571	1,598	46,325	-	-	-	-	16,460	44,082	9,906	-	-	-	-	-	-	
Floridas and Louisiana, - - - - -	1,315	580	998	10,714	-	-	-	-	-	7,450	200	-	-	-	-	3	-	
Portugal, - - - - -	3,496	-	-	-	-	-	-	-	-	5,444	-	-	-	-	-	-	-	
Madeira, - - - - -	9,224	281	-	1,030	24	-	-	-	60	-	-	-	-	-	-	-	-	
Fayal and the other Azores, - - - - -	761	89	-	-	-	336	-	-	220	674	-	-	-	-	-	-	-	
Cape de Verd Islands, - - - - -	-	28	-	-	-	-	-	-	-	-	-	-	-	-	-	-	-	
Morocco and Barbary States, - - - - -	-	-	-	-	-	-	-	-	-	-	-	-	-	-	-	-	-	
Italian Ports, - - - - -	14,289	539	9	-	-	-	-	-	400	133,677	400	-	-	-	-	-	20	
China and East Indies, generally, - - - - -	221	88	-	-	-	-	-	-	250	-	428	-	-	-	-	-	-	
West Indies, generally, - - - - -	13,930	306	58	-	-	-	-	-	-	48	3,578	-	-	-	-	-	-	
Africa, generally, - - - - -	82	2	-	-	-	-	-	-	-	63	295	-	-	-	-	-	-	
Northwest Coast of America, - - - - -	-	-	-	-	-	-	-	-	-	-	-	-	-	-	-	-	-	
Europe, generally, - - - - -	-	-	-	-	-	-	-	-	-	-	-	-	-	-	-	-	-	
Grand Total, - - - - -	428,495	63,542	15,993	95,181	350,857	6,304	650	147,192	101,366	1,412,005	42,141	18,336	34	72,650	5,304	6,290	3,786	

STATEMENT OF EXPORTS—Continued.

WHITHER EXPORTED.	IRON.				Indigo.	Lard.	Leather.	Lead.	MEAL.				Mustard.	Molasses.	Mules.	Medicin'l Drugs.	Merchandise and all other Goods not otherwise enumerated.
	Pig.	Bar.	Gas ingrs.	All other Manufact'd and Steel.					Rye.	Indian.	Buck-wheat.	Oat.					
	Tons.	Value in dollars.							Pounds.								
Russia, - - - - -	-	-	-	-	29,948	-	-	-	-	-	-	-	-	-	-	-	1,829
Prussia, - - - - -	-	-	-	-	-	-	-	-	-	-	-	-	-	-	-	-	101
Sweden, - - - - -	-	-	670	540	-	66,525	33,194	-	1,978	15,695	-	-	-	52	420	-	125,737
Swedish West Indies, - - - - -	-	-	-	-	279	-	-	-	-	2	-	-	30	-	-	-	5,003
Denmark and Norway, - - - - -	-	-	-	-	-	305,497	22,279	-	12,609	97,527	-	40	655	6	50	-	1,536,899
Danish West Indies, - - - - -	-	4	1,230	8,838	-	-	-	-	-	-	-	-	-	-	-	-	19,782
United Netherlands, - - - - -	-	-	-	-	3,866	-	-	-	-	-	-	-	-	-	-	-	3,038,619
Dutch West Indies, and American Colonies	-	127	720	23,428	1,468	121,942	11,671	5,600	24,571	13,532	-	1,200	-	106	527	-	3,038,619
England, Man, and Berwick, - - - - -	77	-	-	-	145,401	-	270	-	-	-	-	-	4,000	-	-	-	1,410,571
Guernsey, Jersey, Sark, and Alderney, - - - - -	-	-	-	-	400	-	-	-	-	-	-	-	-	-	-	-	30,240
Scotland, - - - - -	-	-	-	-	2,542	-	-	-	-	-	-	-	-	-	-	-	13,889
Ireland, - - - - -	41	-	-	-	8,014	-	-	-	-	-	-	-	-	-	-	-	38,447
Gibraltar, - - - - -	-	-	-	-	-	-	-	-	-	-	-	-	3,216	-	-	-	1,151
Cape of Good Hope, - - - - -	-	10	-	1,600	-	-	-	-	-	-	-	-	-	-	-	-	143,392
British East Indies, - - - - -	-	-	-	-	-	-	-	-	-	-	-	-	-	-	-	-	305
British West Indies, - - - - -	1	8	200	4,699	29	258,000	30,879	-	5,748	100,000	-	200	-	543	122	-	397,370
Newfoundland and British Fisheries, - - - - -	1	-	-	100	-	-	-	-	86	-	-	-	7,270	-	-	-	540
British American colonies, - - - - -	-	15	214	2,401	70	4,160	26,487	336	3,821	1,518	754	-	39,633	-	28	-	38,205
Imperial Ports, - - - - -	-	-	-	-	-	-	-	-	-	-	-	-	-	-	-	-	25,314
Hamburg, Bremen, and other Hanse Towns, - - - - -	-	-	-	-	87,434	-	-	-	-	-	-	-	-	-	2,647	-	522,023
French West Indies, - - - - -	-	37	-	5,584	-	249,775	6,359	-	284	1,185	-	-	-	-	445	-	1,562,801
French African Ports, - - - - -	-	-	-	-	-	-	-	-	-	-	-	-	-	-	-	-	-
Spain, - - - - -	-	4	-	8,553	30,169	6,770	6,325	-	-	40	-	-	1,800	-	-	-	356,732
Teneriffe and other Canaries, - - - - -	-	-	-	-	-	4,208	7,280	-	-	-	-	-	1,213	-	-	-	74,224
Honduras, Campeachy, and Musquito Shore, - - - - -	-	6	-	769	-	7,353	-	-	-	-	-	-	-	-	-	-	331,266
Spanish West Indies, - - - - -	-	148	2,566	156,645	-	311,950	7,148	225	222	1,277	-	412	4	440	-	-	5,840,061
Floridas and Louisiana, - - - - -	-	20	158	973	40,205	89,199	4,024	824	-	75	-	-	-	-	-	-	2,614,045
Portugal, - - - - -	-	-	-	600	-	5,447	-	-	-	-	-	-	-	-	-	-	143,105
Madeira, - - - - -	-	-	-	1,463	-	1,077	-	-	-	151	-	-	1,225	-	-	-	19,833
Fayal and the other Azores, - - - - -	-	-	-	884	-	428	902	-	-	-	-	-	935	-	-	-	274
Cape de Verd Islands, - - - - -	-	-	-	392	-	-	112	-	-	-	-	12	269	-	-	-	5,549
Morocco and Barbary States, - - - - -	-	-	10,000	-	400	-	-	-	-	-	-	-	-	-	-	-	5,000
Italian Ports, - - - - -	-	-	-	500	2,113	-	3,083	-	-	-	-	-	-	-	-	-	30,437
China and East Indies, generally, - - - - -	-	91	-	12,688	-	14,000	4,500	-	-	65	-	144	1,030	-	-	-	263,846
West Indies, generally, - - - - -	-	-	-	-	-	4,241	-	-	-	-	-	-	-	-	-	-	13,558
Africa, generally, - - - - -	-	6	-	265	-	1,085	-	-	-	159	-	-	324	-	-	-	38,353
North West Coast of America, - - - - -	-	-	-	1,421	-	-	-	-	-	-	-	-	307	-	-	-	70,046
Europe, generally, - - - - -	-	-	-	-	-	-	-	-	-	-	-	-	-	-	-	-	-
Grand Total, - - - - -	140	614	16,573	271,575	312,133	1,451,657	164,513	6,985	49,269	231,226	754	200	1,808	61,911	707	15,025	18,718,477

STATEMENT OF EXPORTS—Continued.

WHITHER EXPORTED.	OIL.			Oats.	Peas.	Pork.	Pitch.	Potatoes.	Poultry.	Rice.	Rye.	Rosin.	SPICES.			SPIRITS.			
	Linseed.	Sperma- ceti.	Whale.										Pepper.	Pimento.	All other.	Foreign dis- tilled from Grain and other Ma- terials.	Domestic distilled from For- eign Ma- terials.	Domestic distilled from Do- mestic Materials.	
	Gallons.	Gallons.	Gallons.										Bushels.	Bushels.	Barrels.	Bushels.	Dozens.	Tierces.	Bushls.
Russia, - - - - -	-	-	-	-	-	-	-	-	-	243	-	-	-	-	-	-	8,071	-	-
Prussia, - - - - -	-	-	-	-	-	-	-	-	-	195	-	-	-	-	-	-	685	-	-
Sweden, - - - - -	-	-	360	-	-	-	-	-	-	940	-	-	-	11,031	-	-	8,002	-	-
Swedish West Indies, - - - - -	320	-	1,282	1,020	3,460	2,278	19	305	264	195	-	-	-	677	-	-	9,691	-	-
Denmark and Norway, - - - - -	-	-	-	-	-	14	-	3	-	2,191	-	-	-	-	16	-	8,802	-	-
Danish West Indies, - - - - -	52	-	10,923	1,537	3,365	9,718	143	1,510	254	3,830	-	-	-	-	-	-	19,426	90	-
United Netherlands, - - - - -	-	-	-	-	-	-	-	-	-	1,083	-	9,269	-	-	-	-	5,001	-	894
Dutch West Indies and American Colonies, - - - - -	6,082	2,582	41,419	5,639	4,278	9,675	276	4,108	135	4,489	761	10	-	15,800	-	-	751	-	-
England, Man, and Berwick, - - - - -	-	94,778	10,475	-	-	11	-	280	-	13,511	-	3,197	1,600	2,200	1,983	76,217	2,604	1,890	-
Guernsey, Jersey, Sark, and Alderney, - - - - -	-	-	-	-	-	-	-	-	-	25	-	-	6,000	28,146	-	33,275	-	1,172	-
Scotland, - - - - -	-	-	-	-	-	-	50	-	-	600	-	-	-	-	-	-	-	-	-
Ireland, - - - - -	4,100	14,120	73,028	-	-	2	50	-	-	56	-	-	1,509	-	720	-	-	-	-
Gibraltar, - - - - -	-	-	-	-	-	50	20	-	-	264	-	-	220	-	-	25,770	-	-	-
Cape of Good Hope, - - - - -	1,000	-	100	-	-	50	110	-	-	28	-	-	50	-	-	15,530	1,077	-	-
British East Indies, - - - - -	-	-	-	-	-	-	-	-	-	-	-	-	-	-	-	1,453	19,729	-	-
British West Indies, - - - - -	478	1,794	41,341	47,024	30,259	15,976	557	18,107	4,216	32,434	-	-	710	974	-	5,132	-	-	-
Newfoundland and British Fisheries, - - - - -	30	-	-	-	-	26	11	-	-	5	106	-	-	-	-	47,090	2,446	214	-
British American Colonies, - - - - -	113	-	-	1,774	894	1,760	660	1,905	99	498	728	73	-	-	-	958	192	-	-
Imperial Ports, - - - - -	-	-	-	-	-	-	-	-	-	1,015	-	-	-	574	30	59	41,382	1,715	1,198
Hamburg, Bremen, and other Hanse Towns, - - - - -	-	-	3,111	-	-	9	98	1,449	-	18,338	-	197	124,377	334,143	1,615	104,645	79,845	2,719	-
French West Indies, - - - - -	7,489	-	21,945	365	825	5,426	1	183	259	1,533	-	69	740	-	24	37,142	19,816	143	-
French African Ports, - - - - -	-	-	-	-	-	-	-	-	-	-	-	-	-	-	-	-	-	-	-
Spain, - - - - -	-	-	146,187	-	-	397	-	25	-	6,883	-	-	158,455	19,500	160	5,424	2,050	-	-
Teneriffe and the other Canaries, - - - - -	-	-	4,400	-	1,250	224	-	-	-	1,008	-	-	-	-	-	6,306	327	-	-
Honduras, Campeachy, and Musquito Shore, - - - - -	-	-	-	-	20	500	-	-	-	51	-	-	-	-	-	39,195	10,741	80	-
Spanish West Indies, - - - - -	3,780	-	15,589	-	1,037	4,541	204	9,587	24	13,275	-	-	147	-	-	266,591	1,928	4,214	-
Florida and Louisiana, - - - - -	15	960	3,810	-	227	492	-	2,805	-	1,499	-	20	50,778	-	32,620	78,140	332	321	-
Portugal, - - - - -	200	-	4,470	-	349	349	76	-	-	3,953	-	-	29,132	70	1,200	-	-	-	-
Madeira, - - - - -	-	30	24,880	-	1,374	255	-	-	309	1,757	-	-	-	4,867	1,320	-	-	-	-
Fayal and other Azores, - - - - -	148	-	9,737	-	-	-	10	-	-	50	-	-	-	-	-	5,916	62	-	-
Cape de Verd Islands, - - - - -	-	-	-	-	-	-	240	31	20	81	-	-	-	-	-	546	210	-	-
Morocco and Barbary States, - - - - -	-	-	-	-	-	-	-	-	-	-	-	-	-	-	-	15,155	47,961	790	-
Italian Ports, - - - - -	-	-	-	-	-	-	-	-	-	-	-	-	-	-	-	-	-	-	-
China and East Indies, generally, - - - - -	420	-	32	-	-	203	7	95	17	218	-	-	3,300	-	3,000	13,583	2,640	-	-
West Indies, generally, - - - - -	-	-	-	-	-	68	-	-	-	305	-	-	17,131	-	2,370	28,632	12,228	-	-
Africa, generally, - - - - -	-	-	6,540	-	25	-	-	-	-	115	-	-	-	-	200	3,759	-	150	-
Northwest Coast of America, - - - - -	-	-	1,320	-	-	213	-	55	-	126	-	225	-	-	-	7,113	188,606	3,194	-
Europe, - - - - -	-	-	-	-	-	-	-	-	-	-	-	-	-	-	-	342	-	-	-
Grand Total, - - - - -	24,227	114,264	420,949	57,359	47,603	52,268	2,592	40,353	5,577	110,599	1,595	16,396	441,312	416,464	55,175	903,522	494,565	16,979	-



STATEMENT OF EXPORTS—Continued.

WHITHER EXPORTED.											SUGARS.		TOBACCO.						TEA.
	Shoes & Slippers.	Skins and Furs.	Saddlery.	Starch.	Soap.	Brown and other.	Refined.	Sheep.	Ship Stuffs.	Salt.	Snuff.	Manufactured.	Unmanufactured.	Tallow.	Tar.	Turpentine.	Turpentine, Spirits.	Bohea.	
	Pairs.	Dollars.	Dollars.	Pounds.	Pounds.	Pounds.	Pounds.	No.	Cwt.	Bushels.	Pounds.	Pounds.	Hhds.	Pounds.	Barrels.	Barrels.	Gallons.	P'nds.	
Russia, - - - - -	-	-	-	-	-	260,762	-	-	-	-	-	-	178	-	-	-	-	-	
Prussia, - - - - -	-	-	-	-	-	1,754,317	-	-	-	-	-	800	949	-	-	-	-	-	
Sweden, - - - - -	-	-	-	-	-	233,463	-	-	-	-	-	5,477	5,290	-	190	28	380	-	
Swedish West Indies, - - - - -	21,735	1,059	300	3,312	56,390	2,204	2,069	373	1,800	-	5,477	5,290	174	-	-	-	-	-	
Denmark and Norway, - - - - -	-	-	-	-	-	2,643,066	-	-	-	-	9,600	38,300	2,664	-	-	-	-	-	
Danish West Indies, - - - - -	26,732	606	120	717	285,299	834	2,340	179	12,800	-	5,399	12,654	1,039	113	1,469	534	799	2,060	
United Netherlands, - - - - -	-	-	-	-	-	1,381,928	-	-	-	-	-	-	1,721	-	-	-	-	-	
Dutch West Indies and American Colonies, - - - - -	12,685	4	180	11,392	209,941	964	32,996	566	-	10,550	2,715	36,574	2,057	9,370	2,803	549	677	-	
England, Man, and Berwick, - - - - -	-	332,976	-	-	-	17,460,562	-	-	-	-	-	-	35,159	-	29,292	29,909	18,406	-	
Guernsey, Jersey, Sark, and Alderney, - - - - -	-	-	-	-	-	-	-	-	-	-	-	-	217	-	-	-	-	-	
Scotland, - - - - -	-	3,083	-	-	-	432,399	-	-	-	-	-	-	4,377	-	1,008	1,776	482	-	
Ireland, - - - - -	-	108,245	-	-	-	23,724	-	-	-	-	-	-	3,978	-	4,215	3,773	7,920	-	
Gibraltar, - - - - -	-	-	-	-	3,214	1,069,531	-	-	-	-	-	6,224	565	-	598	-	-	-	
Cape of Good Hope, - - - - -	-	-	-	-	-	-	-	-	-	-	1,600	3,300	45	-	1,492	80	-	-	
British East Indies, - - - - -	-	-	-	-	-	-	-	-	-	-	-	-	-	-	-	-	-	-	
British West Indies, - - - - -	16,628	334	447	1,095	164,025	-	514	7,675	664	1,191	2,689	44,131	2,099	9,567	5,631	1,589	2,325	-	
Newfoundland and British fisheries, - - - - -	42	-	-	-	-	1,500	-	-	-	458	-	-	-	-	51	-	-	1,309	
British American colonies, - - - - -	1,135	30	190	160	26,700	14,684	-	182	245	14,214	25,525	44,230	44	400	3,169	431	237	16,443	
Imperial Ports, - - - - -	-	390	-	-	-	121,310	-	-	-	-	-	-	377	-	-	-	-	-	
Hamburg, Bremen, and other Hanse Towns, - - - - -	-	19,686	-	-	-	40,900,525	-	-	-	-	12,881	90,058	32,430	-	-	154	-	2,000	
French West Indies, - - - - -	40,054	1,131	1,414	900	300,863	-	1,725	753	34	-	23,894	4,854	570	-	56	-	570	156	
French African Ports, - - - - -	-	-	-	-	16,000	7,958,310	170,050	-	-	-	11,100	25,382	5,456	220	-	-	-	-	
Spain, - - - - -	120	-	-	-	104	49,553	-	-	-	-	2,700	25,648	23	-	-	-	-	-	
Teneriffe and other Canaries, - - - - -	-	-	-	-	20,294	4,532	840	-	-	51	-	961	48	-	-	-	-	-	
Honduras, Campeachy, and Musquito Shore, - - - - -	945	-	-	-	20,294	4,532	840	-	-	51	-	961	48	-	-	-	-	-	
Spanish West Indies, - - - - -	7,946	880	120	3,253	481,247	62,414	101	-	56	30,490	4,402	1,983	609	256	2,782	1,212	667	6,002	
Floridas and Louisiana, - - - - -	2,229	160	115	5,520	111,684	4,996	1,993	-	-	42,287	-	-	56	-	351	68	1,050	2,100	
Portugal, - - - - -	1,029	-	-	-	6	-	-	-	-	-	-	-	80	-	2,659	58	-	-	
Madeira, - - - - -	-	700	-	-	95	-	-	-	-	-	-	-	2	-	155	-	326	-	
Fayal and the other Azores, - - - - -	2,328	-	-	-	-	1,350	-	-	-	-	-	-	-	-	29	-	-	-	
Cape de Verd Islands, - - - - -	120	-	-	-	2,014	23,182	-	-	-	-	-	-	-	-	40	-	-	-	
Morocco and Barbary States, - - - - -	-	-	-	-	-	12,785	-	-	-	-	-	-	-	-	571	-	-	-	
Italian Ports, - - - - -	-	1,200	-	-	-	4,459,433	18,200	-	-	-	-	70,000	373	-	-	-	-	-	
China and East Indies, generally, - - - - -	-	23,240	255	-	2,000	400	48	5	-	750	1,700	4,721	107	-	1,244	181	60	65	
West Indies, generally, - - - - -	4,080	-	-	-	4,782	-	-	-	-	-	-	750	24	-	38	-	-	-	
Africa, generally, - - - - -	36	-	-	-	2,063	1,993	268	-	-	-	-	216	257	-	411	40	-	-	
Northwest Coast of America, - - - - -	35	-	-	-	-	850	-	-	-	-	-	-	-	-	-	-	-	-	
Europe, generally, - - - - -	-	-	-	-	-	-	-	-	-	-	-	-	90	-	-	-	-	-	
Grand Total, - - - - -	137,879	493,724	3,141	26,329	1,686,721	78,821,571	232,469	9,733	15,599	99,991	109,682	416,076	96,070	19,926	58,254	40,382	33,899	30,135	

1800.]

EXPORTS FOR THE YEAR 1799.

429

STATEMENT OF EXPORTS—Continued.

WHITHER EXPORTED.	TEA.			Wheat.	Whale Bone.	Wax.	WINE.			WOOD.								
	Souchong and other Black.	Hyson.	Other Green.				Madeira.	All other.	Bottled.	Staves and Heading.	Shingles.	Hoops and Poles.	Boards, Plank, Scantling, &c.	Timber.	All other Wood & Lumber.	Oak Bark, and other Dye Stuffs & Wood.	All other articles, or manufactured Wood.	
																		Pounds.
Russia, - - - - -	-	-	-	-	2,502	-	30	-	-	-	2,500	-	-	-	-	-	-	-
Prussia, - - - - -	-	-	-	-	-	-	-	-	-	-	32,400	-	-	-	-	-	-	-
Sweden, - - - - -	-	-	-	-	-	-	-	-	-	-	350,071	1,654,437	108,196	1,125,986	-	301	-	1,941
Swedish West Indies, - - - - -	150	6,666	1,320	-	-	-	-	21,785	953	-	-	-	-	-	-	-	-	-
Denmark and Norway, - - - - -	400	20	-	-	-	1,800	-	2,200	-	-	-	-	-	-	-	-	-	-
Danish West Indies, - - - - -	1,960	6,121	726	-	-	280	4,587	54,407	5,579	1,942,582	6,349,430	521,330	5,713,798	-	4,135	1,224	11,885	
United Netherlands, - - - - -	-	-	-	-	300	-	-	41,580	-	41,580	-	-	-	-	-	300	-	-
Dutch West Indies and American Colonies, - - - - -	2,074	12,256	900	-	-	2,620	4,182	95,610	8,289	696,641	3,421,340	141,127	4,426,693	-	2,365	-	13,246	
England, Man, and Berwick, - - - - -	-	-	-	-	3,012	10,885	1,010	800	-	6,756,304	-	681	608,373	5,755	14,215	42,206	14,609	
Guernsey, Jersey, Sark, and Alderney, - - - - -	-	-	-	-	-	-	-	-	-	100,160	-	-	-	-	-	-	-	-
Scotland, - - - - -	-	-	-	-	-	3,400	240	-	-	804,704	-	-	-	-	-	-	-	-
Ireland, - - - - -	-	-	-	-	11,562	15,500	-	961	-	2,804,327	-	1,000	21,548	94	685	4,315	15	
Gibraltar, - - - - -	-	556	-	-	-	10,476	-	-	-	59,130	-	-	-	-	43	280	169	
Cape of Good Hope, - - - - -	-	-	-	-	-	-	-	-	-	7,000	-	-	33,500	-	-	-	-	
British East Indies, - - - - -	-	-	-	-	-	-	-	2,803	-	-	-	-	-	-	-	-	-	
British West Indies, - - - - -	190	2,877	-	-	-	1,179	1,243	137,549	9,979	17,333,948	42,238,618	957,839	37,613,488	154	17,202	15	66,166	
Newfoundland and British fisheries, - - - - -	-	80	3	-	-	400	60	-	-	60	-	-	-	-	-	-	-	
British American colonies, - - - - -	5,757	1,285	503	7,703	-	52	1,635	5,798	229	177,871	10,000	5,250	490,949	35	22,227	-	1,215	
Imperial Ports, - - - - -	-	-	-	-	-	-	-	-	-	-	-	-	-	-	-	-	-	-
Hamburg, Bremen, and other Hanse Towns, - - - - -	1,476	2,835	960	-	24,777	6,340	1,424	400	-	371,822	-	1,000	-	-	-	15,807	-	
French West Indies, - - - - -	-	613	172	-	-	1,166	820	111,024	8,043	460,277	2,893,775	221,219	2,297,441	-	2,687	-	9,330	
French African Ports, - - - - -	-	-	-	-	-	-	-	-	-	-	-	-	-	-	-	-	-	
Spain, - - - - -	1,149	480	1,725	-	45,399	13,537	-	11,066	-	475,982	29,300	-	47,750	-	-	3,900	50	
Teneriffe and other Canaries, - - - - -	-	-	-	-	-	21,421	-	-	-	190,750	-	-	37,438	-	-	9,870	150	
Honduras, Campeachy, and Musquito Shore, - - - - -	650	132	-	-	-	-	598	27,554	566	1,000	131,000	-	82,245	-	-	-	-	
Spanish West Indies, - - - - -	2,206	456	-	-	-	22,427	8,550	857,914	19,403	446,442	1,472,660	805,487	3,280,536	-	4,346	-	29,332	
Floridas and Louisiana, - - - - -	3,850	1,478	75	-	-	16,627	7,296	313,615	7,836	124,850	14,000	83,600	432,805	-	-	-	4,938	
Portugal, - - - - -	-	-	-	-	-	29,749	-	180	-	434,190	57,400	38,660	25,350	-	160	1,440	239	
Madeira, - - - - -	150	896	105	2,353	-	9,343	-	-	-	162,942	-	-	130,000	-	2,292	-	33	
Fayal and the other Azores, - - - - -	-	133	-	-	-	526	-	-	-	40,500	-	-	99,000	-	212	-	30	
Cape de Verd Islands, - - - - -	-	-	-	-	-	-	106	248	23	-	5,000	5,000	15,966	-	32	-	422	
Morocco and Barbary States, - - - - -	-	-	-	-	-	-	-	-	-	-	-	-	22,000	-	2,000	-	-	
Italian Ports, - - - - -	1,143	776	616	-	2,000	5,156	-	-	-	69,800	-	-	4,000	-	-	-	-	
China and East Indies, generally, - - - - -	-	431	-	-	-	-	1,479	45,070	1,287	43,512	-	300	29,726	-	-	1,640	9,091	
West Indies, generally, - - - - -	-	-	-	-	-	-	-	120	-	33,600	233,500	19,100	75,500	-	-	-	142	
Africa, generally, - - - - -	40	335	-	-	-	98	1,160	185	-	13,500	-	4,300	29,810	-	-	-	3,038	
Northwest Coast of America, - - - - -	-	-	-	-	-	-	-	61	-	-	-	-	-	-	-	-	-	
Europe, generally, - - - - -	-	-	-	-	-	-	-	-	-	5,900	-	-	-	-	-	-	-	
Grand Total, - - - - -	18,989	40,176	7,561	10,056	89,552	172,982	34,431	1,689,350	62,182	34,008,285	58,510,460	2,914,089	56,647,098	6,038	72,902	80,997	166,041	

*A Summary of the Value and Destination of the Exports of the United States, agreeably to the foregoing Statement.*

	Total Value to each country.	Total value to the Dominions of each Power.
	Dollars.	Dollars.
To Russia, . . . . .	46,030	46,030
Prussia, . . . . .	617,046	617,046
Sweden, Swedish West Indies, . . . . .	104,071 629,526	733,597
Denmark and Norway, Danish West Indies, . . . . .	951,577 3,397,262	4,348,839
United Netherlands, Dutch West Indies and American colonies, . . . . .	696,968 5,154,535	5,851,503
England. Man, and Berwick, Guernsey, Jersey, Sark and Alderney, Scotland, Ireland, Gibraltar, Cape of Good Hope, British East Indies, . . . . . British West Indies, Newfoundland and British Fisheries, British American Colonies, . . . . .	15,045,710 74,912 2,125,534 1,684,372 528,142 183,569 7,296 6,285,254 12,567 599,631	26,546,987
Imperial Ports, . . . . .	105,647	105,047
Hamburgh, Bremen, &c. . . . .	17,144,400	17,144,400
French West Indies, . . . . . French African ports, . . . . .	2,776,604 3,900	2,780,504
Spain, Teneriffe and the other Canaries, Honduras, Campeachy, and Musquito Shore, Spanish West Indies, . . . . . Floridas and Louisiana, . . . . .	4,237,954 154,517 531,438 8,993,401 3,504,092	17,421,402
Portugal, Madeira, Fayal and the other Azores, Cape de Verd Islands, . . . . .	538,662 203,185 23,706 92,178	857,751
Morocco and Barbary States, Italian Ports, . . . . . China and East Indies, generally, West Indies, generally, . . . . . Africa, generally, . . . . . Northwest Coast of America, . . . . . Europe, generally, . . . . .	48,000 1,157,212 595,249 92,020 234,596 72,941 11,818	48,000 1,157,212 595,249 92,020 234,596 72,941 11,818
Total,		78,665,522

TREASURY DEPARTMENT, *Register's Office, February 7, 1800.*

JOSEPH NOURSE, *Register.*

6th CONGRESS.]

No. 50.

[1st SESSION.]

IMPORTS FOR THE YEAR ENDING SEPTEMBER 30, 1798.

COMMUNICATED TO THE HOUSE OF REPRESENTATIVES, MARCH 3, 1800.

TREASURY DEPARTMENT, *March 3d, 1800.*

SIR:

In obedience to the resolution of the House of Representatives of the 29th of May, 1798, I have the honor to transmit herewith two statements, one exhibiting the value or quantities of the goods, wares, and merchandise, imported into the United States, in ships or vessels of the said United States, for one year prior to the 1st of October, 1798, and the other exhibiting, in like manner, the importations in ships or vessels of foreign nations, during the same period.

I have the honor to be, very respectfully, sir, your obedient servant,

*The Honorable the SPEAKER of the House of Representatives.*

OLIVER WOLCOTT.

*A General Statement of Goods, Wares, and Merchandise, imported into the United States, in American Vessels, commencing from the 1st of October, 1797, and ending the 30th September, 1798.*

FROM WHENCE IMPORTED.	GOODS SUBJECT TO DUTIES AD VALOREM.					ARTICLES PAYING SPECIFIC DUTIES.	
	VALUE OF GOODS.					WINES.	
	At 10 per cent.	At 12½ per cent.	At 15 per cent.	At 20 per cent.	At 40 per cent.	Madeira.	Burgundy and Champagne.
	Dollars.					Gallons.	
Russia, - - - - -	525,111	771	8,057	343			
Sweden, - - - - -	33,424	172	26	77			
Swedish West Indies, - - - - -	1,431	197	834	-	110	981	
Total, - - - - -	34,855	369	860	77	110	981	
Denmark and Norway, - - - - -	118,189	-	101	434			
Danish West Indies, - - - - -	27,718	1,606	3,368	66	-	10,025	
Total, - - - - -	145,907	1,606	3,469	500	-	10,025	
United Netherlands, - - - - -	531,107	91,860	192,541	45,183			
Dutch West Indies and American Colonies, - - - - -	3,394	1,676	4,608	-	-	452	
Dutch East Indies, - - - - -	948	11,481	20,345	-	-	118	
Total, - - - - -	535,449	105,017	217,494	45,183	-	570	
England, Man, and Berwick, - - - - -	6,857,529	3,682,416	3,282,829	84,403			
Scotland, - - - - -	473,251	998,100	132,045	11,836			
Ireland, - - - - -	349,065	47,103	5,726	3,375			
Guernsey, Jersey, Sark, &c. - - - - -	759	-	185	-			
Gibraltar, - - - - -	2,983	113	9,640	99	11,351		
British African Ports, - - - - -	26,106	-	28	-	-	85	
Cape of Good Hope, - - - - -	199	-	-	-	-	-	
British East Indies, - - - - -	85,130	1,575,079	31,025	-	-	995	
British West Indies, - - - - -	11,495	547	35,233	153	-	-	
British American colonies, - - - - -	6,709	719	3,097	12	-	-	
Total, - - - - -	7,813,226	6,304,077	3,499,808	99,878	11,351	1,080	
Hamburg, Bremen, &c. - - - - -	910,913	103,523	94,665	40,969	305		
France, - - - - -	204,285	21,497	98,272	5,104	247,726	-	1,055
French West Indies, - - - - -	34,395	26,228	30,963	549	769	4,598	
Isles of France and Bourbon, - - - - -	5,904	1,384	7,366	-	-	-	
Total, - - - - -	244,584	49,109	136,601	5,653	248,495	4,598	1,055
Spain, - - - - -	10,578	-	101,063	10	14,105		
Teneriffe and other Canaries, - - - - -	12	-	371	-	-	4,951	
Spanish West Indies, - - - - -	14,417	248	30,090	195	4,737	2,395	
Honduras, Campeachy, &c. - - - - -	6	-	29	-	-	-	
Floridas and Louisiana, - - - - -	24,632	1,729	2,209	-	-	-	
Other Spanish American colonies, - - - - -	27,639	-	44	-	-	-	
Total, - - - - -	77,284	1,977	133,806	205	18,842	7,346	
Portugal, - - - - -	9,360	9,560	61,090	1,075	-	-	152,973
Madeira, - - - - -	602	71	3,088	-	-	-	
Fayal and other Azores, - - - - -	-	205	83	-	1,740	269	
Cape de Verd Islands, - - - - -	2,647	766	3,434	894	44	-	
Coast of Brazil, - - - - -	-	-	-	-	-	-	
Total, - - - - -	12,609	10,602	67,695	1,969	1,784	153,242	
Italy, - - - - -	19,445	91	3,847	-	1,427	-	
China and East Indies, generally, - - - - -	228,810	160,681	103,606	-	-	1,387	
West Indies, generally, - - - - -	-	-	747	-	-	-	
Uncertain ports, - - - - -	439	-	-	-	-	-	
Grand Total, - - - - -	10,548,632	6,737,823	4,270,655	194,777	282,314	179,229	1,055

## STATEMENT OF IMPORTS—Continued.

FROM WHENCE IMPORTED.	ARTICLES PAYING SPECIFIC DUTIES.						
	WINES.		FOREIGN SPIRITS.		U. States' Spirits from Molasses.	Molasses.	Beer, Ale, and Porter.
	Sherry.	All other.	From Grain.	From other Materials.			
	Gallons.						
Russia, - - - - -							
Sweden, - - - - -		353	15,722	118,877	-	1,741	
Swedish West Indies, - - - - -							
Total,		353	15,722	118,877	-	1,741	
Denmark and Norway, - - - - -							
Danish West Indies, - - - - -	117	4,123	348	535,095	-	9,676	
Total,	117	4,123	348	535,095	-	9,676	
United Netherlands, - - - - -		7,689	592,679	7,440	-	-	3,755
Dutch West Indies and American Colonies, - - - - -		2,985	-	104,839	-	471,748	
Dutch East Indies, - - - - -		-	49,067	1,233	-	-	
Total,		10,674	641,746	113,512	-	471,748	3,755
England, Man, and Berwick, - - - - -	63	956	70,062	82	2,179	-	181,463
Scotland, - - - - -		84	108	-	-	-	21,371
Ireland, - - - - -		-	1,017	-	-	-	57
Guernsey, Jersey, Sark, &c. - - - - -		1,567	17,547	18,296	-	-	
Gibraltar, - - - - -	675	18,818	-	168,581	-	-	
British African Ports, - - - - -							
Cape of Good Hope, - - - - -							
British East Indies, - - - - -	12	362	-	26,200	-	-	
British West Indies, - - - - -		71	325	1,341,065	196	96,583	20
British American Colonies, - - - - -		51	-	353	81	-	667
Total,	750	21,909	26,059	1,554,577	2,456	96,583	203,578
Hamburg, Bremen, &c. - - - - -	60	3,066	5,915	3,909	-	-	82
France, - - - - -		90,309	1,639	491,647	-	-	1,886
French West Indies, - - - - -	49	5,680	3,819	284,869	909	1,916,867	
Isles of France and Bourbon, - - - - -							
Total,	49	95,989	5,458	776,516	909	1,916,867	1,886
Spain, - - - - -	87,586	157,406	113	282,446	-	-	29
Teneriffe and the other Canaries, - - - - -		46,699					
Spanish West Indies, - - - - -		308		84,579		1,715,623	
Honduras, Campeachy, &c. - - - - -							
Floridas and Louisiana, - - - - -				2,138			
Other Spanish American colonies, - - - - -							
Total,	87,586	204,413	113	369,163	-	1,715,623	29
Portugal, - - - - -		190,451	680	18,785	-	-	252
Madeira, - - - - -		8,066		1,095			
Fayal and other Azores, - - - - -		46,949		7,821			
Cape de Verd Islands, - - - - -		1,026		202	22	49	
Coast of Brazil, - - - - -							
Total,		246,492	680	27,913	22	49	252
Italy, - - - - -		521		60,870			
China and East Indies, generally, - - - - -		27	2	61			
West Indies, generally, - - - - -				92			
Uncertain ports, - - - - -		162	123	450			
Grand Total,	88,562	587,729	696,166	3,561,035	3,387	4,212,287	209,582

## STATEMENT OF IMPORTS—Continued.

FROM WHENCE IMPORTED.	ARTICLES PAYING SPECIFIC DUTIES.						
	TEAS.				Coffee.	Cocoa.	Choco- late.
	Bohea.	Souchong.	Hyson.	Other Green.			
Pounds.							
Russia, - - - - -							
Sweden, - - - - -					13,069	1,344	
Swedish West Indies, - - - - -							
Total, - - - - -					13,069	1,344	
Denmark and Norway, - - - - -							
Danish West Indies, - - - - -				7	19,522	139,358	
Total, - - - - -				7	19,522	139,358	
United Netherlands, - - - - -						190,002	
Dutch West Indies and American Colonies, - - - - -		121			3,644,550	683,105	66
Dutch East Indies, - - - - -	1,744	83			4,702,730		
Total, - - - - -	1,744	204			8,347,280	873,107	66
England, Man, and Berwick, - - - - -			2				
Scotland, - - - - -							
Ireland, - - - - -							
Guernsey, Jersey, Sark, and Alderney, - - - - -							
Gibraltar, - - - - -							
British African Ports, - - - - -							
Cape of Good Hope, - - - - -							
British East Indies, - - - - -	82		1,025		132,999		
British West Indies, - - - - -					1,223,189	78,381	
British American Colonies, - - - - -	257		5				
Total, - - - - -	339		1,032		1,356,188	78,381	
Hamburg, Bremen, &c. - - - - -							
France, - - - - -							
French West Indies, - - - - -	336	66	423	159	39,533,701	1,217,865	104
Isles of France and Bourbon, - - - - -	5,702	796	3,121		1,593,445		
Total, - - - - -	6,038	862	3,544	159	41,127,146	1,217,865	104
Spain, - - - - -					147		
Teneriffe and other Canaries, - - - - -							
Spanish West Indies, - - - - -					788,342	2,719,155	442
Honduras, Campeachy, &c., - - - - -						1,171	
Floridas and Louisiana, - - - - -					20		40
Other Spanish American Colonies, - - - - -						20,482	
Total, - - - - -					788,509	2,740,807	482
Portugal, - - - - -							
Madeira, - - - - -							
Fayal and other Azores, - - - - -				950	160,599	679	
Cape de Verd Islands, - - - - -							
Total, - - - - -				950	160,599	679	
Italy, - - - - -							
China and East Indies, generally, - - - - -	1,196,123	312,366	216,598	285,466	2,270		
West Indies, generally, - - - - -					1,868		
Uncertain ports, - - - - -							
Grand Total, - - - - -	1,204,244	313,432	221,174	286,582	51,816,451	5,051,541	652

## STATEMENT OF IMPORTS—Continued.

FROM WHENCE IMPORTED.	ARTICLES PAYING SPECIFIC DUTIES.						
	SUGAR.			CANDLES.		Cheese.	Soap.
	Brown.	Loaf.	All other.	Tallow.	Wax, &c.		
	Pounds.						
Russia, - - - - -	-	-	-	8,614	-	-	-
Sweden, - - - - -	-	-	-	-	-	433	-
Swedish West Indies, - - - - -	453,028	-	-	-	-	-	-
Total, - - - - -	453,028	-	-	-	-	433	-
Denmark and Norway, - - - - -	-	-	-	-	-	-	-
Danish West Indies, - - - - -	1,726,588	-	-	-	-	30	1,142
Total, - - - - -	1,726,588	-	-	-	-	30	1,142
United Netherlands, - - - - -	-	279	-	4,135	50	249,872	1,310
Dutch West Indies and American Colonies, - - - - -	4,133,863	-	6,119	-	-	-	2,123
Dutch East Indies, - - - - -	3,914,245	921	83,347	-	-	-	-
Total, - - - - -	8,048,108	1,200	89,466	4,135	50	249,872	3,433
England, Man, and Berwick, - - - - -	-	10,828	-	1,416	100	177,553	2,408
Scotland, - - - - -	-	-	-	-	-	1,439	28
Ireland, - - - - -	-	-	-	75	-	5,009	156
Guernsey, Jersey, Sark, &c. - - - - -	-	-	-	-	-	89	-
Gibraltar, - - - - -	-	-	-	-	-	-	-
British African Ports, - - - - -	-	-	-	-	-	-	-
Cape of Good Hope, - - - - -	-	-	-	-	-	-	-
British East Indies, - - - - -	8,214,722	12,721	11,643	-	-	-	2,925
British West Indies, - - - - -	3,669,589	-	54,497	-	-	-	10,396
British American colonies, - - - - -	9,117	44	10,245	56	-	-	86
Total, - - - - -	11,893,428	23,593	76,385	1,547	100	184,090	15,997
Hamburg, Bremen, &c. - - - - -	-	-	-	6,244	50	4,719	5,312
France, - - - - -	1,736	-	-	-	2,353	-	4,225
French West Indies, - - - - -	15,101,481	-	271,142	9,039	870	300	104
Isles of France and Bourbon, - - - - -	1,007,318	-	-	-	-	-	-
Total, - - - - -	16,110,535	-	271,142	9,039	3,223	300	4,329
Spain, - - - - -	1,643	-	-	-	-	50	3,675
Teneriffe and other Canaries, - - - - -	-	-	-	-	-	-	-
Spanish West Indies, - - - - -	16,232,262	-	17,349,269	-	-	-	-
Honduras, Campeachy, &c. - - - - -	-	-	-	-	-	-	-
Floridas and Louisiana, - - - - -	117,583	-	38,266	-	-	-	-
Other Spanish American Colonies, - - - - -	-	-	-	-	-	-	-
Total, - - - - -	16,351,488	-	17,387,535	-	-	50	3,675
Portugal, - - - - -	-	-	-	-	-	128	-
Madeira, - - - - -	-	-	-	-	-	-	-
Fayal and other Azores, - - - - -	-	-	-	-	-	-	-
Cape de Verd Islands, - - - - -	-	-	-	398	-	-	-
Coast of Brazil, - - - - -	-	-	-	-	-	-	-
Total, - - - - -	-	-	-	398	-	128	-
Italy, - - - - -	-	-	-	-	-	-	40,889
China and East Indies, generally, - - - - -	419,600	819	-	-	-	-	-
West Indies, generally, - - - - -	59,138	-	59,795	-	-	-	-
Uncertain ports, - - - - -	238	-	-	-	-	-	-
Grand Total, - - - - -	55,062,151	25,612	17,884,323	29,977	3,423	439,622	74,777

## STATEMENT OF IMPORTS—Continued.

FROM WHENCE IMPORTED.	ARTICLES PAYING SPECIFIC DUTIES.							
	Pepper.	Pimento.	To- bacco.	Snuff.	Indigo.	Cotton.	Nails and Spikes.	Bar, and other Lead.
	Pounds.							
Russia, - - - -	-	-	-	96	-	-	-	-
Sweden, - - - -	-	-	-	-	-	2,434	-	30
Swedish West Indies, - - - -	-	-	-	-	-	-	-	-
Total, - - - -	-	-	-	-	-	2,434	-	30
Denmark and Norway, - - - -	-	-	-	-	-	-	-	-
Danish West Indies, - - - -	-	-	145	17	243	1,419	3,097	-
Total, - - - -	-	-	145	17	243	1,419	3,097	-
United Netherlands, - - - -	432	-	610	100	-	-	86,524	4,883
Dutch West Indies and American Colonies, - - - -	-	-	137	63	15,952	814,889	-	-
Dutch East Indies, - - - -	127,737	-	-	-	-	39,929	-	-
Total, - - - -	128,169	-	747	163	15,952	854,818	86,524	4,883
England, Man, and Berwick, - - - -	5,137	164	7	302	126	-	2,201,830	644,543
Scotland, - - - -	-	-	-	30	-	-	136,846	6,514
Ireland, - - - -	-	-	-	-	-	-	-	1,215
Guernsey, Jersey, Sark, &c. - - - -	-	-	-	-	-	-	-	-
Gibraltar, - - - -	-	-	-	-	-	442	-	-
British African Ports, - - - -	-	-	-	-	-	-	-	-
Cape of Good Hope, - - - -	-	-	-	-	-	-	-	-
British East Indies, - - - -	272,642	-	1,057	-	3,886	54,321	-	-
British West Indies, - - - -	-	61,705	123	-	192	53,521	42,993	1,784
British American colonies, - - - -	56	-	6	-	-	-	2,804	586
Total, - - - -	277,835	61,869	1,193	332	4,204	108,284	2,384,473	654,642
Hamburg, Bremen, &c. - - - -	-	-	-	12	-	-	-	60
France, - - - -	-	-	-	20	281	-	-	-
French West Indies, - - - -	-	202	107	8	13,254	1,742,282	14,636	-
Isles of France and Bourbon, - - - -	23,365	-	-	-	115,278	258,116	-	-
Total, - - - -	23,365	202	107	28	128,810	2,000,398	14,636	-
Spain, - - - -	-	-	-	-	-	-	-	-
Teneriffe and other Canaries, - - - -	-	-	-	-	-	-	-	-
Spanish West Indies, - - - -	30	1,322	34,824	34,149	31,373	169,074	-	-
Honduras, Campeachy, &c. - - - -	-	-	157	-	26,456	324,402	-	-
Floridas and Louisiana, - - - -	-	-	54	-	5,637	-	-	-
Other Spanish American Colonies, - - - -	-	-	-	-	-	-	-	-
Total, - - - -	30	1,322	35,035	34,149	63,446	493,476	-	-
Portugal, - - - -	-	-	-	-	-	-	-	-
Madeira, - - - -	-	-	-	-	-	-	-	-
Fayal and other Azores, - - - -	-	-	-	-	-	-	-	-
Cape de Verd Islands, - - - -	-	-	-	-	-	-	-	-
Total, - - - -	-	-	-	-	-	-	-	-
Italy, - - - -	-	-	-	-	-	-	-	-
China and East Indies, generally, - - - -	683,148	-	30	-	2,241	-	-	-
West Indies, generally, - - - -	-	-	13	-	-	-	-	-
Uncertain Ports, - - - -	-	-	-	-	-	-	-	-
Grand Total, - - - -	1,112,547	63,393	37,282	34,785	214,916	3,460,829	2,488,730	659,615



## STATEMENT OF IMPORTS—Continued.

FROM WHENCE IMPORTED.	ARTICLES PAYING SPECIFIC DUTIES.							Pounds.
	Steel, un- wrought.	Hemp.	Cables.	Tarred Cordage.	Untarred Cordage.	Twine.	Glauber Salts.	
	Cwt.							
Russia, - - - -	-	28,702	695	3,206	8	3		
Sweden, - - - -	179	-	-	-	-	-	1	1,229,737
Swedish West Indies, - - - -	-	-	-	-	-	-	1	1,229,737
Total, - - - -	179	-	-	-	-	-	1	1,229,737
Denmark and Norway, - - - -	-	3,297	-	-	-	-	-	1,227,470
Danish West Indies, - - - -	-	-	-	-	-	-	-	1,227,470
Total, - - - -	-	3,297	-	-	-	-	-	1,227,470
United Netherlands, - - - -	2,844	-	-	42	1	67	-	5,678,830
Dutch West Indies and American Colonies, - - - -	-	-	-	-	-	-	-	5,678,830
Dutch East Indies, - - - -	-	-	-	-	-	-	-	5,678,830
Total, - - - -	2,844	-	-	42	1	67	-	5,678,830
England, Man, and Berwick, - - - -	3,309	1,016	-	277	266	976	522	9,781,626
Scotland, - - - -	18	-	-	-	232	59	82	
Ireland, - - - -	-	-	-	11	-	-	-	
Guernsey, Jersey, Sark, &c. - - - -	-	-	-	5	-	-	-	
Gibraltar, - - - -	-	-	-	-	-	-	-	
British African Ports, - - - -	-	-	-	-	-	-	-	
Cape of Good Hope, - - - -	-	-	-	-	-	-	-	
British East Indies, - - - -	-	303	-	-	166	232	1	8,778,927
British West Indies, - - - -	-	-	-	22	6	1	1	47,170
British American Colonies, - - - -	44	-	-	52	1	-	-	
Total, - - - -	3,371	1,319	-	367	671	1,268	606	18,607,723
Hamburg, Bremen, &c. - - - -	199	3,712	-	424	-	7	-	817,778
France, - - - -	39	-	-	-	-	12	-	369,720
French West Indies, - - - -	-	65	-	59	-	-	-	950,676
Isles of France and Bourbon, - - - -	-	-	-	-	-	-	-	
Total, - - - -	39	65	-	59	-	12	-	1,320,396
Spain, - - - -	-	-	-	-	-	-	-	1,564,808
Teneriffe and other Canaries, - - - -	-	-	-	-	-	-	-	
Spanish West Indies, - - - -	-	-	-	-	-	-	-	94,808
Honduras, Campeachy, &c. - - - -	-	-	-	-	-	-	-	
Floridas and Louisiana, - - - -	-	-	-	-	-	-	-	
Other Spanish American Colonies, - - - -	-	-	-	-	-	-	-	
Total, - - - -	-	-	-	-	-	-	-	1,659,616
Portugal, - - - -	-	26	-	-	-	-	-	16,892,512
Madeira, - - - -	-	-	-	-	-	-	-	263,712
Fayal and other Azores, - - - -	-	-	-	-	-	-	-	
Cape de Verd Islands, - - - -	-	-	-	-	-	-	-	1,555,516
Coast of Brazil, - - - -	-	-	-	-	-	-	-	
Total, - - - -	-	26	-	-	-	-	-	18,711,740
Italy, - - - -	-	-	-	-	-	-	-	
China and East Indies, generally, - - - -	-	-	-	-	-	-	-	
West Indies, generally, - - - -	-	-	-	-	-	-	-	
Uncertain ports, - - - -	5	-	-	-	-	-	-	
Grand Total, - - - -	6,637	37,121	695	4,098	680	1,357	607	49,253,290

## STATEMENT OF IMPORTS—Continued.

FROM WHENCE IMPORTED.	ARTICLES PAYING SPECIFIC DUTIES.								
	Salt.	Coal.	Boots.	Shoes and Slippers of Silk.	All other Shoes, &c. for Men & Women.	All other Shoes, &c. for Children.	CARDS.		Malt.
							Wool & Cotton.	Playing.	
	Bushels.	Pairs.			Dozens.	Packs.	Bushels.		
Russia, - - - - -	-	-	-	-	-	17			
Sweden, - - - - -									
Swedish West Indies, - - - - -	22,625								
Total, - - - - -	22,625								
Denmark and Norway, - - - - -									
Danish West Indies, - - - - -	14,378								
Total, - - - - -	14,378								
United Netherlands, - - - - -	5,482	-	10	2	3,732	10	-	8,640	
Dutch West Indies and American Colonies, - - - - -	63,538	-	6						
Dutch East Indies, - - - - -									
Total, - - - - -	69,020	-	16	2	3,732	10	-	8,640	
England, Man, and Berwick, - - - - -	422,152	71,840	760	377	53,428	6,898	-	4,040	
Scotland, - - - - -	-	31,817	57	-	1,358	98	-	-	180
Ireland, - - - - -	10,410	29,704	3	3	188				
Guernsey, Jersey, Sark, and Alderney, - - - - -									
Gibraltar, - - - - -	1,053								
British African Ports, - - - - -									
Cape of Good Hope, - - - - -				1	1,859				
British East Indies, - - - - -					71				
British West Indies, - - - - -	163,947		3		8				
British American colonies, - - - - -	3,055						2		
Total, - - - - -	600,617	133,361	823	381	56,912	6,996	2	4,040	180
Hamburg, Bremen, &c. - - - - -		2,846	21		2,427				
France, - - - - -	976		46	1,390	3,458	62		1,236	
French West Indies, - - - - -	34,928		42	37	1,024	593		59	
Isles of France and Bourbon, - - - - -									
Total, - - - - -	35,904		88	1,427	4,482	655		1,295	
Spain, - - - - -	39,977								
Teneriffe and other Canaries, - - - - -									
Spanish West Indies, - - - - -	2,120								
Honduras, Campeachy, &c. - - - - -									
Floridas and Louisiana, - - - - -	2,839								
Other Spanish American Colonies, - - - - -									
Total, - - - - -	44,936								
Portugal, - - - - -	397,091				888				
Madeira, - - - - -	24,066								
Fayal and the other Azores, - - - - -									
Cape de Verd Islands, - - - - -	157,046								
Coast of Brazil, - - - - -									
Total, - - - - -	578,303				888				
Italy, - - - - -			8	146	98				
China and East Indies, generally, - - - - -									
West Indies, generally, - - - - -									
Uncertain ports, - - - - -									
Grand Total, - - - - -	1,365,783	136,207	956	1,956	68,531	7,678	2	13,397	180

TREASURY DEPARTMENT, Register's Office, March 1, 1800.

JOSEPH NOURSE, Register.

*A General Statement of Goods, Wares, and Merchandise, imported into the United States, in Foreign Vessels, commencing from the 1st of October, 1797, and ending the 30th of September, 1798.*

FROM WHENCE IMPORTED.	GOODS SUBJECT TO DUTIES AD VALOREM.					
	VALUE OF GOODS.					
	At 11 per cent.	At 12½ per cent.	At 13½ per cent.	At 16½ per cent.	At 22 per cent.	At 44 per cent.
	Dollars.					
Russia, - - - -	55,595	-	-	10,801		
Sweden, - - - -	1,230	-	13	4,657		
Swedish West Indies, - - - -	296	-	-	1,112	-	1,632
Total, - - - -	1,526	-	13	5,769	-	1,632
Denmark and Norway, - - - -	19,278	-	991	11,315	194	
Danish West Indies, - - - -	632	-	-	786		
Total, - - - -	19,910	-	991	12,101	194	
United Netherlands, - - - -	23,215	-	4,308	5,724	1,769	
Dutch West Indies and American colonies, - - - -	2,727	-	-	645		
Dutch East Indies, - - - -	281	-	57	589		
Total, - - - -	26,223	-	4,365	6,958	1,769	
England, Man, and Berwick, - - - -	81,706	-	27,662	43,214	2,341	
Scotland, - - - -	15,806	-	60,812	2,436		
Ireland, - - - -	23,570	-	3,932	2,006		
Guernsey, Jersey, Sark, &c. - - - -	3,000	-	687	410		
Gibraltar, - - - -	162	-	-	3,418	-	583
British African Ports, - - - -	2,383	-	-	338		
Cape of Good Hope, - - - -	-	5,647	-	1,830		
British East Indies, - - - -	-	2,935	23,952	2,925		
Newfoundland and British Fisheries, - - - -	41,742	-	-	35		
British West Indies, - - - -	9,751	-	609	12,325		
British American Colonies, - - - -	177,420	-	3,878	7,723	6	
Total, - - - -	355,540	8,582	121,532	76,660	2,347	583
Hamburg, Bremen, &c. - - - -	1,850,379	-	254,701	125,512	55,737	5,990
France, - - - -	23,490	-	1,768	25,460	1,637	42,421
French West Indies, - - - -	7,923	-	4,786	7,717	58	69
Isles of France and Bourbon, - - - -	-	2	2,318	119		
Total, - - - -	31,413	2	8,872	33,296	1,695	42,490
Spain, - - - -	6,659	-	367	60,153	-	45,326
Teneriffe and other Canaries, - - - -	5,208	-	-	651		
Spanish West Indies, - - - -	10,149	-	13	2,710	81	
Honduras, Campeachy, &c. - - - -	-	-	-	-		
Floridas and Louisiana, - - - -	2	-	-	392		
Total, - - - -	22,018	-	380	63,906	81	45,326
Portugal, - - - -	13,430	-	1,097	3,532	-	21
Madeira, - - - -	-	-	-	13		
Cape de Verd Islands, - - - -	455	-	-	-		
Total, - - - -	13,885	-	1,097	3,545	-	21
Italy, - - - -	19,384	-	1,701	92,591	-	44,146
China, and East Indies, generally, - - - -	-	1,100	4,821	4,743		
West Indies, generally, - - - -	-	-	-	-		
Uncertain ports, - - - -	14	-	-	34		
Grand Total, - - - -	2,395,887	9,684	398,473	435,918	61,823	140,188

## STATEMENT OF IMPORTS—Continued.

FROM WHENCE IMPORTED.	ARTICLES PAYING SPECIFIC DUTIES.							
	WINES.				FOREIGN SPIRITS.		U. S. SP'ITS.	Molasses.
	Madeira.	Burgundy and Champagne.	Sherry.	All other.	From Grain	From other Materials.	From Molasses.	
Gallons.								
Russia, - - - - -								
Sweden, - - - - -								
Swedish West Indies, - - - - -	105	-	-	3,236	-	8,219		
Total, - - - - -	105	-	-	3,236	-	8,219		
Denmark and Norway, - - - - -	218	11	-	15,370	-	3,069		
Danish West Indies, - - - - -	8,892	23	-	61	-	150,683	-	101
Total, - - - - -	9,110	34	-	15,431	-	153,752	-	101
United Netherlands, - - - - -	-	-	-	326	81,636	52		
Dutch West Indies and American Colonies, - - - - -	-	-	-	-	-	8,357	-	18,092
Dutch East Indies, - - - - -	19	-	-	-	99	130		
Total, - - - - -	19	-	-	326	81,735	8,539		
England, Man, and Berwick, - - - - -	-	-	10	30				
Scotland, - - - - -	-	-	-	63				
Ireland, - - - - -	-	-	-	-				
Guernsey, Jersey, Sark, &c. - - - - -	-	-	-	242		9,754		
Gibraltar, - - - - -	-	-	351	5,460		305		
British African Ports, - - - - -	-	-	-	-				
Cape of Good Hope, - - - - -	-	-	-	-				
British East Indies, - - - - -	99	-	-	-				
Newfoundland and British fisheries, - - - - -	-	-	-	-				
British West Indies, - - - - -	96	-	-	67		163,115	-	12,704
British American colonies, - - - - -	-	-	-	360		33		
Total, - - - - -	195	-	361	6,222		173,207	-	12,704
Hamburg, Bremen, &c. - - - - -	802	20	734	45,361	28,447	21,629		
France, - - - - -	-	220	-	16,408	-	57,598		
French West Indies, - - - - -	1,962	2	7	1,069	-	67,323	20	189,383
Isles of France and Bourbon, - - - - -	70	-	-	39				
Total, - - - - -	2,032	222	7	17,516	-	124,921	20	189,383
Spain, - - - - -	-	-	16,730	66,906	-	74,219		
Teneriffe and other Canaries, - - - - -	3,020	-	-	2,356	541	909		
Spanish West Indies, - - - - -	1,286	-	-	-	-	28,807		194,527
Honduras, Campeachy, &c. - - - - -	-	-	-	-	-	-		2,276
Floridas and Louisiana, - - - - -	-	-	-	-	-	-		
Total, - - - - -	4,306	-	16,730	69,262	541	103,935	-	196,803
Portugal, - - - - -	-	-	-	112,018				
Madeira, - - - - -	-	-	-	-				
Cape de Verd Islands, - - - - -	-	-	-	-				
Total, - - - - -	-	-	-	112,018				
Italy, - - - - -	-	-	-	57,924	347	325,467		
China and East Indies, generally, - - - - -	-	-	-	-	-	50		
West Indies, generally, - - - - -	-	-	-	-	-	-		
Uncertain ports, - - - - -	-	-	-	6				
Grand Total, - - - - -	16,569	276	17,832	327,302	111,070	919,719	20	417,083

## STATEMENT OF IMPORTS—Continued.

FROM WHENCE IMPORTED.	ARTICLES PAYING A SPECIFIC DUTY.							
	Beer, Ale, and Porter.	TEAS.		Coffee.	Cocoa.	SUGAR.		
		Souch'g.	Hyson.			Brown.	Loaf.	All other.
	Gallons.	Pounds.						
Russia, - - - -								
Sweden, - - - -								
Swedish West Indies, - - - -				713		240,407		
Total, - - - -				713		240,407		
Denmark and Norway, - - - -								
Danish West Indies, - - - -				89,505	11,674	517,476		
Total, - - - -				89,505	11,674	517,476		
United Netherlands, - - - -	810							
Dutch West Indies and American Colonies, - - - -				218,922	10,770	242,678		
Dutch East Indies, - - - -				1,646,634		751,120		
Total, - - - -	810			1,865,556	10,770	993,798		
England, Man, and Berwick, - - - -	11,796						1,587	
Scotland, - - - -	997							
Ireland, - - - -								
Guernsey, Jersey, Sark, &c. - - - -								
Gibraltar, - - - -								
British African Ports, - - - -								
Cape of Good Hope, - - - -								
British East Indies, - - - -						404,551		
Newfoundland and British Fisheries, - - - -								
British West Indies, - - - -	164			149,414	67,959	1,803,334		
British American Colonies, - - - -				633				
Total, - - - -	12,957			150,047	67,959	2,207,885	1,587	
Hamburg, Bremen, &c. - - - -	209					30,363	2,271	
France, - - - -	140							
French West Indies, - - - -			64	2,757,004	123,550	3,110,944		75,164
Isles of France and Bourbon, - - - -				720,833		632,491		
Total, - - - -	140		64	3,477,837	123,550	3,743,435		75,164
Spain, - - - -								
Teneriffe and other Canaries, - - - -								
Spanish West Indies, - - - -				321,216	92,588	3,975,902		2,645,435
Honduras, Campeachy, &c. - - - -						2,994		
Floridas and Louisiana, - - - -								
Total, - - - -				321,216	92,588	3,978,896		2,645,435
Portugal, - - - -								
Madeira, - - - -								
Cape de Verd Islands, - - - -								
Total, - - - -								
Italy, - - - -								
China and East Indies, generally, - - - -		25,644	12,915			112,703		
West Indies, generally, - - - -				1,300		2,400		
Uncertain ports, - - - -								12
Grand Total, - - - -	14,116	25,644	21,979	5,906,174	306,541	11,827,363	3,858	2,720,611

## STATEMENT OF IMPORTS—Continued.

FROM WHENCE IMPORTED.	ARTICLES PAYING SPECIFIC DUTIES.								
	CANDLES.		Cheese.	Soap.	Pepper.	Pimento.	Tobacco.	Snuff.	Indigo.
	Tallow.	Wax, &c.							
Pounds.									
Russia, - - - - -	52,076	76							
Sweden, - - - - -									
Swedish West Indies, - - - - -									
Total, - - - - -									
Denmark and Norway, - - - - -				207					
Danish West Indies, - - - - -								396	
Total, - - - - -				207				396	
United Netherlands, - - - - -			27,491						
Dutch West Indies and American Colonies, - - - - -					18,784				
Dutch East Indies, - - - - -									
Total, - - - - -			27,491		18,784				
England, Man, and Berwick, - - - - -	2,463		1,200	2,117					
Scotland, - - - - -									
Ireland, - - - - -									
Guernsey, Jersey, Sark, &c. - - - - -									
Gibraltar, - - - - -	400			4,218		423			
British African Ports, - - - - -									
Cape of Good Hope, - - - - -									
British East Indies, - - - - -					23,847		52		
Newfoundland and British Fisheries, - - - - -									
British West Indies, - - - - -				5,630		10,983			1,726
British American colonies, - - - - -			64				604		
Total, - - - - -	2,863		1,264	11,965	23,847	11,406	656		1,726
Hamburg, Bremen, &c. - - - - -	47,418	652	9,991	46,490			5		
France, - - - - -	600	1,033	36	2,019				6	
French West Indies, - - - - -		33		130			100		584
Isles of France and Bourbon, - - - - -					74,037				16,500
Total, - - - - -	600	1,066	36	2,149	74,037		100	6	17,084
Spain, - - - - -			476	54,318					
Teneriffe and other Canaries, - - - - -									
Spanish West Indies, - - - - -							3,470		185
Honduras, Campeachy, &c. - - - - -									
Floridas and Louisiana, - - - - -							66		
Total, - - - - -			476	54,318			3,536		185
Portugal, - - - - -									
Madeira, - - - - -									
Cape de Verd Islands, - - - - -									
Total, - - - - -									
Italy, - - - - -	9,671	763	2,348	419,711					
China and East-Indies, generally, - - - - -									
West Indies, generally, - - - - -							6		
Uncertain ports, - - - - -									
Grand Total, - - - - -	112,628	2,557	41,606	534,840	116,668	11,406	4,303	402	18,995

## STATEMENT OF IMPORTS—Continued.

FROM WHENCE IMPORTED.	ARTICLES PAYING SPECIFIC DUTIES.								
	Cotton.	Nails & Spikes.	Bar and other Lead.	Steel, un-wrought.	Hemp.	Tarred Cordage.	Untarred Cordage.	Twine and Packthread	Glauber Salts.
	Pounds.			Cwt.					
Russia, - - - -	-	-	-	-	2,033	3,336			
Sweden, - - - -	-	1,448	-	176					
Swedish West Indies, - - - -	-	-	-	-	-	-	-	-	1
Total, - - - -	-	1,448	-	176	-	-	-	-	1
Denmark and Norway, - - - -	-	-	-	-	1,237	81	23		
Danish West Indies, - - - -	44	-	-	-	-	-	-	-	-
Total, - - - -	44	-	-	-	1,237	81	23		
United Netherlands, - - - -	-	-	-	25	-	-	-	5	
Dutch West Indies and American Colonies, - - - -	29,553	-	-	-	-	14			
Dutch East Indies, - - - -	-	-	-	-	-	-	-		
Total, - - - -	29,553	-	-	25	-	14	-	5	
England, Man, and Berwick, - - - -	-	53,083	14,604	27	-	111	17	38	2
Scotland, - - - -	-	-	-	-	-	107			
Ireland, - - - -	-	-	-	-	-				
Guernsey, Jersey, Sark, &c. - - - -	-	-	-	-	-				
Gibraltar, - - - -	-	-	-	-	-				
British African Ports, - - - -	-	-	-	-	-				
Cape of Good Hope, - - - -	-	-	-	-	538	47	379	81	
British East Indies, - - - -	-	-	-	-	-				
Newfoundland and British Fisheries, - - - -	-	-	-	-	-				
British West Indies, - - - -	15,864	25,404	-	2	-				
British American Colonies, - - - -	100	5,055	950	34	-	382			
Total, - - - -	15,964	83,542	15,554	63	538	647	396	119	2
Hamburg, Bremen, &c. - - - -	-	5,700	-	55	3,696	2,783	-	35	2
France, - - - -	70	46,349	-	-	-	-	-	-	-
French West Indies, - - - -	27,578	-	-	103	-	28			
Isles of France and Bourbon, - - - -	45,365	-	-	-	-	-			
Total, - - - -	73,013	46,349	-	103	-	28			
Spain, - - - -	-	-	-	-	-	-	-	-	-
Teneriffe and other Canaries, - - - -	-	-	-	21	-	-	-	-	-
Spanish West Indies, - - - -	124,610	-	-	-	-	-	-	-	-
Honduras, Campeachy, &c. - - - -	-	-	-	-	-	-	-	-	-
Floridas and Louisiana, - - - -	5,850	-	-	-	-	-	-	-	-
Total, - - - -	130,460	-	-	21	-	-	-	-	-
Portugal, - - - -	-	-	-	-	-	-	-	-	-
Madeira, - - - -	-	-	-	-	-	-	-	-	-
Cape de Verd Islands, - - - -	-	-	-	-	-	-	-	-	-
Total, - - - -	-	-	-	-	-	-	-	-	-
Italy, - - - -	-	-	-	-	-	-	-	-	-
China and East Indies, generally, - - - -	-	-	-	-	-	-	-	-	-
West Indies, generally, - - - -	-	-	-	-	-	-	-	-	-
Uncertain ports, - - - -	-	-	-	-	-	-	-	-	-
Grand Total, - - - -	249,034	137,039	15,554	443	7,504	6,889	419	159	5

## STATEMENT OF IMPORTS—Continued.

FROM WHENCE IMPORTED.	ARTICLES PAYING SPECIFIC DUTIES.							
	Salt.		Coal.	Boots.	Shoes and Slippers of Silk.	All other Shoes &c. for Men & Women.	All other Shoes, &c. for Children.	Playing Cards.
	Pounds.	Bushels.	Bushels.	Pairs.				Packs.
Russia, - - - - -								
Sweden, - - - - -								
Swedish West Indies, - - - - -	590,699	100,527						
Total, - - - - -	590,699	100,527						
Denmark and Norway, - - - - -	85,050							
Danish West Indies, - - - - -	315,168	1,636	-	-	104			
Total, - - - - -	400,218	1,636	-	-	104			
United Netherlands, - - - - -				18		178		
Dutch West Indies and American colonies, - - - - -	978,598	55,121						
Dutch East Indies, - - - - -								
Total, - - - - -	978,598	55,121	-	18	-	178		
England, Man, and Berwick, - - - - -	1,028,920	61,195	18,139	56	18	1,221	177	144
Scotland, - - - - -		10,808	4,687					
Ireland, - - - - -		8,928	2,392	40	-	202	72	
Guernsey, Jersey, Sark and Alderney, - - - - -		6,160						
Gibraltar, - - - - -	142,560							
British African Ports, - - - - -								
Cape of Good Hope, - - - - -								
British East Indies, - - - - -								
Newfoundland and British fisheries, - - - - -								
British West Indies, - - - - -	2,455,904	59,728	-	2	-	30		
British American colonies, - - - - -			7,352	-	-	36		
Total, - - - - -	3,627,384	146,819	32,570	98	18	1,489	249	144
Hamburg, Bremen, &c. - - - - -	564,060	12,217	-	-	-	932	64	8,268
France, - - - - -		8,762	-	47	102	923	158	25,320
French West Indies, - - - - -	79,698	4,372	50	-	-	91	5	
Isles of France and Bourbon, - - - - -								
Total, - - - - -	79,698	13,134	50	47	102	1,014	163	25,320
Spain, - - - - -	476,196	19,677	-	-	-	1,200	750	
Teneriffe and other Canaries, - - - - -								
Spanish West Indies, - - - - -		7,355	1,301					
Honduras, Campeachy, &c. - - - - -		140						
Floridas and Louisiana, - - - - -								
Total, - - - - -	476,196	27,172	1,301	-	-	1,200	750	
Portugal, - - - - -	4,267,100	161,665						
Madeira, - - - - -								
Cape de Verd Islands, - - - - -	639,568	10,293						
Total, - - - - -	4,906,668	171,958						
Italy, - - - - -				101	336	2,400	34	
China and East Indies, generally, - - - - -								
West Indies, generally, - - - - -								
Uncertain ports, - - - - -								
Grand Total, - - - - -	11,623,521	438,584	33,921	264	560	7,213	1,260	33,732

TREASURY DEPARTMENT, Register's Office, March 1, 1800.

JOSEPH NOURSE, Register,



6th CONGRESS.]

No. 51.

[1st Session.

## TONNAGE FOR THE YEAR 1798.

COMMUNICATED TO THE HOUSE OF REPRESENTATIVES, APRIL 12, 1800.

TREASURY DEPARTMENT, *April 12th*, 1800.

SIR: I have the honor to transmit herewith, a statement exhibiting the tonnage of the shipping of the United States, at the close of the year 1798.

This account has been extracted from the records kept in pursuance of the acts of Congress for registering and recording, and for enrolling and licensing ships or vessels, and is presumed to be correct, except that it includes a considerable number of vessels which have been condemned or detained by foreign nations, and respecting which particular information has not been obtained.

I have the honor to be, with the greatest respect, sir, your obedient servant,

OLIVER WOLCOTT.

*The Honorable SPEAKER of the House of Representatives.*

Abstract of the Tonnage of the Shipping of the several Districts of the United States, and of Recorded Vessels, on the last day of December, 1798.

DISTRICTS.	Recorded.	Registered.		Enrolled and Registered.		Licensed under twenty tons, for			Aggregate Tonnage of each District.	Proportions of the Enrolled and Licensed Tonnage employed in the		
		Permanent.	Temporary.	Permanent.	Temporary.	Coasting Trade.	Whale Fishery.	Cod Fishery.		Coasting Trade.	Whale Fishery.	Cod Fishery.
	Tons. 95ths.	Tons. 95ths.	Tons. 95ths.	Tons. 95ths.	Tons. 95ths.	Tons. 95ths.	Tons. 95ths.	Tons. 95ths.		Tons. 95ths.	Tons. 95ths.	Tons. 95ths.
Portsmouth, <i>New Hampshire</i> ,	.	16,056.39	533.09	2,286.87	28.65	58.22	.	257.03	19,220.35	1,571.30	.	744.27
Newburyport, <i>Massachusetts</i> ,	.	13,747.44	393.24	5,107.40	.	73.36	.	351.59	19,673.13	4,521.73	.	585.62
Gloucester,	.	3,749.28	.	3,472.81	.	463.84	.	2,592.59	10,278.62	2,197.80	.	1,275.01
Salem,	.	19,099.02	246.81	6,213.74	.	22.62	.	63.36	25,645.65	2,084.70	.	4,129.04
Marblehead,	.	6,779.76	.	11,956.04	.	46.63	.	46.00	18,828.48	7,704.51	.	4,251.48
Boston,	.	62,714.05	4,057.54	12,480.83	1,125.55	167.74	.	194.89	80,740.75	10,438.31	52.00	2,116.12
Plymouth,	.	3,029.88	.	6,658.79	.	.	.	109.00	9,797.72	1,863.42	.	4,795.37
Barnstable,	.	283.38	.	15,236.65	.	.	.	.	16,099.57	6,181.09	101.76	8,953.75
Edgartown,	.	10,224.23	45.78	3,387.25	.	579.49	.	.	13,708.66	2,871.17	447.08	69.00
Nantucket,	.	.	104.55	244.13	.	43.35	.	8.00	402.26	244.13	.	.
New Bedford,	.	9,223.89	118.56	4,996.48	.	53.53	.	.	14,531.66	4,755.41	101.14	138.88
Dighton,	.	1,585.14	630.43	2,969.48	58.63	192.63	.	.	5,468.42	2,844.45	60.06	123.60
York,	.	885.08	.	1,868.73	.	224.64	.	.	5,468.42	2,844.45	.	123.60
Biddeford,	.	8,159.01	439.24	2,581.59	.	137.57	.	121.78	3,013.26	27.41	.	1,841.32
Portland,	.	12,885.05	.	2,566.19	.	52.02	.	164.38	11,396.29	2,279.51	.	302.08
Bath,	.	5,365.83	408.72	2,128.94	.	306.06	.	407.61	19,134.91	4,118.32	.	1,447.82
Wiscasset,	.	9,093.27	.	1,865.85	.	74.27	.	168.19	8,144.10	1,812.08	.	316.86
Penobscot,	.	2,241.73	157.23	4,780.41	.	35.81	.	658.75	11,653.78	1,808.09	.	57.76
Frenchman's Bay,	.	85.00	83.33	2,770.51	31.41	174.19	.	414.35	7,768.01	4,681.43	.	98.93
Machias,	.	188.65	.	504.01	.	463.43	.	142.89	3,576.67	2,306.52	.	495.40
Passamaquoddy,	.	.	413.76	253.14	72.93	26.69	.	77.13	796.53	356.47	.	147.49
Island, South Hero, <i>Vermont</i> .	.	.	.	.	.	.	.	37.16	777.09	217.31	.	108.76
Newport, <i>Rhode Island</i> ,	.	9,659.58	400.28	3,990.53	92.92	606.49	.	45.83	14,595.78	3,589.93	.	493.52
Providence,	.	9,457.31	285.62	1,644.51	.	72.58	.	.	11,460.12	1,644.51	.	.
New London, <i>Connecticut</i> ,	.	7,816.81	657.77	3,473.65	98.74	675.74	.	.	13,014.52	2,497.68	.	1,074.71
New Haven,	.	5,116.94	87.89	2,101.43	.	124.14	.	291.61	7,430.50	2,101.43	.	.
Fairfield,	.	1,140.57	.	3,169.54	.	105.31	.	.	4,415.47	3,082.83	.	86.66
Sag Harbor, <i>New York</i> ,	.	695.68	.	1,388.12	.	57.51	.	57.91	2,199.32	1,031.43	.	356.64
New York,	.	101,298.35	8,128.80	43,145.94	1,042.89	1,838.57	.	.	155,434.70	44,188.88	.	.
Lake Champlain,	.	.	.	.	.	.	.	.	.	.	.	.
Perth Amboy, <i>New Jersey</i> ,	.	1,321.28	.	5,433.49	.	491.63	.	.	7,246.45	5,433.49	.	.
Burlington,	.	23.00	.	735.48	.	113.86	.	.	872.39	735.48	.	.
Bridgetown,	.	.	.	5,090.27	88.06	1,159.36	.	.	6,337.69	5,178.33	.	.
Great Egg Harbor,	.	.	.	921.30	.	46.63	.	.	967.93	921.30	.	.
Pennsylvania,	.	79,677.00	5,799.49	7,482.92	371.11	493.67	.	.	93,824.29	7,854.08	.	.
Wilmington, <i>Delaware</i> ,	.	2,118.61	239.28	4,086.83	23.94	322.72	.	.	6,791.53	4,110.82	.	.
Baltimore, <i>Maryland</i> ,	.	56,208.86	2,858.04	6,222.78	.	1,441.54	.	.	66,731.32	6,222.78	.	.
Chester,	.	65.00	.	2,314.56	.	845.00	.	.	3,224.56	2,314.56	.	.
Oxford,	.	67.12	.	5,770.01	30.00	1,562.48	.	.	7,429.61	5,800.01	.	.

ABSTRACT—Continued.

DISTRICTS.	Recorded.	Registered.		Enrolled and Registered.		Licensed under twenty tons, for			Aggregate Tonnage of each District.	Proportions of the Enrolled and Licensed Tonnage employed in the		
		Permanent.	Temporary.	Permanent.	Temporary.	Coasting Trade.	Whale Fishery.	Cod Fishery.		Coasting Trade.	Whale Fishery.	Cod Fishery.
	Tons. 95ths.	Tons. 95ths.	Tons. 95ths.	Tons. 95ths.	Tons. 95ths.	Tons. 95ths.	Tons. 95ths.	Tons. 95ths.		Tons. 95ths.	Tons. 95ths.	Tons. 95ths.
Vienna.	.	797.64	.	4,717.38	23.24	1,788.02	.	.	7,326.33	4,740.62	.	.
Snow Hill.	.	151.56	.	1,794.79	.	469.70	.	.	2,416.15	1,794.79	.	.
Annapolis.	.	.	28.40	1,241.94	.	415.67	.	.	1,686.11	1,241.94	.	.
Nottingham.	.	.	.	1,107.92	.	79.63	.	.	1,187.60	1,107.92	.	.
Cedar Point.	.	.	.	1,508.58	26.36	341.35	.	.	1,876.34	1,534.94	.	.
Georgetown.	.	2,738.60	565.55	955.18	.	254.35	.	.	4,513.73	955.18	.	.
Norfolk, Virginia.	.	18,810.63	4,373.16	7,454.85	744.42	1,593.92	.	.	32,977.13	8,199.32	.	.
Bermuda Hundred.	.	4,948.78	884.27	3,040.72	99.00	282.27	.	.	10,155.14	4,039.72	.	.
Hampton.	.	140.32	.	807.44	40.54	.	.	.	988.35	848.03	.	.
York Town.	.	931.65	.	2,582.21	.	466.36	.	.	3,980.27	2,582.21	.	.
Tappahannock.	.	1,679.85	76.36	2,957.00	40.45	559.29	.	.	5,313.05	2,297.45	.	.
Yeocomico.	.	.	.	741.59	.	365.81	.	.	1,107.45	741.59	.	.
Dumfries.	.	.	212.90	512.90	21.00	298.59	.	.	1,045.49	533.90	.	.
Alexandria.	.	10,239.04	566.86	2,064.37	171.77	355.24	.	.	13,397.38	2,236.19	.	.
Folly Landing.	.	631.10	.	1,390.86	.	537.71	.	.	2,459.72	1,290.86	.	.
Cherry Stone.	.	.	.	.	.	.	.	.	.	.	.	.
South Quay.	.	67.52	94.79	.	.	.	.	.	162.36	.	.	.
Louisville, Kentucky.	.	.	.	.	.	.	.	.	.	.	.	.
Wilmington, North Carolina.	.	2,393.61	262.00	270.43	204.21	27.09	.	.	3,157.39	474.64	.	.
Newbern.	.	3,979.49	228.43	1,178.76	.	452.70	.	.	6,139.48	1,178.76	.	.
Washington.	.	3,959.11	597.37	781.90	.	307.86	.	.	5,646.34	781.90	.	.
Edenton.	.	4,907.85	594.52	1,857.68	.	533.27	.	.	7,893.42	1,857.68	.	.
Camden.	.	1,054.22	326.53	1,407.01	.	592.80	.	.	3,380.61	1,407.01	.	.
Georgetown, South Carolina.	.	503.00	158.45	749.39	99.75	.	.	.	1,510.64	849.19	.	.
Charleston.	.	29,444.83	3,646.84	6,296.18	638.41	339.44	.	.	40,365.80	6,934.59	.	.
Beaufort.	.	.	.	.	.	.	.	.	.	.	.	.
Savannah, Georgia.	.	3,238.93	1,023.93	702.03	358.35	17.86	.	.	5,341.25	1,060.38	.	.
Sunbury.	.	.	.	.	.	.	.	.	.	.	.	.
Brunswick.	.	63.47	.	71.40	.	10.13	.	.	145.05	71.40	.	.
St. Mary's.	.	40.42	86.52	45.55	.	28.19	.	.	220.73	45.55	.	.
Hardwick.	.	.	.	.	.	.	.	.	.	.	.	.
Middletown.	.	8,547.20	182.06	5,294.55	.	391.85	.	.	14,415.71	5,120.76	.	173.74
Hudson.	.	1,310.39	55.40	2,145.26	.	17.30	.	.	3,528.40	2,145.26	.	.
Waldoborough.	.	1,917.13	.	7,220.50	.	70.31	.	618.04	9,826.03	7,155.63	.	64.82
Havre de Grace.	.	.	.	725.49	.	80.47	.	.	806.01	725.49	.	.
Little Egg Harbor.	.	.	.	1,011.10	.	101.90	.	.	1,113.05	1,011.10	.	.
Ipswich.	.	471.70	.	312.85	.	165.38	.	.	1,390.81	85.39	.	.
Total.	.	563,021.53	40,354.79	258,050.81	5,532.88	24,099.43	.	7,269.37	898,329.01	227,343.79	763.09	35,476.81

## REGISTERED TONNAGE.

	Tons. 95ths.
The registered vessels which were employed in Foreign Trade, and the amount of registered tonnage of the United States at the close of the year 1798, was	603,376.37

## ENROLLED AND LICENSED TONNAGE.

The enrolled vessels employed in the Coasting Trade at the close of the year 1798, was	227,343.79
The vessels under twenty tons licensed for do. at do. was	24,099.43
	251,443.27

## FISHING VESSELS.

The enrolled vessels licensed for the Whale Fishery, amounted to	763.09
“ “ “ for the Cod Fishery, do. to	35,476.81
The licensed vessels under twenty tons for do. do. to	7,269.37
	43,509.32
Aggregate amount of Tonnage at the close of the year 1798,	868,329.01

TREASURY DEPARTMENT, *Register's Office, 11th April, 1800.*

I do hereby certify, that the foregoing statement is a true extract from the quarterly Abstracts of Tonnage rendered to the treasury by the collectors of the several districts of the United States, for the year 1798.

JOSEPH NOURSE, *Register.*

6th CONGRESS.]

No. 52.

[2d SESSION.]

## REGISTERED SEAMEN.

COMMUNICATED TO THE SENATE, DECEMBER 12, 1800.

DEPARTMENT OF STATE, 9th December, 1800.

SIR:

In pursuance of the "Act to revive and continue in force certain parts of the 'Act for the relief and protection of American seamen,' and to amend the same," I have the honor to lay before Congress, an annual return, ending this day, containing an abstract of all the returns made to the Secretary of State, by the collectors of the different ports, pursuant to the "Act for the relief and protection of American seamen, and of the communications received from the agents,\* employed by virtue of the same, in foreign countries.

I am, sir, with great respect, your most obedient servant,

J. MARSHALL.

The Honorable the PRESIDENT of the Senate.

*Abstract from the returns made to the Secretary of State, by the Collectors of the Customs, of Seamen Registered under the act, entitled "An act for the relief and protection of American Seamen."*

FOR THE QUARTER ENDING THE 31ST OF MARCH, 1799.

STATES.	DISTRICTS.	Citizens by birth.	Citizens by residence.	Citizens by naturalization.	Aggregate of each District.	Total.
Massachusetts, . .	New Bedford, . . . . .	15	1	.	16	16

FOR THE QUARTER ENDING THE 30TH OF JUNE, 1799.

Massachusetts, . .	New Bedford, . . . . .	24	.	.	24	24
--------------------	------------------------	----	---	---	----	----

FOR THE QUARTER ENDING THE 30TH OF SEPTEMBER, 1799.

Massachusetts, . .	Boston and Charlestown, . . . . .	315	1	.	316	317
	Ipswich, . . . . .	1	.	.	1	
Maryland, . . . .	Annapolis, . . . . .	11	.	.	11	11
Massachusetts, . .	Bath, . . . . .	17	.	.	17	17
Virginia, . . . .	Norfolk and Portsmouth, . . . . .	162	.	1	163	168
	York Town, . . . . .	1	.	.	1	
	Tappahannock, . . . . .	4	.	.	4	
						513

FOR THE QUARTER ENDING THE 31ST OF DECEMBER, 1799.

New Hampshire, .	Portsmouth, . . . . .	56	.	.	56	56
Massachusetts, . .	Boston and Charlestown, . . . . .	314	.	.	314	944
	Marblehead, . . . . .	73	.	.	73	
	Nantucket, . . . . .	39	.	.	39	
	Frenchman's Bay, . . . . .	5	.	.	5	
	Ipswich, . . . . .	3	.	.	3	
	Portland and Falmouth, . . . . .	71	.	.	71	
	Bath, . . . . .	34	.	.	34	
	Dighton, . . . . .	28	.	.	28	
	Penobscot, . . . . .	12	.	.	12	
	Biddeford and Pepperelborough, . . . . .	25	.	.	25	
	Wiscasset, . . . . .	33	.	.	33	
	Salem and Beverly, . . . . .	120	2	.	122	
	Gloucester, . . . . .	37	.	.	37	
	Newburyport, . . . . .	51	.	.	51	
	New Bedford, . . . . .	83	.	.	83	
	York, . . . . .	14	.	.	14	

\* For these "communications," see Foreign Relations, December 12, 1800.

ABSTRACT—Continued.

QUARTER ENDING 31ST DECEMBER, 1799—Continued.

STATES.	DISTRICTS.	Citizens by birth.	Citizens by residence.	Citizens by naturalization.	Aggregate of each District.	Total.
Rhode Island, . . .	Newport, . . . . .	111	1	.	112	189
	Providence, . . . . .	66	2	.	68	
Connecticut, . . .	New London, . . . . .	227	.	.	227	350
	New Haven, . . . . .	123	.	.	123	
New York, . . . .	Hudson, . . . . .	8	.	.	8	370
	New York, . . . . .	361	1	.	362	
Maryland, . . . .	Snow Hill, . . . . .	3	.	.	3	3
Virginia, . . . . .	Alexandria, . . . . .	19	.	1	20	115
	Tappahannock, . . . . .	1	.	.	1	
	Norfolk and Portsmouth, . . . . .	90	.	.	90	
	Bermuda Hundred, . . . . .	4	.	.	4	
North Carolina, . . . . .	Newbern, . . . . .	18	1	.	19	47
	Washington, . . . . .	8	.	.	8	
	Edenton, . . . . .	19	1	.	20	
						2,065

FOR THE QUARTER ENDING THE 31ST OF MARCH, 1800.

New Hampshire, . . . . .	Portsmouth, . . . . .	43	.	.	43	43
Massachusetts, . . . . .	Gloucester, . . . . .	9	.	.	9	
	Portland and Falmouth, . . . . .	82	.	1	83	
	Penobscot, . . . . .	18	1	.	19	
	Biddeford and Pepperrelborough, . . . . .	13	.	.	13	
	Dignton, . . . . .	1	.	.	1	
	York, . . . . .	3	.	.	3	
	Boston and Charlestown, . . . . .	215	.	.	215	
	Newburyport, . . . . .	32	1	.	33	
	Salem and Beverly, . . . . .	76	.	.	76	
	Bath, . . . . .	17	.	.	17	
Nantucket, . . . . .	4	.	.	4		
Rhode Island, . . . . .	Newport, . . . . .	51	.	.	51	93
	Providence, . . . . .	42	.	.	42	
Connecticut, . . . . .	New Haven, . . . . .	10	.	.	10	67
	New London, . . . . .	57	.	.	57	
New York, . . . . .	New York, . . . . .	360	3	.	363	363
New Jersey, . . . . .	Bridgetown, . . . . .	3	.	.	3	3
Maryland, . . . . .	Snow Hill, . . . . .	2	.	.	2	4
	Nanjemoy, . . . . .	2	.	.	2	
Virginia, . . . . .	South Quay, . . . . .	6	.	.	6	11
	Alexandria, . . . . .	1	.	.	1	
	Bermuda Hundred and City Point, . . . . .	4	.	.	4	
	Tappahannock, . . . . .	1	.	.	1	
North Carolina, . . . . .	Washington, . . . . .	23	.	.	23	32
	Newbern, . . . . .	9	.	.	9	
						1,089

FOR THE QUARTER ENDING THE 30TH JUNE, 1800.

New Hampshire, . . . . .	Portsmouth, . . . . .	47	.	.	47	47
Massachusetts, . . . . .	Nantucket, . . . . .	43	.	.	43	
	Gloucester, . . . . .	37	.	.	37	
	Dignton, . . . . .	1	.	.	1	
	Portland and Falmouth, . . . . .	62	1	.	63	
	Biddeford and Pepperrelborough, . . . . .	4	.	.	4	
	Salem and Beverly, . . . . .	94	4	.	98	
	Bath, . . . . .	20	.	.	20	
	York, . . . . .	8	.	.	8	

## ABSTRACT—Continued.

QUARTER ENDING THE 30TH JUNE, 1800—Continued.

STATES.	DISTRICTS.	Citizens by birth.	Citizens by residence.	Citizens by naturalization.	Aggregate of each District.	Total.
Massachusetts, . . .	Newburyport, . . . . .	32	.	.	32	592
	Penobscot, . . . . .	8	.	.	8	
	Marblehead, . . . . .	42	.	.	42	
	Boston and Charlestown, . . . . .	236	.	.	236	
Rhode Island, . . . . .	Newport, . . . . .	63	.	.	63	127
	Providence, . . . . .	64	.	.	64	
Connecticut, . . . . .	New Haven, . . . . .	62	1	.	63	156
	New London, . . . . .	93	.	.	93	
New York, . . . . .	New York, . . . . .	469	3	2	474	474
Virginia, . . . . .	Bermuda Hundred, . . . . .	3	.	.	3	3
North Carolina, . . . . .	Edenton, . . . . .	41	.	.	41	78
	Washington, . . . . .	19	.	.	19	
	Newbern, . . . . .	18	.	.	18	
						1,477

FOR THE QUARTER ENDING 30TH SEPTEMBER, 1800.

New Hampshire, . . . . .	Portsmouth, . . . . .	53	.	.	53	53
Massachusetts, . . . . .	Biddeford and Pepperrelborough, . . . . .	12	.	.	12	
	Bath, . . . . .	16	.	.	16	
	York, . . . . .	1	.	.	1	
	Dighton, . . . . .	7	.	.	7	
	Salem and Beverly, . . . . .	124	1	.	125	
	Portland and Falmouth, . . . . .	55	.	.	55	
	Gloucester, . . . . .	31	.	.	31	
	Kennebunk, . . . . .	55	.	.	55	
Newburyport, . . . . .	35	.	.	35		
Rhode Island, . . . . .	Newport, . . . . .	95	.	.	95	127
	Providence, . . . . .	32	.	.	32	
Virginia, . . . . .	Petersburg, . . . . .	6	.	.	6	6
North Carolina, . . . . .	Edenton, . . . . .	15	.	.	15	15
Connecticut, . . . . .	Middletown, from 1st October, 1799, to 1st October, 1800, . . . . .	115	.	.	115	115
Virginia, . . . . .	Alexandria, from 1st April, to 30th September, 1800, . . . . .	29	.	.	29	29
North Carolina, . . . . .	Washington, from 1st July, to 30th September, 1800, . . . . .	12	.	.	12	12
						694

6th CONGRESS.]

No. 53.

[2d Session.]

## EXPORTS FOR THE YEAR ENDING SEPTEMBER 30, 1800.

COMMUNICATED TO THE SENATE, FEBRUARY 6, 1801.

TREASURY DEPARTMENT, February 5, 1801.

SIR:

I have the honor to transmit, herewith, a statement of goods, wares, and merchandise, exported from the United States, during one year, prior to the first of October, 1800.

The value of goods, wares, and merchandise, of foreign growth or production, exported during the above period, is estimated at thirty-nine millions one hundred and thirty thousand eight hundred and seventy-seven dollars.

I have the honor to be, very respectfully, sir, your most obedient servant,

SAMUEL DEXTER.

The Honorable the PRESIDENT of the Senate of the United States.

A Statement of the Exports of the United States, from the 1st of October, 1799, to 30th of September, 1800.

SPECIES OF MERCHANDISE.	Quantity, or Value.	SPECIES OF MERCHANDISE.	Quantity, or Value.
Ashes, Pot,	tons, 6,760	Mustard,	pounds, 3,130
Do. Pearl,	do. 1,261	Molasses,	gallons, 39,122
Apples,	barrels, 16,593	Mules,	number, 151
Beer, Ale, Porter, and Cider, in casks,	gallons, 74,763	Medicinal Drugs,	dollars, 23,477
Do. do. in bottles,	dozens, 1,721	Merchandise, and all articles, not enumerated,	do. 16,126,868
Beef,	barrels, 75,045	Oil, Linseed,	gallons, 18,857
Biscuit, or Ship Bread,	do. 81,199	Do. Spermaceti,	do. 221,762
Do.	kegs, 38,482	Do. Whale and other Fish,	do. 204,468
Buckwheat,	bushels, 851	Oats,	bushels, 57,306
Barley,	do. 432	Peas,	do. 27,851
Bran and Shorts,	do. 195	Pork,	barrels, 55,467
Beans,	do. 7,621	Pitch,	do. 1,881
Butter,	pounds, 1,822,341	Potatoes,	bushels, 56,253
Boots,	pairs, 6,473	Poultry,	dozens, 6,300
Bricks,	number, 332,222	Rice,	tierces, 112,056
Bark, Essence of	gallons, 291	Rye,	bushels, 8,227
Corn, Indian	bushels, 1,694,327	Rosin,	barrels, 3,075
Cheese,	pounds, 913,843	Spices, Pepper,	pounds, 635,849
Coffee,	do. 38,597,479	Do. Pimento,	do. 324,458
Cocoa,	do. 4,925,518	Do. all other,	dollars, 28,241
Chocolate,	do. 6,304	Spirits, Foreign,	gal.ons, 604,361
Cotton,	do. 17,789,803	Do. Domestic, from foreign produce,	do. 481,569
Coal,	bushels, 8,406	Do. Domestic, from domestic produce,	do. 27,801
Candles, Wax,	pounds, 13,818	Shoes and Slippers,	pairs, 68,722
Do. Spermaceti,	do. 181,321	Skins and Furs,	dollars, 308,262
Candles, Tallow,	pounds, 752,402	Saddlery,	do. 5,128
Canvass or Sail Cloth,	pieces, 58	Silk, raw,	pounds, 92
Cables and Cordage,	cwt. 12,406	Starch,	do. 90,445
Cards, Wool and Cotton,	dozens, 1,017	Soap,	do. 2,284,553
Copper, or Brass and Copper, manufactured,	dollars, 50,608	Sugar, brown and all other clayed,	do. 56,432,516
Coaches and other Carriages,	do. 16,678	Do. refined,	do. 124,939
Flour,	barrels, 653,052	Sheep,	number, 9,445
Fish, dried or smoked,	quintals, 392,726	Ship Stuff,	cwt. 432
Do. pickled,	barrels, 50,388	Salt,	bushels, 38,703
Do. do.	kegs, 12,403	Snuff,	pounds, 41,453
Furniture, household,	dollars, 81,421	Tobacco, manufactured,	do. 457,713
Flaxseed,	bushels, 289,684	Do. unmanufactured,	hhds. 78,680
Flax,	pounds, 2,488	Tallow,	pounds, 15,079
Gunpowder,	do. 19,565	Tar,	barrels, 59,410
Ginseng,	do. 268,371	Turpentine,	do. 33,129
Hats,	dollars, 42,076	Do. Spirits of	gallons, 4,900
Hams and Bacon,	pounds, 1,173,244	Tea, Bohea,	pounds, 938,376
Hair Powder,	do. 33,887	Do. Souchong and other black,	do. 42,905
Hops,	do. 100	Do. Hyson,	do. 152,093
Hemp,	cwt. 1,540	Do. Other Green,	do. 47,258
Hides raw,	number, 33,003	Wheat,	bushels, 26,853
Horned Cattle,	do. 9,824	Whalebone,	pounds, 32,636
Horses,	do. 4,406	Wax,	do. 203,703
Hogs,	do. 14,294	Wines, Madeira,	gallons, 17,597
Iron, Pig,	tons, 190	Do. all other,	do. 1,465,234
Do. Bar,	do. 531	Do. bottled,	do. 43,804
Do. Castings,	dollars, 11,174	Wood, Staves, and Heading,	number, 19,375,625
All other manufactured Iron and Steel,	do. 372,261	Do. Shingles,	do. 76,027,827
Indigo,	pounds, 572,999	Do. Hoops and Poles,	do. 2,121,189
Lard,	do. 1,633,562	Do. Boards, Plank, Scantling, &c.	feet, 68,825,280
Leather,	do. 171,103	Do. Timber,	tons, 9,195
Lead,	do. 420,020	Do. all other and lumber,	dollars, 73,344
Meal, Rye,	bushels, 79,677	Do. Oak Bark, and other dye,	do. 15,774
Do. Indian,	do. 338,108	Do. all manufacturers of	do. 117,651
Do. Buckwheat,	do. 93		
Do. Oat,	do. 1,637		



*A Summary of the Value and Destination of the Exports of the United States, agreeably to the foregoing Statement.*

Prussia, - - - - -	24,884	24,884
Sweden, - - - - -	91,342	
Swedish West Indies, - - - - -	471,343	562,685
Denmark and Norway, - - - - -	356,853	
Danish West Indies, - - - - -	1,757,589	2,114,442
United Netherlands, - - - - -	4,372,964	
Dutch West Indies and American Colonies, - - - - -	1,296,052	5,669,016
England, Man, and Berwick, - - - - -	15,856,260	
Guernsey, Jersey, Sark and Alderney, - - - - -	22,936	
Scotland, - - - - -	1,688,600	
Ireland, - - - - -	1,517,867	
Gibraltar, - - - - -	865,957	
Cape of Good Hope, - - - - -	198,977	
British East Indies, - - - - -	130,461	
British West Indies, - - - - -	6,404,785	
Newfoundland and British Fisheries, - - - - -	40,328	
British American Colonies, - - - - -	654,118	27,310,289
Imperial ports, - - - - -	31,147	31,147
Hamburg, Bremen, &c. - - - - -	8,012,846	8,012,846
France, - - - - -	40,400	
French West Indies, - - - - -	5,123,433	5,163,833
Spain, - - - - -	4,743,678	
Teneriffe and other Canaries, - - - - -	303,630	
Honduras, Campeachy, &c. - - - - -	291,717	
Manilla and other Philippine Isles, - - - - -	14,112	
Spanish West Indies, - - - - -	8,270,400	
Floridas and Louisiana, - - - - -	2,035,789	
Other Spanish American Colonies, - - - - -	1,280	15,660,606
Portugal, - - - - -	448,548	
Madeira, - - - - -	522,728	
Fayal and other Azores, - - - - -	56,868	
Cape de Verd Islands, - - - - -	237,700	1,265,844
Morocco, - - - - -	-	73,449
Italian Ports, - - - - -	-	2,689,968
Turkey in Asia, and China and East Indies, generally, - - - - -	-	1,047,385
West Indies, generally, - - - - -	-	115,631
Africa, generally, - - - - -	-	366,618
Europe, generally, - - - - -	-	35,389
Northwest Coast of America, - - - - -	-	746,153
South Seas, - - - - -	-	81,595
Grand Total, - - - - -	-	76,971,780

*A Summary of the Value of the Exports from each State.*

From New Hampshire, - - - - -	\$431,836
Vermont, - - - - -	57,041
Massachusetts, - - - - -	11,326,876
Rhode Island, - - - - -	1,322,945
Connecticut, - - - - -	1,114,743
New York, - - - - -	14,045,079
New Jersey, - - - - -	2,289
Pennsylvania, - - - - -	11,949,679
Delaware, - - - - -	418,695
Maryland, - - - - -	12,264,331
Virginia, - - - - -	4,430,689
North Carolina, - - - - -	769,799
South Carolina, - - - - -	10,663,510
Georgia, - - - - -	2,174,268
Total, - - - - -	\$70,971,780

TREASURY DEPARTMENT, Register's Office, February 3d, 1801.

JOSEPH NOURSE, Register.

[6th CONGRESS.]

No. 54.

[2d SESSION.]

## TONNAGE FOR THE YEAR 1799.

COMMUNICATED TO THE HOUSE OF REPRESENTATIVES, JANUARY 17, 1801.

TREASURY DEPARTMENT, *February 13th*, 1801.

SIR:

I have the honor to transmit herewith, a statement exhibiting the tonnage of the shipping of the United States, at the close of the year 1799.

This account has been extracted from the records kept in pursuance of the acts of Congress for registering and recording, and for enrolling and licensing ships or vessels, and is presumed to be correct, except that it includes a considerable number of vessels which have been condemned or detained by foreign nations, and respecting which particular information has not been obtained.

I have the honor to be, very respectfully, sir, your obedient servant,

SAMUEL DEXTER.

*The Hon. the SPEAKER of the House of Representatives.*

Abstract of the Tonnage of the Shipping of the several districts of the United States, and of Recorded Vessels, on the last day of December, 1799.

DISTRICTS.	Recorded.	Registered.		Enrolled and Licensed.		Licensed under twenty tons, for		Aggregate Tonnage of each District.	Proportions of the Enrolled and Licensed Tonnage employed in the		
		Permanent.	Temporary.	Permanent.	Temporary.	Coasting Trade.	Cod Fishery.		Coasting Trade.	Whale Fishery.	Cod Fishery.
Portsmouth, <i>New Hampshire</i> , . . . . .	.	18,227.11	1,648. 3	1,735.79	116.57	82.59	194.19	22,004.38	1,293.44	.	558.92
Newburyport, <i>Massachusetts</i> , . . . . .	.	15,414.16	901.47	2,761.73	.	55.86	215.53	19,348.85	2,447.47	.	314.26
Glooucester, . . . . .	.	3,218.72	.	3,246.69	.	413.15	2,541.89	9,420	1,971.68	.	1,275. 1
Salem, . . . . .	.	21,196.43	419.57	4,887.43	.	.	63.36	26,566.84	2,640.36	.	2,247. 7
Marblehead, . . . . .	.	7,416.58	.	11,625.31	.	50.00	53.72	19,145.66	7,750.75	.	3,874.51
Boston, . . . . .	.	67,664.36	5,606.62	10,713.88	1,654.82	185.74	208.49	86,034.11	10,417. 4	98.21	1,853.50
Plymouth, . . . . .	.	3,813. 2	.	6,983.59	.	109.00	.	10,905.61	3,155.93	.	3,827.61
Barnstable, . . . . .	.	276.38	.	13,630.55	.	536.69	.	14,443.67	7,199.78	142.00	6,298.72
Nantucket, . . . . .	.	9,076.40	283.65	2,346.14	178.87	43.35	8.00	11,936.51	2,231.78	293.23	.
Edgartown, . . . . .	.	.	.	453.28	57.50	86.52	.	597.35	510.78	.	.
New Bedford, . . . . .	.	8,785. 3	450.47	5,269.32	128.60	158.13	.	14,791.60	5,303.61	58.80	35.46
Dighton, . . . . .	.	1,131.41	676.52	2,808.35	58.63	174.82	.	4,940.83	2,730.71	.	136.27
York, . . . . .	.	530. 8	.	1,911.87	40.35	138.69	108.93	2,730. 7	686.43	.	1,365.79
Biddeford, . . . . .	.	8,550.77	287.51	2,243.23	75.29	75.29	141.49	11,298.39	2,130.70	.	112.48
Portland, . . . . .	.	15,201.65	688.63	5,129.11	427. 3	427. 3	361.75	21,808.27	4,459. 4	.	670. 7
Bath, . . . . .	.	5,188.24	251.80	2,015.76	97.81	97.81	165.52	7,719.28	1,947.46	.	68.30
Wiscasset, . . . . .	.	9,597.66	393.94	1,680.75	.	17.38	688.74	12,378.62	1,622.94	.	57.76
Penobscot, . . . . .	.	2,548.81	99.74	4,688.29	.	135.83	497.32	7,970.14	4,665.29	.	23.00
Frenchman's Bay, . . . . .	.	277.33	111.77	2,687.72	31.41	437.14	143.90	3,689.42	2,337.68	.	381.45
Machias, . . . . .	.	.	105.75	484.41	.	40.94	42.64	673.84	311.13	.	173.28
Passamaquoddy, . . . . .	.	.	537.34	77.94	.	72.77	.	688.15	77.94	.	102.67
Newport, <i>Rhode Island</i> , . . . . .	.	9,252.55	823.37	3,496.41	91.00	572.31	33.83	14,269.57	3,484.69	.	.
Providence, . . . . .	.	7,803.63	682.74	1,748.56	35.63	66.56	.	10,337.27	1,784.24	.	458.57
New London, <i>Connecticut</i> , . . . . .	.	9,668.29	802.84	3,501.49	.	640.60	258.82	14,871.78	3,042.87	.	.
New Haven, . . . . .	.	7,538.62	181. 6	1,631.49	.	111.34	.	9,462.56	1,631.49	.	.
Fairfield, . . . . .	.	1,275.35	54.70	2,936.42	.	66.27	.	4,332.79	2,936.42	.	.
Sag Harbor, <i>New York</i> , . . . . .	.	602.57	.	1,158.73	.	108.24	38. 8	1,807.67	1,158.73	.	.
New York, . . . . .	.	106,537.34	10,740.62	44,957.22	1,042.89	1,960.43	.	165,238.60	46,000.16	.	.
Perth Amboy, <i>New Jersey</i> , . . . . .	.	924.51	.	5,326.67	.	485.87	.	6,737.15	5,326.67	.	.
Burlington, . . . . .	.	.	.	1,152.94	.	151. 2	.	1,304. 1	1,152.94	.	.
Bridgetown, . . . . .	.	57. 2	.	5,509.59	70.67	1,192.26	.	6,829.59	5,580.31	.	.
Great Egg Harbor, . . . . .	.	114. 2	.	1,324. 7	.	112.56	.	1,550.64	1,324. 7	.	.
<i>Pennsylvania</i> , . . . . .	.	84,486. 5	6,458.25	6,760.44	470.42	626.16	.	98,801.37	7,230.86	.	.
Wilmington, <i>Delaware</i> , . . . . .	.	1,868.89	348.22	3,970.43	61.84	509.57	.	6,759.10	4,032.32	.	.
Baltimore, <i>Maryland</i> , . . . . .	.	73,046.31	4,311.48	6,145.47	.	1,572.20	.	85,075.51	6,145.47	.	.
Chester, . . . . .	.	65.00	.	2,311.81	.	773.77	.	3,150.63	2,311.81	.	.
Oxford, . . . . .	.	67.12	.	6,612.85	30.00	1,634.33	.	8,344.35	6,642.85	.	.
Vienna, . . . . .	.	812.27	91.15	5,480.43	.	1,728.87	.	8,112.77	5,480.43	.	.
Snow Hill, . . . . .	.	170.79	.	1,980.42	.	605.59	.	2,766.85	1,980.42	.	.
Annapolis, . . . . .	.	301.31	.	1,476.33	.	487.81	.	2,265.50	1,476.33	.	.
Nottingham, . . . . .	.	.	.	2,105.88	.	66.15	.	1,172. 8	1,105.88	.	.

ABSTRACT OF TONNAGE, &c.—Continued.

DISTRICTS.	Recorded.	Registered.		Enrolled and Licensed.		Licensed under twenty tons, for		Aggregate Tonnage of each District.	Proportions of the Enrolled and Licensed Tonnage employed in the		
		Permanent.	Temporary.	Permanent.	Temporary.	Coast'g trade.	Cod Fishery.		Coast'g Trade.	Whale Fishery.	Cod Fishery.
Cedar Point, . . . . .				1,333.36	.	425.35	.	1,758.71	1,333.36		
Georgetown, . . . . .		2,193.37	387.86	876.2	.	223.54	.	3,690.84	886.2		
Norfolk, <i>Virginia</i> , . . . . .		21,853.87	4,109.22	6,823.30	589.39	1,774.6	.	36,149.89	7,412.69		
Bermuda Hundred, . . . . .		5,594.68	1,025.87	4,392.28	99.00	304.44	.	11,416.37	4,491.28		
Hampton, . . . . .	A.										
York Town, . . . . .		926.73		2,701.60		489.49		4,117.87	2,701.60		
Tappahannock, . . . . .		1,461.78	76.36	3,152.73	126.30	632.6		5,449.33	3,279.8		
Yeocomico, . . . . .				868.91		414.69		1,273.65	368.91		
Dumfries, . . . . .			212.90	601.50	21.00	296.62		1,132.12	622.50		
Alexandria, . . . . .		8,806.32	1,142.20	2,114.67	184.5	365.33		12,612.62	2,298.72		
Folly Landing, . . . . .		648.45		980.52		686.42		2,315.44	980.52		
South Quay, . . . . .				80.68				80.68	80.68		
Wilmington, <i>North Carolina</i> , . . . . .		2,361.38	137.62	140.76	21.37	75.13		2,736.36	162.18		
Newbern, . . . . .		3,882.71	794.83	709.64		472.55		5,859.83	709.64		
Washington, . . . . .		2,574.74	1,195.62	990.77	80.75	289.94		5,141.2	1,071.57		
Edenton, . . . . .		4,635.24	1,511.11	1,852.56		610.00		8,608.91	1,852.56		
Camden, . . . . .		1,394.34	726.68	1,351.1		554.43		4,026.51	1,351.1		
Georgetown, <i>South Carolina</i> , . . . . .		703.45	165.24	652.17	185.32			1,706.23	837.49		
Charleston, . . . . .		33,422.36	4,276.32	5,992.13	776.65	350.43		34,817.94	6,768.78		
Savannah, <i>Georgia</i> , . . . . .	B.										
Brunswick, . . . . .				71.40		42.26		113.66	71.40		
St. Mary's, . . . . .		60.42	225.71	89.86	62.91	53.29		492.34	152.82		
Middletown, . . . . .		11,525.83	586.15	3,360.20	75.46	394.93		15,942.67	3,435.66		
Hudson, . . . . .		2,383.84	88.54	1,846.58	112.60	17.30		4,449.1	1,959.23		
Waldoborough, . . . . .	C.										
Havre de Grace, . . . . .				816.32		120.56		936.88	816.32		
Little Egg Harbor, . . . . .			175.74	913.32		97.33		1,186.44	913.32		
Ipswich, . . . . .		273.65		331.53		224.80	279.42	1,109.50	224.42		107.11
Total,		607,310.19	54,887.00	239,024.36	6,404.65	25,736.8	6,046.17	939,408.50	220,904.46	592.29	23,932.26

A. B. C. The abstracts were not received from those districts when this statement was closed.

## ABSTRACT OF TONNAGE, &amp;c.—Continued.

## REGISTERED TONNAGE.

The registered vessels which were employed in the foreign trade, and the amount of registered tonnage of the United States, at the close of the year 1799, was

662,197.19

## ENROLLED AND LICENSED TONNAGE.

The enrolled vessels employed in the coasting trade, at the close of the year 1799, was	220,904.46
The licensed do. under twenty tons, for do. at do. do.	25,736.8
	<u>246,640.54</u>

## FISHING VESSELS.

The enrolled vessels licensed for the whale fishery, amounted to	-	-	-	592.29
Do. do. for the cod fishery, do.	-	-	-	23,932.26
The licensed vessels under twenty tons, for do. do.	-	-	-	6,046.17
				<u>30,570.72</u>
Aggregate amount of tonnage at the close of the year 1799,	-	-	-	<u>939,408.50</u>

TREASURY DEPARTMENT, *Register's Office, February 5, 1801.*

I do hereby certify that the foregoing statement is a true extract from the quarterly abstracts of tonnage rendered to the Treasury, by the collectors of the several districts of the United States, for the year 1799.

JOSEPH NOURSE, *Register.*

[7th CONGRESS.]

No. 55.

[1st SESSION.]

## REGISTERED SEAMEN.

COMMUNICATED TO THE HOUSE OF REPRESENTATIVES, DECEMBER 16, 1801.

DEPARTMENT OF STATE, December 14th, 1801.

SIR:

Agreeably to the "Act to revive and continue in force certain parts of the Act for the relief and protection of American Seamen, and to amend the same," I have the honor to lay before Congress, an annual return, ending the ninth instant, containing an abstract of all the returns made to the Secretary of State by the Collectors of the Customs for the different ports, pursuant to the "Act for the relief and protection of American Seamen;" to which I have added extracts\* from the communications received from the agents in foreign countries, for the relief of American Seamen.

I have the honor to be, with great respect, sir, your very obedient servant,

JAMES MADISON.

*The honorable the SPEAKER of the House of Representatives.*

*Abstract from the Returns made to the Secretary of State, by the Collectors of the Customs, of Seamen Registered under the act, entitled "An Act for the Relief and Protection of American Seamen."*

FOR THE QUARTER ENDING SEPTEMBER 30, 1799.

STATES.	DISTRICTS.	Citizens by birth.	Citizens by residence.	Citizens by naturalization.	Aggregate of District.	Total.
Massachusetts,	Sag Harbor, - - - -	16	-	-	16	16

FOR THE QUARTER ENDING DECEMBER 31, 1799.

Massachusetts,	Sag Harbor, - - - -	3	-	1	4	4
----------------	---------------------	---	---	---	---	---

FOR THE QUARTER ENDING MARCH 31, 1800.

Massachusetts,	Sag Harbor, - - - -	3	-	-	3	3
----------------	---------------------	---	---	---	---	---

FOR THE QUARTER ENDING JUNE 31, 1800.

Massachusetts,	Ipswich, - - - -	1	-	-	1	1
Virginia, - -	Tappahannock, - - - -	7	-	-	7	7

FOR THE QUARTER ENDING SEPTEMBER 30, 1800.

Massachusetts,	Boston, - - - -	203	-	1	204	313
	Sag Harbor, - - - -	9	-	-	9	
	Penobscot, - - - -	10	-	-	10	
	Wiscasset, - - - -	34	-	-	34	
	Ipswich, - - - -	1	-	-	1	
	Nantucket, - - - -	55	-	-	55	160
Connecticut, -	New London, - - - -	105	-	1	106	
	New Haven, - - - -	54	-	-	54	377
New York, -	New York, - - - -	374	1	2	377	
North Carolina,	Newbern, - - - -	38	-	-	38	38
						888

\* For these extracts and list of impressments, see Foreign Relations, December 16, 1801.

## ABSTRACT—Continued.

FOR THE QUARTER ENDING DECEMBER 31, 1800.

STATE.	DISTRICT.	Citizens by birth.	Citizens by residence.	Citizens by naturalization.	Aggregate of District.	Total.
New Hampshire,	Portsmouth, - - - -	35	-	-	35	35
Massachusetts,	Boston, - - - -	221	-	-	221	
	York, - - - -	4	-	-	4	
	Kennebunk, - - - -	47	-	-	47	
	Frenchman's Bay, - - - -	6	-	-	6	
	Marblehead, - - - -	26	-	-	26	
	Salem, - - - -	95	-	-	95	
	Portland and Falmouth, - - - -	107	-	-	107	
	Newburyport, - - - -	49	-	-	49	
	Dighton, - - - -	26	-	-	26	
	Bath, - - - -	39	-	-	39	
	Penobscot, - - - -	9	-	-	9	
	Ipswich, - - - -	3	-	-	3	
	Nantucket, - - - -	30	-	-	30	
	Gloucester, - - - -	21	-	-	21	
	Biddeford, - - - -	17	-	-	17	
	Sag Harbor, - - - -	5	-	-	5	705
Rhode Island,	Providence, - - - -	92	-	-	92	166
	Newport, - - - -	73	1	-	74	
Connecticut, -	New London, - - - -	159	1	-	160	242
	New Haven, - - - -	82	-	-	82	
New York, -	New York, - - - -	407	-	1	408	408
Maryland, -	Nanjemoy, - - - -	1	-	-	1	1
Virginia, -	Alexandria, - - - -	13	-	-	13	16
	Dumfries, - - - -	1	-	-	1	
	Petersburgh, - - - -	2	-	-	2	
North Carolina,	Edenton, - - - -	15	-	-	15	55
	Newbern, - - - -	24	-	-	24	
	Washington, - - - -	16	-	-	16	
						1,628

FOR THE QUARTER ENDING MARCH 31, 1801.

New Hampshire,	Portsmouth, - - - -	53	-	-	53	53
Massachusetts,	Boston, - - - -	207	-	-	207	
	Frenchman's Bay, - - - -	5	-	-	5	
	York, - - - -	4	-	-	4	
	Bath, - - - -	22	-	-	22	
	Biddeford, - - - -	21	-	-	21	
	Wiscasset, - - - -	57	-	-	57	
	Nantucket, - - - -	12	-	-	12	
	Newburyport, - - - -	60	-	-	60	
	Dighton, - - - -	3	-	-	3	
	Penobscot, - - - -	16	-	-	16	
	Ipswich, - - - -	1	-	-	1	
	Kennebunk, - - - -	43	-	-	43	
	Marblehead, - - - -	35	-	-	35	
	Salem, - - - -	120	1	-	121	
	Portland, - - - -	88	-	-	88	695
Rhode Island, -	Providence, - - - -	38	1	-	39	102
	Newport, - - - -	63	-	-	63	
Connecticut, -	New London, - - - -	72	2	-	74	108
	New Haven, - - - -	34	-	-	34	
New York, -	New York, - - - -	476	-	-	476	476
New Jersey, -	Bridgetown, - - - -	3	-	-	3	3
Virginia, -	Alexandria, - - - -	21	-	-	21	25
	Dumfries, - - - -	1	-	-	1	
	Richmond, - - - -	3	-	-	3	

## ABSTRACT—Continued.

QUARTER ENDING MARCH 31, 1801—Continued.

STATES.	DISTRICTS.	Citizens by birth.	Citizens by residence.	Citizens by naturalization.	Aggregate of District.	Total.
North Carolina,	Edenton,	17	-	-	17	100
	Newbern,	40	-	-	40	
	Washington,	42	-	1	43	
						1,562

FOR THE QUARTER ENDING JUNE 30, 1801.

New Hampshire,	Portsmouth,	50	-	-	50	50	
Massachusetts,	Boston,	266	-	-	266		
	York,	5	-	-	5	717	
	Gloucester,	29	1	-	30		
	Dighton,	8	-	-	8		
	Penobscot,	11	-	-	11		
	Portland,	93	-	-	93		
	Biddeford,	23	-	-	23		
	Wiscasset, 1 British subject,	-	-	-	-		
	Frenchman's Bay,	5	-	-	5		
	Newburyport,	78	-	-	78		
	Wiscasset,	45	-	-	45		
	Bath,	29	-	-	29		
	Nantucket,	12	-	-	12		
	Kennebunk,	23	-	-	23		
	Bristol,	5	-	-	5		
	Salem,	84	-	-	84		
Connecticut,	New London,	86	-	-	86		86
Rhode Island,	Newport,	58	-	-	58		94
	Providence,	36	-	-	36		
Virginia,	Alexandria,	19	-	1	20	217	
	Norfolk,	181	8	-	189		
	Petersburgh,	8	-	-	8		
North Carolina,	Edenton,	41	-	-	41	112	
	Newbern,	38	1	-	39		
	Washington,	32	-	-	32		
						1,376	

FOR THE QUARTER ENDING SEPTEMBER 30, 1801.

Massachusetts,	Dighton,	1	-	-	1	289
	Penobscot,	11	-	-	11	
	Biddeford,	10	-	-	10	
	Frenchman's Bay,	3	-	-	3	
	Newburyport,	35	-	-	35	
	Ipswich,	2	-	-	2	
	Nantucket,	33	-	-	33	
	Gloucester,	17	-	-	17	
	Salem,	109	1	-	110	
	Portland,	65	1	1	67	
Rhode Island,	Providence,	53	-	-	53	97
	Newport,	44	-	-	44	
Connecticut,	New London,	56	-	-	56	223
Do. from the 1st. of Oct. 1800, to Aug. 15th, 1801,	New Haven,	167	-	-	167	
Virginia,	Alexandria,	20	-	-	20	25
	Dumfries,	5	-	-	5	
North Carolina,	Edenton,	38	-	-	38	55
	Washington,	17	-	-	17	
						689



7th CONGRESS.]No. 56.[1st SESSION.]

## IMPORTS FOR TWO YEARS ENDING SEPTEMBER 30, 1800.

COMMUNICATED TO THE HOUSE OF REPRESENTATIVES DECEMBER 17, 1801.

TREASURY DEPARTMENT, *December 16th, 1801.*

Sir:

In conformity to a resolution of the House of Representatives, of May 29th, 1798, I have the honor to transmit, herewith, two statements of the importations in American and Foreign vessels, from October 1st, 1798, to September 30th, 1799; also similar statements, from October 1st, 1799, to September 30th, 1800.

A number of the first mentioned statements have been printed, and will be immediately deposited with the Clerk of the House.

I have the honor to be, very respectfully, sir, your most obedient servant,

ALBERT GALLATIN.

*The Honorable the SPEAKER of the House of Representatives.*

General Statement of Goods, Wares, and Merchandise, imported into the United States, in American and Foreign Vessels, from the 1st day of October 1798, to the 30th day of September 1799.

FROM WHENCE IMPORTED.	GOODS SUBJECT TO DUTIES AD VALOREM.					ARTICLES PAYING SPECIFIC DUTIES.	
	VALUE OF GOODS.					WINES.	
	At 10 per cent.	At 12½ per cent.	At 15 per cent.	At 20 per cent.	At 40 per cent.	Madeira.	Burgundy.
	Dollars.					Gallons.	
Russia, - - - - -	1,114,629	1,204	11,178	228			
Prussia, - - - - -	27,139	-	237				
Sweden, - - - - -	71,016	-	5,627				
Swedish West Indies, - - - - -	1,329	522	484				
Total, - - - - -	72,345	522	6,111				
Denmark and Norway, - - - - -	377,619	15,160	20,906	4,476	1,650	104	13
Danish West Indies, - - - - -	10,271	5,314	7,274	2,271	-	1,172	
Total, - - - - -	387,890	20,474	28,180	6,747	1,650	1,270	13
United Netherlands, - - - - -	236,720	47,664	22,459	9,723	2,667		
Dutch West Indies, - - - - -	68,857	2,020	6,307	55	-	89	
Dutch East Indies, - - - - -	854	1,028	12,965	-	-	89	
Total, - - - - -	306,431	50,712	41,731	9,778	2,667	178	
England, Man, and Berwick, - - - - -	13,131,873	5,740,628	5,224,600	133,871	-	593	
Scotland, - - - - -	570,194	1,252,612	194,850	7,697			
Ireland, - - - - -	949,419	122,295	38,148	11,730			
Guernsey, Jersey, Sark, &c. - - - - -	1,331	-	1,234	-	1,148	1,469	
Gibraltar, - - - - -	9,879	-	53,154	-	18,620		
British African ports, - - - - -	9,833	-	200	-			
British East Indies, - - - - -	89,516	871,495	9,252	-	-	377	
British West Indies, - - - - -	35,855	10,495	58,767	1,093	7,666	556	
Newfoundland and British fisheries, - - - - -	17,824	-	254	-	-		
British American colonies, - - - - -	132,147	14,453	21,957	234	-	98	
Total, - - - - -	14,947,871	3,011,978	5,602,416	154,625	27,434	3,093	
Hamburg, Bremen, &c. - - - - -	4,958,187	606,443	294,270	107,867	39,608	-	796
France, - - - - -	124,531	16,901	65,418	996	151,164	1,694	
French West Indies, - - - - -	6,360	1,951	4,835	346	-	51	
Bourbon and Mauritius, - - - - -	26	936	7,871	-	-		
Total, - - - - -	130,917	19,788	78,124	1,342	151,164	1,745	
Spain, - - - - -	132,735	23,702	191,228	819	59,641		
Teneriffe and other Canaries, - - - - -	294	-	1,064				
Honduras, Campeachy, &c. - - - - -	1,449	-	2,053				
Spanish West Indies, - - - - -	37,164	19,857	29,391	535	518		
Manilla and Philippine Isles, - - - - -	49	-	102				
Floridas and Louisiana, - - - - -	48,470	3,613	8,543	103	8,306		
Other Spanish American Colonies, - - - - -	46,488	-	8,491				
Total, - - - - -	266,649	47,172	240,877	1,457	68,465		
Portugal, - - - - -	50,855	5,109	52,583	377	1,615	5,188	
Madeira, - - - - -	4,275	-	1,409	-	-	65,884	
Fayal and the other Azores, - - - - -	-	127	251	-	6,803	13,483	
Cape de Verd Islands, - - - - -	205	-	231	6	-	2,646	
Total, - - - - -	55,335	5,236	54,474	383	8,418	87,201	
Italy, - - - - -	112,899	15,168	117,408	1,142	46,346		
China and East Indies, generally, - - - - -	322,453	308,824	56,275	48	-	98	
West Indies, generally, - - - - -	813	-	-	-	-		
Africa, - - - - -	-	-	219	-	-		
Europe, generally, - - - - -	1,554	76	10,143	-	-	21	
Cape of Good Hope, - - - - -	3,186	2,954	2,230	-	-		
Morocco and Barbary States, - - - - -	-	-	25	-	35		
Grand Total, - - - - -	22,708,298	9,090,551	6,543,878	283,677	345,787	93,612	809

STATEMENT OF IMPORTS—Continued.

FROM WHENCE IMPORTED.	ARTICLES PAYING SPECIFIC DUTIES.						
	WINES.		FOREIGN DISTILLED SPIRITS.		DOMESTIC DIS'D SPIRITS.	Molasses.	Beer, Ale, and Porter.
	Sherry.	All other.	From Grain.	From other Materials.	From Molasses.		
	Gallons.						
Russia, - - - - -	-	95	2,085				
Prussia, - - - - -	-	-	11,617				
Sweden, - - - - -	-	261	-	54,837	-	14,499	
Swedish West Indies, - - - - -	-	-	-	-	-	-	
Total, - - - - -	-	261	-	54,837	-	14,499	
Denmark and Norway, - - - - -	-	828	12,103	31,359	-	-	
Danish West Indies, - - - - -	75	2,867	-	1,006,100	-	98,097	22
Total, - - - - -	75	3,695	12,103	1,037,459	-	98,097	22
United Netherlands, - - - - -	-	551	300,768	-	-	5	1,865
Dutch West Indies, - - - - -	753	1,960	-	92,642	-	367,824	
Dutch East Indies, - - - - -	-	-	-	193	-	347	
Total, - - - - -	753	2,511	300,768	92,835	-	368,176	1,865
England, Man, and Berwick, - - - - -	-	4,142	12	36,477	-	-	331,391
Scotland, - - - - -	-	920	-	-	-	-	19,490
Ireland, - - - - -	-	383	1,664	309	-	83	356
Guernsey, Jersey, Sark, &c. - - - - -	7,860	62,487	-	15,427	-	-	
Gibraltar, - - - - -	-	-	-	67,247	-	-	
British African Ports, - - - - -	-	118	-	-	-	-	
British East Indies, - - - - -	7,320	3,097	-	3,470,468	-	1,456,433	
British West Indies, - - - - -	-	-	-	-	-	-	
Newfoundland and British fisheries, - - - - -	-	246	-	757	-	6,061	17,299
British American colonies, - - - - -	-	-	-	-	-	-	
Total, - - - - -	15,080	71,409	1,676	3,590,685	-	1,462,577	368,536
Hamburg, Bremen, &c. - - - - -	514	78,664	136,969	198,429	-	-	1,261
France, - - - - -	-	74,302	-	446,416	-	-	
French West Indies, - - - - -	-	57	-	500,009	1,408	101,459	
Bourbon and Mauritius, - - - - -	-	8	-	158	-	-	
Total, - - - - -	-	74,367	-	946,583	1,408	101,459	
Spain, - - - - -	568,077	348,297	1,223	1,203,170	-	-	
Teneriffe and other Canaries, - - - - -	-	187,880	2,287	7,700	-	-	
Honduras, Campeachy, &c. - - - - -	10,317	47	-	3,332	-	45	3
Spanish West Indies, - - - - -	-	-	-	64,247	-	2,046,241	
Manilla and Philippine Islands, - - - - -	-	-	-	-	-	122	
Floridas and Louisiana, - - - - -	-	2,527	240	29,743	-	8,778	
Other Spanish American Colonies, - - - - -	-	-	-	-	-	-	
Total, - - - - -	578,394	538,751	3,750	1,308,192	-	2,055,186	3
Portugal, - - - - -	694	420,856	-	1,744	-	-	
Madeira, - - - - -	-	23,711	-	1,613	-	-	
Fayal and other Azores, - - - - -	-	43,688	-	-	-	-	
Cape de Verd Islands, - - - - -	-	-	-	-	-	-	
Total, - - - - -	694	488,255	-	3,357	-	-	
Italy, - - - - -	-	71,282	-	276,980	-	-	
China and East Indies, generally, - - - - -	-	-	-	5,633	-	-	
West Indies, generally, - - - - -	-	-	-	-	-	-	
Africa, - - - - -	62	877	-	3,136	-	248	111
Europe, - - - - -	-	2,739	-	-	-	-	
Cape of Good Hope, - - - - -	-	-	-	-	-	-	
Grand Total, - - - - -	595,572	1,332,906	468,968	7,518,126	1,408	4,100,242	371,798

## STATEMENT OF IMPORTS—Continued.

FROM WHENCE IMPORTED.	ARTICLES PAYING SPECIFIC DUTIES.						
	TEAS.						
	Bohea.	Souchong.	Hyson.	Other Green.	Coffee.	Cocoa.	Choco- late.
	Pounds.						
Russia, - - - -							
Prussia, - - - -							
Sweden, - - - -	-	34,864	-	-	175,213	31,474	
Swedish West Indies, - - - -	-	-	-	-	-	-	
Total, - - - -	-	34,864	-	-	175,213	31,474	
Denmark and Norway, - - - -	18,258	29,306	-	-	-	-	
Danish West Indies, - - - -	-	-	-	-	2,023,108	106,185	
Total, - - - -	18,258	29,306	-	-	2,023,108	106,185	
United Netherlands, - - - -	-	-	-	-	10,346,612	1,796,611	9
Dutch West Indies, - - - -	-	-	-	-	6,238,487	-	-
Dutch East Indies, - - - -	269	2,022	178	38	-	-	-
Total, - - - -	269	2,022	178	38	16,585,069	1,796,611	9
England, Man, and Berwick, - - - -	18	278	421	-	-	5,022	
Scotland, - - - -	-	-	-	-	-	-	
Ireland, - - - -	-	-	-	-	-	-	
Guernsey, Jersey, Sark, &c. - - - -	-	-	-	-	-	-	
Gibraltar, - - - -	-	-	-	-	-	-	
British African Ports, - - - -	-	-	-	-	-	-	
British East Indies, - - - -	-	3,450	-	-	729,475	-	
British West Indies, - - - -	-	503	-	2,271	778,571	368,821	88
Newfoundland and British fisheries, - - - -	-	-	-	-	-	-	
British American Colonies, - - - -	258	-	-	3	60,353	4,994	
Total, - - - -	276	4,231	421	2,274	1,568,399	378,837	88
Hamburg, Bremen, &c. - - - -	9,009	89	4	4	-	-	
France, - - - -	-	13,203	-	-	-	-	
French West Indies, - - - -	-	-	-	-	4,918,422	96,389	
Bourbon and Mauritius, - - - -	406	1,630	-	-	692,284	-	
Total, - - - -	406	14,833	-	-	5,610,706	96,389	
Spain, - - - -	-	-	-	-	-	-	198
Teneriffe and other Canaries, - - - -	-	-	-	-	-	-	
Honduras, Campeachy, &c. - - - -	-	-	-	-	490	1,430	
Spanish West Indies, - - - -	-	-	-	-	3,919,287	3,575,489	773
Manilla and Philippine Islands, - - - -	-	-	-	-	-	-	
Floridas and Louisiana, - - - -	-	-	-	-	12,011	-	4
Other Spanish American colonies, - - - -	-	-	-	-	-	117,586	119
Total, - - - -	-	-	-	-	3,931,788	3,694,505	1,094
Portugal, - - - -	81	-	-	10	-	-	
Madeira, - - - -	-	-	-	-	-	-	
Fayal and other Azores, - - - -	-	-	-	-	-	-	
Cape de Verd Islands, - - - -	-	-	-	-	-	-	
Total, - - - -	81	-	-	10	-	-	
Italy, - - - -	-	-	-	-	-	-	
China and East Indies, generally, - - - -	3,885,280	260,531	284,328	541,921	714	-	
West Indies, generally, - - - -	-	-	-	-	83,573	-	
Africa, - - - -	-	-	-	-	-	-	
Europe, - - - -	-	-	-	-	-	-	
Cape of Good Hope, - - - -	575	187	198	-	-	-	
Grand Total, - - - -	3,414,154	346,063	285,129	544,247	29,978,570	6,104,001	1,191

## STATEMENT OF IMPORTS—Continued.

FROM WHENCE IMPORTED.	ARTICLES PAYING SPECIFIC DUTIES.							
	SUGAR.			CANDLES.		Cheese.	Soap.	Pepper.
	Brown.	Loaf.	All Other.	Tallow.	Wax, & Spermaceti.			
Pounds.								
Russia, - - - -	-	-	-	49,958	-	-	16,532	
Prussia, - - - -	-	-	-	-	-	40		
Sweden, - - - -	-	-	-	-	-	-		
Swedish West Indies, - - - -	2,784,697	50,122						
Total, - - - -	2,784,697	50,122						
Denmark and Norway, - - - -	-	-	-	212	-	1,371		
Danish West Indies, - - - -	5,928,887	108,036	-	-	-	-	2,445	
Total, - - - -	5,928,887	108,036	-	212	-	1,371	2,445	
United Netherlands, - - - -	-	-	27	-	-	50,659		
Dutch West Indies, - - - -	8,454,210	16,561	-	-	-	-	318	
Dutch East Indies, - - - -	1,718,199	-	597	-	-	-	-	
Total, - - - -	10,172,409	16,561	624	-	-	50,659	318	
England, Man, and Berwick, - - - -	-	-	4,742	17,576	392	222,647	17,900	13,017
Scotland, - - - -	-	-	-	-	-	3,197		
Ireland, - - - -	-	-	-	-	-	154		
Guernsey, Jersey, Sark, &c. - - - -	-	-	-	-	-	2,358		
Gibraltar, - - - -	-	-	-	5,737	-	-	20,816	
British African Ports, - - - -	781	-	-	-	-	-	-	
British East Indies, - - - -	1,689,113	-	-	-	-	-	-	79,957
British West Indies, - - - -	10,703,771	38,284	-	519	-	371	2,769	6,630
Newfoundland and British Fisheries, - - - -	-	-	-	-	-	-	-	-
British American colonies, - - - -	5,821	-	199	15	-	106	220	20
Total, - - - -	12,399,486	38,284	4,941	23,847	392	228,833	41,705	99,644
Hamburg, Bremen, &c. - - - -	-	-	479	41,712	9,253	58,163	26,580	
France, - - - -	-	-	336	-	-	-	-	
French West Indies, - - - -	4,311,837	10,273	686	-	-	-	-	9,893
Bourbon and Mauritius, - - - -	299,465	-	-	-	-	-	-	
Total, - - - -	4,611,302	10,273	1,022	-	-	-	-	9,893
Spain, - - - -	-	-	-	-	-	-	31,566	
Teneriffe and other Canaries, - - - -	-	-	-	-	-	-	-	
Honduras, Campeachy, &c. - - - -	8,063	-	-	-	-	-	-	
Spanish West Indies, - - - -	32,095,424	33,316,291	773	-	-	-	-	
Manilla and Philippine Isles, - - - -	121,423	-	-	-	-	-	-	
Floridas and Louisiana, - - - -	751,512	22,030	-	-	-	-	-	
Other Spanish American colonies, - - - -	279,870	301,340	-	3,097	-	-	-	
Total, - - - -	33,256,392	33,639,661	773	3,097	-	-	31,566	
Portugal, - - - -	17,169	-	6	-	225	95	360	
Madeira, - - - -	-	-	-	-	-	-	-	
Fayal and the other Azores, - - - -	-	-	-	-	-	-	-	
Cape de Verd Islands, - - - -	-	-	-	-	-	-	-	
Total, - - - -	17,169	-	6	-	225	95	360	
Italy, - - - -	-	-	-	-	-	4,789	535,818	
China and East Indies, generally, - - - -	239	113	601	-	-	-	-	
West Indies, generally, - - - -	782,370	-	-	-	-	-	-	
Africa, - - - -	-	-	-	-	-	-	-	
Europe, generally, - - - -	6,955	-	-	-	-	-	-	150
Cape of Good Hope, - - - -	15,066	-	-	-	-	-	-	
Morocco and Barbary States, - - - -	-	-	-	-	-	-	-	
Grand Total, - - - -	69,974,972	33,863,050	8,446	118,826	9,870	343,950	655,324	109,687

## STATEMENT OF IMPORTS—Continued.

FROM WHENCE IMPORTED.	ARTICLES PAYING SPECIFIC DUTIES.							
	Pimento.	Tobacco.	Snuff.	Indigo.	Cotton.	Nails and Spikes.	Lead.	Steel.
	Pounds.							
Russia, - - - - -	-	-	-	-	-	-	-	-
Prussia, - - - - -	-	-	10	-	-	-	114	-
Sweden, - - - - -	-	-	-	-	-	-	-	503
Swedish West Indies, - - - - -	-	-	-	-	5,064	-	-	-
Total, - - - - -	-	-	-	-	5,064	-	-	503
Denmark and Norway, - - - - -	-	-	-	-	-	-	21,701	-
Danish West Indies, - - - - -	-	-	12	1,684	38,244	-	-	-
Total, - - - - -	-	-	12	1,684	38,244	-	21,701	-
United Netherlands, - - - - -	-	20	-	-	-	62,300	13,000	721
Dutch West Indies, - - - - -	-	191	17	39,297	1,143,681	763	-	-
Dutch East Indies, - - - - -	-	-	-	1,542	24,054	-	-	-
Total, - - - - -	-	211	17	40,839	1,167,735	63,063	13,000	721
England, Man, &c, - - - - -	375	12	485	247	122	3,699,159	2,844,522	4,061
Scotland, - - - - -	-	-	185	-	-	133,721	19,785	46
Ireland, - - - - -	-	-	20	-	-	8,384	35,780	12
Guernsey, Jersey, Sark, &c. - - - - -	-	-	-	-	-	-	-	-
Gibraltar, - - - - -	-	-	-	-	-	-	-	-
British African Ports, - - - - -	-	-	-	-	-	-	-	-
British East Indies, - - - - -	35,910	-	-	-	673,149	-	-	-
British West Indies, - - - - -	743,999	1,504	-	12,667	37,877	295,955	1,907	105
Newfoundland and British fisheries, - - - - -	-	-	-	-	-	505	-	-
British American Colonies, - - - - -	2,070	-	69	-	5,067	6,813	9,445	1
Total, - - - - -	782,254	1,516	759	12,914	716,215	4,144,537	2,911,452	4,225
Hamburg, Bremen, &c. - - - - -	-	600	1,166	-	-	31,987	14,764	613
France, - - - - -	-	-	-	-	-	962	4,493	-
French West Indies, - - - - -	-	4	-	296	60,397	-	-	-
Bourbon and Mauritius, - - - - -	-	-	-	1,167	264,667	-	-	-
Total, - - - - -	-	4	-	1,463	325,064	962	4,493	-
Spain, - - - - -	-	-	360	-	55	50,900	-	49
Teneriffe and other Canaries, - - - - -	-	-	-	-	-	-	-	-
Honduras, Campeachy, &c, - - - - -	2,556	-	-	1,606	17,888	-	-	-
Spanish West Indies, - - - - -	165,142	78,872	20,276	90,848	434,836	-	-	2
Manilla and Philippine Islands, - - - - -	-	-	-	9,572	-	-	-	-
Florida and Louisiana, - - - - -	262	181	-	65,016	842,200	-	-	-
Other Spanish American Colonies, - - - - -	56,327	807	-	9,133	52,815	-	-	-
Total, - - - - -	224,287	79,860	20,636	176,175	1,347,794	50,900	-	51
Portugal, - - - - -	-	-	-	-	-	-	2,240	-
Madeira, - - - - -	-	-	-	-	-	-	-	103
Fayal and other Azores, - - - - -	-	-	-	-	-	-	-	-
Cape de Verd Islands, - - - - -	-	-	-	-	181	-	-	-
Total, - - - - -	-	-	-	-	181	-	2,240	103
Italy, - - - - -	-	-	-	-	-	-	-	133
China and East Indies, generally, - - - - -	-	-	-	-	-	-	-	-
West Indies, generally, - - - - -	-	-	-	-	-	-	-	-
Africa, - - - - -	-	-	-	-	-	-	-	-
Europe, generally, - - - - -	150	-	-	-	-	-	-	-
Cape of Good Hope, - - - - -	-	-	-	-	-	-	-	-
Morocco and Barbary States, - - - - -	-	-	-	-	-	-	-	-
Grand Total, - - - - -	1,006,791	82,191	22,600	233,075	3,600,297	4,291,449	2,967,764	6,349

## STATEMENT OF IMPORTS—Continued.

FROM WHENCE IMPORTED.	ARTICLES PAYING SPECIFIC DUTIES.							
	Hemp.	Cables	CORDAGE.		Twine.	Glauber Salts,	SALT.	
			Tarred.	Untarred			Per Weight.	Measure-ment.
	Cwt.						Pounds.	Bushels.
Russia, - - - -	85,044	666	8,811	27	7			
Prussia, - - - -								
Sweden, - - - -	3,531						86,421	31,772
Swedish West Indies, - - - -								
Total, - - - -	3,531						86,421	31,772
Denmark and Norway, - - - -	21,127	186	4,025		1		92,796	
Danish West Indies, - - - -	57				10		386,276	7,032
Total, - - - -	21,184	186	4,025		11		479,072	7,032
United Netherlands, - - - -			11	274	50		104,632	2,610
Dutch West Indies, - - - -			15					
Dutch East Indies, - - - -								
Total, - - - -			26	274	50		104,632	2,610
England, Man, and Berwick, - - - -	12,356		398	576	1,878	1,140	7,671,546	611,165
Scotland, - - - -			121	209	69	6		
Ireland, - - - -	361		50			18		18,844
Guernsey, Jersey, Sark, &c. - - - -							362,600	
Gibraltar, - - - -								
British African Ports, - - - -				74	102			
British East Indies, - - - -			74	2	20		15,940,369	301,019
British West Indies, - - - -							5,418	
Newfoundland and British fisheries, - - - -							114,296	7,953
British American colonies, - - - -		1	7	3	11			
Total, - - - -	12,717	1	650	864	2,080	1,164	24,094,229	938,981
Hamburg, Bremen, &c. - - - -	32,893		3,907	181	85	3		3,771
France, - - - -			81		41		66,960	
French West Indies, - - - -							332,115	3,332
Bourbon and Mauritius, - - - -								
Total, - - - -			81		41		399,075	3,332
Spain, - - - -			91		1		371,682	63,193
Teneriffe and other Canaries, - - - -								
Honduras, Campeachy, &c. - - - -						1	291,653	2,700
Spanish West Indies, - - - -								
Manilla and Philippine Islands, - - - -			53					4,232
Floridas and Louisiana, - - - -								
Other Spanish American Colonies, - - - -								
Total, - - - -			144		1	1	663,335	70,125
Portugal, - - - -	3,551		124				13,919,452	496,023
Madeira, - - - -								2,737
Fayal and other Azores, - - - -							2,388,876	162,919
Cape de Verd Islands, - - - -								
Total, - - - -	3,551		124				16,308,328	661,779
Italy, - - - -							14,208	
China and East Indies, generally, - - - -								
West Indies, generally, - - - -								
Africa, - - - -								
Europe, - - - -								
Cape of Good Hope, - - - -								
Morocco and Barbary States, - - - -								
Grand Total, - - - -	158,920	853	17,768	1,346	2,275	1,168	42,149,300	1,719,302

## STATEMENT OF IMPORTS—Continued.

FROM WHENCE IMPORTED.	ARTICLES PAYING SPECIFIC DUTIES.						
	Coal.	Boots.	SHOES.			CARDS.	
			Of Silk.	For Men & Women.	For Children.	Wool and Cotton.	Playing.
	Bushels.	Pairs.			Packs.		
Russia, - - - - -	-	-	-	38			
Prussia, - - - - -							
Sweden, - - - - -							
Swedish West Indies, - - - - -							
Total, - - - - -							
Denmark and Norway, - - - - -							
Danish West Indies, - - - - -		120	-	370			
Total, - - - - -		120	-	370			
United Netherlands, - - - - -		1	-	225	-	-	14,400
Dutch West Indies, - - - - -		4	-	97			
Dutch East Indies, - - - - -		-	-	150			
Total, - - - - -		5	-	472	-	-	14,400
England, Man, and Berwick, - - - - -	155,678	2,468	498	71,190	8,719	3	10,176
Scotland, - - - - -	35,878	248	-	6,423	128	-	18
Ireland, - - - - -	54,620	29	-	41			
Guernsey, Jersey, Sark, &c. - - - - -							
Gibraltar, - - - - -			631	908			
British African Ports, - - - - -							
British East Indies, - - - - -							
British West Indies, - - - - -	54	-	-	17			
Newfoundland and British Fisheries, - - - - -							
British American Colonies, - - - - -	8,148	-	-	929	12	9	3
Total, - - - - -	254,378	2,745	1,129	79,508	8,859	12	10,197
Hamburg, Bremen, &c. - - - - -	702	4	11	2,526	-	-	13,984
France, - - - - -		26	352	3,008			
French West Indies, - - - - -				446			
Bourbon and Mauritius, - - - - -							
Total, - - - - -		26	352	3,454			
Spain, - - - - -			40	1,461			
Teneriffe and other Canaries, - - - - -							
Honduras, Campeachy, &c. - - - - -							
Spanish West Indies, - - - - -				446			
Manilla and Philippine Islands, - - - - -							
Floridas and Louisiana, - - - - -							
Other Spanish American Colonies, - - - - -							
Total, - - - - -			40	1,907			
Portugal, - - - - -	54	10	-	168	12		
Madeira, - - - - -							
Fayal and other Azores, - - - - -							
Cape de Verd Islands, - - - - -	605						
Total, - - - - -	659	10	-	168	12		
Italy, - - - - -			218	1,716			
China and East Indies, generally, - - - - -			76	40			
West Indies, - - - - -							
Africa, - - - - -							
Europe, - - - - -							
Cape of Good Hope, - - - - -							
Morocco and Barbary States, - - - - -							
Grand Total, - - - - -	255,739	2,910	1,826	90,199	8,871	12	58,581



*A General Statement of Goods, Wares, and Merchandise, imported into the United States, in American Vessels, commencing October 1st, 1799, and ending September 30, 1800.*

FROM WHENCE IMPORTED.	GOODS SUBJECT TO DUTIES AD VALOREM.					ARTICLES PAYING SPECIFIC DUTIES.	
	VALUE OF GOODS.					WINES.	
	At 10 per cent.	At 12½ per cent.	At 15 per cent.	At 20 pr. cent.	At 40 pr. cent.	Madeira.	Burgundy.
	Dollars.					Gall	
Russia, - - - -	602,902	52,901	15,112	350			
Prussia, - - - -	152,512	15,820	18,769	7,135	-	-	368
Sweden, - - - -	9,909	11,918					
Swedish West Indies, - - - -	2,598	51	10,209	22			
Total, - - - -	12,507	11,969	10,209	22			
Denmark and Norway, - - - -	138,676	30,969	6,927	138			
Danish West Indies, - - - -	23,179	1,190	4,918	1,475	154	7,559	
Total, - - - -	161,855	32,159	11,845	1,613	154	7,559	
United Netherlands, - - - -	51,271	275,564	36,202	5,558	-	-	226
Dutch West Indies, - - - -	145,834	19,767	10,261	675	-	84	
Dutch East Indies, - - - -	1,766	4,963	9,260	3	-	98	
Total, - - - -	198,871	300,294	55,723	6,236	-	182	226
England, Man, and Berwick, - - - -	8,786,016	11,200,886	5,919,822	156,820	-	443	
Scotland, - - - -	285,543	1,563,264	181,179	4,330			
Ireland, - - - -	330,774	99,036	11,842	26,914			
Guernsey, Jersey, &c. - - - -	20,982	88	4,054	-	7,936		
Gibraltar, - - - -	16,583	8,462	32,100	-	117	28	
British African ports, - - - -	1,610						
British East Indies, - - - -	88,108	1,588,827	47,780	84	-	710	
British West Indies, - - - -	39,805	19,326	52,771	684	22	3,860	
Newfoundland and British fisheries, - - - -	323	1,170					
British American colonies, - - - -	14,509	12,340	5,938	125	-	209	
Total, - - - -	9,584,253	14,493,399	6,255,486	188,957	8,075	5,250	
Hamburg, Bremen, &c. - - - -	1,459,937	467,704	249,305	55,223	57,769	14	10
France, - - - -	2,074	4,830	979	15	4,467		
French West Indies, - - - -	11,015	24,258	20,890	563	-	2,243	107
Bourbon and Mauritius, - - - -	3,793	173	1,076				
Total, - - - -	16,882	29,261	22,945	578	4,467	2,243	107
Spain, - - - -	261,791	102,967	250,056	1,347	92,801	106	114
Teneriffe and other Canaries, - - - -	5	974	1,084	660	-	36	
Honduras, Campeachy, &c. - - - -	1,558	1,083	1,010				
Spanish West Indies, - - - -	25,530	4,165	22,811	400	-	5,508	
Manilla and Philippine Isles, - - - -	27	-	6				
Floridas and Louisiana, - - - -	17,379	1,403	5,005				
Other Spanish American Colonies, - - - -	50,035	8,702	11,480				
Total, - - - -	356,325	119,294	291,452	2,407	92,801	5,650	114
Portugal, - - - -	7,021	13,041	45,302	125	2,296	104	
Madeira, - - - -	10	32	479	-	-	183,750	256
Fayal and the other Azores, - - - -	2	-	1,013	-	196		
Cape de Verd Islands, - - - -	86	1,331	286	-	-	27	
Total, - - - -	7,119	14,404	47,080	125	2,492	183,881	256
Italy, - - - -	109,704	206,872	242,282	727	8,423		
China and East Indies, generally, - - - -	302,366	893,138	72,589	84	-	32	
West Indies, generally, - - - -	-	-	294				
Africa, - - - -	10,465	-	523				
Europe, generally, and uncertain ports, - - - -	3,097	42	2,555			2	
Grand Total, - - - -	12,978,816	16,637,257	7,296,169	263,457	174,181	204,813	1,081

## STATEMENT OF IMPORTS—Continued.

FROM WHENCE IMPORTED.	ARTICLES PAYING SPECIFIC DUTIES.							
	WINES.		FOREIGN SPIRITS.		U. S. SPIRITS.		Molasses.	Beer, Ale and Porter.
	Sherry.	All other.	From Grain.	Other materials.	Molasses.	Domestic produce.		
							Gallons.	
Russia, - - - -	-	-	31,613	-	-	-	-	-
Prussia, - - - -	-	9,278	98,895	-	-	-	-	1,700
Sweden, - - - -	-	-	-	1,802	-	-	4,083	-
Swedish West Indies, - - - -	-	1,959	-	1,802	-	-	4,083	-
Total, - - - -	-	1,959	-	1,802	-	-	4,083	-
Denmark and Norway, - - - -	-	-	-	146	-	-	-	-
Danish West Indies, - - - -	-	14	-	78,170	-	-	26,029	39
Total, - - - -	-	14	-	78,316	-	-	26,029	39
United Netherlands, - - - -	-	1,573	282,614	143	-	-	-	-
Dutch West Indies, - - - -	-	3,524	164	63,833	-	-	355,651	6
Dutch East Indies, - - - -	-	-	38	135	-	-	-	-
Total, - - - -	-	5,097	282,816	64,111	-	-	355,651	6
England, Man, and Berwick, - - - -	13	9,399	44,901	15,413	-	327	-	229,085
Scotland, - - - -	-	216	-	-	-	-	-	11,202
Ireland, - - - -	-	95	-	-	-	-	-	787
Guernsey, Jersey, &c. - - - -	-	7,173	17,591	38,500	-	-	-	-
Gibraltar, - - - -	30	86,371	-	10,632	-	-	-	-
British African Ports, - - - -	-	-	-	-	-	-	-	-
British East Indies, - - - -	-	-	-	549	-	-	-	-
British West Indies, - - - -	383	11,362	-	2,047,951	-	-	795,481	-
Newfoundland and British Fisheries, - - - -	-	-	-	-	-	-	-	-
British American colonies, - - - -	-	276	-	1,015	-	25	-	30
Total, - - - -	426	114,892	62,492	2,114,060	-	352	795,481	241,104
Hamburg, Bremen, &c. - - - -	-	13,047	61,276	21,014	-	-	-	742
France, - - - -	-	24,663	-	32,340	-	-	-	96
French West Indies, - - - -	85	3,691	-	305,238	3,877	21	346,897	14
Bourbon and Mauritius, - - - -	-	-	-	-	-	-	-	-
Total, - - - -	85	28,354	-	337,578	3,877	21	346,897	110
Spain, - - - -	350,941	496,083	166	726,764	-	-	-	-
Teneriffe and the other Canaries, - - - -	-	211,510	-	1,066	-	-	-	3,328
Honduras, Campeachy, &c. - - - -	-	-	-	59	-	-	-	-
Spanish West Indies, - - - -	-	11	-	15,729	-	-	1,881,928	2,709
Manilla and Philippine Isles, - - - -	-	-	-	-	-	-	-	-
Floridas and Louisiana, - - - -	-	6,748	-	-	-	34	24,730	-
Other Spanish American colonies, - - - -	-	-	-	-	-	-	22	-
Total, - - - -	350,941	714,352	166	743,618	-	34	1,906,680	6,037
Portugal, - - - -	-	240,006	-	4,924	-	-	-	1,187
Madeira, - - - -	-	-	-	-	-	-	-	-
Fayal and the other Azores, - - - -	-	32,062	-	103	-	-	-	-
Cape de Verd Islands, - - - -	-	-	-	-	-	-	-	-
Total, - - - -	-	272,068	-	5,027	-	-	-	1,187
Italy, - - - -	-	90,269	-	65,436	-	-	-	-
China and East Indies, generally, - - - -	-	-	4	3,105	18	-	25	-
West Indies, generally, - - - -	-	-	-	-	-	-	-	-
Africa, - - - -	-	-	-	4	-	-	-	-
Europe, generally, and uncertain ports, - - - -	-	-	-	-	-	-	-	-
Grand Total, - - - -	351,452	1,249,330	537,262	3,434,071	3,895	407	3,434,846	250,925

## STATEMENT OF IMPORTS—Continued.

FROM WHENCE IMPORTED.	ARTICLES PAYING SPECIFIC DUTIES.						
	TEAS.				Coffee.	Cocoa.	Choco- late.
	Bohea.	Souchong.	Hyson.	Other Green.			
	Pounds.						
Russia, - - - -	-	-	-	-	178		
Prussia, - - - -							
Sweden, - - - -					88,016	11,061	
Swedish West Indies, - - - -							
Total, - - - -					88,016	11,061	
Denmark and Norway, - - - -		4,540					
Danish West Indies, - - - -	274				529,622	12,700	10
Total, - - - -	274	4,540			529,622	12,700	10
United Netherlands, - - - -	70						
Dutch West Indies, - - - -	21,343	1,215		152	3,752,416	1,617,500	268
Dutch East Indies, - - - -			9,131	94	11,175,380		
Total, - - - -	21,413	1,215	9,131	226	14,927,796	1,617,500	268
England, Man, and Berwick, - - - -		173	142				
Scotland, - - - -	88	184					
Ireland, - - - -							
Guernsey, Jersey, &c. - - - -							
Gibraltar, - - - -							
British African ports, - - - -							
British East Indies, - - - -		1,132	89,476		975		
British West Indies, - - - -	470	92		61	536,791	782,086	12
Newfoundland and British fisheries, - - - -							
British American colonies, - - - -	47	28		335			
Total, - - - -	605	1,609	89,618	396	537,766	782,086	12
Hamburg, Bremen, &c. - - - -							
France, - - - -							
French West Indies, - - - -		291	808	528	23,213,574	273,966	34
Bourbon and Mauritius, - - - -	55,899	456	26	15,509	496,032		
Total, - - - -	55,899	747	834	16,037	23,709,606	273,966	34
Spain, - - - -					1,658		
Teneriffe and other Canaries, - - - -							
Honduras, Campeachy, &c. - - - -					2,053		
Spanish West Indies, - - - -					2,784,601	684,447	580
Manilla and Philippine Islands, - - - -					432,905		
Floridas and Louisiana, - - - -					6		
Other Spanish American Colonies, - - - -					233,970	861,495	56
Total, - - - -					3,455,193	1,545,942	636
Portugal, - - - -							
Madeira, - - - -							
Fayal and other Azores, - - - -							
Cape de Verd Islands, - - - -							
Total, - - - -							
Italy, - - - -							
China and East Indies, generally, - - - -	2,822,133	730,542	571,019	699,367	1,198		
West Indies, generally, - - - -					9,334		
Africa, - - - -							
Europe, generally, and uncertain ports, - - - -					110		
Grand Total, - - - -	2,900,324	738,653	670,602	716,026	43,258,819	4,243,255	960

STATEMENT OF IMPORTS—Continued.

FROM WHENCE IMPORTED.	ARTICLES PAYING SPECIFIC DUTIES.						
	SUGAR.			CANDLES.		Cheese.	Soap.
	Brown.	Loaf.	All other.	Tallow.	Wax, &c.		
	Pounds.						
Russia, - - - -	519	-	-	7,568	-	-	22,099
Prussia, - - - -	-	-	-	-	-	65,442	-
Sweden, - - - -	-	-	-	-	-	-	995
Swedish West Indies, - - - -	1,009,984	-	-	-	-	-	995
Total, - - - -	1,009,984	-	-	-	-	-	995
Denmark and Norway, - - - -	-	-	-	39,641	-	-	237
Danish West Indies, - - - -	1,890,846	-	49,569	-	-	-	166
Total, - - - -	1,890,846	-	49,569	39,641	-	-	403
United Netherlands, - - - -	-	-	-	-	-	166,168	2,357
Dutch West Indies, - - - -	6,520,949	-	11,593	-	-	-	-
Dutch East Indies, - - - -	2,437,817	1,776	-	-	-	-	-
Total, - - - -	8,958,766	1,776	11,593	-	-	166,168	2,357
England, Man, and Berwick, - - - -	1,265	4,275	6	1,458	422	56,490	6,945
Scotland, - - - -	-	-	-	1,976	-	125	15
Ireland, - - - -	-	-	-	-	-	176	151
Guernsey, Jersey, Sark, &c. - - - -	-	-	-	-	-	-	-
Gibraltar, - - - -	-	-	-	-	-	-	15,540
British African Ports, - - - -	-	-	-	-	-	-	-
British East Indies, - - - -	6,635,938	82	-	1,517	-	-	176
British West Indies, - - - -	6,833,453	-	57,181	10	-	-	21,846
Newfoundland and British fisheries, - - - -	-	-	-	-	-	-	-
British American colonies, - - - -	-	121	-	56	-	119	191
Total, - - - -	13,470,656	4,478	57,187	5,017	422	56,910	44,864
Hamburg, Bremen, &c. - - - -	3,429	808	-	-	3,371	26,373	50,886
France, - - - -	-	-	-	-	-	-	990
French West Indies, - - - -	14,105,819	-	1,807	4	-	50	29
Bourbon and Mauritius, - - - -	219	-	-	-	-	-	-
Total, - - - -	14,106,038	-	1,807	4	-	30	1,019
Spain, - - - -	-	-	-	-	-	6,176	387,493
Teneriffe and other Canaries, - - - -	-	-	-	-	-	-	-
Honduras, Campeachy, &c. - - - -	57,642	-	-	-	-	-	-
Spanish West Indies, - - - -	23,455,541	160	27,949,153	-	-	-	16,674
Manilla and Philippine Isles, - - - -	-	-	-	-	-	-	-
Floridas and Louisiana, - - - -	1,348,572	-	16	-	-	-	-
Other Spanish American Colonies, - - - -	117,151	184	96,108	864	-	-	-
Total, - - - -	24,978,906	344	28,045,277	864	-	6,176	404,167
Portugal, - - - -	196	-	-	-	-	228	-
Madeira, - - - -	-	-	-	-	-	-	9,860
Fayal and other Azores, - - - -	-	-	-	-	-	-	-
Cape de Verd Islands, - - - -	-	-	-	-	-	-	-
Total, - - - -	196	-	-	-	-	228	9,860
Italy, - - - -	-	-	-	-	-	5,638	1,906,847
China and East Indies, generally, - - - -	616,717	3,377	146	-	-	-	-
West Indies, generally, - - - -	2,523	-	4,961	-	-	-	-
Africa, - - - -	-	-	-	-	-	-	-
Europe generally, and uncertain ports, - - - -	60	-	368	-	-	-	-
Grand Total, - - - -	65,038,640	10,783	28,170,908	53,094	3,793	326,965	2,443,497

## STATEMENT OF IMPORTS—Continued.

FROM WHENCE IMPORTED.	ARTICLES PAYING SPECIFIC DUTIES.							
	Pepper.	Pimento.	Tobacco.	Snuff.	Indigo.	Cotton.	Nails and Spikes.	Lead.
	Pounds.							
Russia, - - -								
Prussia, - - -	-	-	-	-	-	-	120,426	
Sweden, - - -								
Swedish West Indies, - - -	-	-	-	-	-	4,461		
Total, - - -	-	-	-	-	-	4,461		
Denmark and Norway, - - -								
Danish West Indies, - - -	-	-	103	-	1,084	20,924	-	100
Total, - - -	-	-	103	-	1,084	20,924	-	100
United Netherlands, - - -								
Dutch West Indies, - - -	-	-	11	-	-	-	21,001	
Dutch East Indies, - - -	-	-	1,540	21	33,765	335,948	2,781	259
Total, - - -	865,704	-	1,551	21	33,765	335,948	23,782	259
England, Man, and Berwick, - - -	16,727	287	253	498	109	-	3,828,222	2,538,305
Scotland, - - -	-	-	-	-	-	-	64,898	10,347
Ireland, - - -	-	-	-	16	31	192		
Guernsey, Jersey, &c. - - -	-	-	-	-	-	-		
Gibraltar, - - -	-	-	-	-	-	-		
British African Ports, - - -	-	-	-	-	-	-		
British East Indies, - - -	237,616	-	13,584	-	-	863,645		
British West Indies, - - -	30	466,635	1,994	15	4,835	95,023	12,952	14,321
Newfoundland and British fisheries, - - -	-	-	-	-	-	-		
British American Colonies, - - -	70	-	-	290	-	-	3,824	624
Total, - - -	254,443	466,922	15,831	819	4,975	958,860	3,909,896	2,563,597
Hamburg, Bremen, &c. - - -	-	-	64	70	-	-	64,637	19,856
France, - - -								
French West Indies, - - -	845	2,224	188	36	1,612	491,952	5,569	259
Bourbon and Mauritius, - - -	59,412	-	-	-	30,966	44,744		
Total, - - -	60,257	2,224	188	36	32,578	536,696	5,569	259
Spain, - - -								
Teneriffe and the other Canaries, - - -	-	-	-	1,200	-	-	61,422	
Honduras, Campeachy, &c. - - -	-	1,150	46	-	54,902	1,896		
Spanish West Indies, - - -	-	688	100,224	4,457	151,385	90,256		
Manilla and Philippine Islands, - - -	-	-	-	-	72,790	-		
Floridas and Louisiana, - - -	-	-	472	4,504	128,902	1,426,978		135
Other Spanish American colonies, - - -	-	21,280	41,186	-	144,875	265,762		
Total, - - -	-	23,118	141,928	10,161	552,854	1,784,892	61,422	135
Portugal, - - -								
Madeira, - - -	-	-	-	-	-	-	287	
Fayal and other Azores, - - -	-	-	-	-	-	-		
Cape de Verd Islands, - - -	-	-	-	-	-	-	2,746	
Total, - - -	-	-	-	-	-	-	3,033	
Italy, - - -								
China and East Indies, generally, - - -	-	-	69	-	-	258		
West Indies, generally, - - -	-	-	-	-	-	56		
Africa, - - -	-	-	-	-	-	-		
Europe, generally, and uncertain ports, - - -	-	-	-	-	-	261		
Grand Total, - - -	1,180,404	492,264	159,734	11,107	625,256	3,642,356	4,188,765	2,584,206



## STATEMENT OF IMPORTS—Continued.

FROM WHENCE IMPORTED.	ARTICLES PAYING SPECIFIC DUTIES.								
	SALT.		Coal.	Boots.	SHOES.			CARDS.	
	Measure-	Of Silk.			For Men and Women.	For Children.	Wool & Cotton.	Playing.	
	ment.		Pairs.	Pairs.					Pairs.
	Bushels.	Bushels.	Pairs.	Pairs.	Pairs.	Pairs.	Dozen.	Packs.	
Russia, - - - -	-	-	26	-	96				
Prussia, - - - -	-	-	-	-	12				
Sweden, - - - -	-	-	-	-	-				
Swedish West Indies, - - - -	17,226								
Total, - - - -	17,226								
Denmark and Norway, - - - -	-	-	-	-	12				
Danish West Indies, - - - -	10,078								
Total, - - - -	10,078				12				
United Netherlands, - - - -	-	-	-	-	-				
Dutch West Indies, - - - -	4,448				78				
Dutch East Indies, - - - -	-	-	-	36	150				
Total, - - - -	4,448			36	228				
England, Man, and Berwick, - - - -	578,650	110,499	2,819	494	72,494	7,123	14	20,009	
Scotland, - - - -	-	43,027	745	-	1,925	22			
Ireland, - - - -	-	82,333	13	-	287				
Guernsey, Jersey, &c. - - - -	8,866								
Gibraltar, - - - -	-	-	15	120					
British African Ports, - - - -	-	-	-	-	9	6			
British East Indies, - - - -	-	-	-	-	26				
British West Indies, - - - -	266,992	2,822	31	-					
Newfoundland and British fisheries, - - - -	-	-	-	-					
British American colonies, - - - -	40	-	-	-	79	1	1	110	
Total, - - - -	854,548	238,681	3,623	614	74,820	7,152	15	20,119	
Hamburg, Bremen, &c. - - - -	12,123	288	-	300	2,019	-	-	8,666	
France, - - - -	5,598	-	-	-	759	216			
French West Indies, - - - -	756	-	5	-	242				
Bourbon and Mauritius, - - - -	-	-	-	-					
Total, - - - -	6,354	-	5	-	1,001	216			
Spain, - - - -	44,165	-	-	850	1,105	-	-	4,320	
Teneriffe and other Canaries, - - - -	-	-	-	-					
Honduras, Campeachy, &c. - - - -	-	-	-	-	29				
Spanish West Indies, - - - -	-	-	-	-					
Manilla and Philippine Islands, - - - -	-	-	-	-					
Floridas and Louisiana, - - - -	5,370	-	1						
Other Spanish American Colonies, - - - -	-	-	-	-					
Total, - - - -	49,535	-	1	850	1,134	-	-	4,320	
Portugal, - - - -	307,000	-	20	-	1,416	288	-	1,668	
Madeira, - - - -	-	-	-	-					
Fayal and other Azores, - - - -	126,215	160	-	-	44				
Cape de Verd Islands, - - - -	-	-	-	-					
Total, - - - -	433,215	160	20	-	1,460	288		1,668	
Italy, - - - -	559	-	-	1,124	2,288	31			
China and East Indies, generally, - - - -	95	-	-	172	257	72			
West Indies, generally, - - - -	-	-	-	-					
Africa, - - - -	-	-	-	-					
Europe, generally, and uncertain ports, - - - -	-	-	10	-	2				
Grand Total, - - - -	1,388,201	239,129	3,685	3,096	83,329	7,759	15	34,773	

*A General Statement of Goods, Wares, and Merchandise, imported into the United States, in Foreign Vessels, commencing the 1st of October, 1799, and ending the 30th September, 1800.*

FROM WHENCE IMPORTED.	GOODS SUBJECT TO DUTIES AD VALOREM.					
	VALUE OF GOODS.					
	At 11 per cent.	At 12½ per cent.	At 13¾ per cent.	At 16½ per cent.	At 22 per cent.	At 44 per cent.
	Dollars.					
Russia, - - - - -	36,145	-	19	932	77	
Prussia, - - - - -	-	-	3,147	1,831	1,152	
Swedish West Indies, - - - - -	1,754	-	6,193	6,945		
Denmark and Norway, - - - - -	51,045	-	7,470	922	-	3,329
Danish West Indies, - - - - -	4,682	-	1,287	10,056	72	
Total, - - - - -	55,727	-	8,757	10,978	72	3,329
United Netherlands, - - - - -	10,004	-	17,406	3,957	294	
Dutch West Indies, - - - - -	16,227	-	4,171	131		
Dutch East Indies, - - - - -	4	-	354	912		
Total, - - - - -	26,235	-	21,931	5,000	294	
England, Man, &c. - - - - -	851,978	-	460,376	565,725	11,891	24
Scotland, - - - - -	129,702	-	306,705	76,468	4,198	
Ireland, - - - - -	17,189	-	7,636	3,691	92	
Guernsey, Jersey, &c. - - - - -	5,468	-	5,312	749	-	3,892
British East Indies, - - - - -	8,525	4,049	135,911	878		
British West Indies, - - - - -	16,572	-	14,944	42,033	242	
Newfoundland, &c. - - - - -	22,878	-	12,393	195		
British American colonies, - - - - -	69,568	-	66,417	12,071		
Total, - - - - -	1,121,880	4,049	1,009,694	701,810	16,423	3,916
Imperial Ports, - - - - -	-	-	-	183		
Hamburg, Bremen, &c. - - - - -	1,216,233	-	866,597	118,970	42,496	19,644
French West Indies, - - - - -	6,777	-	707	4,979		
Bourbon and Mauritius, - - - - -	-	491	-	-		
Total, - - - - -	6,777	491	707	4,979		
Spain, - - - - -	46,441	-	49,313	108,129	105	61,790
Honduras, Campeachy, &c. - - - - -	257	-	46	169		
Spanish West Indies, - - - - -	2,700	-	1,841	2,307		
Floridas and Louisiana, - - - - -	538	-	454	1,852		
Other Spanish American colonies, - - - - -	7,745	-	-	348		
Total, - - - - -	57,681	-	51,654	112,805	105	61,790
Portugal, - - - - -	9,607	-	3,051	5,450	-	9,574
Madeira, - - - - -	-	-	-	170		
Fayal and other Azores, - - - - -	17	-	-	220		
Cape de Verd Islands, - - - - -	-	-	132	141		
Total, - - - - -	9,624	-	3,183	5,981	-	9,574
Italy, - - - - -	2,896	-	40	16,707	-	6,598
West Indies, generally, - - - - -	951	-	1,438	258		
Europe, generally, and uncertain ports, - - - - -	15,373	-	-	8,068		
South Seas, - - - - -	-	-	-	-		
Grand Total, - - - - -	2,551,276	4,540	1,973,360	995,447	60,599	104,851



## STATEMENT OF IMPORTS—Continued.

FROM WHENCE IMPORTED.	ARTICLES PAYING SPECIFIC DUTIES.							
	WINES.				FOREIGN SPIRITS.		Molasses.	Beer, Ale, & Porter.
	Madeira.	Burgundy.	Sherry.	All other.	From Grain.	Other Materials.		
	Gallons.							
Russia, - - - - -								
Prussia, - - - - -				2,898	-	29	5	1,600
Swedish West Indies, - - - - -	15	-	-	1,616	-	9,711	30,588	
Denmark and Norway, - - - - -	-	-	-	100	1,545	807		
Danish West Indies, - - - - -	334	-	-	1,130	446	64,510	32,234	
Total, - - - - -	334	-	-	1,230	1,991	65,317	32,234	
United Netherlands, - - - - -	-	86	-	300	17,020	2,666		
Dutch West Indies, - - - - -	-	-	-	-	-	872	61,250	
Dutch East Indies, - - - - -	-	-	40	-	-	258		
Total, - - - - -	-	86	40	300	17,020	3,796	61,250	
England, Man, &c. - - - - -	-	-	5	1,987	-	143	-	22,450
Scotland, - - - - -	-	-	-	36	-	-	-	8,529
Ireland, - - - - -	-	-	-	-	-	2,010	-	
Guernsey, Jersey, &c. - - - - -	-	-	-	15,447	5,805	4,807	-	
British East Indies, - - - - -	-	-	-	-	-	-	-	
British West Indies, - - - - -	987	-	213	602	-	349,151	142,119	657
Newfoundland, &c. - - - - -	-	-	-	-	-	77	-	
British American colonies, - - - - -	-	-	-	11,311	-	-	-	5,215
Total, - - - - -	987	-	218	29,383	5,805	356,188	142,119	36,851
Imperial Ports, - - - - -	-	-	-	-	1,906	-	-	
Hamburg, Bremen, &c. - - - - -	-	1,005	112	63,389	20,383	100,710	-	355
French West Indies, - - - - -	778	-	-	-	-	13,218	30,076	
Bourbon and Mauritius, - - - - -	-	-	-	-	-	-	-	
Total, - - - - -	778	-	-	-	-	13,218	30,076	
Spain, - - - - -	-	-	77,648	395,038	-	177,560		
Honduras, Campeachy, &c. - - - - -	-	-	-	-	-	-		
Spanish West Indies, - - - - -	-	-	-	-	-	4,118	343,710	1,764
Floridas and Louisiana, - - - - -	-	-	-	-	-	-	17,849	
Other Spanish American Colonies, - - - - -	-	-	-	-	-	1,123	-	
Total, - - - - -	-	-	77,648	395,038	-	182,801	361,559	1,764
Portugal, - - - - -	15	-	-	58,833	-	11,886		
Madeira, - - - - -	2,487	-	-	300	-	-		
Fayal and other Azores, - - - - -	-	-	-	11,391	-	-		
Cape de Verd Islands, - - - - -	-	-	-	-	-	72		
Total, - - - - -	2,502	-	-	70,524	-	11,958		
Italy, - - - - -	-	-	-	33,659	-	-		
West Indies, generally, - - - - -	-	-	-	-	-	3,967		
Europe, generally, and uncertain ports, - - - - -	-	-	-	15	-	120		
South Seas, - - - - -	-	-	-	-	-	-		
Grand Total, - - - - -	4,616	1,091	78,018	598,052	47,105	747,815	657,831	40,570

## STATEMENT OF IMPORTS—Continued.

FROM WHENCE IMPORTED.	ARTICLES PAYING SPECIFIC DUTIES.						
	TEAS.				Coffee.	Cocoa.	Choco- late.
	Bohea.	Sou- chong.	Hyson.	Other Green.			
	Pounds.						
Russia, - - - - -	-	-	-	-	-	-	-
Prussia, - - - - -	-	-	-	-	-	-	150
Swedish West Indies, - - - - -	29,167	299	-	7,385	13,588	16,612	-
Denmark and Norway, Danish West Indies, - - - - -	4,199	-	-	12,913	75,682	21,150	-
Total, - - - - -	4,199	-	-	12,913	75,682	21,150	-
United Netherlands, Dutch West Indies, - - - - -	-	-	-	-	110,123	53,794	-
Dutch East Indies, - - - - -	223	68	-	200	574,142	-	-
Total, - - - - -	223	68	-	200	684,265	53,794	-
England, Man, &c. - - - - -	-	-	-	-	-	-	-
Scotland, - - - - -	-	-	-	-	-	-	-
Ireland, - - - - -	-	-	-	-	-	-	-
Guernsey, Jersey, &c. - - - - -	-	-	-	-	-	-	-
British East Indies, - - - - -	-	-	-	-	-	-	-
British West Indies, - - - - -	38,683	-	-	-	268,250	1,045,398	25
Newfoundland, &c. - - - - -	-	-	-	-	14,224	650,948	49
British American Colonies, - - - - -	-	-	-	-	-	-	-
Total, - - - - -	38,683	-	-	-	282,474	1,696,346	74
Imperial Ports, - - - - -	-	-	-	-	-	-	-
Hamburg, Bremen, &c. - - - - -	-	-	-	-	-	-	-
French West Indies, - - - - -	-	-	391	-	2,841,610	94,002	-
Bourbon and Mauritius, - - - - -	-	149	-	-	96	-	-
Total, - - - - -	-	149	391	-	2,841,706	94,002	-
Spain, - - - - -	-	-	-	-	-	-	-
Honduras, Campeachy, &c. - - - - -	-	-	-	58	-	-	-
Spanish West Indies, - - - - -	-	-	-	-	133,507	132,209	138
Floridas and Louisiana, - - - - -	-	-	-	-	11,042	-	82
Other Spanish American Colonies, - - - - -	-	-	-	-	-	-	-
Total, - - - - -	-	-	-	58	144,549	132,209	220
Portugal, - - - - -	-	-	-	-	-	-	-
Madeira, - - - - -	-	-	-	-	-	-	-
Fayal and other Azores, - - - - -	-	-	-	-	-	-	-
Cape de Verd Islands, - - - - -	-	-	-	-	-	-	-
Total, - - - - -	-	-	-	-	-	-	-
Italy, - - - - -	-	-	-	-	-	-	-
West Indies, generally, - - - - -	-	-	-	-	63,894	-	-
Europe, generally, and uncertain ports, - - - - -	-	-	-	-	24,974	-	-
South Seas, - - - - -	-	-	-	-	-	-	-
Grand Total, - - - - -	72,272	516	391	20,556	4,131,132	2,014,113	444

## STATEMENT OF IMPORTS—Continued.

FROM WHENCE IMPORTED.	ARTICLES PAYING SPECIFIC DUTIES.						
	SUGAR.			CANDLES.		Cheese.	Soap.
	Brown.	Loaf.	All other.	Tallow.	Wax, &c		
	Pounds.						
Russia, - - -	-	-	-	71	-	-	-
Prussia, - - -	-	-	-	-	270	3,427	-
Swedish West Indies, - - -	1,373,863	-	8,630	-	-	-	30,757
Denmark and Norway, - - -	-	-	-	-	-	-	-
Danish West Indies, - - -	2,392,565	-	67,768	-	-	-	-
Total, - - -	2,392,565	-	67,768	-	-	-	-
United Netherlands, - - -	-	-	-	-	-	1,576	-
Dutch West Indies, - - -	672,038	-	-	-	-	-	-
Dutch East Indies, - - -	396,472	-	-	-	-	-	-
Total, - - -	1,068,510	-	-	-	-	1,576	-
England, Man, &c. - - -	-	-	-	-	-	8,027	5
Scotland, - - -	5,091	-	-	1,685	-	55	1,865
Ireland, - - -	-	-	-	-	-	-	-
Guernsey, Jersey, &c. - - -	-	-	-	-	12	-	-
British East Indies, - - -	853,218	-	-	-	-	-	-
British West Indies, - - -	5,857,494	-	127,092	-	-	46	-
Newfoundland &c. - - -	-	-	-	-	-	-	-
British American Colonies, - - -	1,285	-	-	-	-	-	-
Total, - - -	6,717,088	-	127,092	1,685	12	8,128	1,870
Imperial Ports, - - -	-	-	-	-	-	-	-
Hamburg, Bremen, &c. - - -	-	48	-	27,197	713	11,754	31,617
French West Indies, - - -	2,307,818	-	4,659	-	-	-	-
Bourbon and Mauritius, - - -	-	-	-	-	-	-	-
Total, - - -	2,307,818	-	4,659	-	-	-	-
Spain, - - -	12	-	-	984	1,160	-	112,757
Honduras, Campeachy, &c. - - -	230	-	-	-	-	-	-
Spanish West Indies, - - -	2,595,531	-	3,199,993	-	-	-	-
Floridas and Louisiana, - - -	212,277	-	-	-	-	-	-
Other Spanish American Colonies, - - -	-	-	-	-	-	-	-
Total, - - -	2,808,040	-	3,199,993	984	1,160	-	112,757
Portugal, - - -	-	-	-	-	-	155	-
Madeira, - - -	-	-	-	-	-	-	-
Fayal and other Azores, - - -	-	-	-	-	-	-	-
Cape de Verd Islands, - - -	-	-	-	-	-	-	-
Total, - - -	-	-	-	-	-	155	-
Italy, - - -	-	-	-	-	-	56	167,194
West Indies, generally, - - -	-	-	-	-	-	-	-
Europe generally, and uncertain ports, - - -	42,952	-	394	-	-	-	-
South Seas, - - -	-	-	-	-	-	-	-
Grand Total, - - -	16,710,836	48	3,408,536	29,937	2,155	25,096	344,195

## STATEMENT OF IMPORTS—Continued.

FROM WHENCE IMPORTED.	ARTICLES PAYING SPECIFIC DUTIES.							
	Pepper.	Pimento.	To- bacco.	Snuff.	Indigo.	Cotton.	Nails and Spikes.	Lead.
	Pounds.							
Russia,								
Prussia,			2,510				3,257	
Swedish West Indies,						711		560
Denmark and Norway, Danish West Indies,	424		150	9		2,963		
Total,	424		150	9		2,963		
United Netherlands, Dutch West Indies, Dutch East Indies,				30			6,000	
			10			21,802		
Total,	70,139		10	30	2,045	21,802	6,000	
England, Man, &c. Scotland, Ireland, Guernsey, Jersey, &c. British East Indies, British West Indies, Newfoundland, &c. British American colonies,							611,224 80,206 11,679 198,796 18,789 21,413 3,705	141,723 10,024 2,597
Total,	107,244	80,314	287	656	4,035	217,777	728,227	154,344
Imperial ports,								
Hamburg, Bremen, &c.			50				27,461	3,847
French West Indies, Bourbon and Mauritius,					223	110,391		
Total,	72				223	110,391		
Spain, Honduras, Campeachy, &c. Spanish West Indies, Floridas and Louisiana, Other Spanish American colonies,					2,140 9,189 7,355	39,730 188,287 15,970		
Total,	1,740	414	11,662	170	18,684	243,987		
Portugal, Madeira, Fayal and other Azores, Cape de Verd Islands,								
Total,								
Italy, West Indies, generally, Europe, generally, and uncertain ports, South Seas,								
Grand Total,	179,619	80,728	14,669	865	24,987	597,631	764,945	158,751

## STATEMENT OF IMPORTS—Continued.

FROM WHENCE IMPORTED.	ARTICLES PAYING SPECIFIC DUTIES.						
	Steel.	Hemp.	Cables.	CORDAGE.		Twine.	Glauber Salts.
				Tarred.	Untarred.		
Cwt.							
Russia, - - - - -	-	6,241	-	3,479	20		
Prussia, - - - - -							
Swedish West Indies, - - - - -							
Denmark and Norway, - - - - -	-	1,521	23	26			
Danish West Indies, - - - - -	67						
Total, - - - - -	67	1,521	23				
United Netherlands, - - - - -	71	-	-	155			
Dutch West Indies, - - - - -							
Dutch East Indies, - - - - -							
Total, - - - - -	71	-	-	155			
England, Man, &c. - - - - -	417	-	-	-	1	83	14
Scotland, - - - - -	29	-	-	237	223	36	8
Ireland, - - - - -							
Guernsey, Jersey, &c. - - - - -							
British East Indies, - - - - -	-	77	-	11	27	3	
British West Indies, - - - - -	71			356			
Newfoundland, &c. - - - - -							
British American colonies, - - - - -	48						
Total, - - - - -	565	77	-	604	251	122	22
Imperial Ports, - - - - -							
Hamburg, Bremen, &c. - - - - -	263	1,466	28	1,441	-	43	9
French West Indies, - - - - -							
Bourbon and Mauritius, - - - - -							
Total, - - - - -							
Spain, - - - - -							
Honduras, Campeachy, &c. - - - - -							
Spanish West Indies, - - - - -							
Floridas and Louisiana, - - - - -							
Other Spanish American Colonies, - - - - -							
Total, - - - - -							
Portugal, - - - - -							
Madeira, - - - - -							
Fayal and other Azores, - - - - -							
Cape de Verd Islands, - - - - -							
Total, - - - - -							
Italy, - - - - -							
West Indies, generally, - - - - -							
Europe, generally, and uncertain ports, - - - - -							
South Seas, - - - - -							
Grand Total, - - - - -	966	9,805	51	5,705	271	165	31

STATEMENT OF IMPORTS—Continued.

FROM WHENCE IMPORTED.	ARTICLES PAYING SPECIFIC DUTIES.							
	SALT.		Coal.	Boots.	SHOES.			Playing Cards.
	Per Weight.	Measurement.			Of Silk.	For Men & Women.	For Children.	
	Pounds.	Bushels.	Bushels.	Pairs.			Packs.	
Russia, - - - - -	-	-	-	-	-	-	-	-
Prussia, - - - - -	-	22	-	-	-	-	-	1,728
Swedish West Indies, - - - - -	1,131,202	46,003	-	-	-	-	-	-
Denmark and Norway, - - - - -	-	-	-	-	-	-	-	-
Danish West Indies, - - - - -	1,190,213	33,642	-	35	-	236	12	-
Total, - - - - -	1,190,213	33,642	-	35	-	236	12	-
United Netherlands, - - - - -	-	-	-	-	-	-	-	-
Dutch West Indies, - - - - -	-	1,650	-	-	-	-	-	-
Dutch East Indies, - - - - -	-	-	-	-	-	-	-	-
Total, - - - - -	-	1,650	-	-	-	-	-	-
England, Man, &c. - - - - -	3,127,924	218,893	25,775	278	-	2,403	378	432
Scotland, - - - - -	-	-	41,830	68	3	1,688	-	-
Ireland, - - - - -	-	-	14,682	-	-	24	-	-
Guernsey, Jersey, &c. - - - - -	-	-	-	30	-	-	432	-
British East Indies, - - - - -	-	-	-	-	-	-	-	-
British West Indies, - - - - -	3,884,785	104,205	2,634	-	-	-	-	-
Newfoundland, &c. - - - - -	-	-	495	-	-	-	-	-
British American colonies, - - - - -	-	58	5,259	-	-	222	-	-
Total, - - - - -	7,012,709	323,156	90,681	376	3	4,337	810	432
Imperial Ports, - - - - -	-	-	-	-	-	-	-	-
Hamburg, Bremen, &c. - - - - -	-	-	231	64	-	2,374	122	11,664
French West Indies, - - - - -	-	-	-	30	-	228	-	-
Bourbon and Mauritius, - - - - -	-	-	-	-	-	-	-	-
Total, - - - - -	-	-	-	30	-	228	-	-
Spain, - - - - -	2,307,557	10,626	-	373	137	4,324	-	3,096
Honduras, Campeachy, &c. - - - - -	-	-	-	-	-	-	-	-
Spanish West Indies, - - - - -	-	-	-	-	-	-	-	-
Floridas and Louisiana, - - - - -	-	-	-	-	-	21	-	-
Other Spanish American Colonies, - - - - -	-	-	-	-	-	-	-	-
Total, - - - - -	2,307,557	10,626	-	373	137	4,345	-	3,096
Portugal, - - - - -	9,761,656	57,342	-	-	-	-	-	-
Madeira, - - - - -	-	-	-	-	-	-	-	-
Fayal and other Azores, - - - - -	-	8,460	-	-	-	-	-	-
Cape de Verd Islands, - - - - -	-	-	-	-	-	-	-	-
Total, - - - - -	9,761,656	65,802	-	-	-	-	-	-
Italy, - - - - -	-	-	-	-	-	-	-	-
West Indies, generally, - - - - -	-	-	-	-	-	-	-	-
Europe, generally, and uncertain ports, - - - - -	-	-	-	-	-	-	-	-
South Seas, - - - - -	-	-	-	-	-	-	-	-
Grand Total, - - - - -	21,403,337	480,901	90,912	878	140	11,520	944	16,920

TREASURY DEPARTMENT, Register's Office, December 15, 1801.

JOSEPH NOURSE, Register.

7th CONGRESS.]No. 57.[1st SESSION.

## COMPARATIVE DUTIES

*Paid in the Ports of Great Britain, on Goods imported into Great Britain, in American, Foreign, and British vessels.*

COMMUNICATED TO THE HOUSE OF REPRESENTATIVES, JANUARY 7, 1802.

DEPARTMENT OF STATE, 5th January, 1802.

SIR:

In obedience to the order of the House of Representatives, of the 24th ult. I have the honor to enclose a table, shewing the comparative duties paid in the ports of Great Britain, on goods imported into Great Britain, in American, foreign, and British bottoms, since the 5th of January, 1798, so far as the same respects the commerce of the United States.

With great respect, I have the honor to be, sir, your most obedient servant,

JAMES MADISON.

*The honorable the SPEAKER of the House of Representatives.*

NOTE.—See No. 65.

*A Table showing the comparative Duties paid in the ports of Great Britain, on Goods imported into Great Britain, in American, Foreign, and British bottoms, since the 5th of January, 1798, so far as the same respect the Commerce of the United States.*

	Imported from Europe, in		Imported from the United States of America, in	
	British Ships.	Foreign Ships.	British Ships.	American Ships.
	£ s. d.	£ s. d.	£ s. d.	£ s. d.
Ashes, viz:				
Pearl Ashes, the cwt.	2 4 <sup>7</sup> / <sub>8</sub>	2 4 <sup>7</sup> / <sub>8</sub>	free.	2 <sup>14</sup> / <sub>8</sub>
Pot Ashes, do.	2 4.7	2 4.7	free.	2.14
The duty on Pearl and Pot Ashes, imported from the British plantations in America, without certificate, is the same as from Europe.				
Balks, see in Wood.				
Battens, do.				
Beech Quarters, do.				
Clap Boards, do.				
Cotton,	free.	1 lb.	free.	free.
Deals do. do.				
Fir Quarters, do.				
Fir Timber, do.				
Indigo,	free.	free.	free.	free.
Iron, viz: in bars or unwrought,				
Of Muscovy or Russia, the ton,	3 1 9.8	3 15 11.18	free.	5 7.8
Of any other port of Europe, the ton,	3 1 9.8	3 13 10.12	free.	5 7.8
The duty on Bar Iron, imported from the British plantations in America, without certificate, is the same as from Europe in a British ship.				
Pig Iron, for every £100 of the value,	28 17 6	28 17 6	free.	6.12
The duty on Pig Iron imported from the British plantations in America, without certificate, is 5s. 9.6-20d the ton.				the ton.
Mahogany, see in Wood.				
Masts, viz:				
6 inches in diameter, and under 8 inches, the Mast,	1 2.9	1 2.14	1 2.3	1 3.10
8 inches in diameter, and under 12 inches, the Mast,	3 6	3 8.3	3 6	3 10
12 inches in diameter or upwards, the load qt. 50 cubic reet,	10 6	11 0.6	10 6	11 6
Yards and Bowsprits pay duty as Masts or Spars, according to their dimensions.				
Oak Plank and Timber, see in Wood.				
Oil, viz: Train Oil or Blubber, or Fish Oil, the ton qt. 252 gallons,	19 1 1.16	19 1 1.16	19 1 1.16	20 17 5.8
Pipe Boards, see in Wood.				
Pitch, the Last qt. 12 barrels, each barrel qt. 31 <sup>1</sup> / <sub>2</sub> gallons,	13 0.9	13 8.7	11 6.12	12 7.16
Rice, the cwt.	7 8.8	7 8.8	7 8.8	8 5.4
No part of the duties on Rice warehoused under the king's lock, in certain enumerated ports, is payable, unless the Rice is taken out of such warehouse, to be used in the country.				
Rosin, the cwt.	2 4.7	2 5.8	1 6.18	1 8.14
Snuff, the lb.	10.10	10.10	10.10	11.10
Subject, also, to a duty of excise of 1s. 11d. per lb.				
Spars, see Wood.				
Spermaceti, viz:				
Coarse and oily, the cwt.	18 6.12	18 6.12	18 6.12	1 0 3.16
Fine, the lb.	8.8	8.8	8.8.	9.4



TABLE OF COMPARATIVE DUTIES—Continued.

	Imported from Europe, in		Imported from the United States of America, in	
	British Ships.	Foreign Ships.	British Ships.	American Ships.
	£ s. d.	£ s. d.	£ s. d.	£ s. d.
Staves, not above 3 inches in thickness, and not exceeding 7 inches in breadth, viz:				
Not exceeding 36 inches in length, the 120,	4 4 <sup>10</sup> / <sub>30</sub>	4 5 <sup>10</sup> / <sub>30</sub>	free.	4 <sup>10</sup> / <sub>30</sub>
Above 36, and not exceeding 50 inches in length, the 120,	8 3	8 4.2	free.	9
Above 50, and not exceeding 60 inches in length, the 120,	11 0	11 1.2	free.	1 0
Above 60, and not exceeding 72 inches in length, the 120,	16 6	16 7.2	free.	1 6
Above 72 inches in length, the 120,	19 3	19 4.2	free.	1 9
Staves above 3 inches in thickness, or above 7 inches in breadth, and not exceeding 5 feet 3 inches in length, are deemed Clap Boards, and pay duty accordingly.				
Staves above 3 inches in thickness, or above 7 inches in breadth, and exceeding 5 feet 3 inches in length, are deemed Pipe Boards, and pay duty accordingly.				
For the duty on Clap Boards and Pipe Boards, see in Wood.				
Tar, the last, qt. 12 barrels, each barrel 31½ gallons,	12 11.8	13 8.17	11 6.12	12 7.16
Tobacco, the pound,	6.6	6.6	6.6	6.6
And besides if imported in an American ship, the 100 lb.				1 6
No part of the duty on tobacco warehoused under the king's lock, or of the countervailing duty, is payable, unless the Tobacco is taken out of such warehouse to be used in this country.				
Tobacco is also subject to a duty of excise 1s. 1d. per pound.				
Turpentine, common, of the British plantations in America, the cwt. -	13 4.13	13 4.13	2 4.7	2 7.1
Of Germany and other places, except Venice, the cwt. -				
Ufers, see in Wood.				
Whalefins, the ton qt. 20 cwt. -	102 15 10.16	102 15 10.16	102 15 10.16	112 11 8.8
Wood, unmanufactured, viz.				
Balks, Beech Quarters, Fir Quarters, and Ufers, viz.				
Five inches square and under 8 inches square, or if 24 feet in length or upwards, the 120,	4 3 5.14	4 4 11.11	free	7 11.8
Under five inches square and under 24 feet in length, the 120,	1 13 6.8	1 14 0.9	do.	3 2.6
Battens, not above 7 inches in width, viz.				
8 feet in length, and not exceeding 20 feet in length, and not exceeding 2½ inches in thickness, the 120,-	2 1 8.17	2 2 6.14	do.	3 11.3
Battens, exceeding 20 feet in length, or if exceeding 2½ inches in thickness, the 120,	4 3 5.14	4 4 11.11	do.	7 11.8
Batten ends, not above 7 inches in width, viz.				
Under 8 feet in length, and not exceeding 2½ inches in thickness, the 120, -	13 10.19	14 2.2	do.	1 3.18
Under 8 feet in length, exceeding 2½ inches in thickness, the 120,	1 7 9.18	1 8 4.4	do.	2 7.16
Beech Quarters, see Balks in Wood.				
Clap Boards, not exceeding 5 feet 3 inches in length, and under 8 inches square, the 120,	1 1	1 1 2.2	do.	2
Deals, above 7 inches in width, viz.				
Exceeding 20 feet in length, and not exceeding 4 inches in thickness, the 120, -	9 7 5.2	9 11 9.12	do.	17 10.4
Exceeding 20 feet in length, and exceeding 4 inches in thickness, the 120,	18 14 10.4	18 19 2.14	do.	1 15 8.18
8 feet in length, and not above 10 feet in length, and not exceeding 1½ inches in thickness, the 120,	2 15 7.16	2 17 1.13	do.	5 3.12
8 feet in length, and not above 20 feet in length, and not exceeding 3¼ inches in thickness the 120,	4 3 5.14	4 4 11.11	do.	7 11.8
8 feet in length, and not above 20 feet in length, and exceeding 3¼ inches in thickness, the 120, -	8 6 11.8	8 8 5.5	do.	15 10.10

TABLE OF COMPARATIVE DUTIES—Continued.

	Imported from Europe, in		Imported from the United States of America, in	
	British Ships.	Foreign Ships.	British Ships.	American Ships.
	£ s. d.	£ s. d.	£ s. d.	£ s. d.
Fir Quarters, see Balks in Wood.				
Fir Timber, of the growth of Norway, and imported directly from thence, being 8 inches square or upwards, and not exceeding 10 inches square, the load qt. 50 cubic feet,	7	7 2.2	do.	8 -
Fir timber, and timber of all other sorts, (except oak timber) being 8 inches square, or upwards, the load qt. 50 cubic feet,	10 6	10 8.2	do.	1
Mahogany, the ton, qt. 20 cwt.	5 9 2.8	5 9 2.8	3 3	3 9
Oak plank, 2 inches thick or upwards, the load qt. of 50 cubic feet,	1 9.18	1 1 8.8	do.	1 11.16
Oak timber, 8 inches square or upwards, the load qt. 50 cubic feet,	10 4.19	10 10.4	do.	11.13
Pipe boards, under 8 inches square, viz:				
Above 5 feet three inches, and not exceeding 8 feet in length, the 120,	1 11 6	1 11 9.3	free.	3 0
Exceeding 8 feet in length, the 120,	3 3 0	3 03 3.3	do.	6 0
Spars, under 22 feet in length, and under 4 inches in diameter, exclusive of the bark, the 120,	0 7 0	0 07 3.3	do.	0 8
22 feet in length, or upwards, and under 4 inches in diameter, exclusive of the bark, the 120,	0 11 6.12	0 12 0.18	do.	1 1.4
4 inches in diameter, and under 6 inches, exclusive of the bark, the 120,	1 5 5.11	1 06 6.3	do.	2 5.2
6 inches or upwards, see masts.				
Ufers, see balks in wood.				
Any other manufactured wood of the growth of the United States of America, imported directly from thence in British ships, is duty free; but subject, if imported in American ships, to a duty of 10 per cent. on the produce and amount of the lowest duties payable on the importation of the like wood, from any part of Europe in British ships.				

All other goods, wares, and merchandise, of the manufacture of the United States of America, (the importation of which is not prohibited by law) may be imported directly from thence, either in British or American ships, on payment of the lowest duty to which the like goods are subject when imported in British ships, from any port of Europe in amity with his Britannic majesty, subject, nevertheless, to a further duty, when imported in American ships, of 10 per cent. on the produce and amount of these duties.

The present table has been formed according to the state of British imports existing on the 4th of July, 1797, the date of the British act, entitled, "An act for carrying into execution the treaty of amity, commerce, and navigation, concluded between his majesty and the United States of America.

On the 19th of July, 1797, the British Parliament passed an act laying an additional duty of five per cent. on the duties before payable upon imports, exports, and the coasting trade, but with sundry exceptions, among which is tobacco. It is not known that this act has been repealed; and, if it be still in force, it has the effect of adding five per cent. to the discriminations specified in the table, with the exception of such articles as are imported into Great Britain, free of duty, according to the rules by which the discriminations were imposed; among which are the articles of pot and pearl ashes, pig iron, staves, timber in logs, oak and pine plank, and oak boards.

Another act, commonly called the convoy act, was passed on the 28th June, 1798, imposing certain new and additional duties upon specific articles, and three per cent. *ad valorem* upon enumerated articles, but being limited to the signing of the preliminary articles of peace, it has expired.

7th CONGRESS.]

No. 58.

[1st SESSION.]

EXPORTS TO ITALY, GIBRALTAR, AND THE BARBARY POWERS, FOR FIVE YEARS PRECEDING THE 30TH SEPTEMBER, 1801.

COMMUNICATED TO THE HOUSE OF REPRESENTATIVES, JANUARY 18, 1802.

The Secretary of the Treasury, in obedience to the resolution of the House of Representatives of the 11th instant, respectfully reports: §

That the documents in the Treasury do not discriminate the exports of the United States to Spanish and French ports in the Mediterranean, from those to ports of the same nations, respectively, on the Atlantic; nor those to Trieste from those to the Austrian Netherlands; nor those to the Levant from those to Asia, generally.

This renders a full compliance with the order of the House impracticable; but the statement herewith transmitted, exhibits the value of the annual exports, for the last five years, to Gibraltar, Barbary, and the Italian ports, respectively. The greater part of those to Barbary have been on public account. It appears from the statement, that the value of the annual exports to the Italian ports, has amounted, on an average of four years, ending the 30th September, 1800, (the returns of 1801 being incomplete) to a sum of 246,406 dollars, in articles of the growth or manufacture of the United States, and of 1,240,663 dollars, in foreign articles: and that the annual exports to Gibraltar, have amounted, on an average of the same years, to 84,415 dollars, in domestic, and to 427,790 dollars, in foreign articles.

All which is most respectfully submitted.

ALBERT GALLATIN.

TREASURY DEPARTMENT, *January 16, 1802.*

*Statement of the Value of the Exports of the United States to the Ports of Italy, Gibraltar, and the Barbary Powers, for each of the five years, ending 30th of September, 1797 to 1801, distinguishing the amount of Foreign Produce from Domestic.*

	1797.		1798.		1799.		1800.		*1801.	
	Foreign.	Domestic.	Foreign.	Domestic.	Foreign.	Domestic.	Foreign.	Domestic.	Foreign.	Domestic.
Italy, - -	623,326	138,238	839,392	494,644	1,052,950	104,262	2,441,485	248,483	1,698,699	454,472
Barbary, - -	-	15,000	15,941	3,247	18,000	30,000	12,336	61,113	29,299	6,734
Gibraltar, - -	-	1,866	136,399	88,668	409,714	118,428	737,258	128,699	111,808	53,455

\* The returns from New York, from the 1st of April to the 30th of September, are wanting.

TREASURY DEPARTMENT, *Register's Office, January 14, 1802.*

JOSEPH NOURSE, *Register.*

7th CONGRESS.]

No. 59.

[1st SESSION.]

## EXPORTS FOR THE YEAR ENDING SEPTEMBER 30, 1801.

COMMUNICATED TO THE HOUSE OF REPRESENTATIVES, FEBRUARY 11, 1802.

TREASURY DEPARTMENT, February 10, 1802.

SIR:

I have the honor to transmit, herewith, a statement of goods, wares, and merchandise, exported from the United States, during one year, prior to the first of October, 1801.

The value of goods, wares, and merchandise, of foreign growth or production, exported during the above period, is estimated at forty-six millions six hundred and forty-two thousand seven hundred and twenty-one dollars.

I have the honor to be, very respectfully, sir, your obedient servant,

ALBERT GALLATIN.

*The Honorable SPEAKER of the House of Representatives.*

*Exports of the United States, from the 1st of October, 1800, to the 30th of September, 1801.*

SPECIES OF MERCHANDISE.	Quantity, or Value.	SPECIES OF MERCHANDISE.	Quantity, or Value.
Ashes, Pot, - - - - -	tons, 7,228	Mustard, - - - - -	pounds, 2,093
Do. Pearl, - - - - -	do. 1,297	Molasses, - - - - -	gallons, 421,628
Apples, - - - - -	barrels, 9,022	Mules, - - - - -	number, 483
Beer, Porter, and Cider, in casks,	gallons, 128,588	Medicinal Drugs, - - - - -	dollars, 11,900
Beer, Porter, and Cider, in bottles,	dozens, 8,307	Merchandise, and all other arti-	
Beef, - - - - -	barrels, 75,331	cles, of goods not particularly	
Biscuit, or Ship Bread, - - - - -	do. 105,983	enumerated, - - - - -	do. 17,159,016
Do. - - - - -	kegs, 44,079	Oil, Linseed, - - - - -	gallons, 31,564
Buckwheat, - - - - -	bushels, 154	Do. Spermaceti - - - - -	do. 91,684
Barley, - - - - -	do. 8,796	Do. Whale, - - - - -	do. 215,522
Bran and Shorts, - - - - -	do. 335	Oats, - - - - -	bushels, 100,544
Beans, - - - - -	do. 12,144	Peas, - - - - -	do. 53,791
Butter, - - - - -	pounds, 2,830,016	Pork, - - - - -	barrels, 70,779
Boots, - - - - -	pairs, 4,437	Pitch, - - - - -	do. 2,682
Bricks, - - - - -	number, 666,817	Potatoes, - - - - -	bushels, 104,136
Bark, Essence of - - - - -	gallons, 622	Poultry, - - - - -	dozens, 6,457
Corn, Indian - - - - -	bushels, 1,768,162	Rice, - - - - -	tierces, 94,866
Cheese, - - - - -	pounds, 1,674,834	Rye, - - - - -	bushels, 31,110
Coffee, - - - - -	do. 45,106,494	Rosin, - - - - -	barrels, 2,397
Cocoa, - - - - -	do. 7,012,155	Spices, Pepper, - - - - -	pounds, 3,153,139
Chocolate, - - - - -	do. 48,723	Do. Pimento, - - - - -	do. 320,447
Cotton, - - - - -	do. 20,911,201	Do. all other, - - - - -	dollars, 80,426
Coal, - - - - -	bushels, 16,334	Spirits, Foreign, - - - - -	gallons, 520,205
Candles, Wax, - - - - -	pounds, 24,893	Do. Domestic, from foreign	
Do. Spermaceti, - - - - -	do. 290,666	produce, - - - - -	do. 320,649
Candles, Tallow, - - - - -	pounds, 1,318,199	Do. Domestic, from domestic,	
Canvass or Sail Cloth, - - - - -	pieces, 1,543	produce, - - - - -	do. 16,920
Cables and Cordage, - - - - -	cwt. 10,089	Shoes and Slippers, - - - - -	pairs, 133,545
Cards, Wool and Cotton, - - - - -	dozens, 368	Skins and Furs, - - - - -	dollars, 281,639
Do. Playing, - - - - -	packs, 3,828	Saddlery, - - - - -	do. 1,976
Copper, or Brass and Copper, ma-		Silk, raw, - - - - -	pounds, 203,360
nufactured, - - - - -	dollars, 69,474	Starch, - - - - -	do. 2,668,536
Coaches and other Carriages, - - - - -	do. 13,468	Soap, - - - - -	do. 97,565,732
Flour, - - - - -	barrels, 1,102,444	Sugar, brown and all other clayed,	
Furniture, household, - - - - -	dollars, 90,133	Do. refined, - - - - -	do. 168,479
Flaxseed, - - - - -	bushels, 461,266	Sheep, - - - - -	number, 11,621
Flax, - - - - -	pounds, 28,960	Ship Stuff, - - - - -	cwt. 1,986
Fish, dried or smoked, - - - - -	quintals, 410,948	Salt, - - - - -	bushels, 70,067
Do. pickled, - - - - -	barrels, 85,935	Snuff, - - - - -	pounds, 52,297
Do. do. - - - - -	kegs, 10,424	Tobacco, manufactured, - - - - -	do. 472,282
Gunpowder, - - - - -	pounds, 88,532	Do. unmanufactured, - - - - -	hhds. 103,758
Ginseng, - - - - -	do. 286,458	Tallow, - - - - -	pounds, 37,142
Hats, - - - - -	dollars, 57,366	Tar, - - - - -	barrels, 67,487
Hams and Bacon, - - - - -	pounds, 2,034,630	Turpentine, - - - - -	do. 35,410
Hair Powder, - - - - -	do. 25,021	Do. Spirits of - - - - -	gallons, 4,783
Hops, - - - - -	do. 70,784	Tea, Bohea, - - - - -	pounds, 669,208
Hemp, - - - - -	cwt. 561	Do. Souchong - - - - -	do. 211,920
Hides raw, - - - - -	number, 3,691	Do. Hyson, - - - - -	do. 488,848
Horned Cattle, - - - - -	do. 8,486	Do. Other Green, - - - - -	do. 39,277
Horses, - - - - -	do. 5,085	Wheat, - - - - -	bushels, 239,929
Hogs, - - - - -	do. 7,312	Whalebone, - - - - -	pounds, 23,106
Iron, Pig, - - - - -	tons, 223	Wax, - - - - -	do. 177,358
Do. Bar, - - - - -	do. 70	Wines, Madeira, - - - - -	gallons, 29,401
Do. Castings, - - - - -	dollars, 32,798	Do. all other, - - - - -	do. 1,447,358
Do. all manufactures of - - - - -	do. 300,316	Do. bottled, - - - - -	do. 54,993
Indigo, - - - - -	pounds, 411,140	Wood, Staves, and Heading, - - - - -	number, 37,189,498
Lard, - - - - -	do. 2,376,500	Do. Shingles, - - - - -	do. 81,044,316
Leather, - - - - -	do. 210,346	Do. Hoops and Poles, - - - - -	do. 3,732,086
Lead, - - - - -	do. 538,972	Do. Boards, Plank, &c. - - - - -	feet, 71,629,831
Meal, Rye, - - - - -	bushels, 392,276	Do. Timber, - - - - -	tons, 9,657
Do. Indian, - - - - -	do. 919,355	Do. all other and lumber, - - - - -	dollars, 61,070
Do. Buckwheat, - - - - -	do. 1,907	Do. Oak Bark, and other dye, - - - - -	do. 31,043
Do. Oat, - - - - -	do. 347	Do. all manufactures of - - - - -	do. 170,027

*A Summary of the Value and Destination of the Exports of the United States, agreeably to the above Statement.*

Russia, - - - - -	9,136	9,136
Prussia, - - - - -	120,238	120,238
Sweden, - - - - -	39,176	
Swedish West Indies, - - - - -	193,032	232,208
Denmark and Norway, - - - - -	531,825	
Danish West Indies, - - - - -	1,049,361	1,581,186
United Netherlands, - - - - -	6,234,450	
Dutch West Indies and American Colonies, - - - - -	625,791	
Dutch East Indies, - - - - -	62,131	6,922,372
England, Man, and Berwick, - - - - -	25,309,334	
Scotland, - - - - -	3,006,599	
Ireland, - - - - -	2,576,367	
Gibraltar, - - - - -	204,627	
Guernsey, Jersey, Sark, &c. - - - - -	38,821	
Cape of Good Hope, - - - - -	283,918	
British East Indies, - - - - -	71,617	
British West Indies, - - - - -	9,699,722	
Newfoundland and British Fisheries, - - - - -	125,305	
British American Colonies, - - - - -	815,722	42,132,032
Imperial ports, - - - - -	52,459	52,459
Hamburg, Bremen, &c. - - - - -	10,463,738	10,463,738
France, - - - - -	3,985,292	
French West Indies, - - - - -	7,147,972	
Bourbon and Mauritius, - - - - -	75,814	
Other French African ports, - - - - -	52,673	11,261,751
Spain, - - - - -	2,865,101	
Teneriffe and other Canaries, - - - - -	267,664	
Honduras, Campeachy, &c. - - - - -	100,210	
Spanish West Indies, - - - - -	8,437,659	
Floridas and Louisiana, - - - - -	1,408,029	
Other Spanish American Colonies, - - - - -	532,153	13,610,816
Portugal, - - - - -	1,139,377	
Madeira, - - - - -	528,344	
Fayal and other Azores, - - - - -	5,120	
Cape de Verd Islands, - - - - -	45,918	1,718,759
Morocco, - - - - -		88,740
Italy, - - - - -		2,090,439
China and East Indies, generally, - - - - -		1,374,506
West Indies, generally, - - - - -		372,932
Africa, generally, - - - - -		367,705
Europe, generally, - - - - -		278,158
Northwest Coast of America, - - - - -		342,338
Total, Dollars,		93,020,513

*A Summary of the Value of the Exports from each State.*

From New Hampshire, - - - - -	\$555,055
Vermont, - - - - -	57,267
Massachusetts, - - - - -	14,870,556
Rhode Island, - - - - -	1,832,773
Connecticut, - - - - -	1,446,216
New York, - - - - -	19,851,136
New Jersey, - - - - -	25,406
Pennsylvania, - - - - -	17,438,193
Delaware, - - - - -	662,042
Maryland, - - - - -	12,834,543
Virginia, - - - - -	6,483,028
North Carolina, - - - - -	874,884
South Carolina, - - - - -	14,304,045
Georgia, - - - - -	1,755,939
Tennessee, - - - - -	29,430
Total, - - - - -	\$93,020,513

TREASURY DEPARTMENT, *Register's Office, February 10th, 1802.*JOSEPH NOURSE, *Register.*

7th CONGRESS.]

No. 60.

[1st Session.]

## MARINE HOSPITALS.

COMMUNICATED TO THE SENATE, FEBRUARY 24, 1802.

*Gentlemen of the Senate and of the House of Representatives.*

I communicate to both Houses of Congress a report of the Secretary of the Treasury on the subject of our marine hospitals, which appear to require legislative attention.

As connected with the same subject, I also enclose information respecting the situation of our seamen and boatmen frequenting the port of New Orleans, and suffering there from sickness and the want of accommodation. There is good reason to believe their numbers greater than stated in these papers. When we consider how great a proportion of the territory of the United States must communicate with that port singly, and how rapidly that territory is increasing its population and productions, it may, perhaps, be thought reasonable to make hospital provisions there of a different order from those at foreign ports generally.

THOMAS JEFFERSON.

*February 24, 1802.*TREASURY DEPARTMENT, *February 16th, 1802.*

SIR:

I have the honor to enclose two statements in relation to the marine hospitals.

The statement A, exhibits the balances remaining unexpended in the hands of the several collectors, and agents, on the 30th September last, or on the last day to which returns have been made.

The statement B, exhibits the total amount received in each State, and expended by each hospital, from the commencement of the institution to the same day.

The only ports where hospitals have been established, or temporary relief afforded to the seamen, are,

1st. Boston, Newport, Norfolk, and Charleston, South Carolina, where marine hospitals have been altogether established under the laws of Congress, exclusively appropriated to the use of seamen, and solely supported out of the funds raised under the authority of the United States. The hospital at Newport, has lately been discontinued.

2d. Baltimore, where the hospital is in the same situation, as to its funds, but is placed under the control of the Board of Health.

3d. New York and Philadelphia, where sick seamen are received in the city hospital, at a fixed rate per week, paid out of the marine hospital fund.

4th. Portland, New London, Wilmington, North Carolina, Newbern, Edenton, and lately Newport, and Alexandria, where temporary relief is afforded in private boarding houses.

5th. Savannah, from which no returns have been received.

By the statement B, it appears that the whole sum received from seamen, either in private or in public service, amounts to 147,875 dollars and 58 cents, of which 6,185 dollars and 33 cents, have been applied to the purchase of the hospital at Gosport, near Norfolk, and 74,636 dollars and 51 cents have been expended for the relief of sick seamen; that 73,761 dollars and 61 cents, remain unexpended in the hands of sundry collectors and agents, and that 6,707 dollars and 87 cents, are due to certain agents, who have expended more than has been received by them.

This last circumstance has taken place in Newport, Norfolk, and Charleston, namely, in three of the four marine hospitals, which have been established; and, it will be perceived by a recurrence to the same statement, that to those three places, the navy fund has been exclusively applied; but this last fund being nearly exhausted, it is impracticable to continue any longer the established hospitals at Norfolk and Charleston, unless Congress shall think proper to grant them some aid, or to make such alterations in the law, as will permit a more general application of the fund.

Under existing circumstances, if no alteration shall be made, it will be necessary to write to the collectors of both places, to discontinue *in toto* the hospitals, after the 31st March next. For, the advances made by them, must, by this time, exceed twelve thousand dollars; these have been paid out of the proceeds of the duties on import and tonnage, and cannot be admitted to their credit, in their accounts as collectors. It will be necessary for them to continue to collect the seamen money, until they shall have been fully reimbursed for their advances.

If it be asked why the funds have proven insufficient in those two places, the following reasons, it is believed, may be assigned—1st. The establishment of an hospital, instead of having had recourse to city or State institutions, as in Philadelphia and New York, which has drawn with it all the expenses of superintendence, attending physicians, &c. For what reason the Gosport hospital was purchased from the State of Virginia, I am at a loss to know; but if it was intended for the navy, it should be supported out of the funds appropriated for that Department, and placed under its control. The building is much too large, and in an unfinished state, and wants immediate and expensive repairs. 2dly. Those two seaports are more expensive, and, generally, so far especially as relates to non-residents, more sickly, than the more northern ports. 3dly. The provision of the law, which makes seamen on board coasting vessels, pay only in the port to which they belong, is unjust in its operation, and bears more particularly on the Southern ports.

It is necessary to state, that complaints are frequently received from those ports, where no relief has yet been granted; the seamen complaining that they pay, without deriving any benefit from it. This may be the case in some instances, but it is doubtful whether the application of the funds in such manner that they might find relief in all the important ports of the Union, may not be more beneficial to them than a provision in the ports where they reside, and where they want it least.

Whilst the expenditure of the money is restricted to the port or State where it is collected, it cannot be considered in any other light than as a municipal establishment, and would more conveniently be placed under the control of the State itself.

I have the honor to be, very respectfully, sir, your obedient servant,

ALBERT GALLATIN.

*The President of the United States.*

A.

A Statement of Moneys remaining in the hands of Collectors and Agents, received by them for the support of the Marine Hospitals established in the United States, for the relief of sick and disabled Seamen, up to the 30th of September, 1801, or so far as returns have been made.

PORTS.	COLLECTORS' NAMES.	Hospitals to which moneys heretofore collected have been applied for support.	Date of Return.	Amount in each Collector's hands.	Amount due each hospital as now established.	Amount due agents of the Marine Hospitals.
Portsmouth, N. H.	Joseph Whipple,	None designated,	1801, Sept. 30,	-	1,230 75	
Newburyport,	Dudley A. Tyng,	Boston,	"	1,320 45		
Gloucester,	William Tuck,	Do.	"	532 55		
Salem,	Joseph Hiller,	Do.	"	3,078 44		
Marblehead,	Samuel R. Gerry,	Do.	"	581 29		
Boston,	Benjamin Lincoln,	Do.	"	581 29		
Plymouth,	William Watson,	Do.	June 30,	522 89		
Barnstable,	Joseph Otis,	Do.	Sept. 30,	996 05		
Nantucket,	Stephen Hussey,	Do.	"	279 92		
Edgartown,	John Pease,	Do.	"	55 81		
New Bedford,	Edward Pope,	Do.	"	581 36		
Dighton,	Hodijah Baylies,	Do.	"	487 96		
Ipswich,	Asa Andrews,	Do.	"	64 48		
Boston,	Benjamin Lincoln, Ag't.	Boston,	"	-	8,551 20	
Massachusetts,	-	-	-	-	13,003 54	
York,	Joseph Tucker,	Portland,	"	54 33		
Biddeford,	Jeremiah Hill,	Do.	"	449 87		
Kennebunk,	Jonas Clark,	Do.	"	325 23		
Bath,	William Webb,	Do.	"	261 83		
Wiscasset,	Francis Cook,	Do.	"	402 26		
Waldoborough,	Joshua Head,	Do.	Mar. 31,	497 09		
Penobscot,	Benjamin Jarvis,	Do.	Sept. 30,	474 29		
Frenchman's Bay,	Melatih Jordan,	Do.	"	73 20		
Machias,	Stephen Smith,	Do.	"	26 21		
Passamaquoddy,	L. F. Delesdernier,	Do.	"	224 51		
Portland,	Nath. F. Fosdick,	Do.	"	-	2,788 32	
Do.	Do. Agent,	Portland,	"	-	3,252 00	
Maine,	-	-	-	-	6,040 82	
Newport,	William Ellery,	Newport,	"	154 98		
Providence,	Jeremiah Olney,	Do.	"	421 78		
Bristol,	Jonathan Russell,	Do.	"	135 84		
Newport,	William Ellery, Agent,	Do.	"	-	712 60	
Rhode Island,	-	-	-	-	712 60	499 89
New London,	Jedediah Huntingdon,	New London,	"	-		
Middletown,	Alexander Wolcott,	Do.	"	15,	312 94	
Do.	Chauncey Whittlesey,	Do.	Mar. 31,	581 61		
New Haven,	Samuel Bishop,	Do.	Sept. 30,	1,111 96		
Fairfield,	Samuel Smedley,	Do.	"	273 53		
New London,	Jed. Huntingdon, Agent,	Do.	"	-	2,380 04	
Connecticut,	-	-	-	-	1,914 73	
Sag Harbor,	Henry P. Dering,	New York,	Sept. 30,	182 33		
Hudson,	Henry Malcolm,	Do.	"	181 42		
New York,	David Gelston,	Do.	"	2,320 32		
Do.	Do. Agent,	Do.	"	-	2,584 07	
New York,	-	-	-	-	3,230 31	
Perth Amboy,	John Halstead,	Usually paid in N. Y.	1800, Mar. 18,	74 40		
G. E. Harbor,	Alexander Freeland,	Do. do.	1801, Sept. 30,	160 66		
L. E. Harbor,	William Watson,	Do. do.	"	114 19		
Burlington,	Moses Kempton,	{ Usually paid in Phi-	"	210 07		
Bridgetown,	Eli Elmer,	{ deladelphia, }	"	619 47		
New Jersey.	-	-	-	-	1,178 79	
Philadelphia,	George Latimer,	Philadelphia,	"	10,660 45		
Do.	Do. Agent,	Do.	June 30,	-	10,660 45	
Pennsylvania,	-	-	-	-	5,234 44	
Delaware,	Allen McLane,	Usually paid in Phil'a,	Dec. 31,	1,429 74		
					15,894 89	
					4,129 74	

## MARINE HOSPITAL MONEYS—Continued.

PORTS.	COLLECTORS' NAMES.	Hospitals to which moneys heretofore collected have been applied for support.	Date of Return.	Amount in each Collector's hands.	Amount due each hospital as now established.	Amount due Agents of the Marine Hospital.
Baltimore,	Robert Purviance,	Baltimore,	1801, Sept. 30,			
Chester,	Jeremiah Nichols,	Do.	" "	171 33		
Oxford,	Robert Banning,	Do.	" "	84 50		
Vienna,	James Frazier,	Do.	" "	636 77		
Havre de Grace,	Roger Boyce,	Do.	" "	258 50		
Snow Hill,	William Selby,	Do.	" "	173 24		
Annapolis,	John Randall,	Do.	" June 30,	189 38		
Nottingham,	George Biscoe,	Do.	" Sept. 30,	147 08		
Nanjemoy,	John C. Jones,	Do.	" "	179 37		
Georgetown,	James M'Lingan,	Do.	" "	78 03		
Baltimore,	R. Purviance, Agent,	Do.	" "	-	1,918 20	
Maryland,	-	-	-	-	2,523 05	
					4,441 25	
Hampton,	William Kirby,	Norfolk,	No return.			
Petersburg,	William Heth,	Do.	" Sept. 30,	160 86		
York Town,	William Reynolds,	Do.	" Mar. 31,	23 40		
Tappahannock,	Lawrence Muse,	Do.	" Sept. 30,	192 33		
Yeocomico,	James A. Thompson,	Do.	" "	108 71		
Dumfries,	William Linton,	Do.	" "	27 58		
Folly Landing,	William Gibb,	Do.	" "	45 91		
Cherry Stone,	Nathaniel Wilkins,	Do.	No returns.			
South Quay,	Arch. Richardson,	Do.	" June 30,	66		
Richmond,	James Gibbon,	Do.	" Sept. 30,	159 39		
Do.	William Davis, (late)	Do.	" "	44 91		
Norfolk,	William Davis,	Do.	" June 30,		763 75	
Do.	Do.	Do.	-	-	-	3,017 76
Virginia.						
Alexandria,	Charles Simms,	Usually paid in Norfolk.	" Sept. 30,	719 57	719 57	
Wilmington,	Griph J. M'Kee, Ag't,	Wilmington,	" June 30,	-	395 81	
Washington,	William Keais,	Newbern,	" Sept. 30,	607 53		
Newbern,	Francis Hawks,	Do.	" "	59 75	667 28	
Do.	Do. Agent,	Do.	" June 30,	-	699 16	
					1,366 45	
Camden,	Enoch Sawyer,	Edenton,	" Sept. 30,	515 12	515 12	
Edenton,	Sam. Tredwell, Ag't,	Do.	" "	-	582 65	
North Carolina.					1,097 77	
Georgetown,	Charles Brown,	Charleston,	1801, June 30,	136 74		
Beaufort,	Robert G. Guerard,	Do.	1800, Dec. 31,	1 35		
Charleston,	James Simons,	Do.	" Sept. 30,	-	138 09	
Do.	Do. Agent,	Do.	" "	-	-	3,190 22
South Carolina.						
Savannah,	John Habersham,	Savannah,	1799, June 30,	398 37		
Do.	T. D. M. Johnson,	Do.	1801, Oct. 21,	-	35 20	
Sunbury,	George Foster,	Do.	" Sept. 30,	2 33		
Brunswick,	Claude Thompson,	Do.	" Mar. 31,	8 10		
St. Mary's,	William Mawbray,	Do.	" "	65 52		
Do.	Randolph M'Gillis,	Do.	" Sept. 30,	21 47		
Hardwich,	Simons Maxwell,	Do.	" June 30,	4 06		
					499 85	
Savannah,	Agent,	Do.	No return.		535 05	
Palmyra,	Morgan Brown,	-	" June 30,	139 37		
Detroit,	Matthew Ernest,	-	" Jan. 1,	13 10		
					152 47	



## B.

*Statement of the Marine Hospital Fund, from its establishment, to 30th September, 1801, taken from the Agents' accounts.*

	Amount received by agents from collectors.		Amount received by agents from the Navy.		Amount due by collectors.		Total Amount of Hospital Fund.		Expenditures.		Balance due by agents and collectors.		Balance due to Agents.		
	Dolls.	Cts.	Dolls.	Cts.	Dolls.	Cts.	Dolls.	Cts.	Dolls.	Cts.	Dolls.	Cts.	Dolls.	Cts.	
New Hampshire, - - -	849	59	-	-	381	16	1,230	75	No hosp.	1,230	75	-	-	-	-
Massachusetts, - - -	22,666	96	-	-	8,551	20	31,218	16	9,673	42	21,554	74	-	-	-
Maine, - - - - -	3,355	94	-	-	2,788	82	6,144	76	103-95	6,040	81	-	-	-	-
Rhode Island, - - -	4,712	96	2,450	00	712	60	7,875	56	7,662	85	712	60	499	89	-
Connecticut, - - -	3,498	54	-	-	2,330	04	5,878	58	1,583	81	4,294	77	-	-	-
New York, - - - -	21,250	43	-	-	2,584	07	23,834	50	12,020	12	11,814	38	-	-	-
New Jersey, - - -	-	-	-	-	1,178	79	1,178	79	No hosp.	1,178	79	-	-	-	-
Pennsylvania, A. -	5,808	93	-	-	17,660	45	16,469	38	574	49	15,894	89	-	-	-
Delaware, - - - -	-	-	-	-	1,429	74	1,429	74	No hosp.	1,429	74	-	-	-	-
Maryland, - - - -	14,091	22	-	-	1,910	20	16,009	42	11,568	17	4,441	25	-	-	-
Virginia, (Norfolk) -	5,552	89	4,017	51	763	75	10,334	15	12,588	16	763	75	3,017	76*	-
do. (Alexandria) -	-	-	-	-	719	57	719	57	-	-	719	57	-	-	-
N. Carolina, (Wilmington) A.	932	23	-	-	-	-	932	23	536	42	395	81	-	-	-
do. (Newbern) A.	895	80	-	-	667	28	1,563	08	196	70	1,366	37	-	-	-
do. (Edenton) -	1,091	31	-	-	515	12	1,606	43	508	66	1,097	77	-	-	-
South Carolina, - -	9,939	54	4,500	00	138	09	14,577	63	17,629	76	138	09	3,190	22	-
Georgia, - - - - -	-	-	-	-	535	05	535	05	-	-	535	05	-	-	-
Tennessee and Detroit,	-	-	-	-	152	47	152	47	No hosp.	152	47	-	-	-	-
Total, - - - - -	94,646	34	10,967	51	36,076	40	141,690	25	74,636	51	73,761	61	6,707	87	-

A. The accounts of the agents for the hospitals at Philadelphia, Norfolk, Wilmington, and Newbern, are only to the 30th September, 1801.

*Of this sum, there is due to William Davies, Agent,	-	-	-	-	-	-	-	-	-	-	-	-	-	-	\$2,061	12		
To Otway Byrd, late Agent,	-	-	-	-	-	-	-	-	-	-	-	-	-	-	\$1,675	32		
Deduct amount due from P. Gatewood, also late Agent,	-	-	-	-	-	-	-	-	-	-	-	-	-	-	718	68		
																956	64	
																\$3,017	76	
Total Hospital Fund, - - - - -	-	-	-	-	-	-	-	-	-	-	-	-	-	-	-	\$141,990	25	
Advanced by Navy Department for the purchase of Gosport Hospital, not included in the above account,	-	-	-	-	-	-	-	-	-	-	-	-	-	-	-	6,185	33	
Balance due to agents, - - - - -	-	-	-	-	-	-	-	-	-	-	-	-	-	-	-	6,707	87	
																\$154,583	42	
Expenditures, - - - - -	-	-	-	-	-	-	-	-	-	-	-	-	-	-	-	\$74,636	51	
Purchase of Gosport Hospital, - - - - -	-	-	-	-	-	-	-	-	-	-	-	-	-	-	-	6,185	33	
																	80,821	84
Due by collectors and agents, - - - - -	-	-	-	-	-	-	-	-	-	-	-	-	-	-	-	-	73,761	61
																	\$154,583	45

*Extract of a letter from Evan Jones, Esq. to the Secretary of State, dated New Orleans, August 10, 1801.*

"A great number of American citizens, especially seamen, and boatmen from the Ohio, die here, yearly, for want of a hospital into which they might be put and taken care of—not that they are refused admittance into the Spanish poor hospital, but that building is by much too small for the purpose. No public house of any reputation will take them in, and consequently they lie in their ships or boats, or get into wretched cabins, in which they die miserably, after frequently subjecting the humane among their countrymen to much trouble and expense.

"Will not this be an object, sir, worthy the attention of the Government of the United States? And might not a fund be easily established for the preservation of those poor people, by imposing a light tax upon every vessel and boat that comes in, as well as upon every seaman and boatman?"

"About two hundred vessels have entered here from sea, during a twelve month past, and allowing eight men only to each, it makes 1,600. Perhaps from 350 to 400 boats, have come down from the Ohio, &c. during the same time, and allowing four men to each, it would make about an equal number of men. A small sum from each, added to something from every vessel and boat, would probably produce a capital equal to the exigency."

*Extracts of a letter from E. M. Bay, Esq. to the Secretary of State, dated at Charleston, 4th November, 1802.*

"It will readily occur to you, sir, that thousands of our fellow-citizens must soon be employed in navigating the ships and boats which must ever be used as the means of transporting these commodities\* from one place to another.

\* Those of the Western country.

Now, sir, when we take into consideration the climate and season of the year, when this commerce must be carried on, the risk to our citizens must be multiplied in a high degree. It is well known that the Western rivers cannot be conveniently navigated into the Mississippi, until the breaking up of the frost in the Spring of the year. It is then that that great river begins to rise, and it generally remains up until July. The great distance and unavoidable impediments naturally in the way, will always carry over these commercial transactions to so late a period as to leave the great bulk of those employed in them, at or about New Orleans, in the sickly season of the year; which, in that low, flat, unhealthy Southern climate, is fatal in the extreme, to the strong, robust constitutions of our Western brethren: hence many of them fall victims to climate and disease, leaving families and friends at a great distance from them."

"The want of proper accommodations for poor and infirm seamen and boatmen, at New Orleans, is another very serious inconvenience, our poorer class of fellow-citizens are much subjected to, in that place. It is really pitiable to see such numbers of distressed objects, as sometimes present themselves to view, in the sickly months, who have been left to shift for themselves, after their employers have made their markets. Something like an hospital establishment, to be superintended by American physicians, would go a great way to alleviate the distresses of these useful men. I mention American physicians, because our people are strongly prejudiced against those of the Spanish faculty; and generally not understanding the language, they derive little or no benefit from them."

[7th CONGRESS.]

No. 61.

[1st SESSION.]

## TONNAGE FOR THE YEAR 1800.

COMMUNICATED TO THE HOUSE OF REPRESENTATIVES, MARCH 2, 1802.

TREASURY DEPARTMENT, *February 27th*, 1801.

SIR:

I have the honor to transmit the annual statement of the district tonnage of the United States, on the 31st December, 1800, formed from the quarter yearly abstracts rendered by the several collectors. But this document being extremely erroneous, it seems proper to accompany it with some explanations.

By the mode in which the collectors keep their accounts of district tonnage, the difference between the total amount of registers or licenses issued, and the total amount of registers or licenses which have been returned, is considered as the actual existing tonnage of each port. A great number of vessels lost at sea, or captured, but whose registers have not been returned, or whose fate has not been ascertained, continue in that manner to make part of that nominal tonnage; and the errors arising from that cause increased every year, until in the years 1798 and 1800, the nominal actual tonnage exceeded the dutied tonnage, or the amount on which duties are paid, although this last includes the repeated voyages of the same vessel. The annexed comparative statement for the years 1794 to 1799, with a letter from the Register of the Treasury accompanying the same, will show the progress, though not the extent of the error.

In order to correct those statements, transcripts have been made from the marine documents in the treasury, of the names of every vessel which appeared as being still in existence, and possessed of a register on the 31st December, 1800; and copies of those belonging to each port respectively, have been transmitted to the proper collectors, with a request that they should strike off from the list every vessel ascertained to be no longer possessed of a register, and, in doubtful cases, apply to the owners for information. From their returns it is to be hoped that a correct statement may finally be obtained. At present, returns have been received only from twenty-three ports, and the result there has been, that, instead of 83,708 tons, stated in the usual statement as the amount of actual registered tonnage, only 64,371 did exist on the 31st December, 1800. The statement A exhibits the details of that result; and the Register's letter accompanying the same, shows that, if the errors in the other ports have been in the same ratio, the whole registered tonnage of the United States on the same day, instead of being 669,921 tons, as stated in the annual statement, amounted only to 517,000 tons. This is only conjectured; but there is good reason to believe that the total difference between the *actual* tonnage of every description, and the tonnage *returned* in the statement as such, was not less than 200,000 tons, on the last day of the year 1800; that is to say, that, instead of the 972,000 tons exhibited in that statement, the United States did not possess above 770,000.

Farther back than the close of the year 1800, it would be very difficult to trace the progress of that error. By the arrangements made, it is expected that a correct statement of the actual tonnage, as it existed on that day, will be obtained before the next session of Congress; and those for the ensuing years will be rendered as correct as the nature of the documents on which they are grounded will permit.

I have the honor to be, very respectfully, sir, your obedient servant,

ALBERT GALLATIN.

*The SPEAKER of the House of Representatives.*

Abstract of the Tonnage of the Shipping of the several Districts of the United States, and of Recorded Vessels, on the last day of December, 1800.

DISTRICTS.	Recorded.	Registered.		Enrolled and Licensed.		Licenced under twenty tons, for			Aggregate Tonnage of each District.	Proportions of the Enrolled and Licensed Tonnage employed in the		
		Permanent.	Temporary.	Permanent.	Temporary.	Coasting Trade.	Whale Fishery.	Cod Fishery.		Coasting Trade.	Whale Fishery.	Cod Fishery.
	Tons. 95ths.	Tons. 95ths.	Tons. 95ths.	Tons. 95ths.	Tons. 95ths.	Tons. 95ths.	Tons. 95ths.	Tons. 95ths.		Tons. 95ths.	Tons. 95ths.	Tons. 95ths.
Portsmouth, <i>New Hampshire,</i>	.	12,952.06	1,168.12	2,199.49	211.27	102.16	.	221.52	16,854.67	1,698.25	.	712.51
Newburyport, <i>Massachusetts,</i>	.	15,412.67	1,314.87	3,504.55	.	109.45	.	273.59	20,615.28	3,244.28	.	260.27
Gloucester,	.	4,211.05	91.94	2,269.33	.	269.50	.	2,532.70	9,374.62	1,419.56	.	849.72
Salem,	.	19,754.82	853.53	5,107.63	.	44.17	.	61.81	25,821.11	3,061.15	.	2,046.48
Marblehead,	.	8,907.25	.	11,831.92	20.35	30.00	.	75.10	19,964.67	7,924.61	.	3,927.66
Boston,	.	74,235.01	8,592.79	11,663.53	1,264.01	203.70	.	352.37	96,311.51	11,044.72	133.32	1,749.45
Plymouth,	.	3,938.15	132.24	6,528.08	.	109.00	.	.	10,707.47	2,049.81	.	4,478.22
Barnstable,	.	579.73	.	12,574.14	.	436.80	.	117.00	13,707.72	8,150.54	53.54	4,370.01
Nantucket,	.	8,267.32	79.21	3,169.34	178.87	56.36	.	8.00	11,759.20	2,858.45	336.05	153.71
Edgartown,	.	50.47	.	411.41	.	183.28	.	.	645.21	326.89	.	84.47
New Bedford,	.	9,392.12	1,267.41	5,519.91	.	176.13	.	.	16,355.62	5,331.09	128.78	60.04
Dighton,	.	1,647.35	783.54	3,389.69	.	174.82	.	.	5,995.50	3,334.25	.	55.44
York,	.	785.05	.	1,835.08	.	139.78	.	130.21	2,890.17	852.73	.	982.30
Biddeford,	.	7,094.50	60.40	2,016.33	.	16.70	.	.	9,320.60	1,869.27	.	146.06
Portland,	.	20,316.51	545.93	4,729.61	.	401.42	.	386.06	26,379.63	4,254.91	.	474.65
Bath,	.	5,322.80	761.93	2,162.06	43.50	136.91	.	135.85	8,563.25	2,137.38	.	68.18
Wiscasset,	.	8,636.41	543.68	1,394.28	.	48.14	.	680.44	11,303.05	1,371.28	.	23.00
Penobscot,	.	2,504.11	365.20	4,452.39	.	203.76	.	503.71	8,029.27	4,328.70	.	123.64
Frenchman's Bay,	.	527.53	162.81	2,661.22	31.41	307.67	.	204.90	3,958.69	2,357.41	.	335.22
Machias,	.	36.47	98.34	814.66	.	65.24	.	10.65	1,025.46	712.51	.	102.15
Passamaquoddy,	.	127.20	1,952.21	185.11	232.17	102.59	.	.	2,599.33	290.02	.	127.26
Island, South Hero, <i>Vermont,</i>	.	186.91	.	.	.	.	.	.	186.91	.	.	.
Newport, <i>Rhode Island,</i>	.	9,940.44	1,256.57	3,586.00	172.59	608.59	.	33.83	15,598.17	3,672.89	.	85.65
Providence,	.	7,330.61	313.48	2,091.48	.	53.21	.	.	9,788.83	2,091.48	.	.
New London, <i>Connecticut,</i>	.	7,789.03	323.62	3,497.07	90.76	724.10	.	250.80	12,675.48	2,967.79	.	620.04
New Haven,	.	8,083.01	418.00	2,412.01	.	98.49	.	.	11,011.51	2,412.01	.	.
Fairfield,	.	576.27	84.20	3,332.13	.	80.72	.	.	4,073.37	3,332.13	.	.
Sagg Harbor, <i>New York,</i>	.	805.03	.	1,255.61	27.38	113.84	.	52.08	2,254.04	1,151.11	.	131.88
New York,	.	83,386.66	11,847.38	48,055.17	1,042.89	2,109.66	.	.	146,441.86	49,098.11	.	.
Lake Champlain,	.	.	.	.	.	.	.	.	.	.	.	.
Perth Amboy, <i>New Jersey,</i>	.	689.11	.	5,164.34	159.81	521.43	.	.	6,534.74	5,324.20	.	.
Burlington,	.	.	.	1,190.12	.	166.40	.	.	1,356.52	1,190.12	.	.
Bridgetown,	.	57.02	.	5,897.48	54.74	1,311.66	.	.	7,321.00	5,952.27	.	.
Great Egg Harbor,	.	114.02	.	1,765.57	140.50	138.45	.	.	2,158.59	1,906.12	.	.
<i>Pennsylvania,</i>	.	88,164.23	7,467.51	6,857.18	523.43	650.89	.	.	103,663.34	7,380.61	.	.
Wilmington, <i>Delaware,</i>	.	1,902.00	164.62	4,081.31	59.09	539.38	.	.	6,746.45	4,140.40	.	.
Baltimore, <i>Maryland,</i>	.	69,991.62	7,888.35	7,230.73	.	1,781.43	.	.	86,892.23	7,230.73	.	.
Chester,	.	.	.	2,381.65	70.77	785.00	.	.	3,237.47	2,452.47	.	.
Oxford,	.	.	53.54	7,558.71	.	1,725.67	.	.	9,338.02	7,558.71	.	.
Vienna,	.	805.61	.	6,038.87	.	1,842.47	.	.	8,687.05	6,038.87	.	.

ABSTRACT—Continued.

DISTRICTS.	Recorded.	Registered.		Enrolled and Licensed.		Licensed under twenty tons, for			Aggregate Tonnage of each District.	Proportions of the Enrolled and Licensed Tonnage employed in the		
		Permanent.	Permanent.	Permanent.	Temporary.	Coasting Trade.	Whale Fishery.	Cod Fishery.		Coasting Trade.	Whale Fishery.	Cod Fishery.
	Tons. 95ths.	Tons. 95ths.	Tons. 95ths.	Tons. 95ths.	Tons. 95ths.	Tons. 95ths.	Tons. 95ths.	Tons. 95ths.		Tons. 95ths.	Tons. 95ths.	Tons. 95ths.
Snow Hill, - - - - -	-	213.56	-	1,922.63	-	626.35	-	-	2,762.59	1,922.63	-	-
Annapolis, - - - - -	-	173.54	-	1,291.59	-	458.92	-	-	1,924.15	1,291.59	-	-
Nottingham, - - - - -	-	-	-	1,066.61	-	44.15	-	-	1,110.76	1,066.61	-	-
Cedar Point, Nanjemoy, - - - - -	-	-	-	1,281.07	-	407.93	-	-	1,689.05	1,281.07	-	-
George Town, - - - - -	-	1,994.08	387.86	903.39	-	220.14	-	-	3,506.07	903.89	-	-
Norfolk, Virginia, - - - - -	-	21,751.94	5,236.60	8,115.01	845.69	1,980.38	-	-	37,929.72	8,960.70	-	-
Bermuda Hundred, Petersburg, - - - - -	-	5,519.86	807.01	4,318.24	155.00	320.33	-	-	11,130.49	4,473.24	-	-
York Town, - - - - -	-	864.73	-	2,754.07	-	462.30	-	-	4,081.15	2,754.07	-	-
Tappahannock, - - - - -	-	1,323.18	76.36	3,097.78	161.53	636.37	-	-	5,295.32	3,259.36	-	-
Yeocomico, - - - - -	-	-	-	782.34	-	397.42	-	-	1,179.76	782.34	-	-
Dumfries, - - - - -	-	-	212.90	607.29	21.00	319.92	-	-	1,161.21	628.29	-	-
Alexandria, - - - - -	-	4,810.55	759.15	2,069.18	321.53	377.41	-	-	8,337.87	2,390.71	-	-
Folly Landing, - - - - -	-	249.48	-	994.40	-	807.77	-	-	2,051.70	994.40	-	-
South Quay, - - - - -	-	67.52	94.79	80.68	-	-	-	-	243.09	80.68	-	-
Wilmington, North Carolina, - - - - -	-	2,785.06	347.39	172.93	-	-	-	-	3,305.43	172.93	-	-
Newbern, - - - - -	-	4,222.94	1,220.41	822.61	-	462.67	-	-	6,728.73	822.61	-	-
Washington, - - - - -	-	2,852.12	1,311.73	1,039.12	139.39	317.38	-	-	5,659.79	1,178.51	-	-
Edenton, - - - - -	-	4,244.21	2,175.27	2,243.05	-	617.77	-	-	9,280.35	2,243.05	-	-
Camden, - - - - -	-	1,320.21	469.93	1,405.88	-	549.91	-	-	3,746.08	1,405.88	-	-
George Town, South Carolina, - - - - -	-	737.14	483.15	629.77	309.93	-	-	-	2,160.09	939.75	-	-
Charleston, - - - - -	-	37,633.77	4,764.70	5,729.85	359.24	366.42	-	-	48,854.13	6,089.14	-	-
Beaufort, - - - - -	-	112.84	-	85.19	-	-	-	-	198.08	85.19	-	-
Savannah, Georgia, - - - - -	-	5,193.04	2,524.70	689.74	702.88	17.86	-	-	9,128.37	1,392.67	-	-
Sunbury, - - - - -	-	-	42.12	177.69	-	-	-	-	219.81	177.69	-	-
Brunswick, - - - - -	-	-	71.40	71.40	-	50.74	-	-	122.19	71.40	-	-
St. Mary's, - - - - -	-	128.07	49.54	89.86	99.91	35.23	-	-	402.71	189.82	-	-
Middletown, - - - - -	-	13,618.82	367.34	3,749.68	74.17	461.63	-	-	18,271.74	3,776.03	-	47.82
Hudson, - - - - -	-	1,751.89	-	1,304.25	-	17.30	-	-	3,073.49	1,304.25	-	-
Waldoborough, - - - - -	-	3,118.49	279.32	7,858.39	-	143.82	-	646.14	12,046.26	7,718.16	-	140.23
Havre de Grace, - - - - -	-	-	-	1,226.74	-	171.60	-	-	1,398.39	1,226.74	-	-
Little Egg Harbor, - - - - -	-	-	-	849.34	-	84.46	-	-	933.80	849.34	-	-
Ipswich, - - - - -	-	344.05	-	360.88	-	127.07	-	310.23	1,142.28	210.50	-	150.38
Richmond, - - - - -	-	-	64.05	1,731.91	163.57	29.39	-	-	1,994.02	1,900.53	-	-
Kennebunk, - - - - -	-	1,001.92	-	231.69	-	40.60	-	-	1,274.31	231.69	-	-
Total, - - - - -	-	599,654.41	70,266.89	260,570.64	7,683.13	27,196.91	-	7,120.06	972,492.19	245,295.04	651.74	22,306.94

## ABSTRACT OF TONNAGE, &amp;c.—Continued.

## REGISTERED TONNAGE.

	Tons. 95ths.
The registered vessels which were employed in Foreign Trade, and the amount of registered tonnage of the United States at the close of the year 1800, was	669,921.35

## ENROLLED AND LICENSED TONNAGE.

The enrolled vessels employed in the Coasting Trade at the close of the year 1800, was	245,295.04
The licensed do. under twenty tons, for do. at do. do.	27,196.91
	272,492.00

## FISHING VESSELS.

The enrolled vessels licensed for the whale fishery, amounted to	651.74
Do. do. for the cod fishery, do.	22,306.94
The licensed vessels under twenty tons, for do. do.	7,120.06
	30,078.79
Aggregate amount of tonnage at the close of the year 1800,	972,492.19

TREASURY DEPARTMENT, *Register's Office, January 25, 1802.*

I do hereby certify that the foregoing statement is a true extract from the quarterly abstracts of tonnage rendered to the Treasury, by the collectors of the several districts of the United States, for the year 1800.

JOSEPH NOURSE, *Register.*

## DUTIED TONNAGE for the year 1800, was as follows, viz:

	Tons.
Upon American vessels in foreign trade,	644,076
Do. in coasting trade,	224,358
Do. in fishing trade,	26,439
Total,	894,873

TREASURY DEPARTMENT, *Register's Office, June 25, 1801*

SIR:

Upon exhibiting the enclosed comparative statement between the actual and dutied tonnage, for the years 1794, 1795, 1796, 1797, 1798, and 1799, I beg leave to remark, that, from time to time, directions have been given to the collectors of the several districts, to examine their marine documents, and to bring forward against the tonnage returned outstanding, such vessels as they might have evidence had either been lost at sea, captured, or condemned as unfit for service, it being well understood that their accounts of marine tonnage exceeded the actual tonnage of their several districts. In consequence thereof, partial corrections have been made by several of the collectors. They were also applied to for the purpose of pointing out a mode by which the correct tonnage might be stated. In reply, the collector of Charleston recommends a legal provision for a new emission of marine papers. The collector of Philadelphia recommends an examination of all the abstracts, from the commencement of the operation of the tonnage laws, but is aware that a considerable labor would be involved, and an expense incurred to the United States. The collector of Dighton, Massachusetts, recommends a personal application to the owners of vessels, in each district, and others only acknowledge the incorrectness of their abstracts. I beg leave to refer to the papers, which I have received on the subject, and which are inclosed for the Secretary's perusal.

I have the honor to be, sir, your most obedient and most humble servant,

JOSEPH NOURSE, *Register.*

*The Hon. ALBERT GALLATIN, Secretary of the Treasury.*

TREASURY DEPARTMENT, *Register's Office, February 25, 1802.*

SIR:

I have the honor to transmit the annual statement of the district tonnage of the United States, on the 31st December, 1800, formed from the quarter yearly abstracts, as rendered to this office by the several collectors of the ports of the United States, exhibiting,

The registered tonnage at	669,921 $\frac{35}{100}$
Enrolled and licensed ditto, at	272,492
Fishing vessels ditto, at	30,078 $\frac{79}{100}$
Aggregate amount,	972,492 $\frac{19}{100}$

The annual statements which have been laid before Congress for several years past, have noticed that they have included a considerable number of vessels condemned or detained by foreign nations, of which information they had not been obtained, and this remark applies in the fullest manner to the statement now presented. I beg leave, sir, to observe, that your arrangement for the correction of these tonnage accounts, has been gone into with all the facility that the nature of the examination would admit, and that the statement herewith marked A, exhibits the correction of the registered tonnage to the 31st December, 1800, of twenty-three districts, by which it appears, that of 83,708 $\frac{9}{100}$  tons, being the aggregate amount of the registered tonnage of those districts, only 64,371 $\frac{35}{100}$  actually existed, the difference being 19,336 $\frac{54}{100}$  less. If this should be taken as a data for a calculation of the actual registered tonnage, it would, on the 31st December, 1800, reduce the amount from 669,921 $\frac{35}{100}$  nominal registered tonnage, to about 517,000 actually existing on that day.

Calculating the registered tonnage therefore at, - - - - -	Tons. 517,000
The enrolled tonnage at the amount on which duties were paid for the year 1800, at - - - - -	224,358
And the fishing vessels ditto, at - - - - -	26,439
	<u>767,797</u>
The actual tonnage of the United States on 31st December, 1800, would be, - - - - -	<u>767,797</u>

It is presumed that when circumstances shall admit an examination of the district enrolled and licensed tonnage, and the district tonnage of fishing vessels, that a variation of about 48,000 tons of the former, and 4,000 tons of the latter, less than the dutied tonnage, will be found to exist; and that at present it may not be far erroneous to calculate the existing enrolled and licensed tonnage, and also the tonnage of fishing vessels at the tonnage upon which duties for each were paid for one year.

The total amount of tonnage on which duties were paid in the year 1800, was,	Tons.
Registered tonnage, - - - - -	644,076
Enrolled and licensed, - - - - -	224,358
Fishing vessels, - - - - -	26,439
	<u>894,873</u>
The total amount of actual district tonnage as above estimated for the year 1800, was, -	767,797
	Difference, <u>127,076</u>

Arising from vessels on the foreign trade making more than one voyage in the year, the same being subject to a duty upon each voyage.

I am, sir, with great respect, your most obedient and most humble servant,

JOSEPH NOURSE, Register.

Honorable ALBERT GALLATIN, Secretary of the Treasury.

A Comparative Statement of the following Districts to 31st December, 1800, shewing the difference between the amounts of permanent and temporary registered tonnage, as stated by the Collectors in their marine tonnage accounts, and the Treasury tonnage of those districts corrected to said period.

DISTRICTS.	Amount of tonnage exhibited by the Collectors' abstracts of registered tonnage, on December 31, 1800.		Amount of tonnage exhibited by the corrected statements of registered tonnage, on December 31, 1800.		Respective differences of permanent and temporary registered tonnage to Decem'r 31, 1800, being more than the actual tonnage.		The difference of permanent registered tonnage, on Dec. 31, 1800, being less than the actual tonnage.
	A.	B.	C.	D.	F.	G.	
	Permanent.	Temporary.	Permanent.	Temporary.	Permanent.	Temporary.	
	Tons. 95ths.	Tons. 95ths.	Tons. 95ths.	Tons. 95ths.	Tons. 95ths.	Tons. 95ths.	Tons. 95ths.
Portsmouth, - - -	12,952 06	1,168 12	12,870 15	1,007 42	81 86	160 65	
Newburyport, - - -	15,412 67	1,314 87	9,746 34	1,000 02	5,666 33	314 85	
Gloucester, - - -	4,211 05	91 94	3,359 59	91 94	851 41		
Dighton, - - -	1,647 35	783 54	1,217 74	153 11	429 56	630 43	
York, - - -	785 05	-	662 16	-	122 84	-	
Bath, - - -	5,322 80	761 93	3,956 59	647 79	1,366 21	114 14	
Machias, - - -	36 47	98 34	36 67	57 69	-	40 60	20
Ipswich, - - -	344 05	-	344 05	-	-	-	
Kennebunk, - - -	1,001 92	-	872 39	-	129 53	-	
Newport, - - -	9,940 44	1,256 57	8,557 63	988 34	1,382 76	268 23	
Providence, - - -	7,330 61	313 48	8,013 93	223 86	-	89 57	683 32
Fairfield, - - -	576 27	84 20	576 58	84 20	-	-	31
Hudson, - - -	1,751 89	-	1,710 38	-	41 51	-	
Wilmington, Del. - - -	1,902 00	164 62	618 22	30 00	1,283 73	134 62	
Snow Hill, - - -	213 56	-	138 45	-	75 11	-	
Annapolis, - - -	173 54	-	-	-	173 54	-	
Dumfries, - - -	-	212 90	-	212 90	-	-	
Alexandria, - - -	4,810 55	759 15	2,723 02	403 87	2,087 53	355 23	
Folly Landing, - - -	246 48	-	73 60	-	175 83	-	
Washington, - - -	2,852 12	1,311 73	1,592 02	915 11	1,260 10	396 62	
Camden, - - -	1,320 21	469 93	941 49	251 54	378 67	218 39	
Georgetown, S. C. - - -	737 14	483 15	163 87	-	573 22	483 15	
St. Mary's, - - -	128 07	49 54	128 07	-	-	49 54	
	73,699 70	9,324 46	58,303 39	6,068 14	16,080 19	3,256 32	683 83
	Permanent registered tonnage, column A,	do. B,	do. C,	do. D,	-	73,699 70	
	Temporary do.	do. E,	-	-	-	9,324 46	
	Permanent do.	do. E,	-	-	-	682 83	83,708 09
	Permanent do.	do. C,	-	-	-	58,303 39	
	Temporary do.	do. D,	-	-	-	6,068 14	
	Corrected tonnage,	-	-	-	-	64,371 53	
	The difference being less than the amounts stated by the collectors' abstracts, December 31, 1800, and equal to columns F, & G,	-	-	-	-	19,336 51	83,708 09

*A Comparative Statement between the Actual and Dutied Tonnage, from 1794 to 1799.*

Years.	ACTUAL TONNAGE.				DUTIED TONNAGE.			
	Registered Tonnage.	Enrolled & Licensed Coasting Trade.	Enrolled and Licensed Fishing Trade.	Aggregate Actual Tonnage.	In Foreign Trade.	In Coasting Trade.	In Fishing Trade.	Aggregate of Dutied Tonnage.
	Tons. 95ths.	Tons. 95ths.	Tons. 95ths.	Tons. 95ths.	Tons. 95ths.	Tons. 95ths.	Tons. 95ths.	Tons. 95ths.
1794	438,862.71	162,578.64	27,175.64	628,617.09	525,649.00	192,686.00	27,260.00	745,595.00
1795	529,470.63	184,397.55	34,095.79	747,964.07	580,277.28	171,918.26	34,102.88	786,298.47
1796	576,733.25	217,840.35	37,326.36	831,900.01	675,046.00	200,373.00	38,921.00	914,340.00
1797	597,777.43	237,402.69	41,732.73	876,912.90	608,078.41	210,717.07	41,526.82	860,322.35
1798	603,376.37	251,443.27	43,509.32	898,329.01	522,245.00	200,863.00	41,727.00	764,835.00
1799	662,197.19	246,640.54	30,570.72	939,408.50	626,495.00	202,103.00	31,595.00	860,193.00

## EXCESSES OF THE SEVERAL DESCRIPTIONS OF TONNAGE.

Years.	Of Registered beyond Dutied Registered Tonnage.	Of Dutied beyond Registered Tonnage.	Of Enrolled beyond Dutied Enrolled Tonnage.	Of Dutied beyond Enrolled Tonnage.	Of Licensed Fishing Tonnage beyond Duties paid on Fishing Tonnage.	Of Dutied beyond actual Fishing Tonnage.	Aggregate actual Tonnage more than Dutied Tonnage, occasioned by outstanding Marine Documents.	Aggregate Dutied Tonnage beyond actual Tonnage.
	Tons. 95ths.	Tons. 95ths.	Tons. 95ths.	Tons. 95ths.	Tons. 95ths.	Tons. 95ths.	Tons. 95ths.	Tons. 95ths.
1794	-	86,786.24	-	30,107.31	-	84.31	-	116,977.86
1795	-	50,806.60	12,479.29	-	-	7.09	-	38,334.40
1796	-	98,312.70	17,467.35	-	-	1,594.59	-	82,439.94
1797	-	10,300.93	26,685.62	-	205.86	-	16,590.55	-
1798	81,131.37	-	50,580.27	-	1,782.32	-	133,494.01	-
1799	35,702.19	-	44,537.54	-	-	1,024.23	79,215.50	-

TREASURY DEPARTMENT, *Register's Office, June 25, 1801.*JOSEPH NOURSE, *Register.*

7th CONGRESS.]

No. 62.

[1st SESSION.

## FORFEITURE OF THE PRIVILEGES CONFERRED ON FISHING VESSELS.

COMMUNICATED TO THE HOUSE OF REPRESENTATIVES, MARCH 2, 1802.

The Secretary of the Treasury, to whom was referred the petition of Isaac Sawyer and others, respectfully reports:

That the allowance to vessels employed in the cod fisheries is limited to vessels "qualified agreeably to law:" that no vessels other than those enrolled or licenced in pursuance of the act of the 18th of February, 1793, are "deemed ships or vessels of the United States, entitled to the privileges of ships or vessels employed in the coasting trade or fisheries:" that, "in order for the enrolment of any ship or vessel, she must possess the same qualifications, and the same requisites in all respects must be complied with, as are made necessary for registering ships or vessels." And that, amongst other requisites, it is necessary for every owner to transmit to the Collector a certain oath in the act described, within ninety days after granting the certificate of registry or enrolment.

In the present case, one of the owners of the schooner "Betsy," of Falmouth, has not subscribed and transmitted the oath within the ninety days, whereby the enrolment and license having been vacated, the said schooner is not entitled to any of the privileges of a vessel of the United States, nor, amongst others, to the usual allowance granted to vessels of the United States employed in the cod fisheries. By virtue of the powers vested in the Secretary of the Treasury to remit fines, forfeitures, and penalties, and to remove disabilities, he is authorized, in certain cases, to reinstate a vessel in those privileges which, for want of some forms, she may have lost; but this authority has no retrospective effects, and does not extend to the remission of duties incurred, nor to the admission of the vessel to any other privilege of a vessel of the United States for the time during which the disability existed.

Nor has, within the knowledge of the Secretary, the legislature, in any instance, by a specific act, granted a favor similar to that requested by the petitioners.

It is for the protection of the navigation, commerce, and fisheries of the United States, that certain requisites have been rendered necessary in order to entitle vessels to the privileges exclusively belonging to "vessels of the United States." Had the schooner "Betsy" been occupied in the coasting trade, she would have equally forfeited her license and been subject to foreign tonnage. Had she been employed in the foreign trade, she would have equally forfeited her register, and been subject not only to pay foreign tonnage, but also the extra duties imposed on merchandise imported in foreign vessels.

Being employed in the cod fishery, she has forfeited the privilege of receiving the usual allowance granted to vessels of the United States occupied in that fishery.

Upon the whole, no reason appears why a deviation from general principles, maturely adopted, should take place in this instance.

All which is most respectfully submitted.

ALBERT GALLATIN.

TREASURY DEPARTMENT, *March 2, 1802.*

7th CONGRESS.]

No. 63.

[1st Session.]

## PIERS IN DELAWARE RIVER.

COMMUNICATED TO THE HOUSE OF REPRESENTATIVES, MARCH 19, 1802.

Mr. SAMUEL SMITH, from the committee of Commerce and Manufactures, to whom were referred the memorials of the Philadelphia Chamber of Commerce, relative to the public Piers belonging to the United States in the river Delaware, and of sundry inhabitants of Delaware, relative to the Piers at New-Castle, and the resolution offered to the House on the 11th instant, for the appropriation of ——— dollars for the erection and repair of Piers in the said river, made the following report:

That, upon investigation, it appears to your committee, that the public piers in the river Delaware, which were ceded to the United States by the State of Pennsylvania, in good repair, are now very much out of repair; and that the depth of water at some of the said piers, is now not sufficient to admit vessels of very moderate burden to lay along side, owing to the washing of the tide, and the falling in of the earth from said piers. That it is indispensable to the safe navigation of the said river in the winter season that the piers should be extended, and new ones erected, in a sufficient depth of water, in order to shelter vessels from the ice.

That the commerce and navigation of the United States, and foreign nations, trading on that river, but particularly that of Pennsylvania, New-Jersey and Delaware, are subjected to great loss and inconvenience, by ordering their vessels elsewhere, rather than encounter the hazard; and from the increased risk, and consequent augmentation of the premiums of insurance, which is an ultimate charge on the consumer of the articles so imported. That the losses of vessels and cargoes which frequently arise from this peril, are not only the loss of property, and not unfrequently the lives of our citizens, but may be considered as a loss to the revenue to the amount of the duties which such cargoes would have paid.

That the navigation of said river is frequently interrupted, and the produce of those States locked up in port, and deprived of a market for a considerable length of time, for want of such harbors, at proper stations, to shelter vessels from the ice.

That the United States have established naval and military arsenals at the port of Philadelphia, which is considered as a very convenient port for the building, equipping, and manning the public ships of war; and, consequently, the protection of safe harbors from the ice, to such ships, is of great importance, and may frequently not only save to the United States large sums of money, which might otherwise be expended by delay, damage, or loss, but may be the means of facilitating the important objects of our naval expeditions.

That, by the adoption of the present Government, the States relinquished the right of imposing tonnage duties, which Pennsylvania had previously applied to the support of her light-house, beacons, buoys, and public piers; and that the original intention of the tonnage duty, on vessels of the United States, appears to have been to provide for the erection, repairs, and support of light-houses, beacons, buoys, and public piers, which, in all the laws relative to these objects, appear to be placed on the same footing; and the public piers, in the river Delaware, were, accordingly, ceded to the United States, by the State of Pennsylvania, at the same time, and on the same conditions, with the light-house on Cape Henlopen.

Your committee further refer to the report of the Secretary of the Treasury, on the same subject, on the 12th April, 1798, and the documents therein mentioned, which they beg leave to submit as a part of their report, observing that the said piers have, ever since that time, been in a progressive state of decay.

The Secretary, in his said report, recommended an appropriation of 60,000 dollars for the aforesaid purpose. Your committee are of opinion that it would not be expedient, at this time, to appropriate a larger sum than 30,000 dollars, to be applied, under the direction of the President of the United States, in repairing and erecting piers in the river Delaware; and, for that purpose, they beg leave to report the following bill:

7th CONGRESS.]

No. 64.

[2d Session.]

## REGISTERED SEAMEN.

COMMUNICATED TO THE HOUSE OF REPRESENTATIVES, DECEMBER 24, 1802.

DEPARTMENT OF STATE, *December 22, 1802.*

Sir:

In pursuance of the "Act to revive and continue in force certain parts of the 'Act for the relief and protection of American Seamen,' and to amend the same," I have the honor to lay before the House of Representatives, abstracts of the returns made to me by the Collectors of the Customs within the United States, of registered and of impressed seamen;\* to which is added a report, exhibiting an abstract of communications received from agents of the United States, for the relief and protection of their seamen.

With high respect, I have the honor to be, sir, your obedient humble servant,

JAMES MADISON.

*The honorable the SPEAKER of the House of Representatives.*

\* For impressed Seamen, and other papers, see Foreign Relations, December 24, 1802.



Abstract from the Returns made to the Secretary of State, by the Collectors of the Customs, of Seamen Registered under the act, entitled "An act for the Relief and Protection of American Seamen."

FOR THE QUARTER ENDING SEPTEMBER 30, 1801.

STATES.	DISTRICTS.	Citizens by birth.	Citizens by residence.	Citizens by naturalization.	Aggregate of District.	Total.
New Hampshire, Massachusetts,	Portsmouth, - - - -	40	-	-	40	552
	Bristol, - - - -	18	-	-	18	
	Wiscasset, - - - -	22	-	-	22	
New York, -	Bath, - - - -	23	-	-	23	
	New York, - - - -	297	1	-	298	
Maryland, -	Nanjemoy, - - - -	9	1	-	10	
Virginia, -	Norfolk, - - - -	123	-	6	129	
North Carolina,	Newbern, - - - -	12	-	-	12	

FOR THE QUARTER ENDING DECEMBER 31, 1801.

New Hampshire, Massachusetts,	Portsmouth, - - - -	22	-	-	22	754
	Bristol, - - - -	8	-	-	8	
	Gloucester, - - - -	12	-	-	12	
	Nantucket, - - - -	30	-	-	30	
	Bath, - - - -	44	-	-	44	
	Salem, - - - -	68	-	-	68	
	Portland, - - - -	62	-	-	62	
	Kennebunk, - - - -	18	-	-	18	
	Newburyport, - - - -	31	-	-	31	
	Boston and Charlestown,	121	-	-	121	
	Ipswich, - - - -	2	-	-	2	
	Dighton, - - - -	14	-	-	14	
	Biddeford, - - - -	6	-	-	6	
	Penobscot, - - - -	3	-	-	3	
Connecticut, -	New London, - - - -	72	1	-	73	
	New Haven, - - - -	99	-	-	99	
Rhode Island,	Newport, - - - -	47	-	-	47	
	Providence, - - - -	49	-	-	49	
New York, -	Hudson, - - - -	1	-	-	1	
Dist. Columbia,	Alexandria, - - - -	7	-	-	7	
Virginia, -	Petersburgh, - - - -	5	-	-	5	
North Carolina,	Edenton, - - - -	13	-	-	13	
	Washington, - - - -	19	-	-	19	

FOR THE QUARTER ENDING MARCH 31, 1802.

New Hampshire, Massachusetts,	Portsmouth, - - - -	8	-	-	8	188	
	Kennebunk, - - - -	4	-	-	4		
	Bath, - - - -	5	-	-	5		
	Portland, - - - -	19	-	-	19		
	Ipswich, - - - -	2	-	-	2		
	Penobscot, - - - -	3	-	-	3		
	Bristol, - - - -	2	-	-	2		
	Nantucket, - - - -	5	-	-	5		
	Biddeford, - - - -	2	-	-	2		
	Salem, - - - -	35	-	-	35		
	Dighton, - - - -	4	-	-	4		
	Connecticut, -	New London, - - - -	10	-	-		10
		Providence, - - - -	4	-	-		4
	Rhode Island, -	Newport, - - - -	3	-	-		3
New York, -	New York, - - - -	58	1	-	59		
	Alexandria, - - - -	2	-	-	2		
Dist. Columbia,	Norfolk, - - - -	18	-	-	18		
Virginia, -	Washington, - - - -	3	-	-	3		
North Carolina,							

## ABSTRACT—Continued.

FOR THE QUARTER ENDING JUNE 30, 1802.

STATES.	DISTRICTS.	Citizens by birth.	Citizens by residence.	Citizens by naturalization.	Aggregate of District.	Total.
New Hampshire, Massachusetts,	Portsmouth, - - - -	8	-	-	8	
	Bath, - - - - -	3	-	-	3	
	Portland and Falmouth, Bristol, - - - - -	18	-	-	18	
	Gloucester, - - - - -	1	-	-	1	
	Kennebunk, York, - - - - -	9	-	-	9	
	Nantucket, - - - - -	6	-	-	6	
	Biddeford, - - - - -	13	-	-	13	
	Dighton, - - - - -	37	-	-	37	
	Beverly, - - - - -	4	-	-	3	
	Providence, - - - - -	1	-	-	1	
Rhode Island,	Newport, - - - - -	19	-	-	19	
	New York, Dist. Columbia, North Carolina,	10	-	-	10	
New York, Dist. Columbia, North Carolina,	Washington, Edenton, - - - - -	11	-	-	11	
	Newbern, - - - - -	74	-	-	74	
	Alexandria, - - - - -	2	-	-	2	
	Washington, - - - - -	6	-	-	6	
	Newbern, - - - - -	2	-	-	2	
		12	-	-	12	236

FOR THE QUARTER ENDING SEPTEMBER 30, 1802.

Massachusetts,	Dighton, - - - - -	1	-	-	1	
	Kennebunk, - - - - -	6	-	-	6	
	Biddeford, - - - - -	5	-	-	5	
	Salem and Beverly, Bath, - - - - -	6	-	-	6	
Rhode Island, -	Newport, - - - - -	8	-	-	8	
	Providence, - - - - -	8	-	-	8	
Connecticut, -	New London, - - - - -	2	-	-	2	
	New York, - - - - -	6	-	-	6	
New York, Dist. Columbia, North Carolina,	New York, - - - - -	10	-	-	10	
	Alexandria, - - - - -	3	-	-	3	
	Washington, - - - - -	1	-	-	1	56

7th CONGRESS.]

No. 65.

[2d SESSION.]

## DISCRIMINATING AND COUNTERVAILING DUTIES.

COMMUNICATED TO THE HOUSE OF REPRESENTATIVES, JANUARY 10, 1803.

Mr. SAMUEL SMITH, from the Committee of Commerce and Manufactures, to whom was referred that part of the President's Message which relates to discriminating and countervailing duties, and to the act of the British Parliament on that subject, made the following report:

That a duty of six cents per ton is by law imposed on all American ships, entering any of the ports of the United States, from a foreign port, and on any ship or vessel not of the United States, fifty cents per ton; and that an additional duty of ten per cent. on the duties payable on goods, wares, or merchandise, imported in American bottoms, has invariably been imposed on such goods, wares, and merchandise, when imported in foreign ships or vessels.

That those discriminating duties have tended greatly to increase the navigation of the United States; have given to the ship owners an advantage over foreigners in the carriage to the United States of salt, wine, brandy, sugar, coffee, blankets, and other coarse wollens, coarse linens, hemp, earthenware, and other bulky articles, and have enabled them to be almost exclusively the carriers of all the fine articles of importation necessary to the consumption of the country. This policy, combined with the advantages resulting from the late war in Europe, had increased the American tonnage to an amount (it is believed) not inferior to that of any nation in Europe, except Great Britain.

The effects of these discriminating duties did not escape the observation of those foreign nations with whom we have had the greatest commercial intercourse.

By the fifteenth article of the treaty of amity, commerce, and navigation, dated London, 19th November, 1794, *The British Government has reserved the right of countervailing those discriminating duties, and the United States bound themselves not to impose any new or additional duty on the tonnage of British ships or vessels, or to increase the then subsisting difference between the duties payable on the importation of any article in British or American ships.*

It is believed by your committee, that the Parliament of Great Britain, by a statute passed the fourth of July, 1797, (in the exercise of that reserved right) have exceeded the fair intent and meaning of the treaty of amity, &c. &c.; and thereby have secured, to the ship owners of that nation, the exclusive carriage to Great Britain (in time of peace) of some of our most important objects of exportation.

They have selected fish oil and tobacco, (articles of great bulk) as objects on which the highest countervailing duties have been imposed. The countervailing duty on fish oil being 36s. 3 $\frac{1}{2}$ d. sterling per ton of 252 gallons, and upon tobacco 1s. 6d. per 100 pounds.

In consequence of which, a British ship of 250 tons, carrying 250 tons of oil to Great Britain, from the United States, will pay £453 15s. sterling less duty thereon than the same oil would pay if imported into Great Britain in an American ship—the whole freight on such quantity of oil would have been, prior to the late war, only £625 sterling; the nett freight to an American ship, (after deducting the countervailing duty of £453 15s.) would, of course, be only £171 5s. sterling.

By the same operation, a British ship of 250 tons, carrying 400 hhd. of tobacco, of 1,200 pounds each, to Great Britain, from the United States, would pay £360 sterling less duty than would be payable on the same quantity of tobacco imported in an American ship—the whole freight at 35s. sterling per hhd. would only amount to £700 sterling, which, (after deducting the countervailing duty of £360) would leave to the American a nett freight of only £344 1s. sterling.

Rice, when imported into Great Britain in an American ship, is charged with a duty of eight pence eighth-tenths sterling per hundred weight more than when imported in a British ship; this extra duty amounts, on a tierce of rice, to about 3s. 9d. sterling; the freight of a tierce of rice may be estimated at 12s. sterling. No person will give 15s. 9d. freight in an American, when he can have the same carried for 12s. in a British ship.

Pot and pearl ashes pay a countervailing duty of 2 $\frac{1}{2}$ d. the hundred weight. A cask of ashes contains about three hundred weight: the extra duty on that by an American ship will be nine pence per barrel; the freight of such barrel is presumed to be 5s. or 5s. 6d. sterling in times of peace; a difference of nine pence sterling per barrel, will effectually give the carriage to British ships, of all the ashes exported from the United States to Great Britain.

The committee take leave to refer the House to a table of duties, imposed by Great Britain, on goods imported in American and British ships, which was printed the last session of Congress, and is herewith exhibited (No. 3.)\* On recurring thereto, an important countervail in the articles of wood of all kinds, a small one in tar, turpentine, pitch, and other articles, will be discovered.

The committee take leave to state, that the Parliament of Great Britain, by a statute bearing date the seventh of May, 1802, has imposed the following new and additional duties on articles the produce and manufacture of the United States, to wit:

Ashes, pot and pearl,	- - - - -	1s. 6d. the cwt.
Ginseng,	- - - - -	6s. 0d. the 100 pounds.
Indigo, (American)	- - - - -	12s. 0d. the 100 pounds:
Bar iron,	- - - - -	13s. 0d. the ton.
Pig iron,	- - - - -	4s. 6d. the ton.
Pitch,	- - - - -	3s. 8d. } The last of twelve barrels.
Tar,	- - - - -	2s. 11d. }
Rosin,	- - - - -	4d. the cwt.
Rice,	- - - - -	8d. the cwt.
Tobacco,	- - - - -	3s. 0d. the 100 pounds.
Turpentine,	- - - - -	2s. 0d. the ton.
Beeswax,	- - - - -	5s. 9d. the cwt.
Cotton, (American)	- - - - -	7s. 10d. the 100 pounds.

The countervailing duty of ten per cent. being also levied on all those new duties, (except that on tobacco) adds farther to the injury already sustained by American ships carrying such articles, and secures to British ships the exclusive carriage of the following articles, in addition to the objects already mentioned, to wit: Indigo, iron, ginseng, beeswax, and the important and bulky article of cotton. Prior to the passing of the British statute of May last, American cotton and indigo were free of duty on importation into Great Britain; the countervailing duty on indigo will (in consequence of the duty above stated) be 1s. 2 $\frac{3}{4}$ d. per one hundred pounds; that on cotton, nine pence four-tenths the hundred pounds. The freight of one hundred pounds of cotton may be estimated, in times of peace, at about eight shillings and four pence sterling; the difference of nine pence on eight shillings and four pence, will give a decided preference to British over American ships.

Thus, then, it appears that Great Britain, by her countervailing act, has secured effectually the carrying (*for her own wants, and her foreign commerce*) of our fish oil, tobacco, pot and pearl ashes, rice, indigo, and cotton, and, having the carriage of those bulky articles, the minor objects, (except naval stores) not being sufficiently important to form entire cargoes, will also be carried in British ships.

The committee take leave further to state, that, by the same statute of Great Britain, of the seventh of May last, a duty of half per cent. is imposed on all goods, wares, and merchandise, (of the growth or manufacture of Great Britain) on their exportation to any port in Europe, or within the Straits of Gibraltar, and of one per cent. on similar goods when exported to any place, not being in Europe, or within the Straits of Gibraltar; thus subjecting the United States to a duty on exports, double that which is paid by the nations of Europe. This discrimination your committee believe to be in contradiction to the spirit of the treaties existing between the United States and Great Britain.

By the statute of Great Britain, passed the fourth of July, 1797, a duty of tonnage was imposed on American ships entering her ports, of two shillings sterling per ton, which is admitted as a fair countervail of the discriminating duty of forty-four cents per ton on their ships entering the ports of the United States.

From the preceding view of the subject, it appears to your committee, that American vessels will be preferred to British for the carrying of all the fine manufactures of Great Britain; but that the decided advantages that British ships *now have* over American, in the carriage of all the bulky and important articles of the growth or manufacture of the United States, necessary for the consumption or foreign commerce of Great Britain, will enable their owners to enter into an advantageous competition with the Americans in the carrying from Great Britain to the United States, of British salt, and of all the coarse and bulky articles of the produce or manufacture of Great Britain. For instance:

*Salt*, is charged with only two cents per bushel more when imported in a foreign ship, than when imported in an American; this small extra duty has never prevented its importation in British ships.

*Earthenware*. A crate thereof will cost about five pounds sterling. The usual peace freight of such a crate is presumed to be about twenty or twenty-five shillings sterling; the extra duty thereon, being only one shilling and six pence sterling, would be paid by the owner of a British ship rather than not obtain the freight.

*Blankets*. A bale of ten pieces will cost about forty pounds sterling, the usual peace freight about thirty-five shillings sterling; the extra duty payable, if imported in a British ship, will be ten shillings sterling.

*Wool Hats*, oznaburghs, sail canvass, kerseys, negro cottons, flannel, baize, half ticks, and, in truth, all woollen cloths under two shillings sterling per yard; beer, porter, and a variety of other bulky articles, pay an extra duty so small, when compared with the freight of such goods, that the owners of British ships, when assured of a full return freight from the United States to Great Britain, will find it their interest to agree to pay the extra duty payable on such goods when imported into the United States in foreign ships or vessels.

France, also, has taken measures to meet the operation of our discriminating duties. In the second year of the French Republic, a decree (*relative to the act of navigation of that nation*) was passed, by which a duty of tonnage of 50 sols per ton, was imposed on foreign vessels entering the ports of France, and of six sols per ton, on French vessels.

In the third year of the French Republic, a law was passed, imposing a duty of 18 livres 15 sols per quintal on tobacco imported in French vessels, and of 25 livres on tobacco imported into the ports of France in foreign vessels;

\* For this statement see No. 57.

which duty has since been increased to 30 livres per quintal, when imported in foreign ships, and to 20 livres when in French ships; making a difference of 120 livres, or 22 dollars and 90 cents per hhd. of 1200 lbs. against the importation of tobacco into France in American vessels. This discriminating duty amounts, in fact, to the prohibiting of the importation of tobacco, in American vessels, into France.

Your committee further state that, by a late law, France has imposed a discriminating duty of 50 per cent. on the duties payable on sugar, coffee, cocoa and other West India goods, when imported in French ships, on similar goods when imported in foreign ships into her ports.

The committee take leave to exhibit, herewith, (No. 1) statements of exports, imports and tonnage, as they relate to France, Great Britain, and the United States. And a statement, (No. 2) shewing the exports from the United States, to the European ports of Great Britain and France, of the following articles, to wit:—

Pot and pearl ashes, ginseng, iron, pitch, rosin, rice, tobacco, tar, fish oil, turpentine, beeswax, and cotton, and the total value of exports to those nations, for the year 1802.

Sweden and Denmark have laws imposing discriminating duties highly favorable to their carrying trade. Spain, also, by its navigation laws, gives important advantages to its own shipping over those of foreign nations, trading to her ports. Holland, also, has her discriminating duties, which, in their consequences, are injurious to the commercial interest of the United States.

Two modes have presented themselves to your committee, to obviate the disadvantages resulting to the carrying trade of the United States, from the countervailing and discriminating duties already recited. The one to increase our discriminating duties, so as to meet the injuries now experienced from the operation of those and the countervailing duties of other nations. The other to relinquish our discriminating duties, (so far as they relate to goods, wares, and merchandise, the growth, produce or manufacture of the nation, to which the ship by whom the same are imported, may belong,) in favor of such foreign nation, as will agree to abolish such of their discriminating or countervailing duties, as are, in their operation, injurious to the interest of the United States.

The first mode would, in its consequences, lead to a commercial warfare between the United States and foreign nations. Admit, for instance, that the United States should increase her discriminating duties—will not foreign nations also increase theirs in every instance, and at every time the United States shall pursue their plan of increase? If so, your committee are at a loss to perceive what benefit could arise to the interest of the United States from such a system.

The second mode appears to your committee more consistent with the true interest, as well as with the peaceful disposition of the United States. They, therefore, submit the following resolution:

*Resolved*, That so much of the several acts, imposing duties on the tonnage of ships and vessels, and on goods, wares, and merchandise, imported into the United States, as imposes a discriminating duty of tonnage, between foreign vessels and vessels of the United States, and between goods imported into the United States, in foreign vessels and vessels of the United States, ought to be repealed, so far as the same respects the produce or manufacture of the nation to which such foreign ships or vessels may belong—such repeal to take effect in favor of any foreign nation, whenever the President shall be satisfied that the discriminating or countervailing duties of such foreign nation, so far as they operate to the disadvantage of the United States, have been abolished.

## No. 1.

*Statement of the exports of the United States, from the 1st of October, 1798, to the 30th of September, 1799.*

Great Britain,	-	-	-	-	-	-	-	26,546,987
France,	-	-	-	-	-	-	-	2,780,504
<i>From the 1st of October, 1799, to 30th September, 1800.</i>								
Great Britain,	-	-	-	-	-	-	-	27,310,289
France,	-	-	-	-	-	-	-	5,163,833
<i>From the 1st October, 1800, to 30th September, 1801.</i>								
Great Britain,	-	-	-	-	-	-	-	42,132,032
France,	-	-	-	-	-	-	-	11,261,751

*Statement of imports of goods subject to duties ad valorem, from the 1st October, 1799, to 30th September, 1800.*

Great Britain,	(American vessels)	-	-	-	-	-	-	28,656,738
Do.	(Foreign vessels)	-	-	-	-	-	-	2,451,096
								31,107,834
France,	(American vessels)	-	-	-	-	-	-	74,153
Do.	(Foreign vessels)	-	-	-	-	-	-	12,954
								87,107
Foreign No. of bushels of salt,		323,156						
American do.		860,902						
American tonnage for 1799,		-	-	-	-	-	-	626,495
Foreign, for the same year,		-	-	-	-	-	-	109,599
								736,094

## No. 2.

*Exports to the European Ports of Great Britain and France, for the year preceding the 30th. September, 1802.*

	ASHES.		Genseng.	Indigo.	IRON.		Fish Oil.	Pitch.	Rosin.
	Pot.	Pearl.			Bar.	Pig.			
	Tons.		Pounds.		Tons.		Gallons.	Barrels.	
Great Britain, - -	1,828	1,496	57,485	167,450	16	493	19,993	519	1,944
France, - - -	819	57	-	161,471	-	-	127,128	268	49

	Rice.	To- bacco.	Tar.	Tur- pentine.	Bees' Wax.	COTTON.		Total value of the exports to each country.
						Domestic.	Foreign.	
	Tierces.	Hhds.	Barrels.		Pounds.		Dollars.	
Great Britain, - -	29,703	31,478	13,131	36,332	88,630	21,015,006	2,458,919	16,467,238
France, - - -	7,186	16,216	797	173	27,182	1,156,924	750,945	7,611,287

[The following abstract was laid before the House of Representatives, by Mr. SAMUEL SMITH, January 27, 1803.]

*Abstract of the Exportation to the European Ports of Great Britain and France, of the following articles, in the years 1800, and 1801.*

	GREAT BRITAIN.		FRANCE.	
	In 1800.	In 1801.	In 1800.	In 1801.
Ashes, Pot, - - -	tons, -	5,993	5,221	514
Do. Pearl, - - -	do. -	884	1,094	39
Ginseng, - - -	lbs. -	115,819	65,462	
Indigo, - - -	do. -	363,466	254,208	45,864
Iron, Bar, - - -	tons, -	4		
Do. Pig, - - -	do. -	141	201	
Pitch, - - -	bbls. -	455	417	
Oil, Whale, &c. - -	gallons, -	19,706	19,642	13,685
Rosin, - - -	bbls. -	1,897	1,544	
Rice, - - -	tierces, -	58,787	50,617	2,724
Tobacco, - - -	hhds. -	38,765	55,750	5,006
Tar, - - -	bbls. -	43,628	50,228	4
Turpentine, - - -	do. -	31,504	34,021	
Wax, - - -	lbs. -	37,352	50,937	536
Cotton, domestic, - -	do. -	12,618,043	15,579,846	599,643
Do. foreign, - - -	do. -	3,561,470	3,373,219	245,085
Total value of all the exports to the dominions of England, - - -			19,951,620	31,135,748
Do. do. do. France, - - -			40,400	3,985,292

7th CONGRESS.]

No. 66.

[2d SESSION.]

## EXPORTS FOR THE YEAR ENDING SEPTEMBER 30, 1802.

COMMUNICATED TO THE HOUSE OF REPRESENTATIVES, JANUARY 17, 1803.

TREASURY DEPARTMENT, January 14th, 1803.

I have the honor to transmit, herewith, a statement of goods, wares, and merchandise, exported from the United States, during one year, prior to the first day of October, one thousand eight hundred and two, and amounting to seventy-one millions nine hundred and fifty-seven thousand one hundred and forty-four dollars.

The goods, wares, and merchandise, of foreign growth or manufacture, included in this statement, are estimated at thirty-five millions seven hundred and seventy-four thousand nine hundred and seventy-one dollars.

I have the honor to be, very respectfully, sir, your obedient servant,

ALBERT GALLATIN.

The Honorable the SPEAKER of the House of Representatives.

Exports of the United States, from the 1st of October, 1801, to the 30th September, 1802.

SPECIES OF MERCHANDISE.	Quantity, or Value.	SPECIES OR MERCHANDISE.	Quantity, or Value.
Ashes, Pot,	tons, 3,398	Mustard,	pounds, 2,012
Do. Pearl,	do. 1,785	Molasses,	gallons, 56,959
Apples,	barrels, 5,825	Mules,	number, 1,003
Beer, Ale, and Porter, in casks,	gallons, 60,595	Medicinal Drugs,	dollars, 15,037
Do. in bottles,	dozens, 5,499	Merchandise, and all articles not enumerated,	do. 14,906,081
Beef,	barrels, 61,520	Oil, Linseed,	gallons, 9,099
Biscuit or ship Bread,	do. 94,872	Do. Spermaceti,	do. 28,470
Do.	kegs, 36,167	Do. Whale and other Fish,	do. 379,976
Buckwheat,	bushels, 1,999	Oats,	bushels, 70,778
Barley,	do. 485	Peas,	do. 90,825
Bran and Shorts,	do. 616	Pork,	barrels, 78,239
Beans,	do. 13,314	Pitch,	do. 3,091
Butter,	pounds, 2,361,576	Potatoes,	bushels, 80,798
Boots,	pairs, 5,298	Poultry,	dozens, 6,683
Bricks,	number, 1,546,375	Rice,	fierces, 79,822
Bark, Essence,	gallons, 75	Rye,	bushels, 2,492
Corn, Indian,	bushels, 1,633,283	Rosin,	barrels, 3,189
Cheese,	pounds, 1,332,224	Spirits, Foreign,	gallons, 507,256
Coffee,	do. 36,501,998	Do. Domestic, from Foreign produce,	do. 747,939
Cocoa,	do. 3,878,526	Spirits, Domestic, from Domestic produce,	do. 58,533
Chocolate,	do. 20,117	Shoes and Slippers,	pairs, 59,432
Cotton,	do. 27,501,075	Skins and Furs,	dollars, 316,030
Coals,	bushels, 13,422	Saddlery,	do. 14,130
Candles, Wax,	pounds, 6,488	Silk, raw,	pounds, 7,735
Do. Spermaceti,	do. 135,637	Starch,	do. 1,789,302
Do. Tallow,	do. 1,077,988	Soap,	do. 61,061,820
Canyass or Sail Cloth,	pieces, 20	Sugar, Brown and other Clayed,	do. 118,468
Cables and Cordage,	cwt. 10,875	Do. Refined,	do. 12,157
Cards, Wool, and Cotton,	dozens, 1,090	Sheep,	number, 1,121
Do. Playing,	packs, 3,410	Ship Stuff,	cwt. 42,832
Copper and Brass, manufactured,	dollars, 107,030	Salt,	bushels, 43,161
Coaches and other Carriages,	do. 23,285	Snuff,	pounds, 5,422,144
Flour,	barrels, 1,156,248	Spices, Pepper,	do. 52,724
Fish, dried or smoked,	quintals, 440,954	Do. Pimento,	do. 120,021
Do. pickled,	barrels, 75,819	Do. all other,	dollars, 233,591
Do. do.	kegs, 13,229	Tobacco, manufactured,	pounds, 77,721
Furniture, household,	dollars, 92,343	Do. unmanufactured,	bhds. 32,863
Flaxseed,	bushels, 155,358	Tallow,	pounds, 37,497
Flax,	pounds, 7,482	Tar,	do. 38,764
Gunpowder,	do. 212,918	Turpentine,	do. 8,990
Ginseng,	do. 201,910	Do. Spirits,	gallons, 389,263
Hats,	dollars, 31,163	Tea, Bohea,	do. 613,312
Hams and Bacon,	pounds, 1,588,267	Do. Souchong,	do. 613,583
Hair Powder,	do. 12,542	Do. Hyson,	do. 278,380
Hops,	do. 60,866	Do. other Green,	bushels, 280,281
Hemp,	hundred, 4,310	Wheat,	pounds, 80,334
Hides, raw,	number, 953	Whalebone,	do. 223,912
Horned Cattle,	do. 9,039	Waxes,	do. 35,911
Horses,	do. 6,607	Wines, Madeira,	gallons, 1,248,315
Hogs,	do. 5,501	Do. all other,	do. 42,883
Iron, Pig,	tons, 535	Do. bottled,	dozens, 29,808,430
Do. Bar,	do. 100	Wood, Staves, and Heading,	number, 82,110,413
Do. Castings,	dollars, 21,106	Do. Shingles,	do. 3,831,809
Do. Manufactured and Steel,	do. 317,825	Do. Hoops and Poles,	do. 80,877,657
Indigo,	pounds, 493,220	Do. Boards, Plank, &c.	feet, 10,222
Lard,	do. 1,958,400	Do. Timber,	tons, 102,751
Leather,	do. 123,215	Do. all other and Lumber,	dollars, 100,601
Lead,	do. 241,978	Do. Oak Bark, and other Dye,	do. 164,831
Meal, Rye,	bushels, 33,292	Do. all manufactures of,	do.
Do. Indian,	do. 266,816		
Do. Buckwheat,	do. 3,260		
Do. Oat,	do.		

*A Summary of the Value and Destination of the Exports of the United States agreeably to the above statement.*

Russia, - - - - -	\$73,721	\$73,721
Prussia, - - - - -	150,920	150,920
Sweden, - - - - -	13,030	
Swedish West Indies, - - - - -	262,219	275,256
Denmark, - - - - -	638,911	
Danish West Indies, - - - - -	1,082,574	1,721,485
United Netherlands, - - - - -	5,051,480	
Dutch West Indies and American Colonies, - - - - -	915,378	5,966,858
England, Man, and Berwick, - - - - -	13,086,494	
Scotland, - - - - -	2,063,253	
Ireland, - - - - -	842,583	
Gibraltar, - - - - -	383,688	
Guernsey, Jersey, Sark, and Alderney, - - - - -	91,220	
British East Indies, - - - - -	83,489	
British West Indies, - - - - -	6,689,490	
British American Colonies, - - - - -	576,929	
Newfoundland, - - - - -	107,945	
Imperial Ports of the Austrian Netherlands and Germany, - - - - -	121,742	23,925,091
Hamburg, Bremen, &c. - - - - -	6,107,750	121,742
France, - - - - -	7,611,287	
French West Indies, - - - - -	6,710,889	
Bourbon and Mauritius, - - - - -	153,261	6,107,750
Spain, - - - - -	2,920,115	
Teneriffe and other Canaries, - - - - -	184,442	
Honduras, Campeachy, and Mosquito shore, - - - - -	32,062	
Spanish West Indies, - - - - -	5,777,685	
Floridas and Louisiana, - - - - -	2,075,614	
Other Spanish American Colonies, - - - - -	237,941	14,475,437
Portugal, - - - - -	1,541,085	
Madeira, - - - - -	481,053	
Fayal and the other Azores, - - - - -	42,254	
Cape de Verds, - - - - -	95,268	
Coast of Brazil, - - - - -	1,041	11,227,859
Italy, - - - - -	-	2,160,701
Morocco and Barbary States, - - - - -	-	2,423,935
Cape of Good Hope, - - - - -	-	63,932
China, and East Indies, generally, - - - - -	-	240,286
West Indies, generally, - - - - -	-	877,267
Europe, - - - - -	-	1,261,122
Africa, generally, - - - - -	-	316,022
Northwest Coast and South Seas, - - - - -	-	407,053
		160,797
Total, - - - - -		\$71,957,144

*A Summary of the Value of Exports from each State.*

From New Hampshire, - - - - -	\$565,394
Vermont, - - - - -	31,479
Massachusetts, - - - - -	13,492,632
Rhode Island, - - - - -	2,433,363
Connecticut, - - - - -	1,606,806
New York, - - - - -	13,792,276
New Jersey, - - - - -	26,227
Pennsylvania, - - - - -	12,677,475
Delaware, - - - - -	440,504
Maryland, - - - - -	8,006,290
Virginia, - - - - -	4,660,361
North Carolina, - - - - -	659,390
South Carolina, - - - - -	10,639,365
Georgia, - - - - -	1,854,951
Kentucky, - - - - -	626,673
Territory of the United States, - - - - -	443,955
Total, - - - - -	\$71,957,144

TREASURY DEPARTMENT, *Register's Office*, January, 13, 1803.JOSEPH NOURSE, *Register*.

7th CONGRESS.]

No. 67.

[2d SESSION.]

## DISCRIMINATING AND COUNTERVAILING DUTIES.

COMMUNICATED TO THE HOUSE OF REPRESENTATIVES, JANUARY 24, 1803.

*To the Honorable the Senate and House of Representatives of the United States, the Memorial of the Chamber of Commerce of the City of New York, respectfully shews:*

That your memorialists view with much alarm the renewal of an attempt to repeal the acts making discrimination between American and foreign duties on imports and tonnage, and pray leave to submit to the consideration of Congress the following objections:

First. It will diminish the revenue to an amount, which, taking past years as the guide, would not be less than \$450,000 per annum.

Secondly. It will essentially injure the commerce of the United States, as its effects will be, by opening the market for freight to the lowest bidder, to shift the carrying trade from the hands of our own merchants into those of foreigners. This, your memorialists believe, will appear from the following considerations:

First. Foreigners build their vessels much cheaper than we can do. From actual calculation it is found, that a vessel built of European oak, and equal to those built of our live oak (which, besides, is nearly exhausted) costs, when equipped for sea, at the rate of \$36½ per ton; and if built in Finland, of their fir, of which they have abundance, equal in duration to our common oak, and fitted for sea in the same manner, she will cost at the rate of \$19 per ton; while the American vessel, built of our common oak, and not so well equipped, will cost at the rate of from 40 to \$45 per ton; but if built of live oak and cedar, she will cost at the rate of from 50 to \$55 per ton.

Secondly. The materials composing equipment, such as iron, hemp, sail cloth, &c. are all cheaper abroad than they are here, and the price of labor for working them, is supposed to be 50 per cent. less there than in the United States.

Thirdly. Foreigners navigate cheaper, seamen's wages are lower, and many of their crews consist of apprentices, without wages. The apprentice act of Great Britain, renders it incumbent on every owner, or master of a vessel, to take with him a certain number of apprentices; and this they find so advantageous, that they frequently double or treble that number, more especially vessels from the north of England. Every merchant engaged in commerce, knows that the Hollanders, Hamburgers, Danes, Swedes, &c. man their vessels with a still greater proportion of apprentices, and in the cheapness of their living, clothing, &c. they have a very material advantage over the vessels of the United States.

Thus, it appears, that foreigners can build cheaper, equip cheaper, and sail their vessels cheaper, than we can; and, it may be added, that Europeans are generally satisfied with a less gain than the American merchant can afford to receive.

Lastly. Although it has been said, that for us to meet the advance on the part of Great Britain, and to repeal our countervailing acts, would place the two nations on an equal footing, yet your memorialists conceive, that while Great Britain retains her present navigation act, this would be very wide of the truth. We, on our part, should thus permit Great Britain to bring hither, not only goods, the growth or manufacture of that country, but of all others, while on her part, by the navigation act we have just referred to, we shall be expressly confined to the carriage of goods, the growth or manufacture of the United States. To this may be added, that British vessels would then bring a cargo from their own country to this, take a freight here to their colonies, where our vessels are not admitted, and from thence a third freight home, making thus three freights in one voyage. The value of the importation cargoes is so much greater than the value of our exportation dutiable cargoes, that the extra duties paid by the foreigner, are in many cases equal, and, in some cases, more than equal to the whole freight; so that the acts which are now proposed to be abolished, operate nearly as a prohibition to the foreigner, and leaves us, in a measure, without competitors in our own market. After all that has been said, it hardly needs to be added, that if our ports are thrown open to foreign, on the same terms with our own vessels, as by this repeal is contemplated, (for it is in vain to attempt to confine the measure to the British) they will crowd our wharves, underbid our freight, monopolize the markets, and leave the American vessels idly to rot in our docks. Your memorialists have, therefore, no hesitation in declaring, that in their opinion, this measure will be a fatal blow to the American carrying trade. It would be easy to shew in the detail, that this would, in its consequences, prove extremely injurious to the agricultural and the mechanical classes of our citizens. A few general observations only will be indulged.

First, as to the agricultural. Although, generally speaking, freight is paid by the consumer, and therefore it may be said, it is immaterial to the farmer, how high, or how low it may be, yet this is not the case when the demand ceases or slackens; it then falls back on the husbandman. But to transfer our carrying trade to foreigners, will be to lessen very much the chance of the demand.

The active enterprize of the American merchants, is constantly looking abroad to every part of the world for a market, and if it is any where to be found, or if there is only a reasonable presumption that it may be found, the farmer meets with a ready vent for his produce. Perhaps the calculations of the merchant may be disappointed, and he even ruined, yet the misfortune reaches not the farmer; he has the same benefit of a good market. But, should the American vessels once disappear, he must then be entirely at the mercy of chance adventures for a market; and when the demand is not very great, the price of the freight will be deducted from the article itself. All this must necessarily tend essentially to lessen the value of the farmer's produce.

Secondly, as to the mechanical. That numerous class of mechanics who are connected with ship building, the carpenter, the blacksmith, the sailmaker, the ropemaker, &c. will of course be deprived of employment; their labor will be neither wanted nor paid for.

To conclude. Our ships being thus banished from our shores, we shall no longer furnish a nursery for our seamen, but that valuable class of citizens will be driven to seek for their bread in other countries; and in any future European wars which may happen, and which are constantly liable to happen, we shall find ourselves without seamen or ships, to avail ourselves of that neutral position, which reflection and experience equally warrant us in calculating upon as one of the blessings allied to our remote and secure situation.

On the whole, your memorialists cannot refrain from expressing the belief with which they are strongly impressed, that to repeal the discriminating laws which have operated so happily to increase our navigation and commerce, would be a measure highly prejudicial to various and important interests in the community, detrimental to the revenues of the country, and in a national point of view, extremely impolitic. They therefore pray that the repeal may not take place.

J. H. LAURENCE, Secretary.

JOHN MURRAY.

NEW YORK, January 15, 1803.



7th CONGRESS.]

No. 68.

[2d SESSION.]

## DISCRIMINATING DUTIES AND SHIP BUILDING.

COMMUNICATED TO THE HOUSE OF REPRESENTATIVES, JANUARY 27, 1803.

*To the Honorable the Senate and House of Representatives of the United States, the Memorial of the Mechanics of the City of New York, and others concerned in the building or equipment of vessels, respectfully shows:*

That your memorialists cannot observe, without much anxiety, that it is now proposed to Congress to repeal all discriminating duties between this country and Great Britain, so as to admit the vessels of that nation, and, in the end, the vessels of all foreign nations, to enter our ports on equal terms with our own. As it is certain, in the judgment of your memorialists, that foreigners can build their vessels cheaper, equip them cheaper, and navigate them cheaper than we can do, the consequence must be, that they can afford to enter, and will enter our ports, and take the carrying trade from our merchants, by underbidding them for freight; our carrying trade being thus shifted from our own to foreign countries, the necessary effect will be to produce a very material, if not a total stagnation in our ship building; and that numerous class of mechanics, who are concerned in either building or equipping of vessels, must cease to find that employment in their own country, which they have hitherto done. They therefore pray that the proposed repeal may not take place.

THOS. WRIGHT, &amp; others.

NEW YORK, January 18, 1803.

7th CONGRESS.]

No. 69.

[2d SESSION.]

## DISCRIMINATING DUTIES AND SHIP BUILDING.

COMMUNICATED TO THE HOUSE OF REPRESENTATIVES, JANUARY 28, 1803.

*To the Honorable the Senate and House of Representatives of the United States in Congress assembled, the Memorial of the undersigned, merchants and others, of Newburyport, in the district of Massachusetts, respectfully shows:*

That they, in common with their fellow citizens in this quarter of the United States, have long gratefully realised the benefits resulting from the discrimination made by law in favor of American shipping. The inhabitants of this town and vicinity, having been always largely concerned in ship building, feel an additional and peculiar interest in this subject. It is, therefore, with the deepest regret they have lately understood, that it is contemplated to repeal the laws which create this distinction, and to admit into our ports the ships of foreign nations, on the same terms with those of our own country. Under the operation of these salutary laws, the commerce of the United States has been increased beyond the most sanguine expectations. Aided by our neutral character, we have been, during the late war, the principal carriers of Europe; and the rapid increase of our navigation, has kept pace with this extraordinary demand, and enabled us to vie with the most wealthy nations on the globe. The return of peace must naturally deprive us of a large part of this carrying trade, and consequently leave us with a surplus of shipping. In addition to this, we hear from the highest authority, that in some parts of Europe, monopolising discriminations are already introduced, which tend still further to exclude us from this trade, and even "effectually to prohibit the carrying thither our own produce in our own vessels." If, under all these embarrassments, foreigners are to be admitted freely into our ports, and to participate with us in the small remainder of our trade, we feel the most serious apprehensions that our ships will soon lie rotting at our wharves; our hardy seamen will be driven abroad for employment and support; our mechanics and tradesmen will remain idle at home, and every class of citizens will be involved in this ruin and destruction of our commerce.

It has been the policy of every commercial nation, to encourage, by all the means in their power, their own navigation, to the exclusion of foreigners; not only as a source of wealth in peace, but as a nursery for seamen, which constitute their strength and security in war. The United States, it is believed, must, and will be a commercial people; they will, therefore, always need a naval power, which will form at once the protection of their commerce, and the best and almost only security of their extended and defenceless sea coast.

Impressed with these sentiments, your memorialists beg leave respectfully, and most earnestly, to remonstrate against the proposed repeal of the laws, which impose a discriminating duty on tonnage between foreign vessels and those of the United States, and between goods imported in foreign vessels and in those of the United States.

While thus exercising the common right of citizens, freely and peaceably to express our sentiments on every important public measure, and particularly to remonstrate against such as we apprehend may prove injurious to ourselves; we feel peculiarly encouraged to object to the above measure, as it is avowedly intended for the benefit of these Northern States, confident that the representatives of a free and enlightened people, will always hear with patience, and consider with candor, the opinions of their constituents.

NEWBURYPORT, January 12, 1803.

THOMAS CARTER, &amp; others.

I hereby certify, that of upwards of sixteen thousand tons of shipping, belonging to, and owned in Newburyport and its vicinity, the owners of about three thousand tons are absent, and that the subscribers to the enclosed remonstrance are owners of about twelve thousand five hundred tons—and, also, that a large portion of the subscribers are masters of mechanical arts which relate to ship building.

EBENEZER STOCKER,

President of the Newburyport Marine Insurance Company.

NEWBURYPORT, January, 14th, 1803.

7th CONGRESS.]

No. 70.

[2d SESSION.]

## REVISION OF THE ACT FOR REGISTERING AND RECORDING VESSELS.

COMMUNICATED TO THE HOUSE OF REPRESENTATIVES, JANUARY 28, 1803.

*To the honorable the Senate and House of Representatives of the United States in Congress assembled, the Chamber of Commerce of the city of Philadelphia, respectfully represents:*

That the mercantile interest of the United States, is deeply affected by a construction which has lately obtained at the office of the customs for the port of Philadelphia, of the fourteenth section of the act of Congress, passed on the 31st December, 1792, entitled "An act concerning the registering and recording of ships or vessels."

By that section it is provided, that when any vessel of the United States, duly registered, shall, in whole, or in part, be sold or transferred to a citizen or citizens of the United States, she shall be registered anew by her former name, (otherwise she shall cease to be deemed a vessel of the United States,) and her former certificate of registry shall be delivered up to the collector of the port, at the time of making application for a new one, to be by him transmitted to the Register of the Treasury, to be cancelled: And in every such case of sale or transfer, there shall be some instrument in the nature of a bill of sale, which shall recite at length the certificate of registry, otherwise such vessel shall be incapable of being registered anew: and in every case in which a vessel is required to be registered anew, if she be not so registered, she shall not be entitled to any of the privileges of a vessel of the United States.

The understanding which has uniformly prevailed among the mercantile interest, has been, that this section applies not to the transfer of vessels while at sea, but only while in port. That the latter only was contemplated by Congress, in framing some of the parts of the act, is obvious: That no other was intended to be embraced by the provisions of the 14th section, appears to your memorialists to be sufficiently plain, because it is required by that section, that the former certificate of registry shall be delivered up at the time application is made for a new one, and the collector cannot grant such new one till this requisite is complied with. But, as the certificate of registry must necessarily be on board of the vessel during her voyage, such condition cannot be performed in the instance of the transfer of a vessel thus circumstanced.

As it cannot be presumed that Congress intended to impose upon the citizen the performance of an impossible act, and as in the exposition of laws, such construction should be given as will tend to support the intention of the Legislature, and the rules of reason and justice, your memorialists conceive that the section above alluded to, should only be taken to extend to the transfer of vessels while in port.

This construction is strengthened by a comparison of this with other parts of the same law. The 17th section evidently refers to changes of property which may have taken place subsequent to the granting of the register, without affecting its validity; and as a new register must doubtless be taken out on every change of property made while the vessel is in port, it follows that the changes referred to, must be such as have taken place while the vessel was at sea.

If, however, the construction thus adopted by your memorialists be not correct, and the transfer contemplated by the 14th section extends as well to those made at sea as in port, still they conceive, that a vessel transferred while on a foreign voyage, to citizens of the United States, will not cease to retain her privileges as an American vessel, if at her return, a bill of sale, executed in the form prescribed by law, is exhibited to the officers of the customs, her former register delivered up, and a new one taken out. No time is expressly limited within which the new registry shall be made; but, as the former certificate is to be delivered up at the time application is made for a new one, it would seem to be sufficiently early, if made upon the return of the vessel from her voyage.

The construction, however, which obtains at the office of customs, is, that a sale vacates the former registry, and as a new one cannot be obtained while the vessel is abroad, a transfer, either in whole or in part, even to citizens of the United States, of a vessel while she is on a foreign voyage, subjects her, on her return, to the payment of foreign duties.

This construction does not appear to your memorialists to be warranted by the letter of the act of Congress, and is manifestly contrary to its spirit and policy. The object of the Legislature in its commercial regulation, has been to confine the privileges of trade as much as possible to vessels built within the United States, and owned exclusively by American citizens. Such a policy is doubtless founded in wisdom, and has been productive of beneficial consequences to the nation, by extending and increasing its commerce and shipping; but the construction thus given to the fourteenth section of the registering act, so far from tending to advance that object, must necessarily tend to prohibit all transfers of vessels while at sea; a result equally repugnant to the rights of property, the freedom of commerce, and the national interest.

The uniform understanding and practice of the mercantile part of the community is equally at variance with such a construction. In the port of Philadelphia, (and, as your memorialists are informed, in other commercial cities of the United States,) the transfer of vessels while on a voyage, has been usual and frequent, and never until a late period, have such vessels, to the knowledge of your memorialists, been subjected to the payment of foreign duties. Such transfers are frequently necessary, for the preservation of the credit of the owners, and the security of the creditors, and a prohibition of them would produce much embarrassment to individuals, as well as to the commercial interest in general.

If, however, your honorable body shall be of opinion, that the construction given by the officers of the customs to the 14th section of that act is correct, yet, as from the ambiguity of the law, and the uniform understanding and uninterrupted practice of merchants, many of the citizens of the city of Philadelphia, and other cities of the United States, have been unguardedly, but innocently induced to make and receive transfers of vessels, while at sea, and as by the payment of foreign duties, they will be subjected to great loss and damage, your memorialists respectfully pray, that your honorable body will take this important subject into consideration, and that a law may be enacted, protecting them, and others in similar circumstances, from the payment of other duties than by law are payable by vessels duly registered.

On behalf of the Chamber of Commerce.

THOS. FITZSIMONS, *President.*

PHILADELPHIA, January 24, 1803.

7th CONGRESS.]

No. 71.

[2d SESSION.

FISH EXPORTED, BOUNTIES AND ALLOWANCES PAID, TONNAGE EMPLOYED IN THE  
COD AND WHALE FISHERIES, AND THE DUTIES ON TONNAGE FOR THE YEARS  
1791 TO 1800.

COMMUNICATED TO THE HOUSE OF REPRESENTATIVES, FEBRUARY 1, 1803.

TREASURY DEPARTMENT, *January 29, 1803.*

SIR:

I have the honor to enclose a statement, prepared in obedience to the resolution of the House of Representatives, of the 24th instant.

The duties paid on the importation of foreign fish, being laid on the value and not on the quantities, there are no documents in this department by which those quantities can be ascertained.

As the number of seamen employed in the cod fishery could not be ascertained, for each of the ten years embraced in the statement, without delaying for a considerable time the report, it was thought best to transmit at present only the number employed for the year 1800; which, by a comparison of the tonnage for that year, with that for each of the preceding years, will show, without any material error, the number of seamen employed during each year. The general result gives an annual average of about 33,000 tons, and 5,000 seamen, employed in the cod fishery.

I have the honor to be, very respectfully, sir, your obedient servant,

ALBERT GALLATIN.

*The honorable the SPEAKER of the House of Representatives.*

*An Abstract of the quantity of Fish exported from the United States; the amount of Bounties and Allowances paid; also, the Tonnage of vessels employed in the Cod and Whale Fisheries; and the duties accruing thereon, for the years 1791 to 1800, inclusive.*

YEARS.	FISH EXPORTED.			* Bounties on Fish and Provisions exported.	Allowances to vessels employed in the Fisheries.	Tonnage employed in the Cod Fishery.	Tonnage employed in the Whale Fishery.	Duties on Tonnage.
	Quintals.	Barrels.	Kegs.					
	Number.	Number.	Number.					
1791	383,237	57,424	—	27,787	—	32,542	† —	651
1792	364,898	48,277	—	44,772	—	32,062	—	641
1793	372,825	45,440	—	16,731	72,965	38,177	—	764
1794	436,907	36,929	—	13,768	93,769	23,121	4,129	711
1795	400,818	55,999	—	14,855	66,280	30,939	3,163	809
1796	377,713	84,558	5,256	16,999	76,890	36,556	2,364	873
1797	406,016	69,782	7,351	12,399	80,476	40,423	1,104	875
1798	411,175	66,837	6,220	19,220	94,684	40,964	763	865
1799	428,495	63,542	15,993	20,769	128,606	31,003	529	656
1800	392,726	50,388	12,403	18,325	87,853	25,787	652	555

\* This column includes the payments made for bounties, on the exportation of both fish and salted provisions; and from the informality with which several of the collector's returns are made out, the payments in many instances being blended together, it is impossible to make a correct discrimination.

† The documents in the Treasury do not distinguish the tonnage employed in the whale fishery, prior to the year 1794, and those only enrolled vessels.

The number of men employed in the cod fishery, for the year 1800, was 3,841, which would give on the average of ten years, between 4 and 5,000 men per annum.

None of the returns show the number of men employed in the whale fishery.

TREASURY DEPARTMENT, *Register's Office, January 28, 1803.*

JOSEPH NOURSE, *Register.*

7th CONGRESS.]

No. 72.

[2d SESSION.

IMPORTS FOR THE YEAR ENDING SEPTEMBER 30, 1801.

COMMUNICATED TO THE HOUSE OF REPRESENTATIVES, FEBRUARY 9, 1803.

TREASURY DEPARTMENT, *February 8th, 1803.*

SIR:

In conformity to a resolution of the House of Representatives, of May 29th, 1798, I have the honor to transmit herewith, two statements of the importations in American and foreign vessels, commencing the 1st of October, 1800, and ending on the 30 of September, 1801.

I have the honor to be, very respectfully, sir, your obedient servant,

ALBERT GALLATIN.

*The honorable the SPEAKER of the House Representatives.*

Statement of Goods, Wares, and Merchandise, imported into the United States, in American Vessels, from the 1st of October, 1800, to the 30th of September, 1801.

FROM WHENCE IMPORTED.	GOODS SUBJECT TO DUTIES AD VALOREM.			ARTICLES PAYING SPECIFIC DUTIES.			
	VALUE OF GOODS.			WINES.			
	At 12½ per cent.	At 15 per cent.	At 20 per cent.	Madeira.	Burgundy.	Sherry.	All other.
	Dollars.			Gallons.			
Russia, - - - -	1,094,253	9,948	402	-	-	-	31
Sweden, - - - -	87,895	161	103	-	-	-	-
Swedish West Indies, - - - -	5,239	189	-	5	-	-	267
Total, - - - -	93,134	350	103	5	-	-	267
Denmark and Norway, - - - -	192,267	234	263	-	-	-	-
Danish West Indies, - - - -	6,190	3,887	1,614	371	24	-	254
Total, - - - -	198,457	4,121	1,897	371	24	-	254
United Netherlands, - - - -	969,906	218,590	95,759	9	2,339	-	22,828
Dutch West Indies, - - - -	11,904	3,799	12	122	-	-	443
Dutch East Indies, - - - -	38,460	39,646	-	470	-	-	122
Total, - - - -	1,020,270	262,035	95,771	601	2,339	-	23,393
England, Man, and Berwick, - - - -	24,393,279	7,238,668	183,826	108	18	45	23,451
Scotland, - - - -	2,904,110	342,091	13,815	-	-	-	3,370
Ireland, - - - -	939,335	17,189	31,406	-	-	-	1,872
Gibraltar, - - - -	2,071	2,454	-	-	-	930	4,635
Guernsey, Jersey, &c. - - - -	69,012	5,687	1,994	-	-	-	-
Cape of Good Hope, - - - -	-	6,277	-	-	-	-	9,738
British African Ports, - - - -	11,129	1,379	-	-	-	53	-
British East Indies, - - - -	3,386,905	67,286	-	1,885	-	-	114
British West Indies, - - - -	81,080	47,938	1,259	1,570	-	355	2,160
Newfoundland, &c. - - - -	6,618	619	32	-	-	-	-
British American colonies, - - - -	70,458	10,620	155	10,989	-	54	428
Total, - - - -	31,863,997	7,740,208	232,487	14,552	18	1,437	45,768
Imperial Ports, - - - -	34,404	24,020	2,213	-	-	-	112
Hamburg, Bremen, &c. - - - -	1,913,111	202,113	86,675	-	452	-	15,370
France, - - - -	223,121	102,012	1,309	210	92	-	317,352
French West Indies, - - - -	14,411	47,415	47	278	-	-	79
Total, - - - -	237,532	149,427	1,356	488	92	-	317,431
Spain, - - - -	476,150	438,465	989	-	-	18,730	768,118
Teneriffe and other Canaries, - - - -	2,285	147	276	13,096	-	1,142	252,434
Honduras, Campeachy, &c. - - - -	715	979	54	-	-	-	-
Spanish West Indies, - - - -	32,681	18,391	107	322	-	-	87
Manilla and Philippine Isles, - - - -	114	5,112	-	-	-	-	-
Floridas and Louisiana, - - - -	28,194	8,639	44	354	-	64	1,897
Other Spanish American Colonies, - - - -	192,354	6,792	63	794	-	-	-
Total, - - - -	732,493	478,525	1,533	14,566	-	19,936	1,022,536
Portugal, - - - -	47,372	60,009	180	-	-	92	295,208
Madeira, - - - -	18,852	16,212	237	228,197	-	-	4,523
Fayal and other Azores, - - - -	70	740	-	519	-	-	54,436
Cape de Verd Islands, - - - -	4,524	1,351	340	8,479	-	-	391
Coast of Brazil, - - - -	-	9	-	-	-	-	-
Total, - - - -	70,818	78,321	757	237,195	-	92	354,558
Italy, - - - -	261,749	217,161	541	-	-	-	100,569
China and East Indies, generally, - - - -	1,471,229	123,200	873	21	-	-	16
West Indies, generally, - - - -	13	64	-	56	-	-	77
Africa, generally, - - - -	11,595	131	82	-	-	-	-
Europe, generally, and uncertain ports, - - - -	6,922	10,002	553	-	-	-	16
South Seas, - - - -	-	30	-	-	-	-	-
Grand Total, - - - -	39,009,977	9,299,656	425,243	267,855	2,925	21,465	1,880,298

STATEMENT OF IMPORTS—Continued.

FROM WHENCE IMPORTED.	ARTICLES PAYING SPECIFIC DUTIES.						
	FOREIGN SPIRITS.		U. S. SPIRITS.		Molasses.	Beer, Ale, & Porter.	TEA.
	From Grain.	From other materials.	From Molasses.	Domestic Produce.			Bohea.
	Gallons.						Pounds.
Russia, - - - -	-	-	-	-	-	14	
Sweden, - - - -	-	24,902	-	-	2,275	-	5,309
Swedish West Indies, - - - -	-	24,902	-	-	2,275	-	5,309
<b>Total,</b> - - - -	-	24,902	-	-	2,275	-	5,309
Denmark and Norway, - - - -	-	913,124	-	-	49,930	-	43,139
Danish West Indies, - - - -	-	913,124	-	-	49,930	-	43,129
<b>Total,</b> - - - -	-	913,124	-	-	49,930	-	43,129
United Netherlands, - - - -	747,313	1,940	-	-	-	26,740	
Dutch West Indies, - - - -	-	319,344	-	-	671,667	14	
Dutch East Indies, - - - -	343	3,233	-	-	60	-	55,764
<b>Total,</b> - - - -	747,656	324,517	-	-	671,727	26,754	55,764
England, Man, &c. - - - -	1,442	209	3,047	-	-	143,598	
Scotland, - - - -	17,096	-	-	-	-	16,128	
Ireland, - - - -	10	-	-	-	-	37	
Gibraltar, - - - -	-	2,518	-	-	-	-	
Guernsey, Jersey, &c. - - - -	-	-	-	-	-	-	
Cape of Good Hope, - - - -	-	1,137	-	-	-	-	
British African ports, - - - -	-	-	-	-	-	-	
British East Indies, - - - -	-	-	-	-	-	-	88
British West Indies, - - - -	233	3,350,166	-	337	1,347,009	114	36,616
Newfoundland, &c. - - - -	5,818	-	-	-	-	-	
British American colonies, - - - -	-	1,655	-	-	178	452	33
<b>Total,</b> - - - -	24,599	3,355,685	3,047	337	1,347,187	160,329	36,737
Imperial Ports, - - - -	-	-	-	-	-	-	
Hamburg, Bremen, &c. - - - -	23,463	13,109	-	-	-	9	
France, - - - -	12,772	185,328	-	-	-	-	
French West Indies, - - - -	-	429,331	-	-	331,369	-	41
<b>Total,</b> - - - -	12,772	614,659	-	-	331,369	-	41
Spain, - - - -	-	770,016	-	-	-	-	1,015
Teneriffe and other Canaries, - - - -	563	470	-	-	-	-	
Honduras, Campeachy, &c. - - - -	-	-	-	-	-	-	
Spanish West Indies, - - - -	-	36,312	-	-	2,710,765	-	3,756
Manilla and Philippine Islands, - - - -	-	-	-	-	139	-	26
Floridas and Louisiana, - - - -	122	8,073	-	-	348	462	4,405
Other Spanish American Colonies, - - - -	-	5	-	-	1,059	-	29
<b>Total,</b> - - - -	685	814,876	-	-	2,712,311	462	9,231
Portugal, - - - -	-	302	-	-	-	26	
Madeira, - - - -	-	335	-	-	-	2,742	
Fayal and other Azores, - - - -	-	-	-	-	-	-	
Cape de Verd Islands, - - - -	-	133	202	-	-	-	
Coast of Brazil, - - - -	-	-	-	-	-	-	
<b>Total,</b> - - - -	-	770	202	-	-	2,768	
Italy, - - - -	-	31,672	-	-	-	-	2,349
China and East Indies, generally, - - - -	-	24	-	-	-	-	1,227,703
West Indies, generally, - - - -	-	356	-	-	-	-	
Africa, - - - -	-	-	-	-	-	-	
Europe, generally, and uncertain ports, - - - -	-	1,006	-	-	-	116	
South Seas, - - - -	-	-	-	-	-	-	
<b>Grand Total,</b> - - - -	809,175	6,094,700	3,249	337	5,114,799	190,452	1,380,273

## STATEMENT OF IMPORTS—Continued.

FROM WHENCE IMPORTED.	ARTICLES PAYING SPECIFIC DUTIES.						
	TEAS.			Coffee.	Cocoa.	Choco- late.	Sugar, Brown.
	Souchong.	Hyson.	Other Green.				
	Pounds.						
Russia, - - - -	-	6	-	-	-	-	-
Sweden, - - - -	-	-	-	48,653	4,894	7	1,460,116
Swedish West Indies, - - - -	-	-	-	-	-	-	-
Total, - - - -	-	-	-	48,653	4,894	7	1,460,116
Denmark and Norway, - - - -	-	-	-	-	-	-	-
Danish West Indies, - - - -	30	328	8,081	581,273	45,369	-	7,369,682
Total, - - - -	30	328	8,081	581,273	45,369	-	7,369,682
United Netherlands, - - - -	-	1,234	-	-	-	150	-
Dutch West Indies, - - - -	-	-	-	1,635,654	1,499,412	145	2,813,089
Dutch East Indies, - - - -	21,813	1,667	-	11,399,664	-	-	2,612,259
Total, - - - -	21,813	2,991	-	13,035,318	1,499,412	295	5,425,348
England, Man, &c. - - - -	89	137	-	6	-	-	60
Scotland, - - - -	-	-	-	-	-	-	-
Ireland, - - - -	-	12	-	-	-	2	28
Gibraltar, - - - -	-	-	-	-	-	-	-
Guernsey, Jersey, &c. - - - -	-	-	-	-	-	-	-
Cape of Good Hope, - - - -	1,292	-	-	-	-	-	-
British African Ports, - - - -	-	-	-	-	-	-	-
British East Indies, - - - -	2,670	81,973	-	28,617	-	-	3,737,963
British West Indies, - - - -	1,317	1,262	4,588	408,244	225,250	9	1,719,548
Newfoundland, &c. - - - -	-	-	-	-	-	-	-
British American colonies, - - - -	8	63	391	59,398	93,548	50	26,145
Total, - - - -	5,376	83,447	4,979	496,265	318,798	61	5,483,744
Imperial Ports, - - - -	-	-	-	-	-	-	-
Hamburg, Bremen, &c. - - - -	-	2	-	-	-	2	-
France, - - - -	-	-	-	-	-	27	-
French West Indies, - - - -	178	1,057	68	35,500,952	411,220	326	19,946,792
Total, - - - -	178	1,057	68	35,500,952	411,220	353	19,946,792
Spain, - - - -	-	385	-	1,483	31,795	53	-
Teneriffe and other Canaries, - - - -	-	-	-	-	-	-	-
Honduras, Campeachy, &c. - - - -	-	-	-	-	-	-	-
Spanish West Indies, - - - -	-	-	-	827,869	595,606	773	30,974,111
Manilla and Philippine Isles, - - - -	657	314	-	4,603	-	-	806,779
Floridas and Louisiana, - - - -	563	805	779	25,822	-	-	891,469
Other Spanish American colonies, - - - -	-	-	-	121,377	1,766,767	544	300,872
Total, - - - -	1,220	1,504	779	981,154	2,395,168	1,369	32,973,231
Portugal, - - - -	-	-	-	-	-	-	-
Madeira, - - - -	-	-	-	-	-	-	-
Fayal and other Azores, - - - -	-	-	-	-	-	-	21,373
Cape de Verd Islands, - - - -	-	-	-	-	-	-	-
Coast of Brazil, - - - -	-	-	-	532	-	-	16,890
Total, - - - -	-	-	-	532	-	-	38,263
Italy, - - - -	-	-	-	-	-	-	-
China and East Indies, generally, - - - -	644,591	439,318	1,206,110	-	-	-	747,213
West Indies, generally, - - - -	-	-	-	3,161	-	-	15,442
Africa, generally, - - - -	-	-	-	2,647	-	-	-
Europe, generally, and uncertain ports, - - - -	-	-	-	-	38	-	23,378
South Seas, - - - -	-	-	-	-	-	-	-
Grand Total, - - - -	673,208	528,653	1,220,017	50,649,955	4,674,899	2,087	73,483,209

## STATEMENT OF IMPORTS—Continued.

FROM WHENCE IMPORTED.	ARTICLES PAYING A SPECIFIC DUTY.						
	SUGARS.		CANDLES.		Cheese.	Soap.	Pepper.
	Loaf.	All other.	Tallow.	Wax, &c.			
	Pounds.						
Russia, - - - - -	-	-	75,681	-	-	2,262	
Sweden, - - - - -	-	-	-	-	-	-	
Swedish West Indies, - - - - -	-	40	-	-	-	-	31,013
Total, - - - - -	-	40	-	-	-	-	31,013
Denmark and Norway, - - - - -	-	-	34,386	-	-	-	
Danish West Indies, - - - - -	-	145,193	-	-	-	700	529
Total, - - - - -	-	145,193	34,386	-	-	700	529
United Netherlands, - - - - -	129	-	31	-	516,937	50	
Dutch West Indies, - - - - -	-	13,982	-	95	-	162	107
Dutch East Indies, - - - - -	979	16,787	8	-	-	-	2,506,499
Total, - - - - -	1,108	30,769	39	95	516,937	212	2,506,606
England, Man, &c. - - - - -	8,679	66	28,794	582	39,551	10,530	3,321
Scotland, - - - - -	-	-	499	-	149	-	
Ireland, - - - - -	-	-	561	-	5,538	1,342	
Gibraltar, - - - - -	-	-	-	-	-	-	
Guernsey, Jersey, &c. - - - - -	-	-	-	-	-	-	
Cape of Good Hope, - - - - -	-	-	-	-	-	-	
British African Ports, - - - - -	-	-	-	-	-	-	
British East Indies, - - - - -	621	47,389	-	-	-	-	954,236
British West Indies, - - - - -	-	51,750	-	-	-	193	24,157
Newfoundland, &c. - - - - -	-	-	-	-	1,943	-	
British American colonies, - - - - -	208	17,341	422	-	143	2,037	22
Total, - - - - -	9,508	116,546	30,276	582	47,324	14,105	981,736
Imperial Ports, - - - - -	-	-	-	50	-	317,116	
Hamburg, Bremen, &c. - - - - -	-	-	-	245	4,527	1,210	
France, - - - - -	-	-	-	-	21,181	9,366	
French West Indies, - - - - -	44	287,772	-	-	-	-	
Total, - - - - -	44	287,772	-	-	21,181	9,366	
Spain, - - - - -	-	-	-	-	3,179	412,157	
Teneriffe and other Canaries, - - - - -	-	-	-	-	-	-	
Honduras, Campeachy, &c. - - - - -	-	-	-	-	-	-	
Spanish West Indies, - - - - -	-	35,390,880	-	-	-	370	106
Manilla and Philippine Isles, - - - - -	-	-	-	-	-	-	432
Floridas and Louisiana, - - - - -	596	5,998	897	-	-	1,851	82
Other Spanish American Colonies, - - - - -	-	109	1,301	-	-	466	
Total, - - - - -	596	35,396,987	2,198	-	3,179	414,844	620
Portugal, - - - - -	-	-	-	-	-	40,100	
Madeira, - - - - -	-	-	-	-	-	-	
Fayal and other Azores, - - - - -	-	-	-	-	-	-	
Cape de Verd Islands, - - - - -	-	-	1,059	-	-	-	
Coast of Brazil, - - - - -	-	1,866	-	-	-	-	
Total, - - - - -	-	1,866	1,059	-	-	40,100	
Italy, - - - - -	-	-	-	-	3,582	1,380,199	
China and East Indies, generally, - - - - -	1,431	986	-	25	-	-	
West Indies, generally, - - - - -	28	9,475	-	-	-	-	
Africa, generally, - - - - -	-	-	-	-	-	-	
Europe, generally, and uncertain ports, - - - - -	-	33,314	-	-	145	-	
South Seas, - - - - -	-	-	-	-	-	-	
Grand Total, - - - - -	12,715	36,022,948	143,639	997	596,875	2,180,114	3,520,504

## STATEMENT OF IMPORTS—Continued.

FROM WHENCE IMPORTED.	ARTICLES PAYING SPECIFIC DUTIES.							Cwt.
	Pimento.	Tobacco.	Snuff.	Indigo.	Cotton.	Nails and Spikes.	Lead.	
	Pounds.							
Russia, - - - - -	-	-	-	-	-	-	-	-
Sweden, - - - - -	-	-	-	-	-	112	-	198
Swedish West Indies, - - - - -	-	-	-	-	4,179	-	-	-
Total, - - - - -	-	-	-	-	4,179	112	-	198
Denmark and Norway, - - - - -	-	-	-	-	-	-	-	-
Danish West Indies, - - - - -	-	242	10	184	21,031	-	-	-
Total, - - - - -	-	242	10	184	21,031	-	-	-
United Netherlands, - - - - -	-	8,273	1,957	3	-	217,904	14,890	6,006
Dutch West Indies, - - - - -	-	1,424	73	7,216	2,484	-	-	82
Dutch East Indies, - - - - -	-	-	-	2,734	-	-	-	-
Total, - - - - -	-	9,697	2,030	9,953	2,484	217,904	14,890	6,088
England, Man, &c. - - - - -	594	14	401	239	1,032	3,304,975	1,687,456	6,065
Scotland, - - - - -	-	-	-	-	-	61,341	24,929	122
Ireland, - - - - -	-	-	-	-	-	-	-	-
Gibraltar, - - - - -	-	-	-	-	-	-	-	19
Guernsey, Jersey, &c. - - - - -	-	-	-	-	-	-	-	-
Cape of Good Hope, - - - - -	-	-	-	-	-	-	-	-
British African Ports, - - - - -	-	-	-	-	-	-	-	-
British East Indies, - - - - -	-	12,714	-	-	374,151	-	-	-
British West Indies, - - - - -	3,735	1,326	28	43,609	62,622	53,881	4,900	-
Newfoundland, &c. - - - - -	-	-	-	-	-	-	-	116
British American colonies, - - - - -	31	1,451	-	548	6,736	6,223	6,023	12
Total, - - - - -	4,360	15,505	429	44,396	444,541	3,426,420	1,723,308	6,334
Imperial ports, - - - - -	-	-	-	-	-	-	-	610
Hamburg, Bremen, &c. - - - - -	-	30	-	-	125	37,500	193,930	644
France, - - - - -	-	-	-	-	-	3,872	-	-
French West Indies, - - - - -	-	344	370	717	725,418	-	98	-
Total, - - - - -	-	344	370	717	725,418	3,872	98	-
Spain, - - - - -	-	797	90	-	-	11,110	-	18
Teneriffe and other Canaries, - - - - -	-	-	-	-	-	-	-	-
Honduras, Campeachy, &c. - - - - -	-	-	-	7,192	-	-	-	-
Spanish West Indies, - - - - -	-	111,830	21,248	45,172	191,985	-	-	-
Manilla and Philippine Isles, - - - - -	-	-	-	171,864	106,022	-	-	-
Florida and Louisiana, - - - - -	-	486	5	47,740	2,018,440	-	242,928	-
Other Spanish American colonies, - - - - -	-	32	-	46,222	79,517	-	4,928	-
Total, - - - - -	-	113,145	21,523	318,190	2,395,964	11,110	247,856	18
Portugal, - - - - -	-	-	-	-	-	9,400	-	-
Madeira, - - - - -	-	-	-	-	-	34,353	2,254	-
Fayal and other Azores, - - - - -	-	-	-	-	-	-	-	-
Cape de Verd Islands, - - - - -	-	-	-	-	-	-	-	-
Coast of Brazil, - - - - -	-	-	-	-	-	-	-	-
Total, - - - - -	-	-	-	-	-	43,753	2,254	-
Italy, - - - - -	-	-	-	-	202	-	-	38
China and East Indies, generally, - - - - -	-	4	-	-	-	-	-	-
West Indies, generally, - - - - -	-	4	-	-	-	-	-	-
Africa, generally, - - - - -	-	-	-	-	-	-	-	-
Europe, generally, and uncertain ports, - - - - -	566	252	-	526	339	876	4,200	16
South Seas, - - - - -	-	-	-	-	-	-	-	-
Grand Total, - - - - -	4,926	139,223	24,362	373,966	3,594,283	3,741,547	2,186,536	13,946



## STATEMENT OF IMPORTS—Continued.

FROM WHENCE IMPORTED.	ARTICLES PAYING SPECIFIC DUTIES.							
	Hemp.	Cables	CORDAGE.		Twine.	Glauber Salts.	Salt.	
			Tarred.	Untarred.				
	Cwt.						Pounds:	Bushels.
Russia, - - - -	35,577	432	8,722	-	9	-	-	-
Sweden, - - - -	-	-	-	-	-	-	-	-
Swedish West Indies, - - - -	-	-	-	-	-	-	538,624	2,819
Total, - - - -	-	-	-	-	-	-	538,624	2,819
Denmark and Norway, - - - -	912	603	6,591	-	-	-	-	-
Danish West Indies, - - - -	-	-	-	-	33	-	-	-
Total, - - - -	912	603	6,591	-	33	-	711,509	6,350
United Netherlands, - - - -	824	18	601	801	96	-	587,160	12,458
Dutch West Indies, - - - -	-	-	-	-	-	-	929,405	10,483
Dutch East Indies, - - - -	-	-	-	-	-	-	-	-
Total, - - - -	824	18	601	801	96	-	1,516,565	22,941
England, Man, &c. - - - -	200	-	548	417	995	1,140	16,612,938	972,739
Scotland, - - - -	-	-	-	16	47	182	-	-
Ireland, - - - -	-	-	16	-	4	-	-	76
Gibraltar, - - - -	-	-	-	-	-	-	-	6,435
Guernsey, Jersey, &c. - - - -	-	-	-	-	-	-	-	-
Cape of Good Hope, - - - -	-	-	-	-	-	-	-	-
British African Ports, - - - -	-	-	-	-	-	-	-	-
British East Indies, - - - -	-	-	156	17	311	-	-	-
British West Indies, - - - -	83	-	5	-	7	-	17,165,708	149,768
Newfoundland, &c. - - - -	-	-	-	-	-	-	-	-
British American colonies, - - - -	-	-	2	1	1	-	40,648	11,246
Total, - - - -	283	-	727	451	1,365	1,322	33,819,294	1,140,264
Imperial Ports, - - - -	92	-	-	-	-	-	-	-
Hamburg, Bremen, &c. - - - -	3,963	-	1,247	9	4	-	-	-
France, - - - -	-	-	-	-	-	-	-	-
French West Indies, - - - -	-	-	2	-	-	-	694,331	5,702
Total, - - - -	-	-	2	-	-	-	694,331	5,702
Spain, - - - -	-	-	-	-	-	-	-	-
Teneriffe and other Canaries, - - - -	-	-	9	39	-	-	196,896	16,474
Honduras, Campeachy, &c. - - - -	-	-	-	-	-	-	-	1,416
Spanish West Indies, - - - -	-	-	-	-	-	-	-	-
Manilla and Philippine Islands, - - - -	-	-	-	-	-	-	-	1,811
Floridas and Louisiana, - - - -	-	-	-	-	-	-	-	-
Other Spanish American Colonies, - - - -	-	-	-	-	-	1	116,011	4,421
Total, - - - -	-	-	9	39	-	1	319,795	24,122
Portugal, - - - -	-	-	-	-	-	-	5,772,124	207,972
Madeira, - - - -	-	-	-	-	-	-	-	19,654
Fayal and other Azores, - - - -	-	-	-	-	-	-	-	-
Cape de Verd Islands, - - - -	-	-	-	-	-	-	5,149,299	177,331
Coast of Brazil, - - - -	-	-	-	-	-	-	-	-
Total, - - - -	-	-	-	-	-	-	10,921,423	404,957
Italy, - - - -	195	-	-	1	-	-	61,272	-
China and East Indies, generally, - - - -	-	-	-	-	-	-	-	-
West Indies, generally, - - - -	-	-	-	-	-	-	-	-
Africa, generally, - - - -	-	-	-	-	-	-	-	-
Europe, generally, and uncertain ports, - - - -	-	-	-	-	2	-	-	650
South Seas, - - - -	-	-	-	-	-	-	-	-
Grand Total, - - - -	41,846	1,053	17,899	1,301	1,509	1,323	48,582,813	1,607,805

## STATEMENT OF IMPORTS—Continued.

FROM WHENCE IMPORTED.	ARTICLES PAYING SPECIFIC DUTIES.						
	Coal.	Boots.	SHOES.			CARDS.	
			Of Silk.	For Men & Women.	For Children.	Wool & Cotton.	Playing.
	Bushels.	Pairs.			Dozens.	Packs.	
Russia,	-	-	-	382	20	-	-
Sweden,	-	-	-	-	-	-	-
Swedish West Indies,	-	-	-	6	-	-	-
Total,	-	-	-	6	-	-	-
Denmark and Norway,	-	-	-	-	-	-	-
Danish West Indies,	-	-	-	-	-	-	-
Total,	-	-	-	-	-	-	-
United Netherlands,	-	11	-	223	35	-	29,346
Dutch West Indies,	-	1	-	190	-	-	264
Dutch East Indies,	-	-	-	-	-	-	-
Total,	-	12	-	413	35	-	29,610
England, Man, &c.	245,263	3,926	449	53,684	5,284	17	9,056
Scotland,	69,815	575	1	3,827	94	36	38
Ireland,	45,715	46	-	734	424	8	-
Gibraltar,	-	-	-	-	-	-	-
Guernsey, Jersey, &c.	-	-	-	-	-	-	-
Cape of Good Hope,	-	-	-	-	-	-	-
British African Ports,	-	-	-	-	-	-	-
British East Indies,	-	2	39	18	1	-	-
British West Indies,	501	-	-	388	-	-	-
Newfoundland, &c.	-	-	-	-	-	-	-
British American Colonies,	-	-	-	108	53	-	42
Total,	361,294	4,549	489	58,759	5,856	61	9,136
Imperial ports,	-	-	-	-	-	-	-
Hamburg, Bremen, &c.	-	12	20	2,530	-	-	16,416
France,	-	302	515	1,610	130	-	32,190
French West Indies,	-	-	-	-	-	-	1,160
Total,	-	302	515	1,610	130	-	33,350
Spain,	-	-	179	642	15	-	29,606
Teneriffe and other Canaries,	-	-	-	-	-	-	-
Honduras, Campeachy, &c.	-	-	-	-	-	-	-
Spanish West Indies,	576	-	-	9	-	-	-
Manilla and Philippine Isles,	-	-	-	-	-	-	-
Floridas and Louisiana,	-	-	-	79	-	-	-
Other Spanish American Colonies,	-	-	-	-	-	-	-
Total,	576	-	179	730	15	-	29,606
Portugal,	858	-	41	30	-	-	-
Madeira,	-	-	-	102	-	-	-
Fayal and other Azores,	-	-	-	-	-	-	-
Cape de Verd Islands,	420	-	-	-	-	-	-
Coast of Brazil,	-	-	-	-	-	-	-
Total,	1,278	-	41	132	-	-	-
Italy,	-	-	770	602	30	-	-
China and East Indies, generally,	-	-	392	272	-	-	-
West Indies, generally,	-	-	-	-	-	-	-
Africa, generally,	-	-	-	-	-	-	-
Europe, generally, and uncertain ports,	-	-	-	127	-	-	-
South Seas,	-	-	-	-	-	-	-
Grand Total,	363,148	4,875	2,406	65,563	6,086	61	118,118

Statement of Goods, Wares, and Merchandise, imported into the United States, in Foreign Vessels, from 1st of October, 1800, to the 30th September, 1801.

FROM WHENCE IMPORTED.	GOODS SUBJECT TO DUTIES AD VALOREM.				ARTICLES PAYING SPECIFIC DUTIES.			
	At 12½	At 13½	At 16½	At 22	WINES.			
	per cent.	per cent.	per cent.	per cent.	Madeira.	Burgun- dy.	Sherry.	All other.
	Dollars.				Gallons.			
Prussia, - - - -	-	10,328	9,767	1,140	-	-	-	4,955
Sweden, - - - -	-	2,461	-	-	-	-	-	-
Swedish West Indies, - - - -	-	23,245	2,259	7	-	-	-	3,611
Total, - - - -	-	25,706	2,259	7	-	-	-	3,611
Denmark and Norway, - - - -	-	41,665	269	2,358	-	-	-	1,699
Danish West Indies, - - - -	-	4,776	2,129	60	1,376	24	-	48
Total, - - - -	-	46,441	2,398	2,418	1,376	24	-	1,747
United Netherlands, - - - -	-	99,252	17,801	604	-	42	-	2,669
Dutch West Indies, - - - -	-	2,372	518	12	-	-	-	-
Dutch East Indies, - - - -	-	1,197	477	-	-	-	-	-
Total, - - - -	-	102,821	18,796	616	-	42	-	2,669
England, Man, &c. - - - -	-	431,874	328,304	18,425	3,169	-	-	26,091
Scotland, - - - -	-	464,773	91,140	5,127	-	-	112	299
Ireland, - - - -	-	83,933	2,304	5,155	-	-	-	119
Guernsey, Jersey, &c. - - - -	-	1,158	859	-	-	-	-	40,574
British African Ports, - - - -	-	1,579	-	-	-	-	-	-
British East Indies, - - - -	150,863	160,268	1,271	-	312	-	31	103
British West Indies, - - - -	-	89,574	39,573	1,336	4,774	-	14	1,921
Newfoundland, &c. - - - -	-	98,276	1,228	225	-	-	-	-
British American colonies, - - - -	-	222,896	17,655	3,204	312	-	-	-
Total, - - - -	150,863	1,554,331	482,334	33,472	8,567	-	157	69,107
Imperial Ports, - - - -	-	-	-	-	-	-	-	-
Hamburg, Bremen, &c. - - - -	-	1,937,332	96,070	49,277	-	1,499	-	88,232
France, - - - -	-	40,973	14,697	3	-	-	-	85,074
French West Indies, - - - -	-	6,713	4,275	-	27	-	-	5
Total, - - - -	-	47,686	18,972	3	27	-	-	85,079
Spain, - - - -	-	36,651	43,756	-	-	-	26,238	136,692
Teneriffe and other Canaries, - - - -	-	1,945	5,145	-	540	-	-	19,377
Honduras, Campeachy, &c. - - - -	-	2,047	679	-	-	-	-	-
Spanish West Indies, - - - -	-	4,981	2,051	231	-	-	-	-
Floridas and Louisiana, - - - -	-	3,842	2,543	-	56	-	351	712
Other Spanish American Colonies, - - - -	-	50,672	339	-	-	-	-	-
Total, - - - -	-	100,138	54,513	231	596	-	26,589	156,781
Portugal, - - - -	-	2,275	4,263	58	-	-	1,916	39,752
Madeira, - - - -	-	-	-	-	1,821	-	-	-
Fayal and other Azores, - - - -	-	-	335	-	-	-	-	19,106
Cape de Verd Islands, - - - -	-	1,263	-	-	20	-	-	-
Coast of Brazil, - - - -	-	-	-	-	-	-	-	-
Total, - - - -	-	3,538	4,598	58	1,841	-	1,916	58,858
Italy, - - - -	-	272	15,861	-	-	-	-	32,088
Africa, generally, - - - -	-	6,500	23	-	-	-	-	-
Europe, generally, and uncertain ports, - - - -	-	1,010	3,509	-	-	-	-	22
South Seas, - - - -	-	18,049	-	-	-	-	-	-
Grand Total, - - - -	150,863	3,854,152	709,100	87,222	12,407	1,565	28,662	503,149

STATEMENT OF IMPORTS—Continued.

FROM WHENCE IMPORTED.	ARTICLES PAYING SPECIFIC DUTY.								
	FOREIGN SPIRITS.		U. S. SPIRITS.	Molasses.	Beer, Ale, and Porter.	TEAS.			
	From Grain.	From other materials.	From Molasses.			Bohea.	Sou-chong.	Hyson.	Other Green.
	Gallons.					Pounds.			
Prussia, - - - - -	28,472								
Sweden, - - - - -									
Swedish West Indies, - - - - -		8,410		3,154			15	199	
Total, - - - - -		8,410		3,154			15	199	
Denmark and Norway, - - - - -	1,552	3,117							
Danish West Indies, - - - - -	728	195,672		9,970	118		1,598	2,676	8,536
Total, - - - - -	2,280	198,789		9,970	118		1,598	2,676	8,536
United Netherlands, - - - - -	7,563	2,427							
Dutch West Indies, - - - - -		16,729		46,401			131		
Dutch East Indies, - - - - -						4	16	33	
Total, - - - - -	7,563	19,156		46,401		4	147	33	
England, Man, &c. - - - - -	9,496	30			14,723			199	133
Scotland, - - - - -	2,274				6,843				
Ireland, - - - - -			218						
Guernsey, Jersey, &c. - - - - -		1,057							
British African Ports, - - - - -		30			15			349	
British East Indies, - - - - -					5			383	182
British West Indies, - - - - -	943	615,995		201,467		6,852			
Newfoundland, &c. - - - - -									
British American colonies, - - - - -	2,625	18		16	40				
Total, - - - - -	15,338	617,130	218	201,483	21,626	6,852		861	315
Imperial Ports, - - - - -									
Hamburg, Bremen, &c. - - - - -	13,183	4,566			960				
France, - - - - -		7,687							
French West Indies, - - - - -		27,928		36,230		94		319	
Total, - - - - -		35,615		36,230		94		319	
Spain, - - - - -		32,497			2,295				
Teneriffe and other Canaries, - - - - -		8,303							
Honduras, Campeachy, &c. - - - - -									
Spanish West Indies, - - - - -		31,442		305,153					
Floridas and Louisiana, - - - - -		1,542		100	551				9
Other Spanish American Colonies, - - - - -									
Total, - - - - -		73,784		305,253	2,846				9
Portugal, - - - - -									
Madeira, - - - - -									
Fayal and other Azores, - - - - -									
Cape de Verd Islands, - - - - -									
Coast of Brazil, - - - - -									
Total, - - - - -									
Italy, - - - - -		1,354							
Africa, - - - - -									
Europe generally, and uncertain ports, - - - - -									
South Seas, - - - - -									
Grand Total, - - - - -	66,836	958,804	218	602,491	25,550	6,950	1,760	4,088	8,860

## STATEMENT OF IMPORTS—Continued.

FROM WHENCE IMPORTED.	ARTICLES PAYING SPECIFIC DUTIES.								
	Coffee.	Cocoa.	Choco- late.	SUGAR.			CANDLES.		
				Brown.	Loaf.	All other	Tallow.	Wax, &c.	
Pounds.									
Prussia, - - - -									
Sweden, - - - -									
Swedish West Indies, - - - -	48,601	9,355	-	1,157,318	-	5,880			
Total, - - - -	48,601	9,355	-	1,157,318	-	5,880			
Denmark and Norway, - - - -								929	
Danish West Indies, - - - -	1,050,690	2,720	20	3,670,629	-	180,532			
Total, - - - -	1,050,690	2,720	20	3,670,629	-	180,532		929	
United Netherlands, - - - -									
Dutch West Indies, - - - -	106,507	357,970	-	699,412					
Dutch East Indies, - - - -	1,692,576	-	-	398,201	249				
Total, - - - -	1,799,083	357,970	-	1,097,613	249				
England, Man, &c. - - - -					1,989				
Scotland, - - - -								7,406	
Ireland, - - - -									
Guernsey, Jersey, &c. - - - -									
British African ports, - - - -									
British East Indies, - - - -	124,831			1,854,107	80				
British West Indies, - - - -	780,551	521,780	178	6,493,591	-	80,388			
Newfoundland &c. - - - -									
British American Colonies, - - - -	3,921	10,256	-	872					
Total, - - - -	909,303	532,036	178	8,348,570	2,069	80,388		7,406	
Imperial Ports, - - - -									
Hamburg, Bremen, &c. - - - -					1,595			43,866	2,050
France, - - - -									
French West Indies, - - - -	2,474,646	207,887	55	4,615,554	-	29,583			
Total, - - - -	2,474,646	207,887	55	4,615,554	-	29,583			
Spain, - - - -									
Teneriffe and other Canaries, - - - -									
Honduras, Campeachy, &c. - - - -									
Spanish West Indies, - - - -	352,234	58,466	63	4,488,946	-	3,359,500			
Floridas and Louisiana, - - - -	4,800		150	65,700		3,856			
Other Spanish American Colonies, - - - -	92,703	364,370	88					763	
Total, - - - -	449,737	422,836	301	4,554,646	-	3,363,356		763	
Portugal, - - - -									
Madeira, - - - -									
Fayal and other Azores, - - - -									
Cape de Verd Islands, - - - -									
Coast of Brazil, - - - -									
Total, - - - -									
Italy, - - - -									
Africa, generally, - - - -	1,889							65	
Europe generally, and uncertain ports, - - - -		46		2,082					
South Seas, - - - -									
Grand Total, - - - -	6,733,949	1,532,850	554	23,446,412	3,913	3,659,739		53,029	2,050

## STATEMENT OF IMPORTS—Continued.

FROM WHENCE IMPORTED.	ARTICLES PAYING SPECIFIC DUTIES.							
	Cheese.	Soap.	Pepper.	Pimento.	Tobacco.	Snuff.	Indigo.	Cotton.
	Pounds.							
Prussia, - - - - -	-	-	-	-	63	1	-	-
Sweden, - - - - -	-	-	21,738	-	-	-	-	1,396
Swedish West Indies, - - - - -	-	-	21,738	-	-	-	-	1,396
Total, - - - - -	-	-	21,738	-	-	-	-	1,396
Denmark and Norway, - - - - -	-	-	1,997	149	60	-	-	54,814
Danish West Indies, - - - - -	-	-	1,997	149	60	-	-	54,814
Total, - - - - -	-	-	1,997	149	60	-	-	54,814
United Netherlands, - - - - -	-	-	13,144	226	-	-	887	16,683
Dutch West Indies, - - - - -	-	-	154,887	-	-	-	-	-
Dutch East Indies, - - - - -	-	-	-	-	-	-	-	-
Total, - - - - -	-	-	168,031	226	-	-	887	16,683
England, Man, &c. - - - - -	4,776	14	486	-	-	-	415	200
Scotland, - - - - -	55	660	-	-	-	-	-	-
Ireland, - - - - -	-	-	-	-	-	-	-	-
Guernsey, Jersey, &c. - - - - -	-	-	-	-	-	-	-	-
British African ports, - - - - -	-	-	309,049	-	5,150	-	-	-
British East Indies, - - - - -	-	38,604	-	284,620	235	-	248	33,150
British West Indies, - - - - -	-	-	-	-	-	-	-	-
Newfoundland, &c. - - - - -	-	-	-	1,256	6	-	112	446
British American colonies, - - - - -	20,082	-	-	-	-	-	-	-
Total, - - - - -	24,913	39,278	309,535	285,876	5,391	-	775	33,796
Imperial ports, - - - - -	-	-	-	-	-	-	-	-
Hamburg, Bremen, &c. - - - - -	69	13,815	-	-	-	206	-	-
France, - - - - -	-	4,693	-	-	-	50	-	-
French West Indies, - - - - -	-	-	-	-	-	392	-	105,949
Total, - - - - -	-	4,693	-	-	-	442	-	105,949
Spain, - - - - -	-	97,118	-	-	-	-	-	-
Teneriffe and other Canaries, - - - - -	-	-	-	-	-	-	-	-
Honduras, Campeachy, &c. - - - - -	-	-	-	-	1,499	-	44,771	-
Spanish West Indies, - - - - -	-	-	-	124	19,822	196	-	66,780
Floridas and Louisiana, - - - - -	-	977	-	-	757	-	-	270,505
Other Spanish American colonies, - - - - -	-	34,845	-	-	-	-	1,393	12,720
Total, - - - - -	-	132,940	-	124	22,078	196	46,164	350,005
Portugal, - - - - -	-	-	-	-	-	-	-	-
Madeira, - - - - -	-	-	-	-	-	-	-	-
Fayal and other Azores, - - - - -	-	-	-	-	-	-	-	-
Cape de Verd Islands, - - - - -	-	-	-	-	-	-	-	-
Coast of Brazil, - - - - -	-	-	-	-	-	-	-	-
Total, - - - - -	-	-	-	-	-	-	-	-
Italy, - - - - -	-	177,994	-	-	-	-	-	-
Africa, generally, - - - - -	-	-	-	-	-	-	-	-
Europe, generally, and uncertain ports, - - - - -	12	-	-	-	-	-	-	-
South Seas, - - - - -	-	-	-	-	-	-	-	-
Grand Total, - - - - -	24,994	368,720	501,301	286,375	27,592	845	47,826	562,643

## STATEMENT OF IMPORTS—Continued.

FROM WHENCE IMPORTED.	ARTICLES PAYING SPECIFIC DUTIES.								
	Nails and Spikes.	Lead.	Steel.	Hemp.	Cables.	CORDAGE.		Twine.	Glauber Salts.
						Tarred.	Un-tarred.		
	Pounds.		Cwt.						
Prussia, - - - -	12,529	1,246	20	-	-	-	-	3	
Sweden, - - - -	367	238							
Swedish West Indies, - - - -									
Total, - - - -	367	238							
Denmark and Norway, - - - -	-	-	13	2,403	-	818			
Danish West Indies, - - - -	-	-							
Total, - - - -	-	-	13	2,403	-	818			
United Netherlands, - - - -	31,300	-	22	-	-	34			
Dutch West Indies and American colonies, - - - -	-	500	-	-	-	4			
Dutch East Indies, - - - -									
Total, - - - -	31,300	500	22	-	-	38			
England, Man, &c. - - - -	183,553	137,877	411	-	-	-	24	77	12
Scotland, - - - -	51,010	4,228	5	-	-	99	56	3	71
Ireland, - - - -	2,331								
Guernsey, Jersey, &c. - - - -									
British African Ports, - - - -								129	
British East Indies, - - - -								18	
British West Indies, - - - -	60,184	1,959	41	-	-	-	-		
Newfoundland, &c. - - - -								21	
British American Colonies, - - - -	1,185	336	206	-	-	-	-		
Total, - - - -	298,263	144,400	663	-	-	99	80	248	83
Imperial Ports, - - - -									
Hamburg, Bremen, &c. - - - -	4,920	-	195	500	-	1,053		6	
France, - - - -	756	-	-	-	-	-	-	-	106
French West Indies, - - - -									
Total, - - - -	756	-	-	-	-	-	-	-	106
Spain, - - - -									
Teneriffe and other Canaries, - - - -									
Honduras, Campeachy, &c. - - - -	1,200	-	-	-	-	-	-	3	
Spanish West Indies, - - - -		203							
Floridas and Louisiana, - - - -									
Other Spanish American Colonies, - - - -									
Total, - - - -	1,200	203	-	-	-	-	-	3	
Portugal, - - - -									
Madeira, - - - -									
Fayal and other Azores, - - - -									
Cape de Verd Islands, - - - -									
Coast of Brazil, - - - -									
Total, - - - -									
Italy, - - - -									
Africa, generally, - - - -									
Europe, generally, and uncertain ports, - - - -	200								
South Seas, - - - -									
Grand Total, - - - -	349,535	146,587	913	2,903	-	2,008	80	260	191

## STATEMENT OF IMPORTS—Continued.

FROM WHENCE IMPORTED.	ARTICLES PAYING SPECIFIC DUTIES.									
	Salt.		Coal.	Boots.	SHOES.			CARDS.		
				Of Silk.	For Men and Women.	For Children.	Wool and Cotton.	Playing.		
	Pounds.	Bushels.	Bushels.	Pairs.			Dozn's	Packs.		
Prussia, - - - - -	-	3	-	-	-	506				
Sweden, - - - - -	-	-	-	-	-	-				
Swedish West Indies, - - - - -	1,035,246	12,222	384							
Total, - - - - -	1,035,246	12,222	384							
Denmark and Norway, - - - - -	-	-	-	-	-	-				
Danish West Indies, - - - - -	248,751	8,838								
Total, - - - - -	248,751	8,838								
United Netherlands, - - - - -	-	-	-	1						
Dutch West Indies, - - - - -	147,120	1,677								
Dutch East Indies, - - - - -	-	-	-							
Total, - - - - -	147,120	1,677		1						
England, Man, &c, - - - - -	6,998,729	325,625	104,246	234	8	2,606	48	2	792	
Scotland, - - - - -	-	10,132	163,733	478	-	4,434	199	-	-	
Ireland, - - - - -	30,960	-	19,173	-	-	-	-	-	-	
Guernsey, Jersey, &c. - - - - -	-	-	-	-	-	-	-	-	-	
British African Ports, - - - - -	-	-	-	-	-	580	-	-	-	
British East Indies, - - - - -	-	-	-	-	-	1,001	209	-	-	
British West Indies, - - - - -	4,822,399	76,727	6,426	76	-	-	-	-	-	
Newfoundland, &c. - - - - -	-	-	3,606	-	-	-	-	-	-	
British American Colonies, - - - - -	4,680	11,094	2,569	-	-	96	47	-	-	
Total, - - - - -	11,856,768	423,578	299,758	788	8	8,717	503	2	792	
Imperial ports, - - - - -	-	-	-	-	-	-	-	-	-	
Hamburg, Bremen, &c. - - - - -	151,008	-	795	1	45	527	36	-	8,688	
France, - - - - -	-	-	-	10	92	624	446	-	432	
French West Indies, - - - - -	-	196	236	-	-	-	-	-	-	
Total, - - - - -	-	196	236	10	92	624	446	-	432	
Spain, - - - - -	-	16,321	-	-	170	-	-	-	31,218	
Teneriffe and other Canaries, - - - - -	-	-	738	-	-	-	-	-	-	
Honduras, Campeachy, &c. - - - - -	-	-	-	-	-	-	-	-	-	
Spanish West Indies, - - - - -	-	1,578	-	-	-	-	-	-	-	
Floridas and Louisiana, - - - - -	60,275	-	-	-	-	469	-	7	18	
Other Spanish American Colonies, - - - - -	-	-	-	-	-	-	-	-	-	
Total, - - - - -	60,275	17,899	738	-	170	469	-	7	31,236	
Portugal, - - - - -	1,097,814	46,103	-	-	-	-	-	-	-	
Madeira, - - - - -	-	-	-	-	-	-	-	-	-	
Fayal and other Azores, - - - - -	-	-	-	-	-	-	-	-	-	
Cape de Verd Islands, - - - - -	648,088	23,959	-	-	-	-	-	-	-	
Coast of Brazil, - - - - -	-	-	-	-	-	-	-	-	-	
Total, - - - - -	1,745,902	70,062	-	-	-	-	-	-	-	
Italy, - - - - -	-	-	-	-	144	120	-	-	-	
Africa, generally, - - - - -	-	-	-	-	-	-	-	-	-	
Europe, generally, and uncertain ports, - - - - -	-	-	-	-	-	-	-	-	-	
Seas Seas, - - - - -	-	-	-	-	-	-	-	-	-	
Grand Total, - - - - -	15,245,070	534,475	301,911	800	459	11,023	985	9	41,148	

TREASURY DEPARTMENT, Register's Office, February 7, 1803.

JOSEPH NOURSE, Register.



## FISHERIES.

COMMUNICATED TO THE HOUSE OF REPRESENTATIVES, FEBRUARY 13, 1803.

Mr. HUGER, from the Committee to whom was referred "so much of the President's Message as relates to the fostering of the fisheries of the United States," made the following report:

That, by an act of the 16th February, 1792, entitled "An act concerning certain fisheries of the United States, and for the regulation of the government of the fishermen employed therein," it is enacted, that there shall be annually paid to every vessel carrying on the bank or cod fishery, actually employed at sea, for four months at least, of the fishing season, for each and every ton of such vessel's burthen, if of twenty, and not exceeding thirty tons, the sum of one and an half dollars; and if above thirty tons, the sum of two dollars: *Provided*, That the allowance aforesaid, on any one vessel, for one season, shall not exceed one hundred and seventy dollars. And it is further enacted, that an annual allowance of one dollar upon every ton shall be paid to every fishing boat or vessel of more than five, and less than twenty tons: *Provided*, That such boat or vessel shall have been actually employed at sea, in the cod fishery, for the term of four months at the least, of the preceding season, and shall have landed, in the course of said preceding season, a quantity of fish, not less than twelve quintals, for every ton of her admeasurement.

By the 6th section of an act of the 2d May, 1792, entitled, "An act for raising a further sum of money for the protection of the frontiers, and for other purposes therein mentioned," it is enacted, that there should be paid on pickled fish, of the fisheries of the United States, exported therefrom, at the rate of eight cents per barrel; and there shall be an addition of twenty per cent. to the allowances respectively granted to ships or vessels employed in the bank or cod fisheries, and in the terms provided by the act of the 16th February of the same year.

By an act of the 8th July, 1797, "laying an additional duty on salt," it is enacted, that there shall be allowed and paid, a bounty of twelve cents per barrel on pickled fish of the fisheries of the United States, exported therefrom, and that there shall be an addition of thirty-three and a third per cent. to the allowances already respectively granted to ships or vessels employed in the bank and cod fisheries, and in the terms of the act of the 16th February, 1792.

By an act of March 2d, 1799, "to regulate the duties on impost and tonnage," it is enacted, that, on all pickled fish of the fisheries of the United States, exported therefrom, there be allowed and paid a bounty of thirty cents per barrel.

By an act of the 12th April, 1800, it is enacted, that the act of the 16th February, 1792, shall continue in force for the term of ten years, from the 3d March, 1800, and until the end of the session of Congress next ensuing the expiration of that term. And it is further enacted, that the additional allowances, which were, by the 6th section of the act, entitled "An act for raising a further sum of money for the protection of the frontiers, and for other purposes therein mentioned," and by the second section of an act, entitled "An act laying an additional duty on salt, and for other purposes," respectively granted to ships and vessels employed in the bank and other cod fisheries, shall be continued to the ships and vessels, respectively, which shall be so employed, in the terms, and according to the intent of the said first mentioned act, for and during the further continuance thereof, as aforesaid: *Provided*, That the said allowances shall not be understood to be continued for a longer time than the correspondent duties, respectively, for which the said additional allowances were granted, shall be paid.

The above extracts from the laws of the United States, are believed to contain all the most important existing provisions in favor of the American fisheries; and it would appear from them, that, with the exception of a very small bounty, allowed on the tonnage of vessels employed in the cod fisheries, the National Legislature have not, heretofore, found it convenient to extend their aid and patronage further towards the fisheries, than merely to obviate the prejudicial and ruinous effects which must otherwise have been the necessary consequence of the additional duties from time to time, laid on salt, by granting, on each increase of the duty on salt, a proportionate increase in the allowance on fish exported from the United States. It has been very justly observed, however, "that the cod and whale fisheries, carried on by different persons, from different ports, in different vessels, in different seas, and seeking different markets, agree in one circumstance, in being as unprofitable to the adventurer as important to the public." The different nations of Europe, fully sensible of this fact, have, for upwards of a century, been vying with each other, and endeavoring to draw to themselves a greater or less proportion of these fisheries, by prohibiting, in their respective markets, the importation of foreign fish and oil; and by granting various immunities to their fishermen, and very high bounties to such of their vessels as were employed therein. An elaborate and extremely interesting report on this subject, (to which the committee beg leave to refer) prepared and presented in the year 1791, to the House of Representatives, by the then Secretary of State, would render superfluous any further detail with respect to the fisheries, either foreign or domestic, prior to that period. It would be gratifying, however, to the committee, to have it in their power to present to the House, a short sketch of the history of the fisheries since that period, which might answer as a supplement to the report of the Secretary of State; but they have not been so fortunate as to obtain such necessary information, or to meet with such documents relatively to the measures adopted by foreign nations, and the success they have respectively experienced in carrying on their fisheries during the last ten or twelve years, as would enable them to lay a correct and authentic statement of facts, and of the occurrences which have, for some years past, taken place in relation to the foreign fisheries, before the House.

Neither have the exertions of the committee, to procure the means of forming a just estimate of the progressive improvement or decline of our domestic fisheries, during the same period, been attended with much better success; for the statement prepared in obedience to a resolution of the House, of the 24th January last, which has been furnished by the Treasury Department, and printed, is (owing, it is presumed, to the want of sufficient and proper documents and returns from the collectors of the different ports) extremely defective, and throws very little additional light on the subject; nor has the want of time allowed the committee to supply the deficiency and dearth of information, in this instance, by endeavoring to procure more ample and satisfactory details from other and more remote quarters. Under these circumstances, the committee can only state, generally, (as the result of their inquiries on the subject of the foreign fisheries) that the late war in Europe had put a momentary and entire stop to the fisheries of some, and palsied, in a considerable degree, those of all the European nations; but that, since the restoration of peace, they begin again to turn their attention towards them; and there is reason to believe, that the two great maritime powers, in particular (France and Great Britain) are making every exertion to reanimate, and give new vigor, both to their cod and whale fisheries; and that attempts, in several instances but too successful, have been made, to entice away, and draw into their service, some of our most skilful and active fishermen, more especially those most experienced and best skilled in the whale fishery.

With respect to our domestic fisheries, it appears, that, previous to the Revolution, the then American colonies, employed twenty-eight thousand tons of shipping, and four thousand and fifty-nine men in the whale, and twenty-five thousand tons, and four thousand four hundred and five men in the cod fisheries. At that period, both the whale and cod fisheries were totally annihilated; but soon after the return of peace, our fellow citizens began, once more, to prosecute them with zeal, and we had, during the years 1787, '88, and '89, on an average, ten thousand two hundred and ten tons of shipping, and one thousand six hundred and eleven men in the one, and nineteen thousand one hundred and eighty-five tons, and three thousand two hundred and eighty-seven men in the other. Agreeably

to the statement from the Treasury Department, the American tonnage employed in the whale fisheries, in the year 1794, amounted to only four thousand one hundred and thirty-nine tons, navigated, probably, by not more than from six to seven hundred men, and the numbers of both, have since continued annually to decline. It is pretty evident, indeed, that this document cannot give the whole amount of the tonnage and men actually employed in this business, during the respective years; but the committee fear, there is but too much reason to believe, that they have both been, for some time past, annually on the decline. In 1793, (according to the same document) there were employed in the cod fishery of the United States, forty thousand nine hundred and sixty-four tons of shipping, and rather upwards of six thousand men; in 1800, only twenty-five thousand tons of shipping, and three thousand eight hundred and forty men; and on an average of ten years preceding, rather upwards of thirty-three thousand tons of shipping, and somewhat less than five thousand men.

From the above hasty and imperfect sketch of our domestic fisheries, it would seem that our cod fisheries had gained ground since the Revolution, more especially since the present Government first went into operation. Our whale fisheries, on the contrary, have been, for some time past, more or less on the decline; and it is more than doubtful, whether the United States employ, at this day, as large a quantity of tonnage, and as many men, in all their fisheries combined, as the then colonies did, prior to the Revolutionary war. Under this impression, and fully sensible of the very great importance of the fisheries to the nation, the committee would fain suggest such means as might tend to re-animate and give new life to them; and after due consideration, are induced to recommend the following provisions, as most likely to contribute to this desirable end, to wit:

1. Ships and vessels actually and exclusively employed in the cod or whale fisheries, shall not, in future, be subject to the payment of any duty on their tonnage.
2. Fishermen and other persons actually employed in navigating the said vessels, shall not, in future, be liable to the payment of hospital money.
3. The owners of, and persons navigating vessels, actually employed in the cod fisheries, which may be shipwrecked, or otherwise lost, whilst so employed, shall, nevertheless, receive such bounty as they would otherwise have been entitled to, under the different acts of Congress heretofore passed on the subject of the fisheries.

[7th CONGRESS.]

No. 74.

[2d SESSION.]

## SURVEY OF THE HARBOR OF NANTUCKET.

COMMUNICATED TO THE HOUSE OF REPRESENTATIVES, FEBRUARY 16, 1803.

Mr. SAMUEL SMITH, from the Committee of Commerce and Manufactures, to whom was referred the memorial of the inhabitants of Nantucket, State of Massachusetts, made the following report:

That, from the charts and other information exhibited to your committee, it appears that the entrance to the harbor of Nantucket is impeded by a bar, at the distance of about one mile from the shore, on which, at high sea, there are not more than ten feet water; that the pursuits and occupation of the inhabitants have ever been the fisheries, and principally that of the whales; that formerly, while the whale was to be found in the American seas, vessels of small drafts of water were sufficient; but of late years they have been compelled to seek the whale in distant seas, and, since the year 1790, have continued their pursuit into the Pacific ocean. Those long voyages require ships of two to three hundred tons burthen, which can scarcely cross the bar in a light set ballast. The petitioners, therefore pray, that Congress would grant them the nett revenue collected in Nantucket, as a fund to enable them to extend piers into the sea, so as to form a narrow channel, which might be deepened, and would (as they conceive) be kept deep, when so confined, by the rapidity of the tide flowing in and out.

Although your committee cannot recommend the granting aid in the manner prayed for, yet they are so strongly impressed with the great importance of the whale fishery to the United States, that they think it highly worthy of the attention of the Government, and regret that the subject has been presented to the view of Congress at a period so near the time when the present session must close, as to preclude the possibility of giving the subject the attention its great importance demands.

Your committee have conceived it may be proper to procure every information necessary to a fair investigation of the subject at the next session, and therefore submit the following resolution:

*Resolved*, That the Secretary of the Treasury be authorized to employ proper and intelligent persons to take a survey of the harbor in the island of Nantucket, and the bar and shoals near the same, as far as may be requisite, and to report their opinion as to the measures necessary to secure a sufficient channel for loaded ships destined for that port, with an estimate of the probable expense.

*To the Senate and House of Representatives of the United States in Congress assembled:*

The petition of the inhabitants of the island and town of Nantucket, respectfully sheweth, and requests you to take into consideration, an embarrassment which operates as a discouragement to the prosecution of that valuable branch of business, the whale fishery, which commenced with vessels from thirty to fifty tons burthen, upon the American coast, and so continued until about the year 1750; since which, the whales having left the coast, we have been necessitated to go farther in pursuit of them; and, from the year 1790, we have had to follow the spermaceti whales to the Pacific and Indian oceans, voyages from eighteen months to two years, with ships from two to three hundred tons burthen, manned with seventeen to twenty-five men, which makes a great nursery for seamen.

Knowing the success of the whale fishery would procure important advantages to our country, we are induced to solicit your timely interposition to remove the difficulty which threatens its destruction in this place. The bar, which lies about two miles from the harbor of this port, has been, heretofore, only about nine feet water at full sea, and within one year has shoaled nearly one foot; we have already sustained considerable loss by our vessels grounding on said bar, and it is with much difficulty and expense that we can get our ships (even without ballast) in and out of this harbor. In this unsafe situation, we have been obliged, during the inclement seasons, to send them to a port of a neighboring island for safety, to load and unload. In consequence of which, we have had a survey, by men whom we deem competent judges, who are of opinion that a channel can be opened to about twelve feet water:—As this cannot be accomplished without an expense which we are unable to defray, we ask your assistance to enable us to open said channel; by granting us the revenue of this place for a short term, or in such a manner as, in your wisdom, shall appear most eligible.

It is with diffidence we presume to say, that, from the local situation of this island, and the want of other resources, we have been the principal instruments of preserving to this country, that most valuable branch of business, the whale fishery, when entirely relinquished by other parts of the continent; and there are no people within the Union, who can more justly claim your patronage, or whose success will be more generally participated by the people of these States, than your petitioners, who bring from the continent almost every article for our sustenance, or necessities in the line of our business, for which we return valuable cargoes for exportation.

The British Government has, for some time, given a bounty for establishing the whale fishery in that kingdom, which has operated much against the business in this place.

The French Government has also lately decreed a large bounty on each ton of shipping for every voyage made in the business, which encouragements have already drawn from us several of our skilful whalers, and we fear will cause many more of our valuable citizens to remove to foreign countries.

Should our petition meet your patronage, and the undertaking be attended with success, it would be of important advantage to the navigation, passing and repassing through the Sound, to and from every part of the continent. There being no ship harbor from the island of Martha's Vineyard to Cape Cod harbor, vessels are frequently exposed to shipwreck.

Apprehending, from the liberality of the General Government, in promoting and encouraging every useful branch, that you will grant such aid as shall be equal to the object in view.

NANTUCKET, *January 15th*, 1803.

Signed on and in behalf of the town,

JAMES COFFIN, *Town Clerk*.

Countersigned by

DANIEL COFFIN, *Moderator*.

At a legal town meeting at Nantucket, January 8th, 1803—DANIEL COFFIN is chosen Moderator for said meeting.

*Voted*, That this town will petition the Congress of the United States of America, to assist them in some way, in opening and preserving a channel into this harbor, for the benefit of the navigation in passing and repassing.

*Voted*, That this town will choose a committee to draw a memorial to send to Congress.

*Voted*, That Obed Mitchel, Shubael Bernard, Gideon Gardner, William Macy, and Josiah Barker, junior, be the committee for the purpose of drawing the above memorial.

*Voted*, That the memorial drawn by the above committee be laid before the town at an adjournment of this meeting, for the express purposes.

*Voted*, That this meeting stand adjourned till Wednesday next, at two o'clock, P. M.

The town being met agreeably to an adjournment, Wednesday, January 12th, 1803.

The memorial drawn up by the committee appointed for that purpose, to be presented to the Congress of the United States, was brought into meeting, and read.

*Voted*, That the aforesaid memorial be recommitted to the same committee that drew it, for an amendment, and be presented to an adjournment of this meeting.

*Voted*, That this meeting stand adjourned till Saturday next, at two o'clock in the afternoon.

The town being met agreeably to an adjournment, Saturday, January 15th, 1803.

The memorial drawn up by the committee appointed for that purpose, to be presented to the Congress of the United States, was brought into meeting and read.

*Voted*, That the above memorial be accepted.—The question was put, whether the above memorial should be sent to Congress by mail, and it passed in the negative.

*Voted*, That Isaac Coffin, Esq. be a committee to be the bearer of the above memorial, and present it to Congress.

NANTUCKET, *January 15th*, 1803.

A true copy from the record.

Attest:

JAMES COFFIN, *Town Clerk*.

Countersigned by

DANIEL COFFIN, *Moderator*.

At a legal town meeting at Nantucket, January 20th, 1803, Silvanus Starbuck, Moderator for said meeting,

*Voted*, That Mr. Gideon Gardner shall accompany Isaac Coffin, Esq. to assist in obtaining from Congress the aid asked for in the petition relative to deepening and preserving the water in and out of the harbor of Nantucket.

NANTUCKET, *January 20*, 1803.

A true copy from record.

Attest,

JAMES COFFIN, *Town Clerk*.

## TONNAGE FOR THE YEAR 1801.

COMMUNICATED TO THE HOUSE OF REPRESENTATIVES, FEBRUARY 18, 1803.

TREASURY DEPARTMENT, *February 15*, 1803.

SIR:

I have the honor to transmit the annual statement of the district tonnage of the United States, on the 31st December, 1801; together, with an explanatory letter of the Register of the Treasury.

It appears from those documents, that the actual tonnage of the United States, on the 31st December, 1801, might be estimated at about eight hundred and fifty thousand tons.

Registered tonnage,	-	-	-	-	-	590,000
Enrolled tonnage,	-	-	-	-	-	225,000
Fishing tonnage,	-	-	-	-	-	35,000

But, notwithstanding the several corrections which have been introduced, this result cannot be considered as altogether correct.

I have the honor to be, very respectfully, sir, your most obedient servant,

ALBERT GALLATIN.

*The honorable the SPEAKER of the House of Representatives.*

TREASURY DEPARTMENT, *Register's Office, February 17th, 1803.*

Sir:

I have the honor to transmit the annual statement of the district tonnage of the United States, on the 31st December, 1801, formed from the quarter yearly abstracts rendered by the several collectors of the ports of the United States, to this office, and exhibiting,

	<i>Tons. 95ths.</i>
The registered tonnage, at . . . . .	632,907 8
Enrolled or licensed do. . . . .	278,271 31
Fishing vessels, . . . . .	36,398 9
Amounting to . . . . .	947,576 48

The registered tonnage, according to the mode prescribed for the collectors, and as stated in your communication to Congress, of the 27th February, 1801, has been corrected in all the districts, excepting eight ports; the names, and estimated existing tonnage whereof, are, viz:

	<i>Tons. 95ths.</i>	<i>Estimated existing registered tonnage, calculated on a reduction of other ports.</i>
Marblehead, . . . . .	9,083 30	7,500
Plymouth, . . . . .	5,405 15	4,600
Perth Amboy, . . . . .	436 76	436 76
Philadelphia, . . . . .	109,036 40	70,000
Vienna, . . . . .	778 68	778 68
York Town, . . . . .	1,073 40	
Wilmington, N. C. . . . .	3,637 30	2,600
Waldoborough, . . . . .	3,805 13	3,000
	133,256 27	88,915 45
Difference to be deducted from the registered tonnage, . . . . .		44,340 73
		133,256 27

Deducting, therefore, 44,340 73-95ths, from 632,907 8-95ths, the registered tonnage, on the 31st December, 1801, may be stated at 588,566 30-95ths.

	<i>Tons. 95ths.</i>
The registered tonnage being calculated at . . . . .	588,566 30
The enrolled tonnage, at the amount on which duties were paid for the year 1801, at . . . . .	224,740
And the fishing vessels, ditto, . . . . .	35,997
Exhibits the actual tonnage of the United States, on 31st December, 1801, to be, tons, . . . . .	849,303 30

With respect to the licenced and enrolled tonnage, and fishing vessels, a variation of about fifty thousand tons more is stated, from the abstracts as rendered by the collectors, than upon the amount upon which duties were collected. But as every enrolled vessel, by law, renews her license every year, the dutied, licensed, and enrolled tonnage, exhibits, from a recent examination, more correctly, the aggregate tonnage in the coasting trade, in each year, than can possibly be formed from the abstracts, which are continually varying, from an exchange of marine papers at the custom houses. Any farther correction of this species of tonnage, other than arises from the usual examination of the marine abstracts, may, it is presumed, be dispensed with.

The total amount of tonnage on which duties were paid, in the year 1801, was:

	<i>Tons. 95ths.</i>
Registered tonnage, . . . . .	799,301
Coasting do. . . . .	224,740
Fishing vessels, . . . . .	35,997
	1,060,041

The total amount of actual district tonnage, as above estimated, 31st Dec. 1801, was

849,303 30

Difference, . . . . . 210,737 65

Arising from vessels employed in the foreign trade, making more than one voyage in the year, the same being subject to a duty upon each voyage. Vessels were built in the several districts, in the year 1801, and which took out registers for the foreign trade, . . . . . 91,890 42

And which took out licenses and enrolments for the coasting trade, . . . . . 32,864 81

In all, . . . . . Tons, 124,755 28-95ths.

I have the honor to be, sir, your most obedient, and most humble servant,

JOSEPH NOURSE, *Register*

*Honorable* ALBERT GALLATIN, *Secretary of the Treasury.*

Abstract of the Tonnage of the Shipping of the several districts of the United States, and of Recorded Vessels, on the last day of December, 1801.

1803.]

TONNAGE FOR THE YEAR 1801.

529

DISTRICTS.	Recorded.	Registered.		Enrolled and Licensed.		Licensed under twenty tons, for		Aggregate Tonnage of each District.	Proportions of the Enrolled and Licensed Tonnage employed in the		
		Permanent.	Temporary.	Permanent.	Temporary.	Coasting Trade.	Cod Fishery.		Coasting Trade.	Whale Fishery.	Cod Fishery.
	Tons. 95ths.	Tons. 95ths.	Tons. 95ths.	Tons. 95ths.	Tons. 95ths.	Tons. 95ths.	Tons. 95ths.	Tons. 95ths.	Tons. 95ths.	Tons. 95ths.	Tons. 95ths.
Portsmouth, <i>New Hampshire</i> ,	.	17,228.32	1,150.73	2,430.65	186.69	152.61	293.37	21,442.52	1,355.75	.	1,261.59
Newburyport, <i>Massachusetts</i> ,	.	13,348.23	1,807.23	3,717.92	134.50	85.69	312.92	19,406.54	3,207.41	.	645.06
Gloucester,	.	3,077.03	265.85	2,523.61	.	255.09	2,812.23	8,933.86	1,198.41	.	1,325.20
Salem,	.	19,585.29	520.65	5,507.68	.	44.17	60.81	25,718.70	2,327.63	.	2,680.05
Marblehead,	.	9,057.30	26.00	12,256.67	.	.	94.01	21,434.03	5,735.79	.	6,520.83
Boston,	.	73,044.46	9,143.35	12,748.69	1,390.93	270.28	472.06	97,069.87	11,511.92	214.64	2,413.06
Plymouth,	.	5,405.15	.	5,307.52	.	.	.	10,712.67	721.69	.	4,585.78
Barnstable,	.	382.09	.	13,294.54	.	452.87	158.68	14,288.28	6,050.78	111.76	7,131.90
Nantucket,	.	7,451.28	.	3,286.81	187.87	68.85	.	10,994.91	2,995.38	286.30	193.05
Edgartown,	.	69.18	.	491.91	.	202.44	.	763.58	429.58	.	62.33
New Bedford,	.	9,727.91	1,133.72	4,246.14	37.46	184.85	.	15,330.23	3,952.69	123.55	207.31
Dighton,	.	2,253.94	214.06	3,071.35	.	193.53	.	5,732.93	3,071.35	.	.
York,	.	791.67	.	1,847.18	.	175.87	117.19	2,932.01	1,201.38	.	645.75
Biddeford,	.	5,530.62	.	1,467.45	.	51.18	.	7,049.30	1,444.85	.	22.55
Portland,	.	17,566.67	1,558.61	5,365.94	.	370.65	507.36	25,369.38	4,750.07	.	615.87
Bath,	.	6,106.70	1,099.90	2,151.26	20.66	133.58	215.81	9,728.11	2,082.28	.	89.64
Wiscasset,	.	6,339.12	259.53	1,366.85	.	62.71	722.85	8,751.21	1,252.27	.	114.58
Penobscot,	.	2,749.86	180.74	4,753.59	.	239.27	540.54	8,464.15	4,641.47	.	112.12
Frenchman's Bay,	.	342.36	.	2,902.46	31.41	411.67	195.03	2,679.11	3,883.03	.	254.76
Machias,	.	445.88	90.21	783.61	.	52.39	81.30	1,453.49	635.86	.	147.70
Passamaquoddy,	.	127.20	2,434.33	188.66	371.46	200.52	.	3,322.27	298.86	.	261.26
Island, So. Hero, <i>Vermont</i> ,	.	179.24	.	.	.	.	.	179.24	.	.	.
Newport, <i>Rhode Island</i> ,	.	9,208.64	2,197.65	2,662.04	169.35	420.37	19.92	14,678.12	2,620.87	.	210.47
Providence,	.	10,318.33	514.55	1,955.04	.	67.82	.	12,855.79	1,955.04	.	.
New London, <i>Connecticut</i> ,	.	5,854.05	444.72	3,843.90	42.64	716.55	259.71	11,161.72	3,001.49	.	885.10
New Haven,	.	6,170.60	322.07	2,152.03	193.52	61.33	.	8,899.60	2,345.55	.	.
Fairfield,	.	1,417.05	85.83	3,531.21	.	80.10	.	5,114.25	3,531.21	.	.
Sag Harbor, <i>New York</i> ,	.	605.85	.	1,790.11	.	86.32	70.08	2,552.41	1,490.91	.	299.15
New York,	.	77,753.73	10,088.57	51,880.37	1,042.89	2,383.67	.	143,149.38	52,923.31	.	.
Perth Amboy, <i>New Jersey</i> ,	.	436.76	.	5,350.13	49.48	694.71	.	6,531.18	5,399.61	.	.
Burlington,	.	.	.	1,176.51	.	181.80	.	1,358.36	1,176.51	.	.
Bridgetown,	.	.	.	5,789.90	126.53	1,370.18	.	7,286.66	5,916.48	.	.
Great Egg Harbor,	.	202.24	107.45	2,284.80	.	160.86	.	2,755.45	2,284.80	.	.
<i>Pennsylvania</i> ,	.	102,802.55	6,232.85	6,352.45	446.23	644.82	.	116,480.05	6,798.68	.	.
Wilmington, <i>Delaware</i> ,	.	1,652.85	37.00	4,144.33	53.94	553.20	.	6,441.42	4,198.32	.	.
Baltimore, <i>Maryland</i> ,	.	45,839.79	6,721.36	8,007.51	.	1,719.94	.	62,288.70	8,007.51	.	.
Chester,	.	.	.	2,493.70	.	803.47	.	2,997.22	2,493.70	.	.
Oxford,	.	60.09	.	8,333.37	.	1,778.05	.	10,171.51	8,333.37	.	.
Vienna,	.	778.68	.	6,710.89	.	1,854.91	.	9,344.58	6,710.89	.	.
Snow Hill,	.	316.94	.	2,073.06	.	644.19	.	3,034.24	2,073.06	.	.
Annapolis,	.	.	.	1,356.44	.	447.31	.	1,803.75	1,356.44	.	.

ABSTRACT—Continued.

DISTRICTS.	Recorded.	Registered.		Enrolled and Registered.		Licensed under twenty tons, for		Aggregate Tonnage of each District.	Proportions of the Enrolled and Licensed Tonnage employed in the		
		Permanent.	Temporary.	Permanent.	Temporary.	Coasting Trade.	Cod Fishery.		Coasting Trade.	Whale Fishery.	Cod Fishery.
	Tons. 95ths.	Tons. 95ths.	Tons. 95ths.	Tons. 95ths.	Tons. 95ths.	Tons. 95ths.	Tons. 95ths.		Tons. 95ths.	Tons. 95ths.	Tons. 95ths.
Nottingham,				1,032.22		68.12		1,100.34	1,032.22		
Cedar Point, Nanjemoy,				1,355.02		423.19		1,778.21	1,355.02		
Georgetown,		66.68		643.23		266.70		976.56	643.23		
Norfolk, <i>Virginia</i> ,		18,161.00	5,411.33	8,734.42	972.36	2,113.30		35,392.46	9,706.78		
Bermuda Hundred, Petersburg,		2,476.57	606.65	3,291.54	155.00	389.70		6,908.56	3,436.54		
Hampton,				552.45		146.33		698.78	552.45		
York Town,		864.73	108.62	3,061.57		512.56		4,547.58	3,061.57		
Tappahannock,		439.73		3,315.09	161.53	590.20		4,496.60	3,476.62		
Yeocomico,				712.57		336.33		1,048.90	712.57		
Dumfries,				794.36	21.00	352.82		1,168.23	816.36		
Alexandria,		4,102.13	612.81	2,233.52	121.40	403.49		7,473.45	2,354.92		
Folly Landing,		357.44		978.18		943.17		2,278.79	978.18		
Cherry Stone.											
South Quay.				37.33				37.33	37.33		
Louisville, <i>Kentucky</i> .											
Wilmington, <i>North Carolina</i> ,		2,785.06	852.24	220.64	52.71			3,910.70	273.40		
Newbern,		3,701.03	447.54	915.24		373.60		5,437.46	915.24		
Washington,		2,210.01	1,475.28	1,118.33		275.86		5,079.53	1,118.33		
Edenton,		3,134.89	1,452.73	2,023.33	87.60	755.42		7,454.12	2,110.93		
Camden,		1,216.73	775.14	1,663.53		578.44		4,233.89	1,663.53		
Georgetown, <i>South Carolina</i> ,		107.77	218.91	1,004.53	353.93			1,715.29	1,368.51		
Charleston,		26,806.67	4,271.00	5,999.32	867.51	346.93		38,291.53	6,866.83		
Beaufort,		112.84		85.19				198.08	85.19		
Savannah, <i>Georgia</i> ,		3,702.87	2,795.56	810.90	558.11			7,867.54	1,369.06		
Sunbury.											
Brunswick.		410.65	45.55	52.80		49.37		558.47	52.80		
St. Mary's,		281.66	502.26	123.71		27.01		934.69	123.71		
Hardwick.											
Middletown,		15,644.82	272.50	4,333.92		461.62		20,713.01	4,251.29		82.63
Hudson,		2,603.42	360.35	1,220.25	32.19	17.30		4,233.56	1,252.44		
Waldoborough,		3,701.17	103.91	6,815.56		67.91	787.65	11,476.35	6,628.17		187.39
Havre de Grace,				1,173.34		168.76		1,347.15	1,178.34		
Little Egg Harbor.				821.18		83.19		904.37	821.18		
Ipswich,		291.05		626.00		105.19	235.67	1,257.91	382.41		243.54
Richmond,		481.46	677.48	1,920.73	61.38	46.51		3,187.66	1,932.16		
Kennebunk,		3,778.24	1,001.90	329.42		69.41	144.21	5,313.28	249.12		80.30
Bristol,		2,239.65	369.79	715.78		61.34		3,389.66	715.78		
Total,		563,906.37	69,000.60	270,310.28	7,961.03	28,296.19	8,101.85	947,576.48	246,255.34	736.35	31,279.57

## REGISTERED TONNAGE.

	<i>Tons. 95ths.</i>
The registered vessels which were employed in foreign trade, and the amount of registered tonnage of the United States, at the close of the year 1801, was	632,907 08

## ENROLLED AND LICENSED TONNAGE.

	<i>Tons. 95ths.</i>	
The enrolled vessels employed in the coasting trade, at the close of the year 1801, was	246,255 34	
The licensed ditto, under 20 tons, ditto, was	28,296 19	
		274,551 53

## FISHING VESSELS.

The enrolled vessels licensed for the whale fishery, at the close of 1801, amounted to		736 35	
Ditto ditto for the cod ditto, ditto, amounted to		31,279 57	
The licensed vessels under 20 tons for do. ditto, ditto, ditto		8,101 85	
			40,117 82
Aggregate amount of tonnage at the close of the year 1801,			947,576 48

TREASURY DEPARTMENT, *Register's Office*, 12th February, 1803.

I do hereby certify, that the foregoing statement is a true extract from the quarterly abstracts of tonnage rendered to the treasury, by the several collectors of the districts of the United States, for the year 1801.

JOSEPH NOURSE, *Register*.

7th CONGRESS.]

No. 76.

[2d SESSION.

## QUARANTINE REGULATIONS.

COMMUNICATED TO THE HOUSE OF REPRESENTATIVES, FEBRUARY 25, 1803.

Mr. MITCHELL, from the Committee to whom was referred the resolution of the House, of the 15th inst. "That provision ought to be made by law for the regulation of quarantine within the District of Columbia," made the following report:

The Committee would willingly have contented themselves with reporting a bill, but they reflected that something more was expected by the House. To prevent, in some measure, a disappointment in this respect, a summary view is offered of the present condition and operation of quarantine regulations. This is intended to be plain and practical, not loaded with historical research, nor incumbered with scientific discussion. Though aware of defects, they think it worthy of being referred to the House.

The term quarantine is used in the commercial world to denote the detention of a ship or vessel at a convenient place, some distance from port, for the space of forty days, for the purpose of freeing her from contagion and infection, supposed to have been transported in her from foreign places. Under the persuasion, that their own cities and habitations were exempt from such contagion and infection, and that these destructive agents were always introduced from strange or remote places, less salubrious than their own, mankind have taken great pains to protect themselves from external attacks of the distempers prevalent among their neighbors or strangers. By the presumption that contagion was frequent in many foreign settlements, and was readily transported from country to country by commercial communications, have the nations of the earth been influenced in framing the rules and the means of restraint imposed upon their mutual intercourse. They have often looked upon each other as lazars or lepers, and treated visitors and passengers, at certain seasons, as such.

The importance of the subject, as well to the commerce and revenue of the United States as to the happiness and security of her citizens, has induced your committee to look into it carefully and attentively. They have endeavored to gather facts, and to deduce therefrom correct conclusions. And, upon the most complete investigation which they have been able to give the subject, they are decidedly of opinion, that the ideas generally entertained, are often erroneous, and, at best, extremely defective.

It is true that many of the maladies and diseases which afflict mankind, such as small pox, for example, may be transferred from one person to another in a state of the atmosphere suited to the concentration and transmission of contagion. But of late, doubts have been entertained in the minds of some of the best observers, of such as have had great opportunities of knowing and judging, whether the like contagiousness is true of yellow fever, and the fever infesting ships, sickness of distant places, and the danger arising from any intercourse with them, is one of the trite themes of remark almost every where: few people can be brought to acknowledge the noxiousness of the soil and atmosphere of their permanent residence. Thus, the inhabitants of the West India islands are positive that they import yellow fever from Boston, New York, Philadelphia or Baltimore; while the residents of those cities, respectively, have been quite as decided in their convictions, that the same distemper is brought to them from Cape Francois, Kingston, Havana, and Demarara. Both sides are equally positive, and both about equally wrong. During the seven or eight hundred years in which these erroneous sentiments have been indulged, great embarrassments have been experienced, and at this day seem to be increasing. It is an object worthy the attention of the National Legislature, to correct, within these States, this growing evil.

It is apparent to your committee, that most, if not all, the infectious diseases, which at times afflict the crews of sea vessels, arise not from the ports or countries they have visited, but from causes which exist within the vessel. Human beings inhabiting crowded situations, engender and communicate diseases, which increase in frequency and malignity by sloth and uncleanness. Now, a ship is a human habitation, and sometimes the crew is very numerous, and usually prone to grow unclean. Frequently this uncleanness accumulates to a disgusting degree, and turns to poison: this poison stirs up pestilence. Arrivals from Europe have given recent and useful proofs of this. A ship is not merely a human dwelling; she is also a magazine or store house: within her sides, as in a common receptacle, are collected many sorts of things, prone to perish and corrupt. Beef, fish, pork, hides, and other animal substances, frequently taint the hold that contains them, with their deleterious vapors. This tendency to putrify is often increased by the scanty quantity and weak quality of the Liverpool salt with which they are put up. Their provisions spoiling during the West India voyages, and rotting on ship board, which is a well known case in hot climates,

render the birth and quarters of the men unhealthy. The crew sickens from the operation of such mischievous agents, and some of the hands are soon destroyed. The evil is increased when they are obliged to feed upon such impure meat as part of a daily ration. Not only animal substances, but onions, coffee, Indian corn, and various other vegetables, which are transported from country to country, contribute, by their occasional decay, to render unhealthy the vessels in which they are carried. From these causes it is well known, that vessels sailing between our ports and the southern islands degenerate, and frequently are found in a very filthy and unclean condition. From the corruption of their cargoes, and the uncleanness of the crews, ships may be filled with a venomous atmosphere, and the timbers, planks, bedding, &c. be charged or impregnated with the inbred mischief. Ships belonging to the United States afford instructive examples of sickness originating in an atmosphere, contaminated by the exhalations from spoiled putrid provisions on their outward bound voyages. A corrupting barrel of beef has done great injury on board a vessel sailing from Great Britain to the United States.

It is a remarkable fact, that ships and vessels, though so prone to become foul and pestilential, are seldom cleansed in so complete a manner as they ought to be. From the time that they are launched, to the day of their condemnation, few or none of them are perfectly purified. Year after year this foulness increases, inasmuch that old ships and vessels are usually the most foul and loathsome of human habitations.

Ships being thus, from their structure, tenants, and cargoes, peculiarly liable to accumulate pestilence, and are rarely or never cleaned out as they ought to be, carry that infectious miasm engendered within them, to all parts of the world. And, by a curious and unhappy mistake, the pestilence produced in these floating mansions has been almost always ascribed to the place from whence she last came, though that place may, and often has not had any kind of agency in the matter.

From these observations, it will appear indubitable to every reflecting mind, that the common mode of quarantine, by detaining a foul ship at anchor, will rather increase than remedy the evil intended to be guarded against. And that the usual bills of health are nugatory or deceitful; for if a clean ship sails from a sickly place, a foul bill of health will not really indicate an unfavorable state of health on board, nor prove the crew to be infected with the distemper that prevails in the port she left; nor will a clean bill prove that the people in a pestilential vessel are in good health, or that she is in a safe or fitting condition to be admitted to port. Hence, the two fold evil arises, of punishing the innocent, and letting the guilty go free; and, consequently, bills of health are either useless, or worse than nothing. With the Dutch, who are remarkable for clean ships, and who carry the system of purification on board their vessels to a greater extent than any other nation of Europe, quarantine is a mere form only. Pestilence can neither be bred nor continued, on board the vessels of the Hollanders.

Instead of the rigorous rules of quarantine adopted in the United States, your committee are of opinion, the evils intended to be guarded against thereby, might be more effectually prevented by less injurious means. It is remarkable what pains are usually taken to prevent the complete and healthy purification of ships. None of the regulations which have hitherto been entered into, direct the method of performing it, or insist upon it with sufficient energy. A ship cannot be deemed healthy and fit for a voyage, merely because the hold and windows have been opened after she is unladed, her decks washed and scraped, and the bilge water pumped out. Nor will the smoking her out with brimstone, tar, or nitrous and muriatic vapors, render her a suitable habitation to preserve the health and lives of men. As well might it be pretended, that infected rooms, beds, and clothes, could be purified by letting in the air, and setting fumigating mixtures into action; when all domestic experience teaches, that soap, ley, and lime, are sure and necessary auxiliaries in all cases of difficulty and danger.

It is a lamentable fact, that, under the present quarantine regulations, in many places, so little regard is paid to cleaning a fetid and infectious ship, that, provided she does not transgress the rules of the port where she happens to be, by proceeding beyond her prescribed limits, she may nevertheless weigh anchor, and go in her foul situation to any other port or city, without any manner of impediment. By this unskilful practice, is the poison of plague, pestilence, or yellow fever, produced, continued, and multiplied, in conformity with the order of nature, on ship board, and carried to all the places she visits. And while this dreadful custom prevails, there will not be an end of the rumors of imported contagion, and all the consequent terror and stagnation of business at home, and of detention and expense of quarantine abroad. The recent accounts of the severe quarantine of 120 days, imposed upon American vessels, in some of the principal ports of Spain, must fill every friend of our commerce with regret. It amounts to an almost total prohibition of our trade with those cities; and is viewed by your committee, as arising from the false alarms and unfounded suggestions among our own citizens. In order to prevent these alarming evils, it is necessary to form our health laws upon more scientific principles, and to regulate our commercial intercourse upon maxims more accordant with domestic neatness and economy.

Considering the magic influence of names, in certain circumstances, and the high importance of a correct nomenclature for legal and scientific purposes, it were to be wished that the term quarantine should be erased from the statute books of the Union, and of each particular State. Regulations, precise and explicit, should, in the opinion of your committee, be formed to prevent foul and infectious vessels, with sickly crews, from entering our ports, or proceeding on any voyage in that situation. Nor is the matter so difficult of execution as many have imagined. When a vessel arrives from any foreign port, let her be anchored at some convenient place. If any are sick on board, let them be landed and provided for. If she has any spoiled and putrid provisions or merchandise on board, let them be also landed, and then cause her to be scoured and cleansed, in every part, with clean water, soap, sand, ley, lime and other cleansing and purifying substances. After which, the admission of a plenty of clean and good air, will complete the object of purification. These are the methods we use with success to purify our habitations on the land. They are equally applicable to habitations on the water. And it is necessary to scour the latter as frequently and as thoroughly as the former. But as individuals, who own and navigate vessels, are too careless or forgetful to cause them to be frequently and efficaciously cleansed, there is a necessity for public authority to interfere. This interference should be exerted to purify every foul and pestilential vessel that enters a port, and not keep her idly and injuriously riding at anchor.

When the civilized world shall, with one accord, enforce the regular and exact purification of ships, there will be nothing on board to turn to pestilential, or any other fever-producing agent. And all the inquiry necessary now, is, when a vessel arrives, whether she is clean and healthy, or dirty. As the latter is almost always the fact, she should be cleansed by public authority, and never suffered to go to sea, no more than enter a port, in a foul internal condition. There would then be no vessels afloat carrying infection from place to place with them, and the tales about contagion from foreign ports would die away, and cease to agitate society, to the great detriment of our commerce, and disgrace of our rational, medical, and philosophical acquirements.

After taking this comprehensive view of the subject, it would have been pleasing to the committee to have proposed a plain, cheap, and expeditious mode of treating vessels arriving at the port of Alexandria, conformably to these principles; but the advanced period of the session prevents their offering any thing new or unexplored for the consideration of the House at this time. They content themselves, therefore, for the present, with calling the attention of the members to this important subject, and presenting, for their adoption, as a temporary expedient, a bill for extending the quarantine laws of Virginia to the territory of Columbia.



8th Congress.]

No. 77.

[1st Session.]

## SURVEY OF THE HARBOR OF NANTUCKET.

COMMUNICATED TO THE HOUSE OF REPRESENTATIVES, OCTOBER 28, 1803.

In obedience to the directions of a resolution of the House of Representatives, passed on the 16th day of February, 1803, the Secretary of the Treasury respectfully reports:

That John Foster Williams and Lemuel Coxe, who, in pursuance of the said resolution, were employed to take a survey of the harbor in the island of Nantucket, and of the bar and shoals near the same, have performed that duty, and reported their opinion as to the measures necessary to secure a sufficient channel for loaded ships destined for that port; which report, together with an estimate of the probable expenses, and a chart of the harbor and shoals, are respectfully submitted.

ALBERT GALLATIN.

TREASURY DEPARTMENT, *October 27th, 1803.*BOSTON, *25th September, 1803.*

SIR:

In pursuance of our appointment, communicated in your letters of the 25th July last, the undersigned have visited the island of Nantucket, and, having made the necessary survey of the harbor, bar, and shoals, contiguous to it, beg leave to submit to your consideration the following report:

That the harbor of Nantucket, situated on the north side, is a safe, capacious, and convenient port, having a sufficient depth of water, for all the purposes of the commerce of the island. On the eastern side, there is a large gulf, which extends in that direction six miles, and varies in breadth from one half to two miles; into this gulph the tide flows four feet at the ebb; the water on passing by Brant Point where the passage is narrowest, acquires an increased degree of velocity, and runs at the rate of two and a half miles an hour; from thence it spreads and passes over a wide extent of shoals to the sea. At Brant Point, where the current is most rapid, the channel is twenty-six feet deep; from this point it gradually shoals, in proportion as the rapidity of the current diminishes, by the spreading of the water, till it reaches the bar, where the force which the water acquires in its passage by Brant Point is spent.

The entrance to this harbor is obstructed by a bar, or range of sand banks, which extends from the eastern shore, in a western direction, across the mouth of the harbor, to the shoals which surround Tuckanuc island, and join the west extremity of Nantucket. On this bar, there is, at low tide, but four feet of water, except on that part which lies in the direction of the channel, marked on the chart which accompanies this with a dotted line; at that place there are three sand banks lying parallel to each other, measuring, from the edge of the outer to the edge of the inner bank, eleven hundred and twenty-two feet, on which the water varies in depth, from five to six feet, and between the banks, from six and a half to seven, and without this part of the bar, the water suddenly deepens to two and a half fathoms.

We are of opinion that it is very practicable to remove the obstruction to the entrance of this harbor, by opening a passage to the channel through this part of the bar, which is obviously the most proper place, as a greater depth of water can be obtained here with the same labor, than at any other part of the bar. By digging across these banks to the depth of two and a half and three feet, a channel may be procured, eight feet deep at low water, and as the common tides flow here four feet, there will be twelve feet at high water. This is the greatest depth that can be had, without removing the bed of the channel that lies within the bar to a great distance. The expense of forming a channel one hundred and fifty feet wide, which will be sufficient, and of the depth above mentioned, conformably to the annexed estimate, amounts to \$16,045, say, sixteen thousand and forty-five dollars. But we have no hesitation to offer our opinion that this work only would prove but a temporary removal of the difficulty: for such is the nature of the sand, and such the exposed situation of the place, unless some power is formed and applied to keep the passage open, the bar would in a short time be replaced.

Judging from the effect produced by the current at Brant Point, we are of opinion that the plan which promises the most successfully to effect this purpose, is to contract the passage of the water from the harbor, as near to the bar as is practicable; by this mean to increase the current, and give it a direction through that part of it where it is proposed to dig the channel: to accomplish this plan, it will be necessary to build two piers, of the form and in the situation they are marked out on the chart, where we have found, on examination, at the depth of two and three feet below the sand, a bottom of clay, which affords a very proper foundation for such an erection. Should the current, after passing the end of the piers, take a course different from the one intended, (and it is possible it may) it will become necessary to increase the length of the pier on the side it may turn. The plan of the piers forwarded with this, is, in our opinion, the cheapest and perhaps the best calculated to resist the storms to which they would be exposed: they are constructed by driving piles into the sand and clay, and raised two feet above high water mark, to admit the sea to break over them, and closed on every side so as to prevent the water from entering, and afterwards filled up with sand. The expense of building the piers, the cost of materials and necessary machines, amounts, agreeably to the annexed estimate, to \$38,075, say, thirty-eight thousand and seventy-five dollars, which added to the sum estimated for removing the bar, will make the sum fifty-four thousand one hundred and twenty dollars, to complete the whole work.

We have the honor to be, very respectfully, sir, your obedient servants,

JOHN FOSTER WILLIAMS,  
LEMUEL COXE.

*An estimate of the expense of building two Piers, 8,520 feet long and 15 feet broad, the cost of materials and necessary machinery.*

Lumber, 792 posts, averaged at 17 feet each,	-	-	-	13,464
912 ditto, 16 ditto,	-	-	-	14,592
<b>1,704 Posts containing in total,</b>	-	-	-	<b>28,056 ft</b>
or 702 tons of ton timber 12 inches square, a \$4	-	-	-	2,808
68,160 feet of string pieces, or 682 tons of ranging timber, a \$4	-	-	-	2,728
281 M. feet of 3 inch plank, a \$36	-	-	-	10,116
1,704 cross pieces, at 18 feet each,	-	-	-	30,672 ft.
or 306 of ranging timber, a \$4	-	-	-	1,224
852 braces, at 18 feet each,	-	-	-	15,336 ft.
or 153 tons of ranging timber, a \$4	-	-	-	612
				<b>\$17,488</b>

Iron,	20 tons of Iron @ \$120	-	-	-	-	-	-	2,400	
	working ditto, @ 4 cts. lb.,	-	-	-	-	-	-	1,792	
									4,192
Labor,	213 days' work for 20 men, who, it is calculated, will drive and complete on both sides of the pier, 40 feet per day, @ \$20	-	-	-	-	-	-	4,260	
	Compensation to the superintendent, @ \$4	-	-	-	-	-	-	852	
									5,112
	266 days' work for 24 men, with 4 dredging machines, will raise and fill, in this period at 160 tons per day, 42,600 tons, the quantity necessary to fill the piers, @ \$24	-	-	-	-	-	-	6,384	
									11,496
	Add for bad weather and other contingencies, 20 per cent.	-	-	-	-	-	-	2,299	
									13,795
Machines,	4 patent dredging machines, @ \$400	-	-	-	-	-	-	1,600	
	2 gondolas, with piling engines complete, @ \$500	-	-	-	-	-	-	1,000	
									2,600
									Dollars, 38,075

JOHN FOSTER WILLIAMS,  
LEMUEL COXE.

*An estimate of the expense of removing part of Nantucket bar, and the cost of machines necessary to perform that work.*

Labor,	That part of the bar to be removed is, say 1,200 feet long, 150 feet broad, and 3 feet deep, containing 540,000 cubic feet, at 100 lbs. is 27,000 tons.								
	900 days' work for 8 men, (with one machine, will remove, at 30 tons per day, 27,000 tons,) @ \$8	-	-	-	-	-	-	7,200	
	Compensation to the superintendent, @ \$4	-	-	-	-	-	-	3,600	
									10,800
	Add for bad weather and other contingencies, 25 per cent.	-	-	-	-	-	-	3,600	
									14,400
*Machines,	1 Dredging machine,	-	-	-	-	-	-	400	
	3 Lighters, @ \$300	-	-	-	-	-	-	900	
	6 Cables and anchors,	-	-	-	-	-	-	250	
	Cordage for warps,	-	-	-	-	-	-	50	
	Shovels and other necessary implements,	-	-	-	-	-	-	45	
									1,645
									Dollars, 16,045

JOHN FOSTER WILLIAMS,  
LEMUEL COXE.

8th CONGRESS.]

No. 78.

[1st Session.]

### SURVEY OF THE HARBOR OF NANTUCKET.

COMMUNICATED TO THE HOUSE OF REPRESENTATIVES, NOVEMBER 7, 1803.

Mr. SAMUEL L. MITCHELL, from the Committee of Commerce and Manufactures, to whom were referred the letter and report of the Secretary of the Treasury, of the 28th October, accompanying certain papers relative to the island of Nantucket, made the following report thereon, pursuant to the standing rule and order of the House:

It appears to the committee that, on the 11th day of February, 1803, a petition of the inhabitants of Nantucket, was presented to the House, stating that the entrance of their harbor had become more shallow of late, by an accumulation of sand; that their whaling vessels were unable to pass inwards and outwards, as easily as they used to do; and praying that the revenue accruing to the Government, from duties on import and tonnage, at the port of entry in the island, might be appropriated for the purpose of deepening the channel, or other relief extended to them. Also that on the 16th of the said month, on a recommendation of the Committee of Commerce and Manufactures, a resolution was passed by the House, authorizing the Secretary of the Treasury to employ proper and intelligent persons to take a survey of the harbor of the island of Nantucket, and of the bar and shoals near the same, as far as might be requisite, and to report their opinion of the measures necessary to secure a sufficient channel for loaded ships destined for that port, with an estimate of the probable expenses.

In obedience to such resolution, the Secretary of the Treasury did cause a survey and estimate to be made by Messrs. John Foster Williams and Lemuel Coxe, as appears by their letter dated Boston, 25th September, 1803, and by the letter and report of the Secretary of the Treasury, read before the House on the 28th of October last.

These gentlemen are of opinion, that it is practicable to open a channel from the ocean to the harbor, through the sand bar and shoals. The expense of forming such a passage, of 150 feet wide, and of the depth of 12 feet at high water, they estimate at sixteen thousand and forty-five dollars. But they unequivocally declare their belief at the same time, that, from the moveable quality of the sand, the channel would soon be filled to its former level. This

\* This calculation is made for one machine; but it will be expedient to employ as many as is convenient, in order to complete the work in as little time as possible. Three machines would, with a proportionate increase of men, finish the work in 300 days, and for a less sum by 610 dollars, besides what would be saved by the sale of the additional machinery after the business is complete.

would be, therefore, only a temporary removal of the impediment, unless some power should be found and applied to keep the channel open.

The power which they propose for effecting this object, is the current of tide water between the ocean and the harbor. To this they propose to give swiftness and deepness, by confining it between two piers; these piers are to begin from the shore on each side of the mouth of the harbor, and to proceed over the shoals towards the deep water beyond them. It is estimated that the length of the two piers will be eight thousand five hundred and twenty feet, and the breadth fifteen feet. The cost of lumber, iron, labor, and machinery, necessary to complete these structures, is estimated at thirty-eight thousand dollars.

The surveyors also state, that a further sum of money may be necessary to lengthen the piers, provided, the current, after passing the ends of them, should take a course different from the one intended. They state the possibility of this, and of the necessity there will be, in that case of adding to the length of the pier, on the side to which the current may turn.

A plan of the best and cheapest method of constructing the piers, as also a chart of the harbor and island of Nantucket, accompanies the Secretary's letter, and makes a part of his communication.

The manner in which these are executed, as well as the intelligent and candid spirit of the report and estimates, seem highly reputable to the gentlemen who made the survey.

On this statement of the facts, the committee remark, that, in the report of the surveyors, doubts are entertained on two cardinal points: first, whether in case the channel should be deepened by art, at the expense proposed in the estimate, any permanent good will be effected by it: secondly, whether when the piers shall be finished according to the plan, the water will run in the expected course and remove the sand to a sufficient depth. Success in both cases, seems to be very problematical.

The committee reflect with great pleasure on the enterprize and skill, with which the inhabitants of Nantucket have pursued the whale fishery; affording an admirable example of zeal and industry to all nations of the earth. To their exertions, not only our own country, but several others, are largely indebted for supplies of spermacei oil and whalebone. Such a body of citizens are peculiarly entitled to respectful attention, and the difficulty with which they are beset, cannot fail to excite a lively concern for their situation.

While thus the grievances of their case is impressed upon the minds of the committee, they cannot refrain to express their sense thereof to the House; and this they do by submitting the following resolutions:

*Resolved*, That the inhabitants of the island and town of Nantucket, in the State of Massachusetts, who presented a petition to this House on the 11th of February last, have leave to withdraw the said petition, together with the papers accompanying the same.

*Resolved*, That as the object of the petitioners is to obtain encouragement for whaling, a committee be appointed to resume the unfinished business of the last session, on the subject of the fisheries, and to report to the House, how, in their opinion, it will be most expedient for Congress to act thereon.

8th CONGRESS.]

No. 79.

[1st SESSION.

## INEQUALITY OF THE ALLOWANCES TO FISHING VESSELS.

COMMUNICATED TO THE HOUSE OF REPRESENTATIVES DECEMBER 15, 1803.

Mr. HUGER, from the committee to whom the petition of sundry inhabitants of the town of Gloucester, in the State of Massachusetts, was referred on the 18th ult. made the following report:

That the petitioners state, in general terms, that they feel themselves aggrieved, in consequence of the *inequality* of the bounty paid to the larger fishing vessels, and that which is paid to the smaller craft, employed in the cod fishery. No specific or peculiar inconvenience is pointed out, nor are the committee aware, in what manner the inequality of bounty can be supposed to operate injuriously on the immediate interests of the petitioners. The act by which a bounty was allowed to vessels employed in the cod fishery, was passed as early as the year 1792, and the inequality, now for the first time complained of, was then established. This was probably done upon the principle, that, as the difficulty and expense of navigating and fitting out vessels in the fisheries, would be greater in proportion to the increased size and tonnage of the vessel, it was meet and proper that the bounty should be apportioned accordingly. Experience appears to evince the correctness of this theory; for, the committee have reason to believe, that the proportion of small craft to that of the vessels of larger size, employed in the cod fishery, has greatly increased since the act of 1792 has been carried into operation—than which nothing can prove more clearly that the vessels of larger size are found comparatively less profitable than the small craft, notwithstanding the advantage they enjoy of receiving a somewhat larger bounty on their tonnage.

From this view of the subject, the committee deem it inexpedient to make any alteration in the mode of distributing the bounty heretofore established by law. They, therefore, respectfully recommend, that the petitioners have leave to withdraw their petition.

8th CONGRESS.]

No. 80.

[1st Session.]

## FISHERIES.

COMMUNICATED TO THE HOUSE OF REPRESENTATIVES, JANUARY 3, 1804.

Mr. HUGER, from the committee to whom was referred on the 15th November last, "the report of the committee appointed at the last session of the last Congress on so much of the message from the President of the United States, as relates to the fostering of the fisheries of the United States," with instruction to inquire, whether any, and if any, what measures are necessary for the encouragement of the whale and cod fisheries, made the following report:

That they have taken into consideration the report of the committee made to the last Congress, on the subject of the fisheries; that they coincide in opinion with that committee, as to the importance of the fisheries; and find the facts stated by them, and the inferences they have drawn from those facts, to be generally correct. The additional information, which has been obtained, leads them, moreover, to believe, that the conjecture hazarded in the above report, to wit: "that the cod fisheries have gained ground since the Revolution, more especially since the present Government first went into operation, whilst our whale fisheries, on the other hand, have, for some time past, been more or less on the decline," is well founded. The documents A, B, C, D, which have been received from the Treasury Department, and which the committee beg leave to include as a part of their report, seem to corroborate this opinion.

According to the document A, there were, in 1799, 26 vessels and 5,055 $\frac{3}{4}$  tonnage; in 1800, 17 vessels and 2,814 $\frac{3}{4}$  tonnage, and in 1801, only 15 vessels and 2,349 $\frac{3}{4}$  tonnage employed in the whale fishery; so that there was evidently a gradual and annual decline in this branch of business.

The document C, gives the quantity of oil, of spermaceti candles, and whale bone, exported from the United States during the 12 years preceding the year 1802. From this it appears, that, in the year 1791, there were exported 134,595 gallons spermaceti, and 447,323 gallons whale oil, 182,400 pounds spermaceti candles, and 124,829 pounds whale bone; but in the year 1802, only 28,470 gallons spermaceti, and 379,976 gallons whale oil, 135,637 pounds spermaceti candles, and 80,334 pounds whale bone. During the intermediate period, the quantity of these articles, the productions of the whale fisheries, exported from the United States, varied considerably: the greatest quantity of each specific article, exported in any one year being as follows, viz: of spermaceti oil, 231,762 gallons; of whale oil, 1,176,650; of spermaceti candles, 290,666 pounds; of whale bone, 452,127 pounds. The annual quantity, on an average for 12 years, from 1791 to 1802, inclusive, of each article is, in round numbers, of spermaceti oil, about 106,493 gallons; of whale oil, 573,941; of spermaceti candles, 197,967 pounds; and of whalebone, 191,334 pounds. It may be proper to add, that there would seem (from document B,) to have been a somewhat greater number of vessels and larger quantity of tonnage employed in the whale fisheries during the last than the two preceding years—20 vessels and 3,201 tons having been employed in this business during that year.

With respect to the cod fisheries, the above quoted document C, proves, that this branch of our fisheries has been, though slowly, yet gradually progressing. In 1791, there were 383,237 quintals of dried and 57,424 barrels of pickled fish exported from the United States, and the quantity of these articles annually exported, has annually increased from that period to the year 1802; when 440,954 quintals of dried and 75,819 barrels, and 13,229 kegs of pickled fish were exported from the United States. The average quantity of these articles exported annually during this period, was, of dried fish 402,226 quintals and of pickled fish 61,743 barrels; to which is to be added during the last seven years, an annual average exportation of 10,125 kegs of pickled fish. Agreeably to the report made to the last Congress on this subject, there were employed in the cod fishery in 1800, twenty-five thousand tons of shipping and 3,840 men, and on an average of ten years preceding, rather upwards of 33,000 tons of shipping and somewhat less than 5,000 men. In the year 1802, (document B,) there were 1,140 vessels, 39,399 tons of shipping, and 4,533 men employed in the same fisheries, exclusively of vessels and boats under the size of five tons, and the men navigating them, the number of each of which, the committee have reason to believe, has of late years considerably increased.

Such is the least imperfect view of the subject referred to them, which the committee find themselves enabled to present to the House. As the official information with respect to the fisheries heretofore received at the Treasury department, does not appear, however, to have been as full and as satisfactory as might perhaps be desired, the committee have ventured to suggest the propriety of a more detailed account of their actual state being required annually from the proper officers, and they doubt not but that the necessary steps will accordingly be taken by that department to carry this desirable object into effect.

In the mean time, the committee beg leave to state, in compliance with the instruction given them by the House, "to inquire, whether any, and if any, what measures are necessary for the encouragement of the whale and cod fisheries"—with respect to the last, (i. e. the cod fishery,) that, as it seems to have been gradually progressing under the present laws and regulations, they deem it unnecessary, at this time, to make any change in them, or to propose any further measure in regard to the cod fishery; unless the House should, in their wisdom, think proper to adopt the resolutions submitted to the House of Representatives, at the last session of Congress. It having, indeed, been suggested to them, that there was a larger proportion of foreign fish imported into the United States, than they were aware of, the committee had it in contemplation to propose an increase of duty on foreign fish. But understanding that a proposition to the same effect will ere long be submitted to the House from another quarter, they deem it unnecessary to interfere further in the business than to express their approbation of the measure.

The whale fishery, on the other hand, presents itself under a much less favorable aspect, it having been, for some years past, more or less on the decline. And yet there is no branch of industry whatever, perhaps, more highly important to the public. Strongly impressed with this truth, the committee think it a point of true national policy to afford it every encouragement and to endeavor, as much as possible to invigorate and reanimate it. They are perfectly aware, however, of the many demands on the Treasury, and feel a strong disinclination to draw unnecessarily on the public funds at this particular period. Yet believing that, in the critical situation in which the whale fisheries appear to be placed, some little encouragement, similar to that which seems to have had so beneficial an effect on the cod fisheries, might turn the scale, and give new life to this interesting branch of our national industry, they venture respectfully to submit to the House the following resolution:

*Resolved*, That there shall be paid to every vessel, carrying on the whale fisheries, for each and every ton of such vessel's burthen, if actually employed at sea, on one and the same voyage in the prosecution of the said fisheries, at least ——— and not exceeding ——— months, the sum of ——— cents; if at least ——— and not exceeding ——— months, the sum of ——— cents; if at least ——— and not exceeding ——— months, the sum of ——— cents. And if so employed at sea in one and the same voyage during ——— months and upwards, ——— cents: *Provided, however*, That no one vessel shall receive for any one voyage, a greater sum than ——— dollars.

TREASURY DEPARTMENT, December 2, 1803.

SIR:

I had the honor to receive your letter of the 23d instant, and now enclose three statements respecting the fisheries, which may be considered as supplementary to that transmitted last year.

It is proper to premise, that this last mentioned document is, so far as it goes, substantially correct, except in what relates to the whale fishery. This part of the statement was taken from the annual reports of the amount of district tonnage, and is found to embrace only the enrolled and not the registered vessels employed in that fishery. The enclosed statement A, shewing the number of vessels, and the amount of tonnage thus employed during the

years 1799, 1800, 1801, has been abstracted from the original returns made by the collectors, and is less defective than that of last year. Yet, owing to the form of some of those returns, it cannot be considered as perfectly correct. The statement B, of the cod and whale fisheries for the year 1802, is liable to the same objections in what relates to the whale, but is believed to be correct in what relates to the cod fishery, as the result is drawn from the licences actually taken by fishing vessels. It does not, however, include the fishing boats under five tons burthen employed without license, and not entitled by law to the allowance.

The statement C, which is an abstract of the produce of the fisheries exported from the United States for the years 1791 to 1802, seems to corroborate the opinion that the whale fishery has declined, and to establish the fact, that the cod fishery is rather progressing. It is, however, proper to observe, that, exclusively of the amount consumed within the United States, that statement does not include the quantities of fish and oil exported immediately to other countries, by vessels employed in the fisheries, and without having been previously brought and landed in the United States. Nor is it perceived that any mode can be devised by which to ascertain with precision that amount for the following years.

For the purpose of laying hereafter annually before Congress all the information which our custom-houses can afford on that interesting subject, it will be necessary to instruct the collectors to make distinct returns embracing the various objects connected with it. The enclosed form D, which has been prepared with that view, is submitted to the consideration of the committee; and such modifications or additions will be made to it as they may be pleased to suggest. It would be eligible to receive their observations early enough to enable this department to give the proper instructions and transmit to the collectors the form which may be ultimately adopted before the commencement of the next year.

I have the honor to be, with respect, sir, your obedient servant,

ALBERT GALLATIN.

Honorable BENJAMIN HUGER, Chairman, &c.

A.  
Abstract of the number of American Vessels and their Tonnage, employed in the Whale Fishery, during the years 1799, 1800, and 1801.

	Number of vessels.	Quantum of Tonnage.
For the year 1799, - - - - -		Tons. 95ths.
Do. 1800, - - - - -	26	5,055.34
Do. 1801, - - - - -	17	2,814.40
	15	2,349.32
	58	10,219.11

TREASURY DEPARTMENT, Register's Office, 1st December, 1803.

JOSEPH NOURSE, Register.

B.  
Statement of the Cod and Whale Fisheries, for the year 1802.

COD FISHERY.					WHALE FISHERY.		
Number of vessels employed.	Number of men.	Quantum of tonnage.	Amount of duties on tonnage.	Amount of allowances paid.	Number of vessels employed.	Quantum of tonnage.	Amount of duties on tonnage.
1,140	4,533	39,399	2,078	104,447 92	20	3,201	108

TREASURY DEPARTMENT, Register's Office, 1st December, 1803.

JOSEPH NOURSE, Register.

C.  
Abstract of the Produce of the Fisheries Exported from the United States, for the years ending on the 30th September, 1791, to 1802, inclusive.

	FISH.			OIL.		Spermaceti Candles.	Whale Bone.
	Dried.	Pickled.		Spermaceti.	Whale.		
	Quintals.	Barrels.	Kegs.	Gallons.		Pounds.	
Year ending 30th September, 1791,	383,237	57,424	- -	134,595	447,323	182,400	124,829
" " " 1792,	364,898	48,277	- -	63,383	436,423	157,520	154,407
" " " 1793,	372,825	45,440	- -	140,056	512,780	235,600	202,620
" " " 1794,	436,907	36,929	- -	82,493	1,000,208	214,960	354,617
" " " 1795,	400,818	55,999	- -	80,856	810,524	240,720	410,664
" " " 1796,	377,713	84,558	5,256	164,045	1,176,650	221,903	308,314
" " " 1797,	406,016	69,782	7,351	27,556	582,425	130,438	452,127
" " " 1798,	411,175	66,827	6,220	128,753	700,040	144,149	62,805
" " " 1799,	428,495	63,542	15,993	114,264	420,949	240,301	89,552
" " " 1800,	392,726	50,388	12,403	221,762	204,468	181,321	32,636
" " " 1801,	410,948	85,935	10,424	91,684	215,522	290,666	23,106
" " " 1802,	440,954	75,819	13,229	28,470	379,976	135,637	80,334
	4,826,712	740,920	70,876	1,277,922	6,887,288	2,375,615	2,296,011

TREASURY DEPARTMENT, Register's Office, December 1, 1803.

JOSEPH NOURSE, Register.

## D.

*A Statement of the number of Vessels, and their Tonnage, employed in the Whale Fishery, during the year 1802.*

TO WHAT DISTRICT BELONGING.						No. of Vessels.	Tons. 95ths.
Boston,	-	-	-	-	-	1	81.32
Nantucket,	-	-	-	-	-	1	200.20
Do.	-	-	-	-	-	1	217.45
Do.	-	-	-	-	-	1	219.53
Do.	-	-	-	-	-	1	246.20
Do.	-	-	-	-	-	1	170.00
Do.	-	-	-	-	-	1	221.13
Do.	-	-	-	-	-	1	256.00
Do.	-	-	-	-	-	1	61.63
Do.	-	-	-	-	-	1	160.86
Do.	-	-	-	-	-	1	236.42
Do.	-	-	-	-	-	1	61.00
Do.	-	-	-	-	-	1	50.00
New Bedford,	-	-	-	-	-	1	54.00
Do. do.	-	-	-	-	-	1	67.00
Do. do.	-	-	-	-	-	1	202.00
Do. do.	-	-	-	-	-	1	139.00
Do. do.	-	-	-	-	-	1	74.00
Do. do.	-	-	-	-	-	1	281.00
Sag Harbor,	-	-	-	-	-	1	202.00
Total,						20	3,200.89

N. B. The documents in the Treasury, do not exhibit the number of men employed in these vessels.

TREASURY DEPARTMENT, *Register's Office*, December 17, 1803.

JOSEPH NOURSE, *Register*.

[8th CONGRESS.]

No. 81.

[1st Session.]

### AMOUNT AND APPLICATION OF THE MARINE HOSPITAL FUND.

COMMUNICATED TO THE HOUSE OF REPRESENTATIVES, JANUARY 13, 1804.

In obedience to the Resolution of the House of Representatives of the 21st ultimo, the Secretary of the Treasury respectfully reports:

That the sums collected for the relief of sick and disabled seamen, from the establishment of the fund, to the 30th day of June, 1803, amount to \$244,079 55

Of which sum 22,067 dollars, and 81 cents have been deducted from the pay of seamen employed in the public service, and 222,011 dollars and 74 cents from that of seaman in private service.

And that there have been expended, during the same period, for the temporary relief of seamen,

And for the purchase, erection, and repairs of the public hospitals at Norfolk and Boston, \$22,345 33

Amounting altogether to \$176,631 10

And leaving an unexpended balance, on the 30th day of June, 1803, of 67,448 45

244,079 55

As will more fully appear by the enclosed statements, A, B, and C.

The annual proceeds of the tax on seamen being insufficient to afford relief to the sick seamen in every port, the expenditure has, from the commencement of the establishment, been confined to thirteen or fourteen ports; and it is proper to observe, that the seamen of every port participate in the benefits of the institution, if they happen to want assistance whilst in the selected ports. As that plan, under the circumstances of the fund, appeared, upon the whole, calculated to afford relief where it was most wanted, no alteration has yet been made to it, except that of adding Alexandria, since the assumption of jurisdiction of the United States over the District of Columbia, to the ports originally selected. But it is contemplated to diminish, by the adoption of more strict rules of admission in the hospitals of the large ports, the expense incurred there, and to extend, the ensuing season, the expenditure of the fund to eight or ten other ports.

Whilst, however, the receipts shall not exceed their present amount, it will still be impracticable to afford relief every where, and in every case; and there is reason to apprehend that the incompetency of the fund, arises less from the insufficiency of the tax, than from evasions of its payment. The moneys collected from seamen in private service, during the year ending on the 30th day of June, 1803, have not amounted to fifty thousand dollars. The tax being at the rate of 20 cents a month on each seaman whilst actually employed; the sum thus collected, is predicated on 250,000 months of actual service: which, supposing the seamen to be in service eight months in each year, would not account for many more than thirty thousand seamen. The actual tonnage of the United States amounted, during that year, to about one million of tons, which must require near fifty thousand seamen. It is therefore believed, that not much more than three-fifths of the tax, imposed by law, are actually paid; and there do not seem to be any efficient means, under the present system, by which evasions may be discovered and prevented. The most effectual remedy, if in other respects thought proper, would be the substitution of a tonnage duty, (which, at the rate of eight cents per ton, would be nearly equal to the tax intended to be collected,) to the payment of the tax by the owners of vessels, leaving to those owners the collection of the tax for their own use.

Some specific provision may also be wanted for the port of New Orleans: for, even if the law for the relief of sick and disabled seamen, should be extended to Louisiana, the effects of the climate will probably occasion a greater

expenditure in that port than in any other. The appropriation of 3,000 dollars made by Congress for that purpose, has been attended with beneficial consequences, as 473 sailors or boatmen were, during the last season, admitted in the hospital, or received medical assistance; of whom 452 were cured, three were relieved, four were dismissed for disorderly behavior, and fourteen died.

All which is most respectfully submitted.

ALBERT GALLATIN.

TREASURY DEPARTMENT, *January 11th, 1804.*

A.

*Statement of Moneys received by the Collectors of the Customs, in the several Ports of the United States, for the relief of sick and disabled Seamen, from 1st September, 1798, to 30th of June, 1802, ascertained from their accounts as settled at the Treasury.*

	Dolls. Cts.		Dolls. Cts.
Portsmouth, - - - - -	2,393 17	Wilmington, Del. - - - - -	2,517 99
Newburyport, - - - - -	2,987 32	Baltimore, - - - - -	16,061 94
Gloucester, - - - - -	1,042 26	Chester, - - - - -	330 67
Salem, - - - - -	6,912 73	Oxford, - - - - -	176 36
Ipswich, - - - - -	107 34	Vienna, - - - - -	1,114 38
Marblehead, - - - - -	1,141 67	Snowhill, - - - - -	401 53
Boston, - - - - -	22,249 41	Annapolis, - - - - -	329 22
Barnstable, - - - - -	1,760 34	Nottingham, - - - - -	253 20
Plymouth, - - - - -	1,074 17	Havre de Grace, - - - - -	450 50
Nantucket, - - - - -	505 81	Georgetown, Md. - - - - -	159 43
Edgartown, - - - - -	190 69	Nanjemoy, - - - - -	400 67
New Bedford, - - - - -	1,215 85	Norfolk, - - - - -	5,171 28
Dighton, - - - - -	758 01	Petersburg, - - - - -	1,266 31
York, - - - - -	210 85	Richmond, - - - - -	424 43
Biddeford, - - - - -	1,116 12	Hampton, - - - - -	39 57
Kennebunk, - - - - -	484 03	Yorktown, - - - - -	446 32
Portland, - - - - -	2,762 99	Tappahannock, - - - - -	641 04
Bath, - - - - -	511 91	Yeocomico, - - - - -	157 16
Wiscasset, - - - - -	770 75	Dumfries, - - - - -	186 37
Waldoborough, - - - - -	891 74	Alexandria, - - - - -	1,440 67
Penobscot, - - - - -	854 09	Folly Landing, - - - - -	270 84
Frenchman's bay, - - - - -	176 03	Cherry stone, - - - - -	296 30
Machias, - - - - -	54 19	South Quay, - - - - -	2 66
Passamaquoddy, - - - - -	252 58	Wilmington, N. C. - - - - -	1,398 07
Newport, - - - - -	3,613 41	Newbern, - - - - -	1,093 81
Bristol, - - - - -	242 79	Washington, - - - - -	483 42
Providence, - - - - -	3,144 60	Edenton, - - - - -	1,400 35
New London, - - - - -	2,543 31	Cambden, - - - - -	734 61
Middletown, - - - - -	1,954 77	Georgetown, S. C. - - - - -	180 48
New Haven, - - - - -	2,097 53	Charleston, - - - - -	13,617 52
Fairfield, - - - - -	867 16	Beaufort, - - - - -	1 35
Sag Harbor, - - - - -	284 42	Savannah, - - - - -	1,780 32
New York, - - - - -	29,745 89	Brunswick, - - - - -	11 85
Hudson, - - - - -	292 66	Hardwick, - - - - -	4 06
Perth Amboy, - - - - -	1,652 85	St. Mary's - - - - -	152 06
Burlington, - - - - -	392 91	Palmyra, - - - - -	139 37
Little Egg harbor, - - - - -	197 22	Detroit, - - - - -	22 10
Great Egg harbor, - - - - -	298 06		
Bridgetown, - - - - -	1,050 14		
Philadelphia, - - - - -	19,830 53		
			<u>\$172,190 01</u>

*Statement Of Moneys expended for the relief of sick and disabled Seamen, by the several Agents designated pursuant to the act of the relief of sick and disabled Seamen, from September 1, 1798, to June 30, 1802, taken from their accounts as settled at the Treasury.*

At Boston, - - - - -	\$12,942 84
Portland, - - - - -	339 46
Newport, - - - - -	7,723 64
New London, - - - - -	2,145 12
New York, - - - - -	19,347 91
Philadelphia, - - - - -	2,859 37
Baltimore, - - - - -	16,235 74
Norfolk, - - - - -	25,613 82
Alexandria, - - - - -	544 51
Wilmington, N. C. - - - - -	959 43
Newbern, - - - - -	213 50
Edenton, - - - - -	920 64
Charleston, - - - - -	21,771 37
Savannah, - - - - -	1,519 90
Total amount of expenditures, - - - - -	<u>\$113,137 25</u>

Of which, the sum of \$6,185 33 was applied to the purchase of a lot and building for a marine hospital at Norfolk.

The amount collected for the relief of sick and disabled seamen, from September 1, 1798, to June 30, 1802, by the above statement, is \$172,190 01

To which add the following sums, being advances made by the Secretary of the Navy, to the undermentioned agents, out of the fund arising from hospital money, collected from the seamen in the navy of the United States, viz:

To the agent at Newport, - - - - -	\$2,450 00
Do. Norfolk, - - - - -	10,185 33
Do. Charleston, - - - - -	4,500 00
	<u>17,135 33</u>

Total amount of marine hospital money to 30th June, 1802, - - - - - 189,325 34

From which the expenditures being deducted, as above stated, - - - - - 113,137 25

Leaves a balance, in favor of the fund, on the 30th June, 1802, of - - - - - 76,188 09

## B.

Statement of Moneys received by the Collectors of the Customs in the several Ports of the United States, for the relief of sick and disabled seamen, from July 1, 1802, to June 30, 1803, taken from their accounts and returns, as rendered to the Treasury.

	Dolls.	Cts.		Dolls.	Cts.
Portsmouth, . . . . .	621	53	Philadelphia, . . . . .	5,078	77
Newburyport, . . . . .	996	97	Wilmington, Delaware, . . . . .	866	27
Gloucester, . . . . .	317	41	Baltimore, . . . . .	3,536	67
Salem, . . . . .	1,879	49	Chester, . . . . .	95	45
Marblehead, . . . . .	227	45	Oxford, . . . . .	78	04
Boston, . . . . .	6,269	57	Vienna, . . . . .	251	02
Plymouth, . . . . .	313	58	Havre de Grace, . . . . .	124	06
Barnstable, . . . . .	532	48	Snow Hill, . . . . .	152	55
Nantucket, . . . . .	209	48	Annapolis, . . . . .	96	88
Edgartown, . . . . .	93	00	Nottingham, . . . . .	78	61
New Bedford, . . . . .	313	74	Nanjemoy, . . . . .	96	25
Dighton, . . . . .	234	00	Georgetown, Potomac, . . . . .	103	42
York, . . . . .	73	86	Hampton, . . . . .	79	20
Biddeford, . . . . .	157	63	Norfolk, . . . . .	2,159	72
Kennebunk, . . . . .	219	53	Petersburg, . . . . .	288	42
Portland, . . . . .	768	51	Richmond, . . . . .	234	39
Bath, . . . . .	240	41	Yorktown, . . . . .	135	32
Wiscasset, . . . . .	156	52	East river, . . . . .	82	57
Waldoborough, . . . . .	361	48	Tappahannock, . . . . .	234	61
Penobscot, . . . . .	270	54	Yeocomico, . . . . .	65	66
Frenchman's Bay, . . . . .	58	63	Dumfries, . . . . .	43	07
Machias, . . . . .	18	72	Alexandria, . . . . .	546	59
Passamaquoddy, . . . . .	55	76	Folly Landing, . . . . .	84	57
Ipswich, . . . . .	42	69	Cherry Stone, . . . . .	169	42
Newport, . . . . .	735	28	Massac, . . . . .	28	36
Bristol, . . . . .	225	87	Mississippi, . . . . .	108	29
Providence, . . . . .	1,115	72	Wilmington, N. C. . . . .	1,091	43
New London, . . . . .	547	62	Newbern, . . . . .	417	52
Middletown, . . . . .	369	13	Washington, . . . . .	167	38
New Haven, . . . . .	640	99	Edenton, . . . . .	443	50
Fairfield, . . . . .	279	01	Cambden, . . . . .	234	60
Sag Harbor, . . . . .	108	88	Georgetown, S. C. . . . .	75	16
New York, . . . . .	9,783	03	Charleston, . . . . .	2,226	14
Hudson, . . . . .	60	16	Savannah, . . . . .	577	21
Perth Amboy, . . . . .	508	63	Brunswick, . . . . .	27	41
Burlington, . . . . .	119	62	St. Mary's . . . . .	54	20
Bridgetown, . . . . .	289	86			
Great Egg Harbor, . . . . .	111	52			
Little Egg Harbor, . . . . .	90	53			
				49,821	73

Statement of moneys expended for the relief of sick and disabled Seamen, by the several Agents designated pursuant to the "Act for the relief of sick and disabled Seamen, from July 1, 1802, to June 30, 1803, taken from their accounts as rendered to the Treasury."

	Dolls.	Cts.
At Boston, . . . . .	4,321	81
Portland, . . . . .	508	27
Newport, . . . . .	182	30
New London, . . . . .	767	30
New York, . . . . .	12,716	78
Philadelphia, . . . . .	4,472	08
Baltimore, . . . . .	5,724	32
Norfolk, . . . . .	7,788	91
Alexandria, . . . . .	1,134	40
Wilmington, N. C. . . . .	474	82
Newbern, . . . . .	228	39
Edenton, . . . . .	901	91
Charleston, . . . . .	5,193	01
Savannah, . . . . .	750	33

Amount expended in the several ports of the United States, for relief of sick and disabled seamen, 45,164 63  
 To which add the amount expended at New Orleans, for the same object, 2,169 22

There has also been expended for repairs of the hospital at Norfolk, \$2,160 00

And a hospital has been built at Boston, in consequence of the act of 3d May, 1802, for which, although the whole amount of the cost has not been paid, yet as the hospital is completed, the expenditure may be considered as having taken place. The contract price for erecting the building is \$13,688. The cost of a wall and other small expenses, will probably increase the whole to 14,000 00

Total amount chargeable to marine hospital fund, 63,493 85

## C.

General Account of fund for relief of sick and disabled Seamen, from 1st Sept. 1798, to 30th June, 1803.

DR.

To amount collected by the collectors of the customs, for their object, from 1st Sept. 1798, to 30th June, 1802, per statement, A, . . . . .	172,190	01
To do. do. from 1st July, 1802, to 30th June, 1803, per statement, B, . . . . .	49,821	73
To amount received from the navy department, on account of hospital moneys collected from seamen in the navy of the United States, per statement, A, . . . . .	17,135	33
To amount due from the navy department to the hospital fund, on 30th June, 1803, as stated by the accountant of the navy, . . . . .	4,932	48

Dolls. 244,079 55



		Cr.
By amount of expenditures for relief of sick and disabled seamen, from 1st Sept. 1798, to 30th June, 1802, per statement, A.	113,137 25	
Of which there was expended for purchase of a hospital, &c. at Norfolk,	6,185 33	
	<hr/>	106,951 92
By amount of expenditures for relief of sick and disabled seamen, from 1st July, 1802, to 30th June, 1803, per statement, B.		47,333 85
By amount paid for hospital, &c. at Norfolk, per statement, A.	6,185 33	
By do. expended for repairs of do. per statement, B.	2,160 00	
	<hr/>	8,345 33
By cost of hospital, &c. at Boston, per do. do.		14,000 00
		<hr/>
		22,345 33
By balance, being amount of the fund on 30th June, 1803,		67,448 45
		<hr/>
		Dolls. 244,079 55

8th CONGRESS.]

No. 82.

[1st SESSION.]

## EXPORTS FOR THE YEAR ENDING SEPTEMBER 30, 1803.

COMMUNICATED TO THE HOUSE OF REPRESENTATIVES JANUARY 25, 1804.

TREASURY DEPARTMENT, *January 25th, 1804.*

SIR:

I have the honor to transmit, herewith, a statement of goods, wares, and merchandise, exported from the United States, during one year prior to the first day of October, one thousand eight hundred and three, and amounting to fifty-five millions eight hundred thousand and thirty-three dollars.

The goods, wares, and merchandise of domestic growth or manufacture, included in this statement, are estimated at forty-two millions two hundred and five thousand nine hundred and sixty-one dollars; and those of foreign growth or manufacture, at thirteen millions five hundred and ninety-four thousand and seventy-two dollars.

I have the honor to be, very respectfully, sir, your obedient servant,

ALBERT GALLATIN.

*The Honorable the SPEAKER of the House of Representatives.*

*Statement of Exports of the United States, from the 1st of October, 1802, to the 30th September, 1803.*

SPECIES OF MERCHANDISE.	Quantity or Value.	
	Domestic.	Foreign.
Ashes, Pot,	3,270	
Do. Pearl,	2,194	
Apples,	9,593	
Beer, Porter, and Cider, in casks,	37,750	3,360
Do. Do. in bottles,	356	292
Beef,	77,934	
Biscuit or ship bread,	108,272	
Do. Do.	38,085	
Buckwheat,	74	
Barley,	2,745	
Bran and Shorts,	1,221	
Beans,	41,877	
Butter,	2,489,954	
Boots,	1,701	125
Bricks,	736	
Bark, Essence of,	1,336	
Corn, Indian,	2,079,608	
Coal,	1,000	886
Cheese,	1,190,867	77,454
Chocolate,	12,414	
Cotton,	37,712,079	3,493,544
Coffee,		10,294,693
Cocoa,		367,177
Candles, Wax,	409	
Do. Spermaceti,	236,738	1,296
Candles Tallow,	1,255,442	5,555
Cables and Tarred Cordage,	2,880	1,974
Canvass or Sail Cloth,	6	
Cards, Wool and Cotton,	298	
Do. Playing,	3,198	5,796
Copper or Brass, and Copper manufactured,	6,233	6,170
Coaches and other Carriages,	9,893	
Flour,	1,311,853	
Fish, dried or smoked,	461,870	
Do. pickled,	76,831	
Do. do.	11,565	

## STATEMENT—Continued.

SPECIES OF MERCHANDISE.	Quantity or Value.	
	Domestic.	Foreign.
Furniture, household,	dollars, 53,756	
Flaxseed,	bushels, 311,459	
Flax,	pounds, 2,829	
Gunpowder,	do. 51,039	16,328
Ginseng,	dollars, 384,979	
Hats,	dollars, 17,585	9,573
Hams and Bacon,	pounds, 1,686,546	
Hair Powder,	do. 298	
Hops,	do. 915,473	
Hemp,	cwt. 173	130
Hides, raw,	number, 4,814	
Horned cattle,	do. 7,563	
Horses,	do. 5,569	
Hogs,	do. 6,859	
Iron, Pig,	tons, 877	
Do. Bar,	do. 177	
Do. Castings,	dollars, 5,923	
Do. all manufactures of,	pounds, 21,261	20,151
Indigo,	do. 55	21,148
Lard,	do. 2,052,302	
Leather,	do. 95,923	
Lead and shot,	barrels, 900	61,018
Meal, Rye,	do. 28,273	
Do. Indian,	do. 133,606	
Do. Buckwheat,	do. 229	
Molasses,	gallons, -	38,552
Mustard,	pounds, 1,585	
Mules,	number, 344	
Medicinal drugs,	dollars, 18,042	51,860
Merchandise, and, all other articles of goods not particularly enumerated,	dollars, 303,331	5,048,193
Nails,	pounds, 77,551	139,167
Oil, Linseed,	gallons, 3,816	
Do. Spermaceti,	do. 46,984	
Do. Whale and other Fish,	do. 550,535	
Oats,	bushels, 84,497	
Pork,	barrels, 96,602	
Pitch,	do. 4,808	
Peas,	bushels, 48,650	
Potatoes,	do. 79,217	
Poultry,	dozens, 7,694	
Rice,	tierces, 81,838	
Rye,	bushels, 50,753	
Rosin,	barrels, 5,861	
Spices, Pepper,	pounds, -	2,991,430
Do. Pimento,	do. -	335,906
All other,	dollars, -	132,264
Spirits foreign, from grain,	gallons, -	38,962
Do. do. from other materials,	do. -	260,320
Do. domestic, from foreign materials,	do. 802,965	
Do. do. from domestic produce,	do. 18,126	
Shoes and Slippers,	pairs, 26,058	853
Skins and Furs,	dollars, 532,367	
Saddlery,	do. 7,574	
Starch,	pounds, 7,166	
Soap,	do. 1,331,180	134,706
Sugar, brown,	do. 3,420	19,781,455
Sugar, clayed,	do. -	3,438,974
Do. Loaf and other refined,	do. 93,609	6,024
Snuff,	do. 17,534	394
Spikes,	do. -	24,811
Sheep,	number, 13,677	
Ship stuff,	cwt. 2,642	
Steel, unwrought,	do. -	624
manufactures of,	dollars, -	5,811
Salt, glauber,	cwt. -	80
other,	bushels, -	25,548
Segars,	pounds, -	9,396
Tobacco manufactured,	do. 152,415	
Do. unmanufactured,	hhds. 86,291	
Tallow,	pounds, 59,217	
Tea, Bohea,	do. -	1,853,035
Do. Souchong,	do. -	531,885
Do. Hyson,	do. -	95,208
Do. Other green,	do. -	666,364
Tar,	barrels, 78,989	
Turpentine,	do. 61,178	
Do. Spirits of	gallons, 11,336	
Wheat,	bushels, 686,415	
Whalebone,	pounds, 69,802	
Wax,	do. 197,148	
Wine Madeira, Malmsey, and London particular,	gallons, -	22,832
Do. all other,	do. -	10,495

## STATEMENT—Continued.

SPECIES OF MERCHANDISE.	Quantity or Value.	
	Domestic.	Foreign.
Wines, Sherry and St. Lucar	-	13,183
Do. Lisbon, Oporto, &c.	-	7,818
Do. Teneriffe, Fayal, Malaga, &c.	-	4,640
Do. all other in casks,	-	233,804
Burgundy, Champaigne, &c.	-	229
Claret and other in bottles,	-	14,016
Wood, Staves and Heading,	35,290	-
Do. Shingles,	78,926	-
Do. Hoops and Poles,	3,501	-
Do. Boards, Plank, &c.	79,225	-
Do. Timber,	20,172	-
Do. all other and Lumber,	67,102	-
Do. Oak, Bark, and other Dye,	225,732	-
Do. all manufactures of,	145,500	-

*A Summary of the Value and Destination of the Exports of the United States, agreeably to the foregoing statement.*

	Domestic Pro- duce.	Foreign Pro- duce.	Total Value to the dominions of each Power
Prussia,	173,837	145,788	319,625
Sweden,	6,325	4,472	
Swedish West Indies,	209,547	45,126	265,470
Denmark and Norway,	366,550	334,310	
Danish West Indies,	845,695	346,310	1,892,895
United Netherlands,	1,451,710	2,535,239	
Dutch West Indies and American Colonies,	1,323,092	177,593	
Dutch East Indies,	24,098	11,691	5,523,423
England, Man, and Berwick,	11,602,457	1,164,631	
Scotland,	2,474,518	89,590	
Ireland,	2,167,052	70,927	
Guernsey, Jersey, Sark and Alderney,	215,237	16,942	
Gibraltar,	390,053	115,687	
British African Ports,	10,792	-	
British East Indies,	107,301	67,973	
British West Indies,	5,624,647	90,973	
Newfoundland and British Fisheries,	282,395	69,113	
British American Colonies,	723,451	85,334	25,369,073
Hamburg, Bremen, &c.,	1,368,295	1,911,437	3,279,732
French European Ports on the Atlantic,	1,852,223	2,549,528	
Do. do. do. on the Mediterranean,	24,817	49,146	
French West Indies and American Colonies,	3,016,463	668,051	
Bourbon and Mauritius,	38,690	46,095	8,215,013
Spanish European Ports on the Atlantic,	1,244,490	104,130	
Do. do. do. on the Mediterranean,	501,398	126,091	
Floridas,	62,375	38,373	
Louisiana,	1,070,111	334,471	
Honduras, Campeachy, and Musquito Shore,	56,181	4,542	
Spanish West Indies and American Colonies,	563,261	314,305	
Teneriffe and the other Canaries,	84,623	29,188	4,533,539
Portugal,	1,520,488	291,984	
Madeira,	370,878	29,082	
Fayal and the other Azores,	23,848	2,241	
Cape de Verd Islands,	46,942	8,823	
Other African Ports,	9,339	1,923	
Italy,	362,586	1,208,977	2,305,548
Malta,	14,109	-	14,109
Triest and other Austrian Ports in the Adriatic,	419	41,606	42,025
Morocco and Barbary States,	25,573	11,184	36,757
Cape of Good Hope,	23,929	10,593	34,522
China,	150,017	22,478	172,495
East Indies, generally,	11,177	48,556	59,733
West Indies, generally,	1,454,363	150,041	1,704,404
Europe, generally,	176,699	156,754	335,453
Africa, generally,	25,340	10,018	35,358
South Seas,	-	826	826
North West Coast of America,	6,570	51,930	58,500
Total,	-	-	55,800,033

Total, - - - Dollars,

*A Summary of the Value of Exports from each State.*

	Domestic.	Foreign.	Total.	
New Hampshire,	443,527	51,093	494,620	
Massachusetts,	5,399,020	3,369,546	8,768,566	
Vermont,	89,510	27,940	117,450	
Rhode Island,	664,230	611,366	1,275,596	
Connecticut,	1,238,388	10,183	1,248,571	
New York,	7,626,831	3,191,556	10,818,387	
New Jersey,	21,311	—	21,311	
Pennsylvania,	4,021,214	3,504,496	7,525,710	
Delaware,	187,687	240,466	428,153	
Maryland,	3,838,396	1,371,022	5,209,418	
Virginia,	7,229,967	184,379	7,414,346	
North Carolina,	926,318	26,296	952,614	
South Carolina,	6,863,343	947,765	7,811,108	
Georgia,	2,345,387	25,488	2,370,875	
* Territory United States,	1,310,832	32,476	1,343,308	
<b>Total,</b>	<b>Dollars,</b>	<b>43,205,961</b>	<b>13,594,072</b>	<b>55,800,033</b>

	Domestic.	Foreign.	Total.	
* Detroit,	7,550	—	7,550	
Michilimackinac,	202,542	—	202,542	
Massac,	738	32,476	33,214	
Fort Adams,	1,099,702	—	1,099,702	
<b>Total,</b>	<b>Dollars,</b>	<b>1,310,832</b>	<b>32,476</b>	<b>1,343,308</b>

TREASURY DEPARTMENT, *Register's Office*, January 24, 1804.JOSEPH NOURSE, *Register*.

8th CONGRESS.]

No. 83.

[1st SESSION.]

## COLLECTION DISTRICTS OF PETERSBURG AND RICHMOND.

COMMUNICATED TO THE HOUSE OF REPRESENTATIVES, FEBRUARY 6, 1804.

Mr. DANA, from the Committee of Commerce and Manufactures, to whom was referred the memorial of sundry merchants residing within the districts of Petersburg and Richmond, submitted the following report:

By an act of the 10th of May, 1800, the two districts of Petersburg and Richmond, were established in lieu of the former district of Bermuda Hundred and City Point, in Virginia.

By another act of the same date, the commissions, to be allowed to the collectors of the customs therein mentioned, were fixed, respectively, at two and an half per centum for Petersburg and Richmond, and at three quarters of one per centum for the district of Norfolk and Portsmouth.

On the 3d of March, 1801, an act was passed, which rendered the authority of the collectors for Petersburg and Richmond in some measure common to both those districts, with respect to the entry of vessels and merchandise.

The memorialists request, that the districts of Richmond and Petersburg, may be placed on a similar footing with regard to that of Norfolk, as they are with regard to each other by the last mentioned act.

The distance by water from Petersburg to Norfolk is understood to be about 100 miles.

A letter from the Secretary of the Treasury, on the subject of this memorial, is herewith presented, and prayed to be received as part of this report. His observations are so fully satisfactory to the committee, that they deem it unnecessary to add any thing further, to evince the impropriety of altering the existing law in the manner requested by the memorialists. And they recommend to the House the following resolution:

*Resolved*, That no further order be taken on the memorial of sundry merchants residing in the districts of Richmond and Petersburg.

TREASURY DEPARTMENT, *January 26, 1804.*

SIR:

In conformity with the request contained in your letter of the 10th instant, enclosing the petition of sundry merchants of Richmond and Petersburg, I have the honor to submit to the consideration of the committee, the following observations:

The petitioners complain of the inconveniences under which they labor, by being obliged to secure and pay in Norfolk the duties accruing on merchandise imported by them but landed in the said port; and they request that the districts of Richmond and Petersburg, may be placed on the same footing with regard to the district of Norfolk, as they are to each other, under the provisions of the act of the 3d of March, 1803, entitled "An act to amend the act altering the districts of Bermuda Hundred and City Point."

By the general provisions of the collection law it is enacted,

I. That the master of every vessel arriving within any district shall make, on oath, to the collector of such district, a report and entry of the vessel, containing the names of the consignees, and of the ports to which the goods are destined.

II. That a vessel may, after such report, proceed to any other district or districts, with goods which shall appear by the report to be destined for such districts.

III. That the duties on such goods only as shall be landed in any district, shall be paid or secured in such district.

IV. That no goods shall be landed until after the duties thereon shall have been paid or secured, nor without a permit from the collector of that district where the duties have been thus paid or secured.

By the act to amend the act, altering the district of Bermuda Hundred and City Point, it has been provided, that, in respect to the districts of Petersburg and Richmond—

I. The master of any vessel arriving within either of the said districts, shall make entry of such vessel with the collector of the district wherein the owner or consignee of the vessel shall reside, instead of the district where the vessel may have arrived.

II. The landing and delivery of the goods shall be authorized by permits from the collector of each of the said districts, respectively, in which the said goods shall have been entered: which provision, as it stands, is surplusage; it being already enacted by the general collection law.

III. Importers or consignees residing in either district, shall make entry of their goods *only* with the collector of that district where they reside.

IV. Entries for goods, made, by agents, for persons residing in other districts, shall be made with the collector of the district in which such ship may discharge; which provision, being similar to that of the general collection law, is also considered as surplusage.

From thence it follows, that the only alterations made by the last mentioned act, consist,

I. In having made it the duty of the master to enter the vessel with the collector of that district where the owner resides; which provision, as the vessel may proceed to the district for which any part of the cargo is destined, does not effect the question of the place where the duties shall be secured and paid.

II. In compelling the owners or consignees of goods, who reside in Richmond or Petersburg, to enter those goods and to secure the duties accruing thereon, only with the collector of that district where they respectively reside; thereby depriving them of the privilege of occasionally importing their goods in the other districts, and of securing and paying there the duties.

For the said act not having repealed that general provision of the collection law, which directs "that duties shall be secured and paid only in that district where they shall be landed," it still remains in full force in the districts of Richmond and Petersburg; and goods must necessarily be landed and delivered in that district where the owner or consignee resides, since it is only in that district that, by the act of 3d March, 1803, duties can be secured and paid.

That act is susceptible of no other meaning; it has received no other construction; as will appear by the two letters of the Comptroller of the Treasury hereunto annexed,\* and instead of being a law intended to confer a benefit on the merchants, it is a regulation made for the sole purpose of insuring to the collector of each of those two districts the whole amount of the emoluments arising on the importations in Richmond and Petersburg, which are destined for his own district. As the greater part of the vessels laden for both districts, unload at Bermuda Hundred and City Point, which are in sight of each other—the first of which belongs to the district of Richmond, and the other to that of Petersburg—no apparent inconvenience arises, however, to the merchants, as goods may be landed from the same vessel in the district to which they respectively belong.

The petitioners are, therefore, mistaken in the mode which they suggest for obtaining the relief they seek; for it is not certainly their wish to be deprived of the privilege of having their goods *landed* at Norfolk; which would, however, be the only effect produced by the alteration they propose: and the object of their application can be effected, not by assimilating the provisions of the law, as they relate to Norfolk, to those in force with regard to Richmond and Petersburg, but by a deviation from all existing laws; by virtue of which, importers residing at Richmond or Petersburg, may secure, in the district where they reside, the payment of the duties accruing on goods imported for them in Norfolk, although such goods shall be landed and delivered in the last mentioned port.

A compliance with that prayer appears inexpedient for the following reasons:

Importers residing at Richmond or Petersburg, may direct that no goods destined for them shall be shipped except in vessels, the masters of which shall agree, after having landed such part of their cargo as belongs to Norfolk, to proceed with the residue to Richmond or Petersburg, thereby enabling the importers, under existing provisions, to secure and pay the duties accruing on their goods, in the district where they reside. If a different course is pursued, it is because it has been found cheaper or more convenient for the vessels to stop at Norfolk, and to have the goods destined for the upper ports transported in lighters.

No greater inconvenience is experienced by the petitioners, than by the merchants of any other port in the Union, who may occasionally find it convenient or necessary to import and have goods delivered in another port than that where they reside: and if the privilege applied for was granted, it would be equally proper to permit the merchant of Norfolk who may import goods in New York, to secure and pay the duties in Norfolk instead of New York, and to authorize the collector of Norfolk to grant permits accordingly for the delivery of the goods in New York.

The principle that duties shall be secured and paid in that district where the goods are landed, appears essential to the security of the revenue, as it does not seem practicable for a collector to have an efficient control over the subordinate officers of another port, viz. the surveyor, inspectors, weighers, measurers, and gaugers, whose duty it is to superintend the landing of all, and to ascertain the quantity and quality of a great portion of the merchandise imported.

No departure from that principle has ever taken place; and even if a different provision had been made for Richmond and Petersburg, as seems to have been supposed by the petitioners, no inference could be drawn from it in favor of its extension to Norfolk, in regard to goods belonging to the two first mentioned ports. The respective situation of those two districts is such, principally on account of Bermuda Hundred and City Point being a port common to both, that the two collectors, might, in some respects, act as joint collectors of both districts; and, in fact, there is a surveyor appointed by law, for the said port of Bermuda Hundred and City Point, who is an officer common to both districts; and who, under the directions of each collector, respectively, superintends the landing and delivery of the cargoes belonging to and landed there in either of the two districts. It is evident that the situation of Norfolk, in respect to those districts, precludes a similar provision, and that the proposed alteration would, in reality, (so far as relates to goods belonging to the districts of Richmond and Petersburg) make Norfolk a port of delivery for those two districts.

I have the honor to be, very respectfully, sir, your obedient servant,

ALBERT GALLATIN.

Honorable SAMUEL L. MITCHELL, Chairman of the Committee of Commerce and Manufactures.

\*These letters are not on file.

8th CONGRESS.]

No. 84.

[1st SESSION.

## TONNAGE FOR THE YEAR 1802.

COMMUNICATED TO THE HOUSE OF REPRESENTATIVES, FEBRUARY 15, 1804.

TREASURY DEPARTMENT, *February 14, 1804.*

Sir:

I have the honor to transmit the annual statement of the District Tonnage of the United States, on the 31st of December, 1802; together with an explanatory letter of the Register of the Treasury.

It appears, from those documents, that the actual tonnage of the United States, on the 31st of December, 1802, might be estimated at about 864,500 tons, viz:

Registered Tonnage,	-	-	-	-	-	-	-	-	560,400
Enrolled ditto,	-	-	-	-	-	-	-	-	261,300
Fishing ditto,	-	-	-	-	-	-	-	-	42,800

I have the honor to be, very respectfully, sir, your obedient servant,

ALBERT GALLATIN.

*The Honorable the SPEAKER of the House of Representatives.*

TREASURY DEPARTMENT, *Register's Office, February 13, 1804.*

Sir:

I do myself the honor of transmitting to you the annual statement of the District Tonnage of the United States, on the 31st of December, 1802, formed from the quarter yearly abstracts rendered to this office by the collectors of the several districts, and exhibiting the

Registered Tonnage at	-	-	-	-	-	-	-	-	Tons. 95ths.
Enrolled and Licensed ditto,	-	-	-	-	-	-	-	-	560,380.63
Fishing vessels at	-	-	-	-	-	-	-	-	289,622.74
									42,101.11
									Amounting to
									<u>892,104.53</u>

The tonnage on which duties were collected during the year 1802, is as follows:

Registered Tonnage,	-	-	-	-	-	-	-	-	798,805
Enrolled vessels,	-	-	-	-	-	-	-	-	261,318
Fishing vessels,	-	-	-	-	-	-	-	-	42,879
									Dutied Tonnage,
									<u>1,103,002</u>

The variation of 238,424.32 tons in the dutied tonnage, more than the district tonnage, arises from registered vessels making more than one voyage in one year, and from their paying tonnage duties for every voyage. The district registered tonnage has been corrected as far as practicable, according to the mode prescribed for the collectors, and as stated in your communication to Congress of the 27th February, 1801. The actual tonnage of the United States, on the 31st December, 1802, is therefore stated to be as follows:

Corrected Registered Tonnage,	-	-	-	-	-	-	-	-	560,380.63
Enrolled and Licensed vessels,	-	-	-	-	-	-	-	-	261,318.00
Fishing vessels,	-	-	-	-	-	-	-	-	42,879.00
									Tons,
									<u>864,577.63</u>

The tonnage of Enrolled and Licensed vessels, on which the annual duty was paid, being more correct than the district Enrolled and Licensed tonnage, is assumed on the same principle as it was in the last year's statement of the tonnage of the United States.

I have the honor to be, sir, your most obedient, and most humble servant,

JOSEPH NOURSE, *Register.*

*Honorable ALBERT GALLATIN, Secretary of the Treasury.*

Abstract of the Tonnage of the Shipping of the several Districts of the United States, and of Recorded Vessels, on the last day of December, 1802.

DISTRICTS.	Recorded.	Registered.		Enrolled and Licensed.		Licenced under twenty tons, for			Aggregate Tonnage of each District.	Proportions of the Enrolled and Licensed Tonnage employed in the		
		Permanent.	Temporary.	Permanent.	Temporary.	Coasting Trade.	Whale Fishery.	Cod Fishery.		Coasting Trade.	Whale Fishery.	Cod Fishery.
	Tons. 95ths.	Tons. 95ths.	Tons. 95ths.	Tons. 95ths.	Tons. 95ths.	Tons. 95ths.	Tons. 95ths.	Tons. 95ths.		Tons. 95ths.	Tons. 95ths.	Tons. 95ths.
Portsmouth, <i>New Hampshire</i> ,	.	17,908.38	891.21	2,444.20	87.87	96.65	.	369.92	21,798.38	1,069.34	.	.
Newburyport, <i>Massachusetts</i> ,	.	14,614.60	1,968.41	3,784.64	174.87	5.63	.	305.27	20,853.57	2,260.93	.	1,462.73
Gloucester,	.	4,221.74	.	2,425.00	.	297.79	.	2,795.01	9,739.59	1,095.72	.	698.58
Salem,	.	22,372.46	481.69	6,027.11	.	18.00	.	45.36	28,941.67	3,221.42	.	1,329.23
Marblehead,	.	9,452.02	.	13,751.09	.	.	.	156.85	23,360.01	9,968.57	.	2,805.64
Boston,	.	63,164.63	9,693.67	13,138.06	1,750.17	260.45	.	436.74	88,443.82	11,532.61	148.00	3,782.47
Plymouth,	.	5,405.63	.	7,595.07	.	.	.	13,000.70	2,259.36	.	.	3,207.57
Barnstable,	.	231.10	.	12,887.24	.	446.37	.	222.90	13,787.66	4,573.39	150.60	5,335.66
Nantucket,	.	9,625.74	.	3,031.55	62.20	69.31	.	25.30	12,814.20	2,478.56	222.63	8,163.20
Edgartown,	.	277.38	.	597.29	124.91	182.04	.	.	1,181.67	591.68	.	392.51
New Bedford,	.	11,521.71	1,101.75	5,371.72	.	168.30	.	11.17	18,174.75	4,873.66	58.75	130.52
Dighton,	.	2,287.16	.	3,755.54	.	171.75	.	.	6,214.50	3,625.49	.	439.26
York,	.	881.86	.	1,185.34	172.61	162.94	.	137.94	2,540.84	1,004.52	.	130.05
Biddeford,	.	4,998.90	.	1,779.67	.	426.67	.	44.91	6,823.58	1,747.63	.	353.43
Portland,	.	17,366.36	578.87	4,174.07	.	100.19	.	567.22	23,113.29	3,624.01	.	32.04
Bath,	.	5,798.01	1,584.01	2,671.38	.	43.22	.	238.57	10,392.21	2,631.54	.	550.06
Wiscasset,	.	7,371.31	86.03	1,589.29	.	188.90	.	719.54	9,809.44	1,433.50	.	39.79
Penobscot,	.	3,297.83	115.91	5,011.04	.	411.67	.	597.53	9,211.36	4,769.30	.	155.74
Frenchman's Bay,	.	343.26	.	2,923.87	.	40.94	.	202.30	3,881.20	2,650.03	.	241.69
Machias,	.	507.00	.	793.51	.	139.29	.	66.44	1,407.94	650.03	.	373.84
Passamaquoddy,	.	127.20	742.69	101.17	179.50	457.25	.	.	1,289.90	127.50	.	143.48
Newport, <i>Rhode Island</i> ,	.	8,697.24	746.43	2,266.18	28.00	19.92	.	53.29	12,215.12	1,977.70	.	153.17
Providence,	.	11,245.43	109.15	1,821.06	67.51	674.47	.	232.92	13,296.49	1,888.57	.	316.43
New London, <i>Connecticut</i> ,	.	5,749.31	192.60	3,964.63	.	99.30	.	.	10,814.08	2,233.41	.	.
New Haven,	.	6,382.77	451.17	2,231.69	135.25	107.85	.	.	9,300.28	2,366.94	.	1,731.22
Fairfield,	.	746.68	.	3,974.08	43.90	115.22	.	52.08	4,872.61	4,018.03	.	.
Sagg Harbor, <i>New York</i> ,	.	668.17	.	1,776.31	.	2,593.88	.	.	2,611.78	1,302.05	.	474.26
New York,	.	69,937.57	6,991.04	57,924.56	1,042.89	781.32	.	.	138,490.19	58,925.87	.	41.58
Lake Champlain,	.	31.50	.	.	.	191.44	.	.	31.50	.	.	.
Perth Amboy, <i>New Jersey</i> ,	.	395.74	13.36	5,287.15	.	1,403.58	.	.	6,477.62	5,287.15	.	.
Burlington,	.	.	.	1,059.27	.	153.31	.	.	1,250.71	1,059.27	.	.
Bridgetown,	.	71.03	224.38	5,620.19	.	631.79	.	.	7,319.23	5,620.19	.	.
Great Egg Harbor,	.	604.06	242.42	2,323.30	.	585.06	.	.	3,323.14	2,323.30	.	.
<i>Pennsylvania</i> ,	.	60,684.00	3,953.26	7,313.33	1,005.21	1,715.58	.	.	73,587.64	8,318.54	.	.
Wilmington, <i>Delaware</i> ,	.	1,037.45	920.37	4,275.38	163.09	837.68	.	.	6,981.40	4,438.47	.	.
Baltimore, <i>Maryland</i> ,	.	35,874.70	4,574.76	8,706.74	.	1,814.90	.	.	50,871.88	8,706.74	.	.
Chester,	.	.	.	2,310.13	.	837.68	.	.	3,147.81	2,310.13	.	.
Oxford,	.	343.89	44.00	8,445.72	.	1,834.16	.	.	10,648.61	8,445.72	.	.
Vienna,	.	1,364.10	24.21	6,153.62	.	.	.	.	9,376.14	6,153.62	.	.

ABSTRACT—Continued.

DISTRICTS.	Recorded.	Registered.		Enrolled and Licensed.		Licensed under twenty tons, for			Aggregate Tonnage of each District.	Proportions of the Enrolled and Licensed Tonnage employed in the		
		Permanent.	Temporary.	Permanent.	Temporary.	Coasting Trade.	Whale Fishery.	Cod Fishery.		Coasting Trade.	Whale Fishery.	Cod Fishery.
	Tons. 95ths.	Tons. 95ths.	Tons. 95ths.	Tons. 95ths.	Tons. 95ths.	Tons. 95ths.	Tons. 95ths.	Tons. 95ths.	Tons. 95ths.	Tons. 95ths.	Tons. 95ths.	Tons. 95ths.
Snow Hill, - - - - -	-	416.08	-	2,008.67	-	635.67	-	-	3,060.47	2,008.67	-	-
Annapolis, - - - - -	-	-	-	1,583.06	-	452.63	-	-	2,035.69	1,583.06	-	-
Nottingham, - - - - -	-	-	-	1,040.42	-	50.58	-	-	1,091.05	1,040.42	-	-
Cedar Point, Nanjemoy, - - - - -	-	-	-	1,519.14	-	423.79	-	-	1,942.93	1,519.14	-	-
George Town, - - - - -	-	210.72	273.86	672.67	-	308.11	-	-	1,465.46	672.67	-	-
Norfolk, Virginia, - - - - -	-	17,079.32	3,631.55	7,133.51	1,033.87	2,245.00	-	-	31,123.35	8,167.43	-	-
Bermuda Hundred, Petersburg, - - - - -	-	1,915.56	281.48	2,322.61	240.37	426.23	-	-	5,186.35	2,563.03	-	-
Hampton, - - - - -	-	-	92.14	293.61	42.19	98.76	-	-	526.75	335.80	-	-
York Town, - - - - -	-	864.73	108.62	2,985.41	240.37	488.44	-	-	4,687.67	3,225.78	-	-
Tappahannock, - - - - -	-	364.44	81.22	3,215.47	209.61	536.13	-	-	4,406.92	3,425.13	-	-
Yeocomico, - - - - -	-	-	-	780.23	-	340.23	-	-	1,120.46	780.23	-	-
Dumfries, - - - - -	-	-	-	717.49	21.00	278.79	-	-	1,017.33	738.49	-	-
Alexandria, - - - - -	-	4,188.83	1,201.20	2,517.21	242.84	439.88	-	-	8,590.11	2,760.10	-	-
Folly Landing, - - - - -	-	363.43	-	1,086.47	-	1,015.91	-	-	2,465.86	1,086.47	-	-
Cherrystone, - - - - -	-	-	-	519.06	-	391.59	-	-	910.65	519.06	-	-
South Quay, - - - - -	-	-	-	37.33	-	-	-	-	37.33	37.33	-	-
Louisville, Kentucky, - - - - -	-	388.83	-	-	-	-	-	-	388.83	-	-	-
Wilmington, North Carolina, - - - - -	-	4,088.89	1,628.67	530.03	52.71	51.11	-	-	6,351.51	582.74	-	-
Newbern, - - - - -	-	4,483.54	451.57	1,099.07	-	363.12	-	-	6,397.35	1,099.07	-	-
Washington, - - - - -	-	2,931.32	1,639.07	1,133.08	51.25	304.61	-	-	6,059.38	1,184.33	-	-
Edenton, - - - - -	-	3,452.65	1,307.11	2,558.48	-	754.11	-	-	8,072.40	2,558.48	-	-
Camden, - - - - -	-	874.66	542.03	1,775.89	-	531.41	-	-	3,724.09	1,775.89	-	-
George Town, South Carolina, - - - - -	-	366.12	416.71	658.59	301.73	-	-	-	1,743.25	960.37	-	-
Charleston, - - - - -	-	26,985.85	3,405.57	6,532.38	638.84	364.48	-	-	37,927.27	7,171.27	-	-
Beaufort, - - - - -	-	112.84	66.51	157.30	-	-	-	-	336.70	157.30	-	-
Savannah, Georgia, - - - - -	-	3,986.73	2,910.93	964.53	653.03	24.69	-	-	8,540.06	1,617.56	-	-
Brunswick, - - - - -	-	410.65	-	119.16	-	62.50	-	-	592.36	119.16	-	-
St. Mary's, - - - - -	-	66.04	277.83	98.18	128.04	26.54	-	-	596.68	226.22	-	-
Middletown, - - - - -	-	11,417.37	-	4,164.87	-	560.73	-	-	16,143.07	4,164.87	-	-
Waldoborough, - - - - -	-	4,366.79	367.72	8,288.90	-	23.85	-	748.64	13,796.10	8,080.68	-	208.22
Hudson, - - - - -	-	1,524.42	-	1,281.39	-	43.35	-	-	2,849.21	1,281.39	-	-
Havre de Grace, - - - - -	-	169.20	-	1,107.70	-	166.61	-	-	1,443.56	1,107.70	-	-
Little Egg Harbor, - - - - -	-	-	-	1,011.41	-	83.19	-	-	1,094.60	1,011.41	-	-
Ipswich, - - - - -	-	130.03	-	591.08	-	168.60	-	-	1,123.50	284.86	-	306.17
Richmond, - - - - -	-	1,109.33	565.64	2,266.85	119.28	28.51	-	-	4,089.71	2,386.18	-	-
Kennebunk, - - - - -	-	4,208.32	411.76	350.25	-	29.57	-	233.08	5,233.08	261.92	-	88.28
Bristol, - - - - -	-	2,550.04	254.62	913.86	-	35.65	-	16.27	3,770.54	913.86	-	-
East River, - - - - -	-	96.08	-	568.80	-	96.56	-	-	761.49	568.80	-	-
Total, - - - - -	-	504,732.38	55,648.25	285,096.85	9,013.76	29,079.58	-	8,533.56	892,104.53	260,543.16	580.08	32,987.42



## ABSTRACT OF TONNAGE, &amp;c.—Continued.

## REGISTERED TONNAGE.

The registered vessels which were employed in Foreign Trade, and the amount of registered tonnage of the United States, at the close of the year 1802, was - - - - - (a.) 560,380.63

## ENROLLED AND LICENSED TONNAGE.

The enrolled vessels employed in the Coasting Trade, at the close of the year 1802, was 260,543.16  
The licensed do. under twenty tons, for do. at do. do. 29,079.58  
289,622.74

## FISHING VESSELS.

The enrolled vessels licensed for the whale fishery, amounted to - - - 580.08  
Do. do. for the cod fishery, do. - - - 32,987.42  
The licensed vessels under twenty tons, for do. do. - - - 8,533.56  
42,101.11

Aggregate amount of tonnage at the close of the year 1802, - - - 892,104.53

(a.) The total amount of registered tonnage employed other than in the whale fishery, during the year 1802, was - - - 557,759.77  
The amount employed in the whale fishery, - - - 2,620.81  
Tons, - 560,380.63

TREASURY DEPARTMENT, *Register's Office*, February 10, 1804.

I do hereby certify that the foregoing statement is a true extract from the quarterly abstracts of tonnage rendered to the Treasury, by the collectors of the several districts of the United States, for the year 1802.

JOSEPH NOURSE, *Register*.

8th CONGRESS.]

No. 35.

[1st SESSION.]

## ADDITIONAL DUTY ON TONNAGE FOR THE SUPPORT OF LIGHT HOUSES.

COMMUNICATED TO THE HOUSE OF REPRESENTATIVES, FEBRUARY 18, 1804.

Mr. SAMUEL L. MITCHELL made the following report:

Report of the Committee of Commerce and Manufactures on the resolution of the House directing an inquiry to be made into the expediency of laying a tonnage duty upon vessels entering our ports, for the support of Light Houses.

The propriety of imposing light money upon vessels is universally acknowledged among maritime and commercial nations. Lights may be considered as affording greater security to lives and property on the seas, and as therefore lessening hazard and the rate of insurance. The coasts of some of the nations of Europe are much better illuminated than others; inasmuch as on some shores there is more danger to be apprehended, and in proportion as different Governments have turned their attention to this object.

Our own Government has attended to the erection of light houses, with a vigilant eye. Already their number on our extended sea coast amounts to thirty-one, as may be seen by turning to schedule C, accompanying a letter from the Secretary of the Treasury, printed herewith. Their sites have been purchased with the public money, and from parts of the national domain. Their improvements have been made by appropriations from the public treasury. The expenditures for these lots of land, and the buildings, enclosures, and other structures upon them, have cost considerable sums, which have been paid from time to time out of the national revenue. The liberal spirit with which these works have been carried on, is very honorable to the national character. The actual expense of supporting these light houses, including merely salaries for keepers, oil, and contingencies, and repairs, and excluding all charges for rent, or interest on the capital, is 49,058.05 dollars per annum; as appears also by schedule C. By the estimate of the appropriations necessary for the service of the year 1804, it appears that the light house establishment, in consequence of considerable augmentations, will require an appropriation of 55,951.33 dollars, exclusive of the new ones in contemplation during the present session. The aggregate amount of annual expense for this good and salutary establishment, may, therefore, be estimated to be about 60,000 dollars a year.

Foreign nations have adopted the practice of levying light money from the vessels which visit their ports. France, Portugal, and Spain, have long since collected money for supporting their light houses, from the ships of such nations as entered their harbors. This is the case at Bordeaux, Lisbon, and Malaga, though at each of these places the charge seems to be small. There does not appear to be any light money demanded, from foreign vessels, entering the harbors of Bremen, Hamburg, Marseilles, or Havre de Grace.

In charging their visitors for the benefits derived from light houses, no nation has equalled the British, as none has a coast so excellently illuminated. An idea may be entertained of the expenses incurred by an American ship entering the harbor of Cork, for Irish lights, by inspecting documents No. 6. The receipts of the collectors of the ports of London, Liverpool, and Hull, exhibited in documents No. 1, 2, and 3, will show the amount of light money paid by American vessels navigating the Irish and English channels. These sums are very considerable, and have been complained of as oppressive; especially as they are exacted from vessels which merely cast anchor in any of their ports for the purposes of receiving orders, without entering or discharging their cargoes, and when destined to ports not belonging to the British dominions. (See document No. 4.) From the eastern coast of England, it is customary to charge American vessels for the lights in Scotland, upon the presumption that they may return through the northern seas. See document No. 5, and 3. (a.)

A table is given in document No. 7, of the light money paid by ships belonging to Great Britain and Ireland, and ships not belonging to Great Britain and Ireland, on a voyage through the North and South channels, from Liverpool to the Baltic and back.

An exhibition of the light money paid by American and other vessels not British, on a voyage from America to Hamburg and back, if they touch at Falmouth in England, is given in document No. 8. In the same table may be seen the sums paid by British vessels performing similar voyages, as also the light money paid by United States and British vessels, up and down St. George's Channel, without calling at Falmouth.

A variety of instruction on this subject, and of the collateral objects of tonnage and quarantine to which our vessels are subjected, is contained in document No. 9. In document No. 10 is contained an exhibition of the light money paid in the port and district of Bristol, in England.

By schedule A, it appears that the foreign tonnage reckoned in the ports of the United States, amounts to 146,779 tons. By schedule B, it appears to what nations these ships belong, and that so many of them as amount to 104,262 tons, belong to subjects of Great Britain. By document No. 9, it appears that the tonnage duty on American shipping entering a British port and clearing, amounts to six shillings sterling (or 133½ cents) the ton; while British ships entering the ports of the United States, pay only the ordinary tonnage duty of 50 cents the ton. There is thus an excess of 83½ cents charged by the British on American ships over and above the sum charged by our Government on theirs. This great disparity affords good ground for a fair and unexceptionable countervail. And, indeed, justice and a respect for our own rights require it to be done.

On considering what would be the best method of collecting a tonnage duty for supporting light houses, it appeared to be better to declare that a moderate sum in gross, and in lieu of specific charges for lights, should be paid by every vessel, than to lay it upon the successive lights which they have seen, or may be presumed to have passed.

The Committee, therefore, submits its opinion to the House, in the form of a proposition, in the following words:

*Resolved*, That a tonnage duty of forty cents the ton, be levied and collected, under the denomination of light money, from all foreign vessels which shall enter the ports of the United States.

TREASURY DEPARTMENT, *January 19th, 1804.*

SIR:

I have the honor to enclose three statements, A, B, and C; the two first respecting the foreign tonnage employed in the trade of the United States, and the last showing the annual expense of supporting the light houses heretofore erected in the United States.

The quantity of oil distributed for each light house, is estimated at the rate of one dollar and twenty-five cents per gallon. The contingent expenses arise from the transportation of oil, commissions to superintendents, and repairs to the buildings: these are found to amount, on an average, to about eighteen per cent. on the regular expense incurred for the salaries of light house keepers, and for oil; but vary, every year, as relates to each light house. In the statement C, they are computed, for each, at the rate of 18 per cent.

There are four light houses authorized by acts of Congress; but which, not being yet erected, are not included in the statement, viz. Near Penobscot, in Massachusetts; on Gull's Island, at the entrance of the sound, in New York; on New Point Comfort, in Virginia; and on Cumberland Island, St. Mary's, in Georgia. Their annual support may be estimated at \$6,000.

In addition to those expenses, about \$6,500 are annually expended for the stakeages and buoys which are supported by the United States; and it will be observed that no part of the expenses incurred for the purchase of ground and erection of buildings, is included in the statement.

I have the honor to be, very respectfully, sir, your obedient servant.

ALBERT GALLATIN.

Honorable SAMUEL L. MITCHELL, *Chairman of the Committee of Commerce and Manufactures.*

SCHEDULE A.

*Statement of the Tonnage of Foreign Vessels entered into the United States, for the years 1800, 1801, and 1802.*

In the year 1800,	-	-	-	-	-	-	-	-	123,882 tons.
1801,	-	-	-	-	-	-	-	-	158,365
1802,	-	-	-	-	-	-	-	-	*146,779

\*The tonnage for this year, as stated in the report of the Secretary of the Treasury, is 143,366 tons.

To which add, for accounts which have been subsequently settled at the Treasury, 3,413

146,779 tons.

TREASURY DEPARTMENT, *Register's Office, January 14, 1804.*

JOSEPH NOURSE, *Register.*

SCHEDULE B.

*Statement exhibiting the Tonnage of each Foreign Power, entered into the United States, in the year 1802.*

Great Britain,	-	-	-	-	-	-	-	-	104,262 tons.
France,	-	-	-	-	-	-	-	-	7,659
Spain,	-	-	-	-	-	-	-	-	8,582
Portugal,	-	-	-	-	-	-	-	-	1,111
United Netherlands,	-	-	-	-	-	-	-	-	102
Hanse Towns,	-	-	-	-	-	-	-	-	12,980
Denmark,	-	-	-	-	-	-	-	-	6,492
Sweden,	-	-	-	-	-	-	-	-	1,127
Prussia,	-	-	-	-	-	-	-	-	2,994
American built, owned by Great Britain	-	-	-	-	-	-	-	-	519
British built, owned by Americans,	-	-	-	-	-	-	-	-	951
									Tons, 146,779

TREASURY DEPARTMENT, *Register's Office, January 16th, 1804.*

JOSEPH NOURSE, *Register.*

## SCHEDULE C.

Statement shewing the number of Light Houses supported by the United States, the places where situate, and the expenses of each for one year.

WHERE SITUATE.	Keeper's salaries per annum.	Oil for one year's supply.	Contingent Expenses.	Total expenses.
Portsmouth, <i>New Hampshire</i> ,	\$200 00	\$750 00	\$171 05	\$1,121 05
Boston, <i>Massachusetts</i> ,	333 33	1,250 00	284 64	1,867 97
Nantucket,	266 67	938 00	216 32	1,420 99
Ditto Beacon,	120 00	750 00	156 60	1,026 60
Cape Roge,	200 00	750 00	171 05	1,121 05
Thatcher's Island,	266 67	1,875 00	385 38	2,527 05
Plum Island,	266 67	625 00	160 38	1,052 05
	200 00	1,000 00	216 00	1,416 00
Plymouth,	200 00	1,000 00	216 00	1,416 00
Seguin Island,	200 00	1,625 00	328 50	2,153 50
Baker's Island,	266 67	1,250 00	272 88	1,789 55
Cape Cod,	200 00	875 00	193 50	1,268 50
Wigwam Point,	200 00	500 00	126 00	826 00
Gayhead,	200 00	625 00	148 50	973 50
Newport, <i>Rhode Island</i> ,	200 00	938 00	204 84	1,342 84
New London, <i>Connecticut</i> ,	200 00	938 00	204 84	1,342 84
Faulkner's Island,	200 00	938 00	204 84	1,342 84
Lynde's Point,	150 00	938 00	195 84	1,283 84
Montauk, <i>New York</i> ,	266 67	1,750 00	362 88	2,379 55
Sandy Hook,	333 33	1,625 00	352 44	2,310 77
Eaton's Neck,	333 33	1,625 00	352 44	2,310 77
Cape Henlopen, <i>Delaware</i> ,	333 33	1,562 50	341 28	2,237 11
Cape Henry, <i>Virginia</i> ,	333 33	1,250 00	284 64	1,867 97
Smith's Point,	250 00	781 25	185 58	1,216 83
Old Point Comfort,	250 00	781 25	185 58	1,216 83
Cape Fear, <i>North Carolina</i> ,	333 33	1,250 00	284 64	1,867 97
Cape Hatteras,	333 33	2,000 00	464 94	3,048 27
Shell Castle,	250 00			
Charleston, <i>South Carolina</i> ,	333 33	1,000 00	239 94	1,573 27
George Town,	333 33	1,000 00	239 94	1,573 27
Tybee, <i>Georgia</i> ,	333 33	1,500 00	329 94	2,163 27
	7,886 65	32,690 00	7,481 40	49,058 05

## No. 1. (a.)

Light Money, Trinity House dues, and Ramsgate harbor money, demanded of a United States ship entering the port of London.

Received, the 21st day of October, 1803, at London, of Mr. Robert Wills, master of the good ship or vessel called Shepherdess, of the burthen of 442 tons, bound from America to London, and to America, £49 16 0, the amount of the duties due for the maintenance of the lights under mentioned.

£49 16 0  
3 13 8

C. A. STEPHENSON, Collector.

£53 9 8

Edystone, 24s.; Goodwin, 12s.; Forelands, 24s.; Dungeness, 24s.; Owers, 12s.; Needles, 12s.; Portlandt, 12s.; Casketts, 12s.; Lizard, 12s.; Longships, 12s.; Scilly, 12s.; and Nore Light.

## (b.)

TRINITY HOUSE, London, 21st October, 1803.

The Shepherdess, of Virginia, Robert Wills, master, hath paid the duties to the Trinity-House.

Tons 442.  
£14 3 8.

G. L. REED.  
THO. BROWN.

## Ramsgate Harbor Duty.

PORT OF LONDON.

Receipt No. Received, the 21st day of October, 1803, of Rt. Wills, master of the Shepherdess, registered at \_\_\_\_\_, of the burthen of 442 tons, bound from America to London, and back, the sum of £3 13 8, for the duty of 17 tons, payable for the said voyage in and out, to the Trustees, for the maintenance and improvement of the harbor of Ramsgate, by virtue of an Act of Parliament, made in the thirty-second year of His Majesty George III.  
£3 13s. 8d.

C. A. STEPHENSON, Collector.

N. B. The masters and owners are entitled to receive back the like sum from the merchants for every ton of goods loaded on board such ship or vessel.

## No. 2.

Light money paid by a United States ship, entering the port of Liverpool.

## (a.)

PORT OF LIVERPOOL.

Received, the 11th day of March, 1803, from Elihu Smith, master of the Ocean, an American vessel, burthen 288 tons, arrived from \_\_\_\_\_, and now bound to New-York, the sum of four pounds sixteen shillings; by virtue of an act of Parliament, made in the third year of the reign of his sacred majesty King George the second, &c. for supporting a light-house on the island or rock, called Skerries, in St. George's channel.

£4 16s.

GEORGE BLUNDELL, Collector.

2d. Stamp.

(5.)

PORT OF LIVERPOOL.

Received, the eleventh March, 1803, from Elihu Smith, master of the Ocean, an American vessel, burthen 288 tons, arrived from ———, and now bound to New York, the sum of nine pounds twelve shillings, for the Milford and Small lights, viz:

4	16	Milford,
4	16	Smalls,
		2d. Stamp.

£9 12 2

T. PARKESS, Collector.

No. 3.

*Light money, and Dover and Ramsgate harbor money, demanded of a Fredish (United States) ship, entering the port of Hull, in England, and coming home north about.*

(a.)

CUSTOM HOUSE HULL, 9th July, 1803.

Received of Mr. John Hutchinson, master of the Sally, of Baltimore, lately arrived from and now bound to Baltimore, the Spurn, Foulness, Dudgeon, Shawl, Orford and Winterton, Lowestoft, Hanbro, Gatt, Harwick, Sunks, Goodwin, Forelands, Dungeness, Portland, Owers, Casket, Needles, Eddystone, Scilly, Lizard, and Longships lights; also for Dover dues for voyage in, and the Fern island, Timmouth, and Scotch lights, for the voyage out.

W. BAILEY, Collector.

Lights	£42	2s.	5½d.
Down	2	3	- 9

£44 6 2½

(b.)

*Ramsgate Harbor Duty.*

HULL, ———.

*Receipt No. 3.* Received the ninth day of July, 1803, of Mr. I. Hutchison, master of the Sally, registered at Baltimore, of the burthen of 349 tons, bound from Baltimore to Amsterdam, the sum of one pound nine shillings and a penny, for the duty of three pence per ton, payable for the said voyage in, to the trustees for the maintenance and improvement of the harbor of Ramsgate, by virtue of an act of Parliament, made in the thirty-second year of his Majesty George III.

£1 9s. 1d.

W. BAILEY, Collector.

N. B. The masters and owners are entitled to receive back the like sum from the merchants for every ton of goods loaded on board such ship or vessel.

No. 4.

Ship Russell, Captain Gibbs, paid £30 0 5½ for lights at Cowes, stopped for orders in 1802, and went to Rotterdam.

230 Tons:

No. 5.

CUSTOM HOUSE, HULL, September 18, 1802.

Received of Mr. S. B. Burger, master, from New York, and now bound to New York, the Spurn, Fern Island, and Timmouth lights—Also, for the lights on the borders of Scotland.

£9 11s. 8d.

W. BAILEY, Collector.

No. 6.

*Remarks from the port of Cork, in Ireland.*

Ships of all countries, except of this country (British) arriving here, from any part so situate, as the vessel has not to pass through the English or Irish channels, or within 20 leagues of any of their outermost lights, pay six pence per ton for the Irish lights; and British ships pay two pence per ton; and if foreign ships pass through the aforesaid channels, on their way hither, they have to pay (exclusive of the six pence per ton, Irish light) two pence per ton for the Eddystone and small lights, each paid for the south channel; and four pence per ton for the Skerries light, in the North or Irish channel, *each passage*—and British ships pay half that. But such vessels as belong to England, are obliged, on their return to England, to pay, also, for every other light, situate on that part of the English coast, that they have passed in their preceding voyage.

Kinsale, is the next neighboring port to this, in which the aforesaid regulations are pursued. But, I should observe, that there are some new regulations to take place shortly in this port, which will advance the rate of expense on vessels entering, and of which I shall advise you. At present, the ballast money is only two pence per ton, and five shillings and six pence anchorage.

There is no established rule for quarantine charges. The King's boat gets generally from two to six guineas, according to the time of attending. Cost of pratique, about three guineas, and then some additional gratuity to the pilot and revenue officers, if any have been detained on board, during quarantine.

No. 7.

An account of Lights payable for Vessels bound from Liverpool to the Baltic, and back.

	Ships belonging to Great Britain and Ireland.	Ships not belonging to Great Britain or Ireland.
Through the South Channel.		
Skerries, . . . . .	2d. per ton, . . . . .	4d. per ton.
Smalls, . . . . .	2 . . . . .	4
Milford, . . . . .	2 . . . . .	4
Longships, . . . . .	1 . . . . .	2
Silly, . . . . .	1 . . . . .	2
Lizard, . . . . .	1 . . . . .	2
Edystone, . . . . .	2 . . . . .	4
Caskets, . . . . .	1 . . . . .	2
Portland, . . . . .	1 . . . . .	2
Needles, . . . . .	1 . . . . .	2
Owers, . . . . .	1 . . . . .	2
Dungeness, . . . . .	2 . . . . .	2
Goodwin, . . . . .	1 . . . . .	2
Forelands, . . . . .	2 . . . . .	4
* Harwich, . . . . .	0½ . . . . .	1
* Sunksand, . . . . .	0½ . . . . .	1
* Orford, . . . . .	1 . . . . .	1
* Lowestoffe, . . . . .	1s. for 100 tons, and 4d. per vessel.	1s. 4d. for a vessel of 100 tons.
* St. Nicholas Gatt, . . . . .	0½ . . . . .	0½
* Hasebro', . . . . .	0½ . . . . .	1
* Foulness, . . . . .	0½ . . . . .	0½
* Dudgeon Shoal, . . . . .	0½ . . . . .	1
Spurn, . . . . .	1 . . . . .	2
Through the North Channel.		
Skerries, . . . . .	2d. per ton, . . . . .	4d. per ton.
North Lights, . . . . .	3 . . . . .	6

Ramsgate harbor is also payable through the South Channel and Dover Pier, being both the same for British ships, as for foreign ships, viz:

Ramsgate, 6d. per ton.

Dover, 3d. per ton.

N. B. All these rates being for a double passage, that is, both to and from the Baltic, except those marked thus,\* which pay the same for a single as a double passage.

No. 8.

Sixty Tons. American Ships, and other Neutral Shipping from America to Hamburg, touching at Falmouth.	Sixty Tons. American Ships from Hamburg to America, touching at Falmouth.	Sixty Tons. English Ships from America to Hamburg.	Sixty Tons. English Ships from Hamburg to America.	Sixty Tons. American Ships from America to Liverpool, without calling at Falmouth.	Sixty Tons. English Ships from America to Liverpool, without calling at Falmouth.
£ s. d.	£ s. d.	£ s. d.	£ s. d.	£ s. d.	£ s. d.
Scilly, 1d. per ton, . . . . .	5	2 6	2 6	Scilly, . . . . .	5
Longships, . . . . .	5	2 6	2 6	Longships, . . . . .	5
Lizard, . . . . .	5	2 6	2 6	Milford, . . . . .	10
Edystone, 2d. per ton, . . . . .	10	5	5	Skerries, . . . . .	10
Portland, . . . . .	5	2 6	2 6	Smalls, . . . . .	10
Caskets, . . . . .	5	2 6	2 6	† Lizard, . . . . .	5
Needles, . . . . .	5	2 6	2 6		
Owers, . . . . .	5	2 6	2 6		
Dungeness, . . . . .	5	5	5		
Forlands, . . . . .	10	5	5		
Goodwin, . . . . .	5	2 6	2 6		
Harwich, . . . . .	5	2 6	2 6		
Harwich Sands, . . . . .	5	2 6	2 6		
Orford, . . . . .	5	5	5		
Lowestoffe, . . . . .	11½	11½			
Foulness, . . . . .	1 3	1 3			
Gatt, . . . . .	7½	7½			
Wells, . . . . .	5	2 6			
Hasebro', . . . . .	5	5			
Spurn, . . . . .	5	2 6	2 6		
£ 4 17 10	£ 3 10	£ 2 17 10	£ 1 17 6	£ 2 5	£ 1 2 6

The Lights from Liverpool to America, are the same as are paid from America to Liverpool.

N. B. Vessels of a greater burthen, pay a higher light money duty, in proportion to their tonnage.

† If the vessel calls at Falmouth, the Lizard light is paid in addition to the above.

## No. 9.

*Light Duties payable by all Ships that anchor in any Port of Great Britain, or within the jurisdiction of the Collector of such Port.*

British Ships pay per Register Tonnage, Foreign do. per Measurement.	British Ships.		Foreign Ships.	
	Out.	Home.	Out.	Home.
	£ s. d.	£ s. d.	£ s. d.	£ s. d.
*Scilly, - - - - - per ton,	1	1	1	1
*Lonships, - - - - - "	1	1	1	1
*Lizard, - - - - - "	1	1	1	1
*Caskets, - - - - - "	1	1	1	1
*Edystone, - - - - - "	1	1	2	2
*Portland, - - - - - "	1	1	1	1
*Needles, - - - - - "	1	1	1	1
*Owers, - - - - - "	1	1	1	1
*Dungeness, - - - - - "	1	1	1	1
*Goodwin, - - - - - "	1	1	1	1
*Forelands, - - - - - "	1	1	2	2
†Harwich, - - - - - "	1	-	1	-
†Do. floating, - - - - - "	1	-	1	-
†Hasbro' Gatt, - - - - - "	1	-	1	-
†Lowestoff, about 1s. 2d. per 100 tons.	-	-	-	-
†Winterton and Orfordness, - - - - - "	1	-	1	-
†St. Nicholas Gatt, - - - - - "	1	-	1	-
†Foulness, - - - - - "	1	-	1	-
†Dudgeon Shoal, - - - - - "	1	-	1	-
†Spurn, - - - - - "	1	-	1	-
Ramsgate Harbor dues; under 300 tons, - - - - - "	1	1	3	3
300 tons, and upwards, - - - - - "	1	1	1	1
Ships that discharge their cargoes in England, pay to the main- tenance of Dover harbor, - - - - - "	1½	-	1½	-

\* All ships bound to London, Holland, or Flanders, pay these dues; if to any port west of the Forelands, they pay only for such lights as they pass.

The homeward light dues are returned on proof being made that the ship has been cast away, or has returned to America north about, and not through the British channel, or has been sold; but ships going north about, have to pay a further charge, of about 8d. per ton, for Scotch lights.

† These lights are payable by all ships bound to Bremen, Hamburg, or the north thereof; if to a British port, they pay as far as they go, for which there is no return.

Countervailing duty on all American ships that discharge their cargoes, or any part thereof, in Great Britain, from any port whatsoever, 2s. per ton.

Tonnage duty on all ships, either British or foreign, that discharge cargoes from any port in America, West Indies, &c. 1s. per ton.

Ditto ditto on entering outwards for these places, except in ballast, 1s. per ton.

Ditto ditto additional (a war tax on all ships, per act of the 4th July, 1803) at discharging cargoes, 1s. per ton.

Ditto ditto at entering out with cargoes, 1s. per ton.

Ditto ditto all ships from India pay, inwards or outwards, as above, 3s. per ton.

Ditto to or from the Cape of Good Hope, 2s. 6d. per ton.

Ditto to or from the southern whale fishery, Newfoundland, Labradore, Guernsey, Jersey, &c. 6d. per ton.

## QUARANTINE CHARGES.

All ships from Turkey, the Levant, Barbary, or the coast of Africa, within the Strait, with a clean bill of health, pay 7s. 6d. per ton.

Without a clean bill of health, 15s. per ton.

All ships from any other place that are subjected to quarantine, with a clean bill of health, 3s. per ton.

Without ditto, 10s. per ton.

Ships in ballast, or salt laden, are exempted from these duties.

Masters of ships who wish to obtain pratique before the expiration of the time for performing quarantine, are obliged to obtain an order in council, the fees on which amount to £12 a £14 sterling.

There are no settled pilotages for the ports of England in the Channel; the master of the ship and pilot, make their agreements at sea, according to circumstances and the size of the ship. The average sum may be set down at five or six guineas per ship. There are no harbor dues payable at any of the ports in this neighborhood, excepting, probably, a small gratuity to the gunner of any of the little forts, which is 4s. 6d. or 5s. at most, for each ship.

The quarantine duty has fallen very heavy, in two or three cases; last winter, when the quarantine existed on ships from Baltimore and Philadelphia, several arrived here in December, when they could not go on to the northern ports of Europe for the season, and, also, wanting repairs, they could not get pratique without payment of the quarantine duty of 3s. per ton, and the fees for obtaining order of council, about £12 a £14, each ship.

No. 10.

Schedule of Charges on Shipping in the Port and District of Bristol.

PORT OF BRISTOL.

Lights payable from America.	Lights payable from the Mediterranean.	Comptroller's Fees, Anchorage, &c.
<i>On Americans and Foreigners.</i>	<i>On Americans and Foreigners.</i>	<i>On Americans and Foreigners.</i>
Holmes, 3d per ton in, and 2d per ton out. Smalls, 2d per ton in, and 2d per ton out. Milford, 2d per ton in, and 2d per ton out. Mumbles, 3d per ton in, and 3d per ton out.	Holmes, 3d per ton in, and 3d per ton out. Smalls, 2d per ton in, and 2d per ton out. Milford, 2d per ton in, and 2d per ton out. Longships, 1d per ton in, and 1d per ton out. Scilly, 1d per ton in, and 1d per ton out. Mumbles, 3d per ton in, and 3d per ton out.	s. d. Fees, - - - 11 8 Anchorage pr-ton, 0 1 And each vessel, 5 0
<i>On English.</i>	<i>On English.</i>	<i>English.</i>
Holmes, 1 1/2d per ton in, and 1 1/2d per ton out. Smalls, 1d per ton in, and 1d per ton out. Milford, 1d per ton in, and 1d per ton out. Mumbles, 3/4d per ton in, and 3/4d per ton out. N.B. The Mumbles light not paid by vessels above 240 tons, either British or Foreign.	Holmes, 1 1/2d per ton in, and 1 1/2d per ton out. Smalls, 1d per ton in, and 1d per ton out. Milford, 1d per ton in, and 1d per ton out. Longships, 3/4d per ton in, and 3/4d per ton out. Scilly, 3/4d per ton in, and 3/4d per ton out. Mumbles, 1/2d per ton in, and 1/2d per ton out.	s. d. Fees, - - - 4 0 Anchorage per ton, 0 1 And each vessel, 5 0

Mayor and Quay-Warden's Fee.	Quarantine Expenses.	Tonnage and Countervailing Duties, and other Charges not before enumerated.
<i>Either Foreign or British.</i>	£ s. d. Order of Council, 12 7 6 Quarantine Master, 3 3 0 All vessels with a clean bill of health, - - 0 3 0 per ton. Without a bill of health, 0 10 0 per ton. Except from any part of Turkey, or in any place in Africa, within the Straits of Gibraltar, or in the West Barbary, on the Atlantic Ocean. From any of the above places, With a clean bill of health, 0 7 6 per ton. Without a bill of health, 0 15 0 per ton.	£ s. d. Tonnage duty inwards, per ton, - 0 2 0 Do. do. outwards, 0 2 0 Do. do. on all vessels excepting ballast, - - - - Countervailing duty of 0 2 0 per ton. <i>Chargeable on American vessels only.</i> Land Waiters' Fee, 1 1 0 Tide Surveyors' do. 0 12 6 outward. Do. do. 0 15 6 inward.
£ s. d. Ships, - 2 5 6 If with Staves, 2 6 2 If with Deals, 2 7 8		

EXETER.

Lights payable from America.	Lights payable from the Mediterranean.	Comptroller's Fees, Anchorage, &c.
<i>Lights from Exeter to the Spurn, on English vessels.</i>		
Portland, 1s. Happenburgh, 1/2d per ton. Caskets, 6s. Well, 3/4d per ton. Needles, 1s. Foulness, 3/4d per ton. Owers, 1s. St. Nicholas Gatt, 1/2d per ton. Foreland, 1s. per ton, Spurn, 1/2d per ton. Goodwin, 1s. from Exeter out of channel, Dungeness, 1d per ton. Eddystone, 1d per ton. Harwick, 1d per ton. Lizard, 1/2d per ton. Sunksand, 1/2d per ton. Longships, 1d per ton. Scilly, - - - 3/4d per ton. Winterton and Oxfordness, 1d per ton. } American and Foreign vessels all pay double lights. Lowestoft, 2s 1d }		
Mayor and Quay-Warden's Fee.	Quarantine Expenses.	Tonnage and Countervailing Duties, and other Charges not before enumerated.
Quay and Harbor dues the same on English or American, viz: s. d. About - 6 0 If takes in ballast, 0 4	Quarantine charges as above, or nearly.	Tonnage duty, - 2s. per register ton. Entering and clearing, - - about 25s.

## No. 10.—Continued.

## ILFRACOMBE.

Lights payable from America.	Lights payable from the Mediterranean.	Comptrollers' Fees, Anchorage, &c.																		
Smalls, 1d per ton in, and 1d per ton out. Milford, 1d per ton in, and 1d per ton out. Scilly, ½d per ton in, and ½d per ton out. Mumbles, ¼d per ton in, and ¼d per ton out.																				
Mayor and Quay-Warden's Fee.	Quarantine Expenses.	Tonnage and Countervailing Duties, and other Charges not before enumerated.																		
	Quarantine charges as above.	<table border="0"> <tr> <td></td> <td><i>On American or Foreign.</i></td> <td><i>On British.</i></td> </tr> <tr> <td></td> <td>£ s. d.</td> <td>£ s. d.</td> </tr> <tr> <td>Keelage, - -</td> <td>0 5 0</td> <td>0 1 0</td> </tr> <tr> <td>Topage, - -</td> <td>0 3 0</td> <td>0 3 0</td> </tr> <tr> <td>Lights if in the Winsor,</td> <td>0 1 0</td> <td>0 1 0</td> </tr> <tr> <td></td> <td>0 9 0</td> <td>0 5 0</td> </tr> </table>		<i>On American or Foreign.</i>	<i>On British.</i>		£ s. d.	£ s. d.	Keelage, - -	0 5 0	0 1 0	Topage, - -	0 3 0	0 3 0	Lights if in the Winsor,	0 1 0	0 1 0		0 9 0	0 5 0
	<i>On American or Foreign.</i>	<i>On British.</i>																		
	£ s. d.	£ s. d.																		
Keelage, - -	0 5 0	0 1 0																		
Topage, - -	0 3 0	0 3 0																		
Lights if in the Winsor,	0 1 0	0 1 0																		
	0 9 0	0 5 0																		

## MILFORD.

Lights payable from America.	Lights payable from the Mediterranean.	Comptroller's Fees, Anchorage, &c.																								
<i>American and Foreigners.</i> Milford, 2d per ton in, and 2d per ton out. <i>British.</i> Do. 1d per ton in, and 1d per ton out.																										
Mayor and Quay-Warden's Fee.	Quarantine Expenses.	Tonnage and Countervailing Duties, and other Charges, not before enumerated.																								
<table border="0"> <tr> <td></td> <td>£ s. d.</td> </tr> <tr> <td>Harbor dues for every 100 tons,</td> <td>0 13 6</td> </tr> <tr> <td>From every ton above,</td> <td>0 0 6</td> </tr> <tr> <td>on all vessels bound to Great Britain, whether English or foreign.</td> <td></td> </tr> <tr> <td><i>Outwards.</i></td> <td></td> </tr> <tr> <td>To a foreign port,</td> <td>1 0 2</td> </tr> <tr> <td>And on every ton above 100,</td> <td>6d. per ton.</td> </tr> </table>		£ s. d.	Harbor dues for every 100 tons,	0 13 6	From every ton above,	0 0 6	on all vessels bound to Great Britain, whether English or foreign.		<i>Outwards.</i>		To a foreign port,	1 0 2	And on every ton above 100,	6d. per ton.	<table border="0"> <tr> <td></td> <td>£ s. d.</td> </tr> <tr> <td>Clean bill of health,</td> <td>- 0 7 6 per ton.</td> </tr> <tr> <td>And tonnage duty,</td> <td>- 0 3 0</td> </tr> <tr> <td>With a foul bill of health,</td> <td>0 10 0</td> </tr> <tr> <td>And tonnage duty,</td> <td>0 7 6</td> </tr> </table>		£ s. d.	Clean bill of health,	- 0 7 6 per ton.	And tonnage duty,	- 0 3 0	With a foul bill of health,	0 10 0	And tonnage duty,	0 7 6	
	£ s. d.																									
Harbor dues for every 100 tons,	0 13 6																									
From every ton above,	0 0 6																									
on all vessels bound to Great Britain, whether English or foreign.																										
<i>Outwards.</i>																										
To a foreign port,	1 0 2																									
And on every ton above 100,	6d. per ton.																									
	£ s. d.																									
Clean bill of health,	- 0 7 6 per ton.																									
And tonnage duty,	- 0 3 0																									
With a foul bill of health,	0 10 0																									
And tonnage duty,	0 7 6																									

## SWANSEA.

Lights payable from America.	Lights payable from the Mediterranean.	Comptroller's Fees, Anchorage, &c.
Mumbles, ¼d per ton on all vessels.		
Mayor and Quay-Warden's Fee.	Quarantine Expenses.	Tonnage and Countervailing Duties, and other Charges, not before enumerated.
	Quarantine fees as above.	



Comparative View of Port Charges on American Vessels at Bordeaux, in the years 1790 and 1803, showing a great difference in them against American vessels.—The Light Money is so blended with the other charges that it cannot be specified.

	Washington, of 266 tons, in 1790.			Brig Henry, of 152 tons, in 1803.		
	Livres.	Sous.	Den.	Livres.	Sous.	Den.
Pilotage to Bordeaux, - - - - -	60	-	-	160	-	-
Report at the Admiralty, - - - - -	15	12	9	} 72	-	-
Brokers' dues entering the vessel, - - - - -	30	-	-		-	-
Admiral's passport, registering the same at the Admiralty office, and heights of Cordouan, - - - - -	156	10	3	555	6	9
Admiralty gauger, - - - - -	6	-	-	12	-	-
Harbor Master, - - - - -	6	-	-	12	-	-
Custom house clearance, - - - - -	7	10	6	24	-	-
Do. visiting officers, - - - - -	3	-	-	12	-	-
Broker's commission outwards, care, trouble, and attendance, - - - - -	80	-	-	120	-	-
Pilotage to sea, - - - - -	-	-	-	160	-	-
Total, -	364	13	6	1,127	6	9

N. B. Reckoning the exchange at 24 livres to the pound sterling, which is the par between France and England: Livres 364 13 6 is \$67 53, and Livres 1,127 6 9 is \$208 74.

A Table showing the Light Money charged in English Ports on American ships, which merely called for orders.

	£	s.	d.		£	s.	d.
Scilly, - - - - -	2	13	4	Foreland, - - - - -	4	2	0
Longships, - - - - -	2	13	4	Goodwin, - - - - -	2	1	0
Lizard, - - - - -	2	13	4	Dungeness, - - - - -	2	1	0
Edystone, - - - - -	5	6	8	Owers, - - - - -	2	1	0
Portland, - - - - -	2	13	4	Needles, - - - - -	2	1	0
Casketts, - - - - -	2	13	4	Portland, - - - - -	2	1	0
Needles, - - - - -	2	13	4	Casketts, - - - - -	2	1	0
Owers, - - - - -	2	13	4	Edystone, - - - - -	4	2	0
Dungeness, - - - - -	2	13	4	Lizard, - - - - -	2	1	0
Forelands, - - - - -	5	6	8	Longships, - - - - -	2	1	0
Goodwin, - - - - -	2	13	4	Scilly, - - - - -	2	1	0
					26	13	0
				Ramsgate harbor, - - - - -	6	3	0
Stamp, - - - - -	0	0	4	Stamp, - - - - -	0	0	4½
	34	13	8		32	16	4½
			Or \$154 15				Or \$145 85

This is a copy of the bill of light money paid by Capt. N. Silsbee, at Falmouth, on ship Herald, [reported to be 320 tons] from Boston for Rotterdam, in 1801. N. B. This ship touched at Falmouth for information of the markets on the continent, and landed her cargo in Rotterdam.

This is a copy of the bill of light money paid by Capt. J. Ropes, at Cowes, on ship John, [reported 246 tons] from Salem to Rotterdam, in 1801. N. B. This ship called at Cowes, to inquire the markets in the north of Europe, and discharged her cargo in Rotterdam.

IMPORTS FOR THE YEAR ENDING SEPTEMBER 30, 1802.

COMMUNICATED TO THE HOUSE OF REPRESENTATIVES, FEBRUARY 18, 1804.

TREASURY DEPARTMENT, February 17th, 1804.

SIR: In conformity to a resolution of the House of Representatives, of May 29th, 1798, I have the honor to transmit, herewith, two statements of the importations in American and Foreign vessels, commencing the 1st October, 1801, and ending on the 30th September, 1802.

I have the honor to be, very respectfully, sir, your obedient servant,

ALBERT GALLATIN

The Honorable the SPEAKER of the House of Representatives.

General Statement of Goods, Wares, and Merchandise, imported into the United States, in American Vessels, from the 1st day of October 1801, to the 30th day of September, 1802.

FROM WHENCE IMPORTED.	GOODS PAYING DUTIES AD VALOREM.			ARTICLES PAYING SPECIFIC DUTIES.			
	At 12½ per cent.	At 15 per cent.	At 20 per cent.	WINES.			
				Madeira.	Burgundy.	Sherry.	All other.
	Dollars.			Gallons.			
Russia, - - - -	1,087,773	21,730	425				
Sweden, - - - -	127,052	741	106				
Swedish West Indies, - - - -	2,493	988	41	101	-	-	13
Total, - - - -	129,545	1,729	147	101	-	-	13
Denmark and Norway, - - - -	127,265	5,860	417				
Danish West Indies, - - - -	9,422	7,794	1,626	3,555	-	-	750
Total, - - - -	136,687	13,654	2,043	3,555	-	-	750
United Netherlands, - - - -	698,246	169,979	104,664		1,260		6,293
Dutch West Indies, - - - -	6,535	6,501	61	278		246	5,316
Dutch East Indies, - - - -	12,887	24,157	13	353			15
Total, - - - -	717,668	200,637	104,738	631	1,260	246	11,624
England, Man, &c. - - - -	16,598,110	5,927,577	149,388	1,876		69	10,089
Scotland, - - - -	1,396,354	198,615	5,011				252
Ireland, - - - -	547,844	8,893	22,653				239
Gibraltar, - - - -	1,184	3,485	67	6		16,325	8,015
Guernsey, Jersey, &c. - - - -							
British African ports, - - - -	9,847	13,802	15				788
British East Indies, - - - -	2,906,478	7,107		746			4,060
British West Indies, - - - -	50,717	36,364	408	6,196			3,117
Newfoundland, &c. - - - -	119						
British American colonies, - - - -	128,206	28,044	452	758			681
Total, - - - -	21,638,859	6,223,887	177,994	9,582		16,394	27,241
Imperial Ports, - - - -	51,733	4,506	1,555				1,294
Hamburg, Bremen, &c. - - - -	1,419,234	229,646	114,953		635	6	2,549
France, - - - -	821,005	560,104	13,739		1,169	2,106	828,309
French West Indies, - - - -	53,031	45,994	736	483	240	13	43,805
Bourbon and Mauritius, - - - -	42,677	33,859	266				
Total, - - - -	916,713	639,957	14,741	483	1,409	2,119	872,114
Spain, - - - -	138,896	284,796	1,044	30		407,444	462,171
Teneriffe and other Canaries, - - - -	256	1,106	163	37,824		31	154,915
Honduras, Campeachy, &c. - - - -	11,814	36					
Spanish West Indies, - - - -	35,295	22,620	1,596		30		778
Manilla and Philippine Isles, - - - -	1,406	4,543	25	186			
Floridas and Louisiana, - - - -	61,417	16,072	556	165		383	5,870
Other Spanish American Colonies, - - - -	105,655	42,891					28
Total, - - - -	354,739	372,064	3,384	38,205	30	407,858	623,762
Portugal, - - - -	67,884	81,019	110	25		1,814	316,097
Madeira, - - - -	2,345	4,195		176,614	124		26,226
Fayal and other Azores, - - - -	103	1,609		69			11,068
Cape de Verd Islands, - - - -	5,223	2,076	112	1,854		77	2,297
Coast of Brazil, - - - -	65,020	3,237					21
Total, - - - -	140,575	92,136	222	178,562	124	1,891	355,709
Italy, - - - -	91,691	148,058	952				67,418
China and East Indies, generally, - - - -	2,230,240	182,496	20	47			15
West Indies, generally, - - - -	5,066	915		101			
Africa, - - - -	7,356	9,493				341	
Europe, generally, and uncertain ports, - - - -	3,662						
South Seas, - - - -							
Grand Total, - - - -	28,931,541	8,140,908	421,174	231,267	3,458	428,855	1,962,489

## STATEMENT OF IMPORTS—Continued.

FROM WHENCE IMPORTED.	ARTICLES PAYING SPECIFIC DUTIES.						
	FOREIGN SPIRITS.		U. S. SPIRITS.	Molasses.	Beer, Ale, and Porter.	TEA.	
	From Grain.	From other materials.	From Molasses.			Bohea.	Souchon.
	Gallons.				Pounds.		
Russia, - - - - -	-	-	-	-	-	-	-
Sweden, - - - - -	-	2	-	-	-	-	-
Swedish West Indies, - - - - -	613	61,364	-	8,139	-	-	-
Total, - - - - -	613	61,366	-	8,139	-	-	-
Denmark and Norway, - - - - -	-	-	-	-	-	-	-
Danish West Indies, - - - - -	-	1,193,928	-	78,185	-	-	-
Total, - - - - -	-	1,193,928	-	78,185	-	-	-
United Netherlands, - - - - -	690,229	338	110	-	88	-	-
Dutch West Indies, - - - - -	-	264,608	-	513,114	-	-	40
Dutch East Indies, - - - - -	297	176	-	-	-	44	3,725
Total, - - - - -	690,526	265,122	110	513,114	88	44	3,765
England, Man, &c. - - - - -	335	515	-	10,781	126,488	-	-
Scotland, - - - - -	-	-	-	-	9,728	-	-
Ireland, - - - - -	1,423	-	-	-	37	-	-
Gibraltar, - - - - -	-	2	-	-	-	-	-
Guernsey, Jersey, &c. - - - - -	-	-	-	-	-	-	-
British African Ports, - - - - -	208	371	-	148	-	-	-
British East Indies, - - - - -	-	2	-	-	-	-	434
British West Indies, - - - - -	234	3,652,630	-	486,171	133	658	192
Newfoundland, &c. - - - - -	-	-	-	-	-	-	-
British American colonies, - - - - -	7,597	3,389	-	-	457	-	12
Total, - - - - -	9,797	3,656,909	-	497,100	136,863	658	638
Imperial Ports, - - - - -	-	16,010	-	-	-	-	-
Hamburg, Bremen, &c. - - - - -	16,147	629	-	-	-	-	-
France, - - - - -	117	409,507	-	-	136	-	-
French West Indies, - - - - -	-	551,048	473	2,864,433	43	-	209
Bourbon and Mauritius, - - - - -	-	494	-	-	-	251	-
Total, - - - - -	117	961,049	473	2,864,433	179	251	209
Spain, - - - - -	1,611	513,940	-	-	-	616	-
Teneriffe and other Canaries, - - - - -	183	1,243	-	-	-	-	-
Honduras, Campeachy, &c. - - - - -	-	-	-	-	-	-	-
Spanish West Indies, - - - - -	-	30,323	-	1,889,812	-	-	-
Manilla and Philippine Islands, - - - - -	13	-	-	-	-	103	36
Floridas and Louisiana, - - - - -	1,141	10,528	-	15,499	752	-	103
Other Spanish American Colonies, - - - - -	-	1,944	-	30	-	-	-
Total, - - - - -	2,948	557,978	-	1,905,341	752	719	139
Portugal, - - - - -	-	-	-	-	-	-	-
Madeira, - - - - -	-	-	-	-	-	-	-
Fayal and other Azores, - - - - -	-	-	-	-	-	-	-
Cape de Verd Islands, - - - - -	-	201	-	-	-	-	-
Coast of Brazil, - - - - -	-	-	-	-	-	-	-
Total, - - - - -	-	201	-	-	-	-	-
Italy, - - - - -	-	86,394	-	-	-	-	-
China and East Indies, generally, - - - - -	-	-	-	-	-	1,861,634	661,684
West Indies, generally, - - - - -	-	1,296	-	147	-	-	-
Africa, - - - - -	-	-	-	-	-	-	-
Europe, generally, and uncertain ports, - - - - -	-	-	-	-	-	-	-
South Seas, - - - - -	-	-	-	-	-	-	-
Grand Total, - - - - -	720,148	6,800,882	583	5,866,459	137,882	1,863,306	666,435

## STATEMENT OF IMPORTS—Continued.

FROM WHENCE IMPORTED.	ARTICLES PAYING SPECIFIC DUTIES.					
	TEAS.		Coffee.	Cocoa:	Chocolate.	SUGAR.
	Hyson.	Other Green.				Brown.
	Pounds.					
Russia, - - - - -	-	9				
Sweden, - - - - -						
Swedish West Indies, - - - - -	59	-	43,247	28,274	-	1,099,069
Total, - - - - -	59	-	43,247	28,274	-	1,099,069
Denmark and Norway, - - - - -						
Danish West Indies, - - - - -	-	-	170,061	82,133	-	10,015,799
Total, - - - - -	-	-	170,061	82,133	-	10,015,799
United Netherlands, - - - - -					63	
Dutch West Indies, - - - - -	1,223	19	1,345,375	340,943	93	5,912,973
Dutch East Indies, - - - - -	4	-	6,134,634	-	-	1,932,834
Total, - - - - -	1,227	19	7,480,009	340,943	156	7,845,807
England, Man, &c. - - - - -	77					
Scotland, - - - - -						
Ireland, - - - - -						
Gibraltar, - - - - -						
Guernsey, Jersey, &c. - - - - -						
British African Ports, - - - - -	62	-	333	-	-	1,359
British East Indies, - - - - -	13,327	30,177	149,618	-	-	3,633,072
British West Indies, - - - - -	67	369	518,524	111,869	18	5,170,048
Newfoundland, &c. - - - - -						
British American Colonies, - - - - -	339	847	469	-	514	141
Total, - - - - -	13,872	31,393	668,944	111,869	532	8,804,620
Imperial ports, - - - - -						
Hamburg, Bremen, &c. - - - - -						
France, - - - - -			18		100	440
French West Indies, - - - - -	323	2,637	23,847,621	657,060	71	24,815,236
Bourbon and Mauritius, - - - - -	13,457	-	2,328,243	-	-	921,649
Total, - - - - -	13,780	2,637	26,175,882	657,060	171	25,737,325
Spain, - - - - -			4,667		191	25,024
Teneriffe and other Canaries, - - - - -			1,715	42,716	-	12,395
Honduras, Campeachy, &c. - - - - -			123	-	-	136
Spanish West Indies, - - - - -	2		405,162	152,454	1,032	12,534,271
Manilla and Philippine Islands, - - - - -	16	552	2,846	-	-	1,292,923
Floridas and Louisiana, - - - - -	338	370	108,348	-	1,150	1,314,011
Other Spanish American colonies, - - - - -			587,865	1,619,273	492	183,846
Total, - - - - -	356	922	1,110,726	1,814,443	2,865	15,362,606
Portugal, - - - - -		8	956	200		
Madeira, - - - - -						
Fayal and other Azores, - - - - -		595				
Cape de Verd Islands, - - - - -			24,840			533,709
Coast of Brazil, - - - - -						
Total, - - - - -		603	25,796	200		533,709
Italy, - - - - -					38	
China and East Indies, generally, - - - - -	342,834	1,292,030	621,042	-	-	1,147,503
West Indies, generally, - - - - -			40,122	4,846	-	8,402
Africa, - - - - -			764			
Europe, generally, and uncertain ports, - - - - -						
South Seas, - - - - -						
Grand Total, - - - - -	372,128	1,327,613	36,336,593	3,043,768	3,762	70,554,840

## STATEMENT OF IMPORTS—Continued.

FROM WHENCE IMPORTED.	ARTICLES PAYING SPECIFIC DUTIES.							
	SUGAR.		CANDLES.		Cheese.	Soap.	Pepper.	Pimento.
	Loaf.	All other.	Tallow.	Wax.				
	Pounds.							
Russia, - - - -	-	-	137,320	-	-	782		
Sweden, - - - -	-	-						
Swedish West Indies, - - - -	-	16,110						
Total, - - - -	-	16,110						
Denmark and Norway, - - - -	-	-	14,412					
Danish West Indies, - - - -	-	397	52	-	1,053	75	-	463
Total, - - - -	-	397	14,464	-	1,053	75	-	463
United Netherlands, - - - -	-	10	8,997	-	432,688			
Dutch West Indies, - - - -	-	-	-	-	-	2,903	410	
Dutch East Indies, - - - -	-	2,034	-	-	-	-	3,232,189	
Total, - - - -	-	2,044	8,997	-	432,688	2,903	3,232,599	
England, Man, &c. - - - -	3,031	190	-	193	130,625	15,169	1,354	53
Scotland, - - - -	-	-	-	-	646			
Ireland, - - - -	-	-	-	-	115			
Gibraltar, - - - -	-	-	-	-	20			
Guernsey, Jersey, &c. - - - -	-	-	-	-	-	67		
British African Ports, - - - -	-	-	-	-	-	-	651,314	
British East Indies, - - - -	-	338	-	-	-	-	118	20,723
British West Indies, - - - -	-	299,904	642	-	274	-		
Newfoundland, &c. - - - -	-	-	-	-	-	-	219	
British American colonies, - - - -	361	-	539	-	215	4,041		
Total, - - - -	3,992	300,432	1,181	193	131,895	19,277	653,005	20,776
Imperial Ports, - - - -	-	-	-	1,023	-	253,023		
Hamburg, Bremen, &c. - - - -	-	45	-	71	2,860			
France, - - - -	30	-	9,849	770	8,368	75,902		
French West Indies, - - - -	162	335,370	-	-	1,705	6,299	757	1,290
Bourbon and Mauritius, - - - -	-	-	-	-	-	-	26,065	
Total, - - - -	192	335,370	9,849	770	10,073	82,201	26,822	1,290
Spain, - - - -	-	-	-	150	105	192,657	1,183	
Teneriffe and other Canaries, - - - -	-	3,467	-	-	21			
Honduras, Campeachy, &c. - - - -	-	-	-	-	913			
Spanish West Indies, - - - -	-	12,252,409	-	-	-			
Manilla and Philippine Isles, - - - -	-	526	-	-	-	-	4	
Floridas and Louisiana, - - - -	208	14,087	614	5	65	7,537	1,339	2,193
Other Spanish American colonies, - - - -	-	64,785	2,833	-	-	7,393	-	139,578
Total, - - - -	208	12,335,274	3,452	155	1,104	207,589	2,526	141,771
Portugal, - - - -	-	-	-	-	61			
Madeira, - - - -	-	-	-	-	4			
Fayal and other Azores, - - - -	-	-	-	-	-			
Cape de Verd Islands, - - - -	-	-	-	-	135			
Coast of Brazil, - - - -	-	1,779	-	-	-			
Total, - - - -	-	1,779	-	-	200			
Italy, - - - -	-	-	498	150	6,601	243,797		
China and East Indies, generally, - - - -	-	2,376	8					
West Indies, generally, - - - -	-	3,712						
Africa, - - - -	-	-	-	-	-			
Europe, generally, and uncertain ports, - - - -	-	-	-	-	-			
South Seas, - - - -	-	-	-	-	-			
Grand Total, - - - -	3,792	12,997,539	175,769	2,362	586,474	809,647	3,914,952	164,300

## STATEMENT OF IMPORTS—Continued.

FROM WHENCE IMPORTED.	ARTICLES PAYING SPECIFIC DUTIES.						Steel.
	Tobacco.	Snuff.	Indigo.	Cotton.	Nails and Spikes.	Lead.	
	Pounds.						
Russia, - - - - -	-	-	-	-	-	-	8
Sweden, - - - - -	-	-	-	-	1,211	-	70
Swedish West Indies, - - - - -	-	-	189	14,132	-	-	-
Total, - - - - -	-	-	189	14,132	1,211	-	70
Denmark and Norway, - - - - -	-	-	-	-	-	-	-
Danish West Indies, - - - - -	44	20	658	18,851	-	-	-
Total, - - - - -	44	20	658	18,851	-	-	-
United Netherlands, - - - - -	124	210	-	-	169,900	770	5,362
Dutch West Indies, - - - - -	190	258	1,778	3,299	-	445	-
Dutch East Indies, - - - - -	-	-	-	-	-	-	-
Total, - - - - -	314	468	1,778	3,299	169,900	1,215	5,362
England, Man, &c. - - - - -	125	533	149	1,009	2,830,478	1,180,763	4,654
Scotland, - - - - -	-	-	-	-	5,243	1,176	661
Ireland, - - - - -	-	-	-	-	-	-	-
Gibraltar, - - - - -	-	-	-	-	-	-	-
Guernsey, Jersey, &c. - - - - -	-	-	-	-	-	-	-
British African Ports, - - - - -	-	-	-	-	-	-	-
British East Indies, - - - - -	2,459	-	946	88,758	-	-	-
British West Indies, - - - - -	2,216	-	1,890	30,476	5,029	13,133	1
Newfoundland, &c. - - - - -	-	-	-	-	-	-	-
British American colonies, - - - - -	6,560	643	2	138	3,552	15,467	3
Total, - - - - -	11,360	1,176	2,987	120,381	2,834,302	1,210,539	5,319
Imperial ports, - - - - -	-	-	-	-	-	-	509
Hamburg, Bremen, &c. - - - - -	11	-	-	-	1,800	79,383	129
France, - - - - -	416	145	-	-	41,190	-	176
French West Indies, - - - - -	30,302	14	1,678	546,505	1,678	4,396	22
Bourbon and Mauritius, - - - - -	51	-	41,030	77,309	-	-	-
Total, - - - - -	30,769	159	42,708	623,814	42,868	4,396	198
Spain, - - - - -	546	-	155	530	-	-	29
Teneriffe and other Canaries, - - - - -	-	-	-	-	72,548	-	-
Honduras, Campeachy, &c. - - - - -	36	-	-	-	-	-	-
Spanish West Indies, - - - - -	124,237	869	92,175	100,057	-	8	12
Manilla and Philippine Islands, - - - - -	-	-	64,079	-	-	-	-
Floridas and Louisiana, - - - - -	1,041	-	60,067	1,942,242	2,330	208,427	-
Other Spanish American colonies, - - - - -	79	-	150,871	374,281	-	-	-
Total, - - - - -	125,939	869	367,347	2,417,110	74,878	208,435	41
Portugal, - - - - -	-	-	-	275	-	-	-
Madeira, - - - - -	-	-	-	-	-	-	-
Fayal and other Azores, - - - - -	-	-	-	-	-	-	-
Cape de Verd Islands, - - - - -	48	45	-	-	-	-	-
Coast of Brazil, - - - - -	-	1,655	-	-	-	-	-
Total, - - - - -	48	1,700	-	275	-	-	-
Italy, - - - - -	36	-	-	-	-	111	17
China and East Indies, generally, - - - - -	-	-	-	20,406	-	-	-
West Indies, generally, - - - - -	257	-	-	261	-	-	-
Africa, - - - - -	-	-	-	-	-	-	-
Europe, generally, and uncertain ports, - - - - -	-	-	-	-	-	-	-
South Seas, - - - - -	-	-	-	-	-	-	-
Grand Total, - - - - -	168,778	4,392	415,667	3,218,529	3,124,959	1,503,979	11,653

## STATEMENT OF IMPORTS—Continued.

FROM WHENCE IMPORTED.	ARTICLES PAYING SPECIFIC DUTIES.							
	Hemp.	Cables.	Tarred Cordage.	Untarred Cordage.	Twine.	Glaub. Salts.	Salt.	
	Cwt.						Pounds.	Bushels.
Russia, - - - - -	53,455	1,818	9,704	4				
Sweden, - - - - -	1,265	-	48	-	5	-	-	4,377
Swedish West Indies, - - - - -	-	-	-	-	-	-	-	-
Total, - - - - -	1,265	-	48	-	5	-	-	4,377
Denmark and Norway, - - - - -	1,544	37	1,630	-	-	-	-	-
Danish West Indies, - - - - -	-	-	4	-	3	-	128,184	7,314
Total, - - - - -	1,544	37	1,634	-	3	-	128,184	7,314
United Netherlands, - - - - -	400	-	289	30	85	-	1,084,766	-
Dutch West Indies, - - - - -	-	-	19	-	-	-	283,447	-
Dutch East Indies, - - - - -	-	-	-	-	-	-	-	9,546
Total, - - - - -	400	-	308	30	85	-	1,368,213	9,546
England, Man, &c. - - - - -	1,810	-	3	464	937	603	14,171,255	656,659
Scotland, - - - - -	-	-	-	-	5	212	-	6,776
Ireland, - - - - -	-	-	-	-	-	-	508,068	10,658
Gibraltar, - - - - -	-	-	-	-	-	-	-	-
Guernsey, Jersey, &c. - - - - -	-	-	-	-	-	-	-	-
British African Ports, - - - - -	-	-	-	-	-	-	-	-
British East Indies, - - - - -	97	-	-	181	221	-	-	-
British West Indies, - - - - -	-	-	-	-	-	1	16,057,220	376,172
Newfoundland, &c. - - - - -	-	-	-	2	10	2	24,302	4,174
British American Colonies, - - - - -	-	-	-	-	-	-	-	-
Total, - - - - -	1,907	-	3	647	1,173	818	30,760,845	1,054,439
Imperial Ports, - - - - -	360	-	-	-	-	-	-	-
Hamburg, Bremen, &c. - - - - -	4,821	-	1,288	-	4	-	-	-
France, - - - - -	-	19	218	-	36	-	1,095,812	22,455
French West Indies, - - - - -	-	-	23	-	13	7	1,682,210	36,713
Bourbon and Mauritius, - - - - -	-	-	-	-	-	-	-	-
Total, - - - - -	-	19	241	-	49	7	2,778,022	59,168
Spain, - - - - -	-	-	-	-	-	-	5,660,850	154,269
Teneriffe and other Canaries, - - - - -	24	-	-	-	-	-	133,644	-
Honduras, Campeachy, &c. - - - - -	-	-	-	-	-	-	-	3
Spanish West Indies, - - - - -	-	-	1	-	3	-	-	217
Manilla and Philippine Islands, - - - - -	-	-	-	-	-	-	181,209	2,383
Floridas and Louisiana, - - - - -	-	-	-	-	-	-	-	597
Other Spanish American Colonies, - - - - -	-	-	-	-	-	-	-	-
Total, - - - - -	24	-	1	-	3	-	5,975,703	157,469
Portugal, - - - - -	-	-	-	-	-	-	6,973,504	287,972
Madeira, - - - - -	-	-	-	-	-	-	-	1,597
Fayal and other Azores, - - - - -	-	-	-	-	-	-	-	-
Cape de Verd Islands, - - - - -	-	-	-	-	-	-	6,256,213	212,633
Coast of Brazil, - - - - -	-	-	-	-	-	-	-	-
Total, - - - - -	-	-	-	-	-	-	13,229,717	502,202
Italy, - - - - -	60	-	-	-	17	-	-	8,333
China and East Indies, generally, - - - - -	-	-	-	-	-	-	-	-
West Indies, generally, - - - - -	-	-	-	-	-	-	116,779	-
Africa, - - - - -	-	-	-	-	-	-	-	-
Europe, generally, and uncertain ports, - - - - -	-	-	-	-	-	-	24,864	-
South Seas, - - - - -	-	-	-	-	-	-	-	-
Grand Total, - - - - -	63,836	1,874	13,227	681	1,339	825	54,382,327	1,802,848

## STATEMENT OF IMPORTS—Continued.

FROM WHENCE IMPORTED.	ARTICLES PAYING SPECIFIC DUTIES.						
	Coal.	Boots.	SHOES.			CARDS.	
			Of Silk.	For Men & Women.	For Children.	Wool and Cotton.	Playing.
	Bushels.	Pairs.			Dozen.	Packs.	
Russia, - - - - -	-	-	-	16	-	-	-
Sweden, - - - - -	-	-	-	-	-	-	-
Swedish West Indies, - - - - -	-	-	-	-	-	-	-
Total, - - - - -	-	-	-	-	-	-	-
Denmark and Norway, - - - - -	-	-	-	-	-	-	-
Danish West Indies, - - - - -	3	-	-	-	-	-	-
Total, - - - - -	3	-	-	-	-	-	-
United Netherlands, - - - - -	3,490	-	132	676	-	-	25,308
Dutch West Indies, - - - - -	-	-	-	-	-	-	-
Dutch East Indies, - - - - -	198	-	-	32	-	-	-
Total, - - - - -	3,688	-	132	708	-	-	25,308
England, Man, &c. - - - - -	190,021	3,750	776	49,922	5,007	-	1,848
Scotland, - - - - -	43,687	403	-	591	50	-	-
Ireland, - - - - -	17,782	52	-	307	8	-	-
Gibraltar, - - - - -	-	-	-	-	133	-	-
Guernsey, Jersey, &c. - - - - -	-	-	-	-	-	-	-
British African ports, - - - - -	-	-	-	8	-	-	-
British East Indies, - - - - -	-	-	-	243	-	5	-
British West Indies, - - - - -	2,586	126	-	-	-	-	-
Newfoundland, &c. - - - - -	-	-	-	-	-	-	-
British American colonies, - - - - -	-	2	-	1,404	190	2	564
Total, - - - - -	254,076	4,333	776	52,475	5,388	7	2,412
Imperial Ports, - - - - -	-	-	-	-	-	-	-
Hamburg, Bremen, &c. - - - - -	4,632	8	314	409	450	-	13,392
France, - - - - -	-	3	3,418	6,686	404	-	89,196
French West Indies, - - - - -	231	100	12	845	-	-	1,218
Bourbon and Mauritius, - - - - -	-	-	-	-	-	-	-
Total, - - - - -	231	103	3,430	7,531	404	-	90,414
Spain, - - - - -	441	222	3,133	2,009	12	-	864
Teneriffe and other Canaries, - - - - -	-	2	-	-	-	-	-
Honduras, Campeachy, &c. - - - - -	-	-	-	-	-	-	-
Spanish West Indies, - - - - -	-	-	240	137	-	-	-
Manilla and Philippine Islands, - - - - -	-	-	-	101	44	-	-
Floridas and Louisiana, - - - - -	306	-	-	-	-	77	595
Other Spanish American Colonies, - - - - -	360	-	61	83	-	-	-
Total, - - - - -	1,107	224	3,434	2,330	56	77	1,459
Portugal, - - - - -	2,742	2	-	-	-	-	-
Madeira, - - - - -	-	-	-	-	-	-	-
Fayal and other Azores, - - - - -	405	-	-	-	-	-	-
Cape de Verd Islands, - - - - -	96	-	-	26	-	-	-
Coast of Brazil, - - - - -	-	-	-	-	-	-	-
Total, - - - - -	3,243	2	-	26	-	-	-
Italy, - - - - -	-	-	697	271	-	-	-
China and East Indies, generally, - - - - -	-	-	938	172	11	-	-
West Indies, generally, - - - - -	-	-	-	-	-	-	-
Africa, - - - - -	-	-	-	35	-	-	-
Europe, generally, and uncertain ports, - - - - -	-	-	-	-	-	-	-
South Seas, - - - - -	-	-	-	-	-	-	-
Grand Total, - - - - -	266,980	4,670	9,721	63,973	6,309	84	132,985



Statement of Goods, Wares, and Merchandise, imported into the United States, in Foreign Vessels, from the 1st of October, 1801, to the 30th of September, 1802.

FROM WHENCE IMPORTED.	GOODS SUBJECT TO DUTIES AD VALOREM.			ARTICLES PAYING SPECIFIC DUTIES.			
	VALUE OF GOODS.			WINES.			
	At 13½ per cent.	At 16½ per cent.	At 22 per cent.	Madeira.	Burgundy.	Sherry.	All other.
	Dollars.			Gallons.			
Russia, - - - - -	42,382	1,222					
Prussia, - - - - -	27,796	5,637	987	-	25	-	7,356
Swedish West Indies, - - - - -	507	2,107	1,531				
Denmark and Norway, - - - - -	49,984	3,164	1,870	1,363			
Danish West Indies, - - - - -	11,112	8,449	641	10,045	-	-	870
<b>Total,</b> - - - - -	<b>61,096</b>	<b>11,613</b>	<b>2,511</b>	<b>11,408</b>	<b>-</b>	<b>-</b>	<b>870</b>
United Netherlands, - - - - -	8,470	1,160	37	-	5	-	-
Dutch West Indies, - - - - -	6,745	2,532	-	-	-	-	3,392
Dutch East Indies, - - - - -	11,976	1,781	-	-	-	-	356
<b>Total,</b> - - - - -	<b>27,191</b>	<b>5,473</b>	<b>37</b>	<b>-</b>	<b>5</b>	<b>-</b>	<b>3,748</b>
England, Man, &c. - - - - -	355,637	252,326	17,997	1,820	-	12	591
Scotland, - - - - -	159,338	37,067	2,048	-	-	-	336
Ireland, - - - - -	35,254	2,814	1,569	-	-	27	276
Gibraltar, - - - - -	14	1,150	-	-	-	-	-
Guernsey, Jersey, &c. - - - - -	9,997	1,588	-	3,132	-	511	941
British West Indies, - - - - -	28,847	37,179	124	2,880	-	18	79
Newfoundland, &c. - - - - -	51,565	97	-	-	-	-	-
British American colonies, - - - - -	188,936	14,583	615	-	-	-	1,218
<b>Total,</b> - - - - -	<b>829,538</b>	<b>346,804</b>	<b>22,353</b>	<b>7,832</b>	<b>-</b>	<b>568</b>	<b>3,441</b>
Imperial Ports, - - - - -	712	156	248	-	-	-	232
Hamburg, Bremen, &c. - - - - -	1,506,940	97,013	77,518	-	185	-	33,859
France, - - - - -	76,125	51,624	3,923	-	965	-	252,091
French West Indies, - - - - -	7,640	19,238	-	34	634	-	1,196
Bourbon and Mauritius, - - - - -	-	644	-	-	-	-	-
<b>Total,</b> - - - - -	<b>83,765</b>	<b>71,506</b>	<b>3,923</b>	<b>34</b>	<b>1,649</b>	<b>-</b>	<b>253,287</b>
Spain, - - - - -	19,536	5,136	-	-	-	80,085	5,827
Honduras, Campeachy, &c. - - - - -	219	142	-	-	-	-	-
Spanish West Indies, - - - - -	14,311	7,632	-	-	-	-	-
Floridas and Louisiana, - - - - -	5,982	4,817	485	90	-	24	1,108
Other Spanish American colonies, - - - - -	37,521	274	-	5	10	5	-
<b>Total,</b> - - - - -	<b>77,569</b>	<b>18,001</b>	<b>485</b>	<b>95</b>	<b>10</b>	<b>80,114</b>	<b>6,935</b>
Portugal, - - - - -	2,167	3,994	2	-	-	-	20,769
Madeira, - - - - -	12	81	-	4,037	-	-	-
Fayal and other Azores, - - - - -	305	942	-	-	-	107	5,384
Cape de Verd Islands, - - - - -	-	85	56	-	-	-	168
Coast of Brazil, - - - - -	-	569	-	-	-	-	-
<b>Total,</b> - - - - -	<b>2,484</b>	<b>5,671</b>	<b>58</b>	<b>4,037</b>	<b>-</b>	<b>107</b>	<b>26,321</b>
Italy, - - - - -	20,893	3,124	-	-	-	-	-
West Indies, generally, - - - - -	-	-	-	-	-	-	-
<b>Grand Total,</b> - - - - -	<b>2,680,923</b>	<b>568,327</b>	<b>109,651</b>	<b>23,406</b>	<b>1,874</b>	<b>80,789</b>	<b>336,049</b>

## STATEMENT OF IMPORTS—Continued.

FROM WHENCE IMPORTED.	ARTICLES PAYING SPECIFIC DUTIES.							Coffee. Pounds.
	FOREIGN SPIRITS.		Molasses.	Beer, Ale, and Porter.	TEAS.			
	From Grain.	Other materials.			Bohea.	Hyson.	Other Green.	
	Gallons.			Pounds.				
Russia, - - - - -								
Prussia, - - - - -	18,101							
Swedish West Indies, - - - - -	-	6,640	11,833	-	-	-	-	10,249
Denmark and Norway, - - - - - Danish West Indies, - - - - -	-	77,664	4,719	1,966	-	-	-	30,533
Total, - - - - -	-	77,664	4,719	1,966	-	-	-	30,533
United Netherlands, - - - - - Dutch West Indies, - - - - - Dutch East Indies, - - - - -	1,783 - -	1 53,430 -	38,926 - -	- - -	- - -	- - -	- - -	43,506 690,569
Total, - - - - -	1,783	53,431	38,926	-	-	-	-	734,075
England, Man, and Berwick, - - - - - Scotland, - - - - - Ireland, - - - - - Gibraltar, - - - - - Guernsey, Jersey, &c. - - - - - British West Indies, - - - - - Newfoundland, &c. - - - - - British American colonies, - - - - -	- - - - 3,561 61 - -	10 - - - - 560,162 - 5	- - 100 - - 83,652 - -	19,836 1,219 367 80 4,003 29 - 427	- - - - - 4,142 - -	- - - - - - - -	- - - - - - - -	1,245,867 681
Total, - - - - -	3,622	560,177	83,752	25,961	4,142	-	-	1,246,548
Imperial Ports, - - - - -	2,780							
Hamburg, Bremen, &c. - - - - -	9,798	230	-	331	-	254		
France, - - - - - French West Indies, - - - - - Bourbon and Mauritius, - - - - -	15 54 -	69,072 52,021 -	280,953 -	154 -	- -	- -	50 62	2,022,505 249,567
Total, - - - - -	69	121,093	280,953	154	-	-	112	2,272,072
Spain, - - - - - Honduras, Campeachy, &c. - - - - - Spanish West Indies, - - - - - Floridas and Louisiana, - - - - - Other Spanish American Colonies, - - - - -	- - - - -	4,978 14,647 112 -	526,962 19,657 -	- 18 -	- 187 -	- 199 -	- -	186,283 4,454 52,331
Total, - - - - -	-	19,737	546,619	18	187	199	-	243,068
Portugal, - - - - - Madeira, - - - - - Fayal and other Azores, - - - - - Cape de Verd Islands, - - - - - Coast of Brazil, - - - - -	- - - - -	- - - - -	- - - - -	- - - - -	- - - - -	- - - - -	- - - - -	- - - - -
Total, - - - - -	-	-	-	-	-	-	-	-
Italy, - - - - - West Indies, generally, - - - - -	- -	- -	- -	- -	- -	- -	- -	9,723
Grand Total, - - - - -	36,153	838,972	966,802	28,430	4,329	453	112	4,546,268

## STATEMENT OF IMPORTS—Continued.

FROM WHENCE IMPORTED.	ARTICLES PAYING SPECIFIC DUTIES.							Cheese.
	Cocoa.	Choco- late.	SUGARS.			CANDLES.		
			Brown.	Loaf.	All other.	Tallow.	Wax.	
Pounds.								
Russia, - - - -	-	-	-	-	-	-	-	-
Prussia, - - - -	-	-	-	-	-	5,205	-	8,684
Swedish West Indies, - - - -	10,610	-	187,291	-	-	-	-	-
Denmark and Norway, - - - -	-	-	-	-	-	5,385	-	-
Danish West Indies, - - - -	16,727	-	1,466,036	-	186,618	-	-	-
Total, - - - -	16,727	-	1,466,036	-	186,618	5,385	-	-
United Netherlands, - - - -	-	-	-	-	-	-	-	1,294
Dutch West Indies, - - - -	23,968	-	911,970	-	-	-	-	-
Dutch East Indies, - - - -	-	-	342,064	-	274	-	-	-
Total, - - - -	23,968	-	1,254,034	-	274	-	-	1,294
England, Man, &c. - - - -	-	-	-	-	-	-	-	5,895
Scotland, - - - -	-	-	-	-	-	-	-	2,297
Ireland, - - - -	-	-	-	-	-	-	-	-
Gibraltar, - - - -	-	-	-	-	-	-	-	-
Guernsey, Jersey, &c. - - - -	-	-	-	-	-	-	-	-
British West Indies, - - - -	117,877	59	5,240,318	-	73,655	-	-	3,361
Newfoundland, &c. - - - -	-	-	-	-	-	-	-	70
British American colonies, - - - -	-	-	-	-	-	-	-	-
Total, - - - -	117,877	59	-	-	73,655	-	-	11,623
Imperial Ports, - - - -	-	-	-	-	-	-	-	98
Hamburg, Bremen, &c. - - - -	-	-	-	6	-	18,280	792	27,355
France, - - - -	-	-	-	-	-	-	-	2,117
French West Indies, - - - -	178,090	85	3,474,254	-	82,121	-	-	-
Bourbon and Mauritius, - - - -	-	-	-	-	-	-	-	-
Total, - - - -	178,090	85	3,474,254	-	82,121	-	-	2,117
Spain, - - - -	-	-	884	-	-	-	-	-
Honduras, Campeachy, &c. - - - -	-	-	-	-	-	-	-	-
Spanish West Indies, - - - -	-	324	1,705,391	-	1,081,869	-	-	-
Floridas and Louisiana, - - - -	-	20	248,288	-	1,499	-	-	-
Other Spanish American Colonies, - - - -	402,236	54	1,829	-	-	-	-	-
Total, - - - -	402,236	398	1,956,392	-	1,083,368	-	-	-
Portugal, - - - -	-	-	-	-	-	-	-	-
Madeira, - - - -	-	-	-	-	-	-	-	-
Fayal and other Azores, - - - -	-	-	-	-	-	-	-	-
Cape de Verd Islands, - - - -	-	-	-	-	-	-	-	-
Coast of Brazil, - - - -	-	1,699	7,785	-	62,452	-	-	-
Total, - - - -	-	1,699	7,785	-	62,452	-	-	-
Italy, - - - -	-	61	-	-	-	-	-	-
West Indies, generally, - - - -	-	-	-	-	-	-	-	-
Grand Total, - - - -	749,508	2,302	13,586,110	6	1,488,488	28,870	792	51,171

## STATEMENT OF IMPORTS—Continued.

FROM WHENCE IMPORTED.	ARTICLES PAYING SPECIFIC DUTIES.						
	Soap.	Pepper.	Pimento.	Tobacco.	Snuff.	Indigo.	Cotton.
	Pounds.						
Russia, - - - - -							
Prussia, - - - - -	540						
Swedish West Indies, - - - - -							6,995
Total, - - - - -							6,995
Denmark and Norway, - - - - -							
Danish West Indies, - - - - -	1,525	601			72		1,567
Total, - - - - -	1,525	601			72		1,567
United Netherlands, - - - - -							
Dutch West Indies, - - - - -				48			2,767
Dutch East Indies, - - - - -		2,043,748					
Total, - - - - -		2,043,748		48			2,767
England, Man, &c. - - - - -	39				120		
Scotland, - - - - -							
Ireland, - - - - -	11,442						
Gibraltar, - - - - -							
Guernsey, Jersey, &c. - - - - -							
British West Indies, - - - - -			198,924	727		466	34,717
Newfoundland, &c. - - - - -							
British American colonies, - - - - -			6,691				
Total, - - - - -	11,481		205,615	727	120	466	34,717
Imperial ports, - - - - -							
Hamburg, Bremen, &c. - - - - -	3,890						
France, - - - - -	1,455			1,559	40		
French West Indies, - - - - -	77	1,797		4,693	133	122	32,239
Bourbon and Mauritius, - - - - -						616	25,568
Total, - - - - -	1,532	1,797		6,252	173	738	57,807
Spain, - - - - -	2,736						
Honduras, Campeachy, &c. - - - - -			143				
Spanish West Indies, - - - - -				59,108	95	23,194	34,761
Floridas and Louisiana, - - - - -	3,325	115		1,243		25	154,256
Other Spanish American colonies, - - - - -				23		18,680	24,450
Total, - - - - -	6,061	115	143	60,374	95	41,899	213,467
Portugal, - - - - -				103			
Madeira, - - - - -							
Fayal and other Azores, - - - - -							
Cape de Verd Islands, - - - - -							
Coast of Brazil, - - - - -							
Total, - - - - -				103			
Italy, - - - - -							
West Indies, generally, - - - - -							
Grand Total, - - - - -	25,029	2,046,261	205,758	67,504	460	43,103	317,320

## STATEMENT OF IMPORTS—Continued.

FROM WHENCE IMPORTED.	ARTICLES PAYING SPECIFIC DUTIES.							
	Nails and Spikes.	Lead.	Steel.	Hemp.	CORDAGE.		Twine.	Glauber Salts.
					Tarred.	Un-tarred.		
	Pounds.		Cwt.					
Russia, - - - -	-	-	-	3,234	2,608			
Prussia, - - - -	10,016	-	120	-	-	-	49	
Swedish West Indies, - - - -								
Denmark and Norway, - - - -	3,018	-	-	3,862	152	37		
Danish West Indies, - - - -	710	55	-	-	30	2	10	
<b>Total,</b> - - - -	<b>3,728</b>	<b>55</b>	<b>-</b>	<b>3,862</b>	<b>182</b>	<b>39</b>	<b>10</b>	
United Netherlands, - - - -	-	-	8	-	26			
Dutch West Indies, - - - -	-	259	-	-	-			
Dutch East Indies, - - - -	-	-	-	-	-			
<b>Total,</b> - - - -	<b>-</b>	<b>259</b>	<b>8</b>	<b>-</b>	<b>26</b>			
England, Man, &c. - - - -	209,413	42,844	223	-	-	11	31	65
Scotland, - - - -	16,648	2,669	-	-	-	23	1	
Ireland, - - - -	-	-	-	-	133			
Gibraltar, - - - -	-	-	-	-	-			
Guernsey, Jersey, &c. - - - -	-	-	-	-	74	2		
British West Indies, - - - -	60,782	42,654	41	-	205			
Newfoundland, &c. - - - -	-	-	-	-	-			
British American colonies, - - - -	217	11,570	56	-	-			
<b>Total,</b> - - - -	<b>287,060</b>	<b>99,737</b>	<b>320</b>	<b>-</b>	<b>412</b>	<b>36</b>	<b>32</b>	<b>65</b>
Imperial Ports, - - - -								
Hamburg, Bremen, &c. - - - -	9,934	9,520	378	3,374	1,013	-	10	
France, - - - -	7,137	-	-	-	186	-	1	
French West Indies, - - - -	3,459	-	80	-	117	-		
Bourbon and Mauritius, - - - -	-	-	-	-	-	-		
<b>Total,</b> - - - -	<b>10,596</b>	<b>-</b>	<b>80</b>	<b>-</b>	<b>253</b>	<b>-</b>	<b>1</b>	
Spain, - - - -	-	1,744	-	-	-	-		
Honduras, Campeachy, &c. - - - -	-	-	-	-	-	-		
Spanish West Indies, - - - -	1,878	-	56	-	-	-	1	
Floridas and Louisiana, - - - -	-	-	-	-	-	-		
Other Spanish American Colonies, - - - -	-	-	-	-	-	-		
<b>Total,</b> - - - -	<b>1,878</b>	<b>1,744</b>	<b>56</b>	<b>-</b>	<b>-</b>	<b>-</b>	<b>1</b>	
Portugal, - - - -								
Madeira, - - - -								
Fayal and other Azóres, - - - -								
Cape de Verd Islands, - - - -								
Coast of Brazil, - - - -								
<b>Total,</b> - - - -								
Italy, - - - -								
West Indies, generally, - - - -								
<b>Grand Total,</b> - - - -	<b>323,212</b>	<b>111,315</b>	<b>962</b>	<b>10,470</b>	<b>4,494</b>	<b>75</b>	<b>103</b>	<b>65</b>

## STATEMENT OF IMPORTS—Continued.

FROM WHENCE IMPORTED.	ARTICLES PAYING SPECIFIC DUTIES.								
	SALT.		Coal.	Boots.	SHOES.			CARDS.	
	Pounds.	Bushels.			Of Silk.	For Men and Women.	For Children.	Wool & Cotton.	Playing.
			Dozen.	Packs.					
Russia, - - - - -									
Prussia, - - - - -									
Swedish West Indies, - - - - -									
Denmark and Norway, - - - - -									
Danish West Indies, - - - - -	145,200	3,215							
Total, - - - - -	145,200	3,215							
United Netherlands, - - - - -									
Dutch West Indies, - - - - -	249,280	15,973							
Dutch East Indies, - - - - -									
Total, - - - - -	249,280	15,973							
England, Man, &c. - - - - -	5,493,941	227,710	51,970	305	18	2,126	14		
Scotland, - - - - -	-	-	55,558	75	-	1,325	24		
Ireland, - - - - -	-	-	450	2	-	2			
Gibraltar, - - - - -	-	-	-	-	-	-	-		
Guernsey, Jersey, &c. - - - - -	-	-	-	-	-	-	-		
British West Indies, - - - - -	3,202,973	81,699	803	-	-	176			
Newfoundland, &c. - - - - -	-	-	-	-	-	-	-		
British American Colonies, - - - - -	-	-	6,538						
Total, - - - - -	8,696,914	309,409	115,319	382	18	3,629	38		
Imperial ports, - - - - -									
Hamburg, Bremen, &c. - - - - -	717,621	7,000	1,366	13	190	3,376	-	-	3,456
France, - - - - -	1,001,973	20,473	80	83	19	954	-	-	
French West Indies, - - - - -	598,395	2,960	-	-	-	22	-	180	
Bourbon and Mauritius, - - - - -	-	-	-	-	-	-	-	-	
Total, - - - - -	2,317,989	30,433	1,446	96	209	4,352	-	180	3,456
Spain, - - - - -	1,493,013	14,166	-						
Honduras, Campeachy, &c. - - - - -	-	-	-						
Spanish West Indies, - - - - -	-	-	-						
Floridas and Louisiana, - - - - -	39,156	351	-	1	-	148	-	1	
Other Spanish American Colonies, - - - - -	-	-	-						
Total, - - - - -	1,532,169	14,517	-	1	-	148	-	1	
Portugal, - - - - -	2,395,110	92,860							
Madeira, - - - - -	-	-							
Fayal and other Azores, - - - - -	-	-							
Cape de Verd Islands, - - - - -	838,600	35,393							
Coast of Brazil, - - - - -	-	-							
Total, - - - - -	3,233,710	128,253							
Italy, - - - - -	-	-	-	-	-	22			
West Indies, generally, - - - - -	-	-	-	-	-	-			
Grand Total, - - - - -	16,175,262	501,800	116,765	479	227	8,151	38	181	3,456

TREASURY DEPARTMENT, Register's Office, February 17, 1804.

JOSEPH NOURSE, Register.

8th CONGRESS.]

No. 87.

[1st SESSION.]

## PILOTS TO PAY HOSPITAL MONEY FOR THEIR APPRENTICES.

COMMUNICATED TO THE HOUSE OF REPRESENTATIVES, FEBRUARY 22, 1804.

Mr. SAMUEL L. MITCHELL, from the Committee of Commerce and Manufactures, who were directed, by a resolution of this House of the 10th November last, "to inquire into the expediency of exempting pilots from paying hospital money for their apprentices, made the following report thereon:

By an act of Congress, passed the 16th of July, 1798, twenty cents a month are directed to be reserved from the wages of seamen in the merchant service, both in foreign voyages and in the coasting trade. The masters or owners of vessels are made accountable for this money to the collectors of the respective ports, and the collectors to the Treasury. The object intended by law is, to provide for the relief of seamen, where they fall sick or become disabled. The excellency and utility of this regulation is universally admitted; and the seamen of the United States are daily experiencing the advantages of it.

It seems that, in some ports, the statute has been construed to include the apprentices of pilots, as seamen, within its provision: these apprentices are a set of coasting mariners, and liable to sickness or disability like other seamen. If hospital money is paid for them by their masters, the privilege is thereby acquired of having them attended by physicians and surgeons, and of getting them nursed, boarded, lodged and supplied with remedies, and all manner of necessaries. If these benefits can be purchased at the cheap rate of two dollars and forty cents a year, for an apprentice, if sick and disabled, the master may be considered as having made a very good bargain. If the apprentice retains his health, and is constantly fit for labor and business, the master's bargain is still better.

The committee, on considering the subject, find no cause for differing with the collectors who have considered these persons as seamen within the meaning of the statute, unless it should be deemed, that, as the twenty cents a month are to be retained out of the seamen's wages, and that the pilots' apprentices receive no wages, they ought not to be made to contribute as seamen who serve on hire. Considering, however, that the apprentice is receiving in professional skill an equivalent for wages, it would seem to be a liberal construction of the statute to make it include these persons, and thereby extend the advantages of it to them: and, under a persuasion that it is for the benefit both of the apprentices and their masters, that the former should be considered as seamen, the committee submit their opinion—

That it is inexpedient for Congress to make any declaration concerning the payment of hospital money by pilots for their apprentices.

8th CONGRESS.]

No. 88.

[1st SESSION.]

## PIERS IN DELAWARE RIVER, AND OBSTRUCTIONS TO NAVIGATION IN CHRISTIANA CREEK.

COMMUNICATED TO THE HOUSE OF REPRESENTATIVES, FEBRUARY 23, 1804.

Mr. SAMUEL L. MITCHELL, from the Committee on Commerce and Manufactures, to whom was referred the memorial of the inhabitants of the town of Wilmington and its vicinity, in the State of Delaware, praying that piers may be erected in Delaware river, and that obstructions to navigation in Christiana creek may be removed, made the following report:

The memorialists represent that the Christiana, near which Wilmington stands, though navigable for a number of miles by coasting vessels and boats of different sizes, is, nevertheless, not so well adapted to navigation as they could wish, on account of a flat or bar, consisting of soft mud, at its mouth. This is a serious impediment to vessels passing in and out; and, indeed, prevents the larger kinds of them altogether from going up to the city. Their memorial is accompanied by surveys, maps, and estimates, prepared with care.

By examining the nature of this shoal, at the place where the Christiana empties into the Delaware, the memorialists have persuaded themselves that it may be removed, and the channel deepened. The means of accomplishing these objects, are, by sinking a pier in the river Delaware, and placing two wharves within the Christiana, so as to give the current more force and a better direction than it now possesses.

The Committee remark a striking analogy between this case and the memorial already reported on, concerning the harbor of Nantucket. The spirit of enterprise and improvement which the present memorialists evince, gives the committee a most favorable presage of what may be expected from them under the encouragement of the police of Wilmington, the patronage of the Legislature of Delaware, and the contributions of such persons as may find it their interest to subscribe money for such laudable and useful undertakings. The committee, however, entertain doubts of the propriety of making the appropriation which the memorialists desire; and they are by no means satisfied that, if the piers and wharves were built, they would answer the purposes intended. They, therefore, submit their opinion—

That it would be inexpedient to grant the request of the memorialists, and that they have leave to withdraw their memorial and the papers which accompany it.

[8th CONGRESS.]

No. 39.

[1st SESSION.]

## MARINE HOSPITAL FUND.

COMMUNICATED TO THE HOUSE OF REPRESENTATIVES, MARCH 5, 1804.

Mr. SAMUEL L. MITCHILL, from the Committee on Commerce and Manufactures, to whom was referred the memorial of sundry citizens and mariners of the city of Baltimore, in the State of Maryland, praying for greater facilities to the admission of sick and disabled seamen into the marine hospitals, made the following report:

The memorialists state, as a grievance requiring a remedy, that seamen of the United States, taken sick or becoming disabled *after their arrival in port, and before reshipment on another voyage*, are refused admittance into the infirmary, and denied the benefit of the mariner's fund, although such applicants may have heretofore paid hospital money conformably to law. The distress experienced by many seamen, by this construction and execution of the laws, is loudly complained of; and the interposition of Congress is solicited to save the wretched from their present distress, and to avert similar calamities for the future. The seriousness of this complaint, proceeding from the suffering seamen of our country, has been contemplated with anxiety and concern by the committee: their helpless and unfriended situation has been beheld not only with pity, but with an active benevolence, which, at the instant it finds that succour is necessary, exerts itself promptly and without hesitation to afford it. The spectacle of these useful citizens, who navigate the ships of our country, on all their voyages, in which national glory and national wealth are concerned, turned out of doors, because they are sick and indigent, is too painful to be beheld without emotion.

The cause of these exhibitions of woe, so unpleasant to the feelings of individuals, and so calculated to affect the public sensibility, is worthy of being investigated; and the committee believe that much of the evil complained of, will be found to proceed from the generalization of the seamen's fund by the act of May the 3rd, 1802.

A reference to the different statutes passed on this subject, will satisfy the inquirer that this is the case. By the prudent and salutary provision of an act passed July 6th, 1798, it is made the duty of the master or owner of every ship or vessel of the United States, arriving from a foreign port, and before she shall be admitted to entry, to render to the collector a true account of the number of seamen employed on board the vessel since her last entry in any port of the United States, and to pay to the said collector at the rate of twenty cents a month for every seamen so employed. The captain is authorized to deduct this out of the sailors' wages. The like regulation was extended to the crews of vessels enrolled or licensed for the coasting trade.

The money thus paid by the seamen, was directed to be accounted for to the Secretary of the Treasury. And the President of the United States was authorized to provide for the temporary relief of sick and disabled seamen. *It was an express condition of this capital, that it should be expended only in the district in which it was collected.* And as it was judged that, in some districts, a surplus would remain over and above the needful expenditure, it was directed that such surplus should be vested in the national stock, for the purpose of accumulation, and of being enlarged by charitable donations until proper marine hospitals could be procured for the permanent accommodation of sick and disabled seamen; or, what was better, until pensions could be assigned them.

To these excellent regulations, another important one was added by the statute of March 2d, 1799. By one of the sections of this act the Secretary of the Navy was directed to retain in his hands twenty cents a month from the wages of officers, seamen, and marines, in the navy, to be paid into the treasury, and expended for the same purposes as the money paid by the seamen in the merchants' service, whether on foreign voyages or in the coasting trade. But in that very statute an unhappy diversion was made of those funds from their original destination. In some of the districts, it happened that more money was expended than the sum collected within the same amount to. This became, in those places, a matter of complaint; to remedy it, a great inroad was made. The expenditure which had heretofore been limited to the collection district, was rendered lawful in any part of the *State* in which such district was situated, and within any other State *next adjoining*. There was an exception, however, as to the *four New England States*. Thus was the surplussage in any one district in a great degree prevented, and the project of accumulating money enough for lasting and well endowed hospitals or pensions, by which the sick, wounded, disabled, or veteran seamen might have been provided for and enabled to enjoy repose, almost altogether frustrated.

But even this encroachment upon the primitive design, did not give entire satisfaction; complaints were still made in a few places that the surplus of money was inadequate to the wants of the sick and infirm seamen, and they were so loud and reiterated that, on the 3d of May, 1802, Congress listened to them, and declared by a law, the passing of which is ever to be regretted, that the moneys heretofore collected—that is ever since 1798—and unexpended, and all moneys thereafter to be collected, under authority of the before mentioned acts, should constitute one general fund, to be employed as circumstances should require, in every seaport of the *nation*. In consequence of this generalising scheme, the pleasing surplussage that was accumulating in the ports of New York, Philadelphia, Baltimore, and Boston, was broken down and drawn away, except a reservation of 15,000 dollars for building an hospital in Massachusetts.

By this stroke all the hopes of permanent provisions for sailors, with impaired limbs and exhausted constitutions, were blasted at once. No prospect remained but that of a temporary supply, furnished monthly, or from hand to mouth, as the tax was paid to the Treasury. The sums saved by the good management and rigid economy of the managers of them in some places, were not now, as before, treasured up for future benefit there; but, serving merely as to tempt the cupidity of persons, in other and distant places, they were melted down and absorbed in the general mass.

The diminution of the fund, in certain ports where it used to be most abundant, has led to a more strict scrutiny than has been usually practised heretofore as to the admission of sailors to the benefits of hospitals. In some places doubts have been entertained whether unemployed seamen ought to be allowed a participation of those advantages. In others, (or one other) they have been refused unless the sickness or disability shall have accrued while they are in actual service. In consequence of this manner of construing and executing the law, uneasiness is manifesting itself in several of our most frequented and opulent seaports. Before the generalising law, these expressions of dissatisfaction were few and local; since that event, they are growing more numerous, and even universal.

For an able and perspicuous view of the sums collected for the relief of seamen, and the places at which they have been collected and expended, with a variety of other interesting and instructive particulars, the committee beg leave to refer to a report of the Secretary of the Treasury, made in obedience to a resolve of this House, on the 21st day of January, and now lying on the table. By this it appears that in some places where money is collected, none is expended.

It is plain to the committee that the seamen of their country ought to be distinguished when in distress from common paupers. It was the intention of the Government to consider them so. They, therefore, while in health and employment, pay something towards their own support when they shall be sick and unable to perform services. The sum collected does not seem sufficient, or why should these unfortunate men be rejected as the memorial states? The committee, while it forbears to make any remarks on the sum of 33,401 dollars expended at Norfolk, and 26,964 dollars at Charleston, S. C. requests that gentleman will take the trouble to examine these swelling items of the account, while they note only 7,330 dollars are collected at the former of those places, and 15,843 dollars at the latter.

In order, however, to enlarge the means of relief as to temporary purposes, the following proposition is submitted, to wit:



That an additional sum, of five cents per month, be paid for hospital money, by the seamen and others in the foreign, coasting, and naval service, intended by the act of 16th July 1798, and the act of March 2d, 1799.

And with the desire to provide some fund for the permanent relief of decrepit or superannuated seamen, exhausted in service, though not proper objects of a sick infirmary, it is recommended

That the first section of the act of May 3d, 1802, as far as the same respects the generalization of the seamen's fund, be repealed.

8th CONGRESS.]

No. 90.

[1st SESSION.

## PIER IN BARNSTABLE BAY.

COMMUNICATED TO THE HOUSE OF REPRESENTATIVES, MARCH 6, 1804.

Mr. SAMUEL L. MITCHILL, from the Committee on Commerce and Manufactures, to whom was referred the petition of sundry inhabitants of the town of Dennis, in the State of Massachusetts, praying for aid in constructing piers in Barnstable Bay, made the following report:

The petitioners solicit an appropriation of a sum of money, not exceeding ten thousand dollars, to construct a pier of about one hundred yards in length, between two points of rocks projecting into the Bay at that place. Their object is to form thereby a harbor for the reception and security of their vessels. This work would, without doubt, be highly useful to the petitioners; but the committee does not conceive that it is incumbent on Congress to provide for the expense. It is therefore submitted as its opinion,

That it is inexpedient to grant the prayer of the petition.

9th CONGRESS.]

No. 91.

[1st SESSION.

## FISHERIES.

COMMUNICATED TO THE HOUSE OF REPRESENTATIVES, MARCH 12, 1804.

Mr. HUGER, from the committee to whom was referred the memorials of sundry merchants of the cities of New York and Hudson, in the State of New York, presented to the House on the 17th of February and 8th of March, of the present year, made the following report:

That the memorialists, merchants of the cities of New York and Hudson, represent that it has been the policy of all commercial nations to encourage adventurers in the fisheries, by granting bounties on their shipping, or on the products of their respective voyages; that they observe the subject of fostering the fisheries has been recently brought before Congress; that, in their opinion, this end could not be more usefully and effectually answered than by amending our present navigation acts, so that all vessels (wholly owned by citizens of the United States, and) originally of foreign construction, but having been two-thirds re-built within the United States, and all vessels originally built within the United States, (and wholly owned by the citizens thereof) but having lost their registers, may be employed in the whale, sea elephant, and seal fisheries, subject to no other or higher duties or tonnage than are paid by law, on all vessels of the United States, duly registered and recorded, when employed in like manner; that vessels of this description are already numerous in the United States, and, from a variety of causes consequent on the wars of Europe, the number will, in all probability, be increased; that the owners know not in what manner to employ or dispose of them, unless at immense sacrifices, without a law of Congress should be passed, enabling them to place vessels so situated in the fisheries, agreeably to the manner proposed by the memorialists; and, finally, that they are persuaded, if such a law be passed, a number of vessels would be added, in the course of the present year, to those now employed in the whale, sea elephant, and seal fisheries.

The committee entirely accord in opinion with the memorialists, as to the propriety of affording every possible encouragement to the fisheries of the United States, and feel every disposition to contribute to their support and improvement. But, after mature consideration, they are far from being satisfied that the measure proposed by the memorialists would contribute essentially to this desirable end; whilst they feel the most thorough conviction that, upon an enlarged and comprehensive view of the subject, it does not comport with the general national policy to make the proposed alteration in the navigation acts of the United States; to do this, in the manner recommended by the memorialists, would be, in fact, to innovate, in a much greater degree than might at first be supposed, on that system, which has been heretofore so wisely adopted by our predecessors, for the protection and encouragement of native built and bona fide American vessels, and to put those of a different description (at least, in certain instances) upon a footing of perfect equality with them. The committee deem it altogether superfluous to adduce any arguments to prove the correctness of the principles of the existing navigation acts in this respect; neither do they conceive it necessary, at this time, to enter into an examination of the question, "how far it might be politic in the Government to hold out further, or, indeed, any, peculiar encouragement to that description of vessels, (holden by some of our citizens) which are described in the respective memorials, and which, though subject to additional duties and tonnage, are represented to be already very numerous. It is believed to be a received and well established political axiom, adopted by every nation whose situation induces it to aim at an extensive navigation, to encourage and foster native built and bona fide national vessels; nor does any better mode of doing so suggest itself, than that of giving them a preference in the home market, by laying additional duties and tonnage on vessels of a different description. Such is the system established by the existing laws, from which the memorialists, in the present instance, recommend that we should, to a certain extent, depart, in favor of a certain description of vessels, owned by some of our citizens. And they hold out, as an inducement and as the consequence of the proposed alteration of the existing navigation acts, the probability of a considerable increase of vessels and tonnage, to be employed in the whale, sea elephant, and seal fisheries.

With respect to the first, the committee are inclined to believe that, although the alteration proposed should be made in our navigation acts, still few, if any, additional vessels would enter into it. The American vessels already employed in the whale fisheries find them, indeed, so far from affording great profits, that, according to a report

now before the House, there is reason to fear their number is rather on the decline than increasing. Were this not the case, there can be little doubt but that the vessels, situated as is represented by the memorialists, would enter into this trade, even under existing circumstances: for, as they are presumed not to be subject to any duty on the oil, or other productions of the whale, brought by them into the ports of the United States, but only to the foreign tonnage duty, (fifty cents, i. e. forty-four cents per ton more than native built and bona fide American vessels) it is not probable that so trifling an addition of extra expense would prevent them from entering into, and participating in, a lucrative branch of business. It might, moreover, be thought doubtful by some, whether it would be wise or altogether equitable to induce, in this way, a sudden and large influx (should such be the consequence of the proposed measure, if adopted) of adventurers in the whale fisheries, and thus to excite a competition between this description of vessels, and those which, under the existing laws, have gone into them, at a considerable expense, and whose owners make the fisheries a regular and steady object of their industry and pursuit.

A similar train of reasoning will apply equally to the case of the sea elephant. This animal, like the seal, is understood to be amphibious. They are found at many of the uninhabited islands of the great Southern Ocean, in particular at Kerguelen's Land, which, at certain seasons, they frequent in great numbers, and, as they make little resistance, are easily taken by the fishermen. Several American vessels are stated to have been engaged in this business, and the oil, being of an excellent quality, furnishes a valuable article of exportation from this country to Europe.

It is most probable, on the other hand, that persons holding the description of vessels in question, would employ many of them in the seal fisheries, if enabled to carry on those branches of trade, connected with that fishery, upon equal terms with, and subject to no other additional duties or tonnage than are paid by, native built and bona fide American vessels. This would, no doubt, be an object of the first magnitude to the owners of such vessels. The House, however, will be better able to judge of the effect of an alteration of our navigation laws in this respect, and how far it be expedient to make such an one, from the following hasty sketch of the seal fishery, and those branches of trade connected with it.

The American vessels employed in the seal voyages usually pass round Cape Horn, and visit the islands of Juan Fernandez and Massa Fuero; at the last of which the seal are said most to abound. A few seal are also taken at the Falkland islands, at Tristan de Acunha, at St. Paul's, and Amsterdam; but, of late years, they have been found to have almost entirely abandoned these islands; and even at Massa Fuero, and the islands in its vicinity, they are no longer to be found in that abundance they were met with when these voyages were first undertaken. For these last ten or twelve years, however, there have been many American vessels engaged in this business. In 1800 and 1801, not less than ten vessels, principally from New York, Connecticut, and Massachusetts, were thus employed. Some of the ships are represented to have been very successful in their voyages, and to have carried 60,000, and, in some instances, as far as 100,000 seal skins to the Canton market. The oil of the seal (though it is said to be equal to whale oil, and that it would command as great a price, if brought to the United States) is not usually saved, as it will not sell in Canton, or, at least, would not afford a profitable sale. The skins, however, (but few of which are brought to the United States, unless where a ship fails in her voyage, and is thence induced to return home) are sold at Canton, and the proceeds, invested in teas, silks, nankeens, &c. are, after a voyage of from 24 to 30 months' duration, brought to the United States, where they pay a higher or lower duty, according as they are imported in bona fide American vessels, or those of a different description.

To make the alteration, therefore, in the existing navigation acts, recommended by the memorialists, would be, of course, to enable the description of vessels they speak of to carry on the trade to China, and to import the productions of that extensive country, with equal advantage, and without paying any other additional duties or tonnage than those which are now paid by native built and bona fide American vessels. This innovation and important change in the system established by our existing navigation acts, the committee presume the House are not prepared to admit or adopt. Under this impression, and in conformity to what has been stated, they beg leave respectfully to submit the following resolution, viz:

*Resolved*, That the prayer of the memorialists cannot be granted, and that they have leave to withdraw their memorials.

8th CONGRESS.]

No. 92.

[2d SESSION.]

## IMPORTS INTO NEW ORLEANS ENTITLED TO DEBENTURE.

COMMUNICATED TO THE HOUSE, OF REPRESENTATIVES, NOVEMBER 27, 1804.

MR. CROWNINSHIELD, from the Committee of Commerce and Manufactures, to whom was referred the resolution of the House, of the 12th inst. "to inquire into the expediency of allowing, under proper regulations, a drawback of duties on goods, wares, and merchandise, imported into the port of New Orleans, from any port of the United States, and from thence exported to any foreign port or place," submitted the following report:

Upon examining the act, passed at the last session of Congress, entitled "An act for laying and collecting duties on imports and tonnage, within the territory ceded to the United States by the treaty of the 30th April, 1803, between the United States and the French Republic, and for other purposes," it appears that the sixth section refuses the drawback on all goods, wares, and merchandise, exported from the port of New Orleans, *other* than on those which shall have been imported directly into the same, from a foreign port or place. Drawbacks have been allowed in all ports of the United States, since the first acts were passed laying a duty on imports and tonnage. No inconvenience or loss has or can happen in giving back what we have received in cases where the article is really exported out of the limits of the United States, and many advantages have resulted from pursuing this policy. Our ports thus become the places of deposit for the merchandise of all nations. Our commerce with foreign countries is enlarged. Greater shipments of our own productions can be made. New employment can be given to our tonnage, already respectable and on a rapid increase; and, as we necessarily import more than we consume, the surplus is again shipped to other countries. But if drawbacks are discontinued, even in a single port, commerce must experience great embarrassments, or it will open for itself some new channels, where the streams of wealth may flow unimpeded and free from improper restraints, and other nations will reap advantages, which a different policy would unquestionably have secured to ourselves.

The duties, to their fullest amount, form a part of the value of all goods, and are always estimated in the price demanded from the consumer, or from the purchaser who intends to ship them for a foreign market, and it must be evident to every one, the least acquainted with the operations of commerce, that if any article is denied the drawback, the price will be depreciated to an equal amount with the original duties with which it may be chargeable.

New Orleans, not only as a port of deposit for the produce of the Western country, where it can be shipped to all parts of the world, possesses peculiar and important advantages from its proximity to the British, French, and Spanish settlements in the West Indies. Various articles, whether of European, Asiatic, or American growth or manufacture, which we can readily supply at reasonable prices, can be carried to their ports, and be exchanged for such as they can conveniently spare, and which may be necessary for our own consumption. A commerce known to be highly beneficial to all the parties interested in it; supplying the United States, too, in some cases, with the precious metals, so necessary in our intercourse with Asia, it is presumed was not intended to be discouraged.

If we place every description of goods on a similar footing in relation to drawbacks, whether imported coastwise or direct from foreign countries, upon being exported out of the limits of the United States, the committee conceive we shall then have done all which will be necessary on this occasion. The committee therefore report, as their opinion, that so much of the act, entitled "An act for laying and collecting duties on imports and tonnage within the territory ceded to the United States by the treaty of the thirtieth of April, one thousand eight hundred and three, between the United States and the French Republic, and for other purposes," as refuses the drawback on goods, wares, and merchandise, imported coastwise into New Orleans, and exported to foreign countries, ought to be repealed; and they submit a bill for the purpose.

8th CONGRESS.]

No. 93.

[2d SESSION.]

## IMPORTS FOR THE YEAR ENDING SEPTEMBER 30, 1803.

COMMUNICATED TO THE HOUSE OF REPRESENTATIVES, DECEMBER 13, 1804.

TREASURY DEPARTMENT, *December 13, 1804.*

SIR:

In conformity with a resolution of the House of Representatives, of May 29, 1798, I have the honor to transmit, herewith, two statements of the importations, in American and foreign vessels, commencing the 1st of October, 1802, and ending the 30th of September, 1803.

I have the honor to be, very respectfully, sir, your obedient servant,

ALBERT GALLATIN.

The Honorable the SPEAKER of the House of Representatives.

*A General Statement of Goods, Wares, and Merchandise, imported into the United States in American vessels, from the 1st of October, 1802, to the 30th September, 1803.*

FROM WHENCE IMPORTED.	GOODS PAYING DUTIES AD VAL.			ARTICLES PAYING SPECIFIC DUTIES.														
	12½ per ct.	15 per ct.	20 pr. ct.	WINES.				FOREIGN SPIRITS.		Molasses.	Beer, Ale, and Porter.	TEAS.				Coffee.		
				Madeira.	Bur-gundy.	Sherry.	All other.	From Grain.	From other materials.			Bohea.	Sou-chong.	Hyson.	Other Green.			
	Dollars.			Gallons.											Pounds.			
Russia, - - - - -	1,048,105	19,258	488	-	-	-	-	-	2	-	-	-	-	-	-	16	-	152
Sweden, - - - - -	106,472	2,308	6	-	-	-	-	6,950	-	-	-	-	-	-	-	-	-	-
Swedish West Indies, - - - - -	5,013	1,390	20	-	-	-	7,379	802	74,647	18,158	198	-	-	-	-	-	-	313,083
Denmark and Norway, - - - - -	199,588	5,463	1,302	28	-	-	-	-	-	-	-	-	-	-	-	-	-	-
Danish West Indies, - - - - -	25,061	10,878	496	4,460	-	4	7,418	3	1,058,784	77,895	-	-	522	-	-	-	-	381,080
United Netherlands, - - - - -	422,934	183,375	48,160	55	437	-	-	851,497	102	-	-	-	-	-	-	-	-	-
Dutch West Indies & American colonies, - - - - -	7,780	6,489	134	2,542	-	108	4,532	-	434,564	570,903	4	-	-	-	-	-	-	670,080
Dutch East Indies, - - - - -	6,520	6,908	20	640	-	-	30	424	7	-	-	-	3,088	369	-	61	-	2,462,666
England, Man, and Berwick, - - - - -	17,240,670	5,689,118	148,642	77	1,358	111	32,297	-	517	20,778	156,226	-	89	841	-	-	-	14
Scotland, - - - - -	1,527,220	128,853	2,090	-	-	-	89	-	209	-	6,685	-	-	-	-	-	-	-
Ireland, - - - - -	576,187	11,588	19,568	85	-	-	-	10,786	-	48	10	-	-	-	2	-	-	-
Guernsey, Jersey, Sark, and Alderney, - - - - -	-	734	-	-	-	-	-	-	-	-	-	-	-	-	-	-	-	-
Gibraltar, - - - - -	450	11,372	880	-	-	2,171	34,571	667	10,179	-	-	-	-	-	-	-	-	-
British African Ports, - - - - -	15	-	-	-	-	-	64	-	-	-	-	-	-	-	-	-	-	-
British East Indies, - - - - -	2,286,622	25,239	12	425	-	-	15	-	73	-	-	-	1,049	-	-	-	-	26,268
British West Indies, - - - - -	14,948	31,039	62	4,856	-	-	2,076	426	3,167,015	561,984	238	-	-	-	-	-	-	244,077
Newfoundland and British fisheries, - - - - -	595	193	-	-	-	-	-	-	-	-	-	-	-	-	-	-	-	-
British American Colonies, - - - - -	138,760	29,805	799	932	-	-	1,116	4,202	3,033	-	344	615	-	316	1,166	-	-	1,578
Hamburg, Bremen, &c. - - - - -	590,320	154,296	68,506	-	65	-	2,257	3,566	350	-	2	-	-	-	-	-	-	-
French European ports on the Atlantic, - - - - -	257,663	340,339	11,012	208	1,039	20	232,974	427	752,811	-	-	-	-	-	-	-	-	26,364
Do. on the Mediterranean, - - - - -	22,839	14,936	-	-	-	-	38,192	-	198,368	-	-	-	-	-	-	-	-	-
French West Indies & American colonies, - - - - -	144,523	42,837	2,073	884	-	-	87,354	193	677,270	3,093,265	-	3	338	-	401	-	-	7,794,030
French East Indies, - - - - -	50,831	801	-	-	-	-	-	-	-	-	-	-	-	-	-	-	-	439
Bourbon and Mauritius, - - - - -	140,019	12,479	1	-	-	-	521	-	8,529	-	-	-	20,594	4,953	3,248	1,841	-	1,344,998
Spanish European ports on the Atlantic, - - - - -	15,203	11,403	175	-	-	384,158	17,356	-	5,174	-	-	-	-	-	-	-	-	490
Do. on the Mediterranean, - - - - -	53,367	220,555	115	106	-	-	351,371	-	670,970	-	-	-	-	-	-	-	-	144
Teneriffe and other Canaries, - - - - -	835	2,433	-	9,913	-	172	130,593	-	-	-	-	-	-	-	-	-	-	-
Manilla and Philippine Islands, - - - - -	34,238	7,035	-	-	-	-	-	-	-	-	-	14,208	976	372	-	-	-	40
Florida, - - - - -	-	220	-	-	-	-	-	-	-	-	-	-	-	-	-	-	-	-
Louisiana, - - - - -	51,958	30,279	993	193	12	771	10,483	582	10,211	33,045	2,594	-	-	162	191	-	-	28,168
Honduras, Campeachy, & Musquito Shore, - - - - -	976	-	-	-	-	-	-	-	-	-	-	-	-	-	-	-	-	-
Spanish West Indies & American colonies, - - - - -	23,018	5,256	4	-	-	12	40	-	921	1,501,596	-	905	-	-	-	-	-	262,796
Portugal, - - - - -	25,489	64,681	2,047	599	-	1,355	137,131	953	1,667	-	-	-	-	-	-	-	-	3,300
Madeira, - - - - -	766	7,401	6	293,842	-	-	30,596	-	-	-	-	-	-	-	-	-	-	-
Fayal and the other Azores, - - - - -	2	7,087	-	-	-	-	4,248	-	-	-	-	-	-	-	-	-	-	-
Capé de Verd Islands, - - - - -	2,390	2,319	202	5,001	-	-	5,643	-	878	-	-	-	-	-	-	-	-	-
Coast of Brazil & other American colonies, - - - - -	2,378	2,207	33	-	-	-	202	-	-	-	-	-	-	-	-	45	-	34,046
Italy, - - - - -	49,520	67,112	627	-	-	106,798	-	-	120,818	-	-	-	-	-	20	-	-	-
Trieste & other Austrian ports on the Adriatic, - - - - -	4,700	2,472	62	-	-	-	-	-	-	-	-	-	-	-	-	-	-	-
Turkey, Levant, and Egypt, - - - - -	40	2,499	-	-	-	-	-	-	-	-	-	-	-	-	-	-	-	-
China, - - - - -	1,946,607	286,937	1,751	682	-	-	8	-	2	-	-	3,924,502	768,023	303,222	1,270,105	-	-	74,865
Cape of Good Hope, - - - - -	641	279	127	-	-	-	3,969	-	4,621	-	-	-	-	-	-	-	-	-
Europe, generally, - - - - -	496	-	-	-	-	-	-	-	-	-	-	-	-	-	-	-	-	-
Africa, generally, - - - - -	5,957	11,781	-	-	-	413	-	-	-	-	-	-	130	-	-	-	-	115
South Seas, - - - - -	196	-	1	-	-	-	-	-	-	-	-	-	-	-	-	-	-	-
Total, - - - - -	27,031,912	7,461,654	310,414	325,528	2,958	389,295	1,250,337	881,478	7,201,722	5,877,672	166,301	3,960,827	779,168	308,613	1,273,765	-	-	13,368,793

## STATEMENT OF IMPORTS—Continued.

FROM WHENCE IMPORTED.	ARTICLES PAYING SPECIFIC DUTIES.															
	Cocoa.	Choco- late.	SUGARS.			CANDLES.		Cheese.	Soap.	Pepper.	Pimento.	Tobac- co.	Snuff.	Indigo.	Cotton.	Nails and Spikes.
			Brown.	Loaf.	All other.	Tallow.	Wax.									
	Pounds.															
Russia, - - - - -	-	-	-	-	-	39,445	-	-	1,772	-	-	-	-	-	-	582
Sweden, - - - - -	-	-	-	-	-	-	-	-	-	-	-	-	-	-	-	476
Swedish West Indies, - - - - -	27,134	15	2,034,149	-	64,378	-	-	-	36,704	-	-	-	2,113	9,431	-	3,812
Denmark and Norway, - - - - -	-	-	-	-	-	-	-	-	-	-	-	-	-	-	-	20,357
Danish West Indies, - - - - -	7,519	32	10,082,015	-	105,588	-	29	-	-	-	380	9,878	24	10,828	13,209	86,852
United Netherlands, - - - - -	-	-	-	5,377	-	-	-	33,441	-	-	-	795	253	-	-	40,863
Dutch West Indies and American Colonies, - - - - -	11,808	69	7,017,158	-	410	-	-	-	-	-	2,434	228	37	15,280	58,827	-
Dutch East Indies, - - - - -	-	-	1,522,236	60	-	-	-	-	-	2,112,897	-	-	-	8,192	-	-
England, Man, and Berwick, - - - - -	-	-	1,020	5,682	62	-	75	70,709	13,879	2,050	-	110	413	202	-	3,489,030
Scotland, - - - - -	-	-	-	-	-	-	-	102	-	-	-	-	-	-	-	35,550
Ireland, - - - - -	-	-	20	-	-	-	-	61	-	-	-	-	-	-	-	-
Guernsey, Jersey, Sark, and Alderney, - - - - -	-	-	-	-	-	-	-	-	-	-	-	385	-	-	100	-
Gibraltar, - - - - -	-	-	-	-	-	-	-	-	-	-	-	-	-	-	-	-
British African Ports, - - - - -	-	-	-	-	-	-	-	-	-	-	-	-	-	-	-	-
British East Indies, - - - - -	-	-	5,998,631	992	-	-	-	-	-	417,705	-	1,901	-	18,532	540,401	-
British West Indies, - - - - -	89,283	29	7,560,375	-	65,576	-	-	44	3,059	-	33,711	2,561	-	6,651	20,725	2,800
Newfoundland and British fisheries, - - - - -	-	-	-	-	-	-	-	-	-	-	-	-	-	-	-	-
British American colonies, - - - - -	-	316	11,370	1,858	-	780	24	612	7,238	359	22	3,999	727	-	-	7,469
Hamburg, Bremen, &c. - - - - -	-	-	-	156	-	-	-	239	-	-	-	-	-	-	-	46,843
French European ports on the Atlantic, - - - - -	-	7	35,509	-	-	145	1,406	3,934	5,961	74	39	52	7	760	-	2,528
Do. on the Mediterranean, - - - - -	-	-	-	-	-	-	-	-	2,914	-	-	2	-	-	-	-
French West Indies and American Colonies, - - - - -	612,275	46	12,254,942	23	330,980	-	-	6	7,346	1,137	-	8,793	183	1,344	79,819	23,389
French East Indies, - - - - -	-	-	-	-	-	-	-	-	-	31,029	-	-	-	-	-	-
Bourbon and Mauritius, - - - - -	-	-	1,331,841	164	-	-	-	-	-	426,495	-	-	8	104	243,668	-
Spanish European ports on the Atlantic, - - - - -	-	-	-	-	-	-	-	-	584	150	-	-	-	-	-	-
Do. on the Mediterranean, - - - - -	-	-	166	-	-	-	-	69	-	-	-	50	-	-	-	-
Teneriffe and other Canaries, - - - - -	-	-	-	-	-	-	-	-	-	-	-	-	-	-	38	-
Manilla and Philippine Islands, - - - - -	-	-	49,616	-	-	-	-	-	-	-	-	-	-	-	-	-
Florida, - - - - -	-	-	-	-	-	-	-	-	-	-	-	-	-	-	-	-
Louisiana, - - - - -	-	100	2,352,848	-	8,073	758	-	100	4,032	43	20	667	-	32,794	1,249,348	8,919
Honduras, Campeachy, and Musquito Shore, - - - - -	-	-	392	-	-	-	-	-	-	-	-	-	-	-	-	-
Spanish West Indies and American Colonies, - - - - -	13,532	50	1,810,687	-	1,708,985	288	-	-	-	-	-	19,677	825	9,598	75,890	-
Portugal, - - - - -	-	-	542	-	-	-	-	-	-	-	-	-	-	-	-	-
Madeira, - - - - -	-	-	-	-	-	-	-	18	-	-	-	-	-	-	-	1,462
Fayal and the other Azores, - - - - -	-	-	-	-	-	-	-	-	-	-	-	-	-	-	-	-
Cape de Verd Islands, - - - - -	-	-	218	-	-	-	-	-	-	-	-	-	-	-	-	-
Coast of Brazil and other American Colonies, - - - - -	-	-	140,771	-	-	-	-	-	-	-	-	-	-	-	2,136	-
Italy, - - - - -	-	18	300	-	-	-	-	1,046	39,744	-	-	415	-	-	-	-
Trieste and other Austrian ports on the Adriatic, - - - - -	-	-	-	-	-	-	-	-	8,421	-	-	-	-	-	-	-
Turkey, Levant, and Egypt, - - - - -	-	-	-	-	-	-	-	-	-	-	-	-	-	-	90	-
China, - - - - -	-	-	1,550,180	4,844	141,863	12	-	-	-	-	-	14	-	1,668	-	-
Cape of Good Hope, - - - - -	-	-	-	-	-	-	-	-	-	-	-	-	-	-	-	-
Europe, generally, - - - - -	-	-	-	-	-	-	-	-	-	-	-	-	-	-	-	-
Africa, generally, - - - - -	-	-	-	-	-	-	-	-	-	-	-	-	-	-	-	-
South Seas, - - - - -	-	-	-	-	-	-	-	-	-	-	-	-	-	-	-	-
Total, - - - - -	761,551	682	53,754,986	19,156	2,425,915	41,530	1,534	110,381	131,654	2,991,939	36,606	49,527	2,477	108,104	2,293,644	3,770,932

STATEMENT OF IMPORTS—Continued.

FROM WHENCE IMPORTED.	ARTICLES PAYING SPECIFIC DUTIES.																	
	Lead.	Steel.	Hemp.	Cables.	Tarred Cordage.	Untar'd Cordage.	Twine.	Glauber Salts.	Salt.		Coal.	Boots.	SHOES AND SLIPPERS.			CARDS.		
	Pounds.	Cwt.							Pounds.	Bushels.	Bushels.		Of Silk.	Men's & Women's	For Children.	Wool & Cotton.	Playing.	
													Pairs.			Dozens.	Packs.	
Russia, - - - - -	-	590	84,649	503	7,481	246	10	-	-	-	-	27	-	-	66	-	-	-
Sweden, - - - - -	-	25	-	-	10	-	2	-	-	-	-	-	-	-	-	-	-	-
Swedish West Indies, - - - - -	70	-	-	-	-	-	-	-	616,671	2,960	-	-	-	-	-	-	-	-
Denmark and Norway, - - - - -	-	-	8,289	-	1,005	-	-	-	17,920	-	-	-	-	-	5	-	-	-
Danish West Indies, - - - - -	1,927	-	-	-	41	-	-	-	363,739	1,374	-	-	-	-	60	-	-	-
United Netherlands, - - - - -	10,020	1,302	-	-	8	26	73	35	-	-	10,779	18	-	-	35	-	-	-
Dutch West Indies and American Colonies, - - - - -	720	38	-	-	-	-	-	-	511,706	3,049	-	8	199	-	-	-	-	-
Dutch East Indies, - - - - -	614	-	-	-	-	-	-	-	-	-	-	-	-	-	-	-	-	-
England, Man, and Berwick, - - - - -	1,907,597	5,111	1	11	114	446	1,394	859	15,866,472	778,341	198,177	3,428	417	38,655	6,132	-	1,872	
Scotland, - - - - -	336	45	-	-	-	25	41	102	-	-	50,472	665	-	913	-	2	-	-
Ireland, - - - - -	-	-	-	-	-	-	-	-	-	-	16,813	6	-	125	4	-	-	-
Guernsey, Jersey, Sark, and Alderney, - - - - -	-	-	-	-	-	-	-	-	-	-	-	-	-	-	-	-	-	-
Gibraltar, - - - - -	-	-	-	-	-	-	-	-	-	7,392	-	-	-	-	-	-	-	-
British African ports, - - - - -	-	-	-	-	-	-	-	-	-	-	-	-	-	-	-	-	-	-
British East Indies, - - - - -	-	-	-	-	-	264	34	-	-	-	-	-	-	770	137	-	-	-
British West Indies, - - - - -	9,875	-	-	-	155	-	13	-	15,947,871	338,670	542	6	-	628	6	-	-	-
Newfoundland and British Fisheries, - - - - -	-	-	-	-	-	-	-	-	107,827	2,100	-	-	-	-	-	-	-	-
British American Colonies, - - - - -	22,283	2	-	-	-	2	10	-	31,060	6,268	1,334	1	-	1,404	162	3	636	
Hamburg, Bremen, &c., - - - - -	485	176	1,774	-	35	-	5	-	165,256	-	1,290	-	4	652	-	-	-	-
French European Ports on the Atlantic, - - - - -	-	-	-	-	55	-	25	-	-	5,374	-	98	1,111	6,002	254	-	-	-
Do. do. do. do. Mediterranean, - - - - -	-	-	-	-	14	-	-	-	-	4,182	-	-	207	-	-	-	-	-
French West Indies and American Colonies, - - - - -	6,682	48	-	14	432	3	13	6	953,404	19,982	-	-	2	329	-	-	-	270
French East Indies, - - - - -	-	-	-	-	-	-	-	-	-	-	-	-	-	-	-	-	-	-
Bourbon and Mauritius, - - - - -	-	17	-	-	-	-	-	-	5,888,502	77,936	-	-	-	-	-	-	-	-
Spanish European Ports on the Atlantic, - - - - -	-	18	5	-	-	4	-	-	4,132,795	61,403	-	24	282	870	-	-	-	-
Do. do. do. do. Mediterranean, - - - - -	330	-	-	-	-	-	-	-	424,496	4,073	-	-	-	-	-	-	-	-
Teneriffe and the other Canaries, - - - - -	-	-	-	-	-	-	-	-	-	-	-	-	-	-	-	-	-	-
Manilla and Philippine Isles, - - - - -	-	-	-	-	-	-	-	-	-	-	-	-	-	-	-	-	-	-
Florida, - - - - -	-	-	-	-	-	-	-	-	-	-	-	-	-	-	-	-	-	-
Louisiana, - - - - -	154,363	43	6	-	4	-	-	-	135,092	9,253	231	47	-	370	-	7	192	-
Honduras, Campechy, and Musquito Shore, - - - - -	-	-	-	-	-	-	-	-	-	-	-	-	-	-	-	-	-	-
Spanish West Indies and American Colonies, - - - - -	-	-	-	-	-	-	-	-	-	-	-	-	-	-	-	-	-	-
Portugal, - - - - -	-	-	-	380	704	-	-	-	17,814,411	300,321	40	-	-	-	-	-	-	-
Madeira, - - - - -	868	-	-	-	365	-	-	-	560,395	13,655	-	2	-	6	-	-	-	-
Fayal and the other Azores, - - - - -	-	-	-	-	-	-	-	-	-	-	-	-	-	-	-	-	-	-
Cape de Verd Islands, - - - - -	-	-	-	-	-	5	-	-	6,051,752	92,705	-	-	-	-	-	-	-	-
Coast of Brazil and other American Colonies, - - - - -	-	-	-	-	-	-	-	-	-	-	-	-	-	-	-	-	-	-
Italy, - - - - -	-	-	-	-	-	5	-	-	-	19,805	-	-	40	-	-	-	-	-
Trieste & other Austrian ports on the Adriatic, - - - - -	-	49	-	-	-	-	-	-	-	-	-	-	-	-	-	-	-	-
China, - - - - -	155,268	221	-	-	12	-	10	2	-	-	-	-	975	20	-	-	-	720
Cape of Good Hope, - - - - -	-	-	-	-	-	-	-	-	-	-	-	-	-	-	-	-	-	-
Europe, generally, - - - - -	-	-	-	-	-	-	-	-	-	-	-	-	-	-	-	-	-	-
Africa, generally, - - - - -	-	-	-	-	-	-	-	-	164,559	-	-	-	-	-	-	-	-	-
South Seas, - - - - -	-	-	-	-	-	-	-	-	-	-	-	-	-	-	-	-	-	-
<b>Total,</b> - - - - -	<b>2,271,438</b>	<b>7,685</b>	<b>94,724</b>	<b>908</b>	<b>10,435</b>	<b>1,026</b>	<b>1,630</b>	<b>1,007</b>	<b>69,753,928</b>	<b>1,748,843</b>	<b>279,678</b>	<b>4,330</b>	<b>3,237</b>	<b>50,910</b>	<b>6,695</b>	<b>12</b>	<b>3,690</b>	

*A General Statement of Goods, Wares, and Merchandise, imported into the United States, in Foreign Vessels, from 1st of October, 1802, to 30th September, 1803.*

1804.]

IMPORTS FOR THE YEAR 1803.

FROM WHENCE IMPORTED.	GOODS SUBJECT TO DUTIES AD VALOREM.				ARTICLES PAYING SPECIFIC DUTIES.													
	VALUE OF GOODS.				WINES.				FOREIGN SPIRITS.		Molasses.	Beer, Ale, & Porter.	TEAS.					
	At 12½ per cent.	At 13½ per cent.	At 16½ per cent.	At 22 per cent.	Madeira.	Burgundy.	Sherry.	All other.	From Grain.	From other materials.			Souchong.	Hyson.	Other Green.			
	Dollars.				Gallons.										Pounds.			
Russia, - - - - -	-	2,832	-	-	-	-	-	-	-	515	-	-	410	-	-	-		
Prussia, - - - - -	-	1,935	6,533	-	-	-	-	-	-	-	-	-	-	-	-	-		
Swedish West Indies, - - - - -	-	504	30	-	-	-	-	-	-	-	-	-	-	-	-	-		
Denmark and Norway, - - - - -	-	9,522	8,347	-	-	-	393	-	-	-	2,519	91	-	-	-	-		
Danish West Indies, - - - - -	-	4,578	4,138	-	-	-	-	-	-	-	12	-	-	-	-	-		
United Netherlands, - - - - -	-	26,060	11,859	2,618	3,247	-	-	976	7,292	-	39,026	-	-	-	-	-		
Dutch West Indies and American colonies, - - - - -	-	768	1,615	40	-	-	-	-	9	17,647	10	-	-	-	-	-		
England, Man, and Berwick, - - - - -	-	299,908	223,720	16,777	105	-	-	-	1,989	-	2,043	47,033	-	-	-	-		
Scotland, - - - - -	-	305,590	64,949	3,771	-	-	-	-	243	-	76	-	40,733	-	-	-		
Ireland, - - - - -	-	50,963	2,278	213	-	-	-	-	85	785	30	529	17,653	-	-	-		
Guernsey, Jersey, Sark, and Alderney, - - - - -	-	2,843	2,215	61	-	-	-	-	72	-	201	-	-	-	-	-		
Gibraltar, - - - - -	-	-	6	-	26	-	-	-	1,026	2,371	20,423	-	1,020	-	-	-		
British West Indies, - - - - -	-	27,665	42,575	74	1,180	-	-	-	-	-	-	-	-	-	-	-		
Newfoundland and British fisheries, - - - - -	-	32,866	302	-	-	-	-	-	1,018	-	460,823	36,815	149	-	-	-		
British American Colonies, - - - - -	-	156,609	8,106	5	521	-	-	-	-	-	648	1,888	144	-	-	-		
Hamburg, Bremen, other Hanse Towns, &c. - - - - -	-	428,791	97,017	64,032	-	-	-	-	-	-	-	-	-	-	-	-		
French European ports on the Atlantic, - - - - -	-	32,126	33,041	1,065	25	329	-	-	8,146	7,946	10,310	-	-	-	-	-		
French West Indies and American colonies, - - - - -	-	35,608	14,875	94	347	49	-	-	65,027	469	88,043	-	-	-	-	-		
Bourbon and Mauritius, - - - - -	4,006	-	1,778	-	-	-	-	-	16,520	464	62,244	107,730	-	7	-	-		
Spanish European ports on the Atlantic, - - - - -	-	-	233	17	-	-	-	-	-	-	-	-	-	-	-	-		
Spanish European ports on the Mediterranean, - - - - -	-	473	3,914	-	-	-	11,618	-	243	-	1,125	-	-	-	-	-		
Teneriffe and the other Canaries, - - - - -	-	-	95	-	-	-	-	-	25,709	-	4,582	-	-	-	-	-		
Floridas, - - - - -	-	987	3,760	-	-	-	-	-	3,891	-	-	-	-	-	-	-		
Louisiana, - - - - -	-	8,288	457	-	-	-	-	-	-	-	-	593	-	-	-	-		
Honduras, Campeachy, and Musquito Shore, - - - - -	-	9	1,105	-	-	-	-	-	-	-	-	19,763	-	-	-	-		
Spanish West Indies and American colonies, - - - - -	-	15,457	13,207	236	-	-	-	-	-	-	-	-	-	-	-	-		
Portugal, - - - - -	-	1,440	3,913	81	-	-	-	-	578	-	13,612	633,286	-	-	-	-		
Madeira, - - - - -	-	496	2,705	-	-	-	-	-	15,770	-	-	-	-	-	-	-		
Fayal and the other Azores, - - - - -	-	20	2,599	-	1,645	-	-	-	1,553	2,338	-	-	-	-	-	-		
Cape de Verd Islands, - - - - -	-	34	33	-	-	-	-	-	4,164	-	-	-	-	-	-	-		
Italy, - - - - -	-	17,796	19,677	35	-	-	-	-	-	-	-	-	-	-	-	-		
China, - - - - -	-	106,695	10,216	72	-	-	-	-	53,969	-	3,722	-	-	-	-	-		
West Indies, generally, - - - - -	-	714	11	-	-	-	-	-	-	-	-	-	-	-	-	-		
<b>Total, - - - - -</b>	<b>4,006</b>	<b>1,571,577</b>	<b>585,309</b>	<b>89,191</b>	<b>7,148</b>	<b>378</b>	<b>12,782</b>	<b>208,325</b>	<b>31,951</b>	<b>709,248</b>	<b>847,728</b>	<b>60,109</b>	<b>11,832</b>	<b>6,302</b>	<b>71,020</b>	<b>11,839</b>	<b>6,302</b>	<b>71,020</b>

579

STATEMENT OF IMPORTS—Continued.

WHITHER EXPORTED.	ARTICLES PAYING SPECIFIC DUTIES.															
	Coffee.	Cocoa.	Chocolate.	SUGAR.			CANDLES.		Cheese.	Soap.	Pepper.	Pimento.	Tobacco.	Snuff.	Indigo.	Cotton.
				Brown.	Loaf.	All other.	Tallow.	Wax.								
Pounds.																
Russia, - - - - -	-	-	-	-	-	-	-	-	-	-	-	-	-	-	699	-
Prussia, - - - - -	-	-	-	-	-	-	-	-	-	-	-	-	-	-	-	-
Swedish West Indies, - - - - -	14,301	3,647	-	255,806	-	-	-	-	-	-	-	-	-	-	-	-
Denmark and Norway, - - - - -	-	-	-	-	-	-	-	-	-	-	-	392	-	2	-	16,018
Danish West Indies, - - - - -	35,954	-	-	1,183,861	-	-	-	-	-	-	-	-	-	-	-	-
United Netherlands, - - - - -	-	-	-	-	-	-	-	7,734	-	-	-	-	-	-	-	-
Dutch West Indies and American Colonies, - - - - -	53,421	5,087	34	713,179	-	-	-	-	384	-	-	-	-	-	-	7,172
England, Man, and Berwick, - - - - -	30	-	-	-	3,182	-	-	10,637	31	-	-	-	-	-	-	-
Scotland, - - - - -	-	-	-	-	770	-	-	2,270	-	-	-	-	-	-	-	-
Ireland, - - - - -	-	-	-	-	-	-	-	-	-	-	-	-	-	-	-	-
Guernsey, Jersey, Sark, and Alderney, - - - - -	-	-	-	-	-	-	-	-	-	-	-	-	-	-	-	-
Gibraltar, - - - - -	-	-	-	-	-	-	-	-	-	-	-	-	-	-	-	-
British West Indies, - - - - -	1,665,657	22,688	6	7,255,434	-	19,525	-	900	2,500	-	687,383	380	2	-	38,711	
Newfoundland and British fisheries, - - - - -	-	-	-	-	-	-	36	-	-	-	-	-	-	-	-	-
British American colonies, - - - - -	9,460	128	-	868	-	-	-	44	-	-	21,979	-	-	-	-	-
Hamburg, Bremen, other Hanse Towns, &c. - - - - -	5	-	-	5	1,985	-	1,107	177	12,148	-	-	-	27	-	-	-
French European ports on the Atlantic, - - - - -	-	-	50	-	8	-	-	-	-	-	-	-	-	-	-	-
French West Indies and American Colonies, - - - - -	864,058	110,054	36	2,167,592	-	95,727	-	397	-	2,871	-	815	168	203	31,108	
Bourbon and Mauritius, - - - - -	637,179	-	-	297,011	-	-	-	-	-	119,293	-	-	-	-	-	-
Spanish European ports on the Atlantic, - - - - -	-	-	-	-	-	-	-	-	-	-	-	-	-	-	-	-
Spanish European ports on the Mediterranean, - - - - -	-	-	-	-	-	-	-	-	-	-	-	-	-	-	-	-
Teneriffe and the other Canaries, - - - - -	-	-	-	33,679	-	306	-	-	-	-	-	2,116	-	-	19,831	
Florida, - - - - -	-	-	-	-	-	-	-	-	-	-	-	10	-	1,039	368,249	
Louisiana, - - - - -	-	-	-	1,136,037	-	-	-	-	-	-	-	-	-	-	-	-
Honduras, Campeachy, and Musquito Shore, - - - - -	-	-	-	-	-	-	-	-	-	-	-	-	-	-	-	-
Spanish West Indies and American Colonies, - - - - -	189,553	107	378	2,319,994	-	2,071,052	-	-	868	-	7,514	61,831	199	22,442	167,767	
Portugal, - - - - -	-	-	-	-	-	-	-	-	-	-	-	624	-	-	-	-
Madeira, - - - - -	-	-	-	-	-	-	-	-	-	-	-	-	-	-	-	-
Fayal and the other Azores, - - - - -	-	-	-	-	-	-	-	-	-	-	-	-	-	-	-	-
Cape de Verd Islands, - - - - -	-	-	-	-	-	-	-	63	18,508	-	-	-	-	-	-	-
Italy, - - - - -	-	-	-	66,087	38	-	-	-	-	757,814	-	-	-	-	123	-
China, - - - - -	32	-	-	-	-	-	-	-	-	-	-	-	-	-	-	-
West Indies, generally, - - - - -	-	-	-	-	-	-	-	-	-	-	-	-	-	-	-	-
Total, - - - - -	3,469,700	141,711	504	15,429,553	5,983	2,186,610	36	1,107	22,122	34,439	879,978	716,876	66,168	398	24,506	648,856



STATEMENT OF IMPORTS—Continued.

FROM WHENCE IMPORTED.	ARTICLES PAYING SPECIFIC DUTIES.																
	Nails and Spikes.	Lead.	Steel.	Hemp.	Tarred Cordage.	Untarred Cordage.	Twine.	Glauber Salts.	Salt.		Coal.	Boots.	SHOES AND SLIPPERS.			Cards, Playing.	
									Pounds.	Bushels.	Bushels.		Of Silk.	For Men & Women.	For Children.		
	Pounds.		Cwt.								Pairs.			Packs.			
Russia, - - - - -	-	-	-	1,931	-	-	-	-	-	-	-	-	-	-	-	-	-
Prussia, - - - - -	-	-	25	130	9	-	-	-	-	-	-	-	-	-	-	-	-
Swedish West Indies, - - - - -	11,451	-	-	-	-	-	-	-	66,024	1,344	-	-	-	-	-	-	-
Denmark and Norway, - - - - -	-	-	-	-	392	1	2	-	-	-	-	-	-	-	-	-	-
Danish West Indies, - - - - -	-	-	27	-	-	-	-	-	37,596	1,260	-	-	-	-	-	-	-
United Netherlands, - - - - -	-	388	98	-	-	-	14	-	-	-	-	17	-	17	-	-	-
Dutch West Indies and American colonies, - - - - -	9,229	9,422	-	-	-	-	-	-	-	-	-	-	-	103	-	-	-
England, Man, and Berwick, - - - - -	278,260	79,946	165	465	20	59	200	51	4,834,491	261,437	123,537	310	24	3,377	144	120	
Scotland, - - - - -	32,298	3,988	12	-	26	113	26	2	-	12,049	89,968	166	-	1,258	41	-	
Ireland, - - - - -	3,823	-	-	-	5	-	2	-	-	-	434	-	-	-	-	-	
Guernsey, Jersey, Sark, and Alderney, - - - - -	336	-	2	-	41	-	1	-	134,125	-	-	18	-	100	-	-	
Gibraltar, - - - - -	1,888	-	-	-	-	-	-	-	-	-	-	-	-	-	-	-	
British West Indies, - - - - -	1,626	14,150	-	-	30	-	1	32	2,488,300	90,534	2,853	25	29	235	-	96	
Newfoundland and British Fisheries, - - - - -	-	-	-	-	-	-	-	-	-	-	-	-	-	-	-	-	
British American colonies, - - - - -	-	14,323	37	-	-	-	-	-	47,024	1,001	3,564	-	-	-	-	-	
Hamburg, Bremen, other Hanse Towns, &c. - - - - -	4,785	-	126	2,051	1,501	1	36	-	1,075,894	7,317	1,710	1	-	1,417	-	-	
French European ports on the Atlantic, - - - - -	62,995	-	-	-	-	-	1	-	-	6,049	-	241	-	1,314	43	-	
French West Indies and American colonies, - - - - -	12,710	8,207	-	-	115	-	-	1	151,838	2,890	2,398	-	90	358	-	-	
Bourbon and Mauritius, - - - - -	-	-	-	-	-	-	-	8	-	-	-	-	-	-	-	-	
Spanish European ports on the Atlantic, - - - - -	-	-	-	-	-	-	-	-	1,305,573	26,497	-	-	180	156	-	-	
Do, do, on the Mediterranean, - - - - -	-	-	-	-	11	2	-	-	1,945,585	8,423	-	-	-	-	-	-	
Teneriffe and the other Canaries, - - - - -	-	-	-	-	-	-	-	-	-	-	-	12	-	63	22	-	
Floridas, - - - - -	-	-	-	-	-	-	-	-	-	-	-	-	-	-	-	-	
Louisiana, - - - - -	-	-	-	-	-	-	-	-	-	-	-	-	-	-	-	-	
Honduras, Campeachy, and Musquito Shore, - - - - -	-	-	-	-	-	-	-	-	-	-	-	-	-	-	-	-	
Spanish West Indies and American colonies, - - - - -	2,217	-	172	-	-	-	-	-	3,502	-	-	18	-	-	-	-	
Portugal, - - - - -	-	-	-	-	-	-	-	-	8,829,192	41,221	-	-	-	-	-	-	
Madeira, - - - - -	-	-	-	-	-	-	-	-	-	-	-	-	-	-	-	-	
Fayal and the other Azores, - - - - -	-	-	-	-	-	-	-	-	864,212	4,340	-	-	-	-	-	-	
Cape de Verd Islands, - - - - -	-	-	-	-	-	-	-	-	684,828	-	-	-	-	-	-	-	
Italy, - - - - -	-	-	42	33	-	-	-	20	-	-	-	-	-	-	-	-	
China, - - - - -	-	-	-	-	-	-	-	-	-	-	-	-	590	200	-	-	
West Indies, generally, - - - - -	-	-	-	-	-	-	-	-	-	-	-	-	-	-	-	-	
Total, - - - - -	421,618	130,424	706	4,610	2,150	176	283	114	22,468,184	467,138	224,464	808	1,572	8,598	250	216	

TREASURY DEPARTMENT, Register's Office, December 12, 1804.

JOSEPH NOURSE, Register.

1804.]

IMPORTS FOR THE YEAR 1803.

581

8th CONGRESS.]

No. 94.

[2d SESSION.]

## ARMING OF MERCHANTMEN.

COMMUNICATED TO THE SENATE, DECEMBER 26, 1804.

*To the Senate and House of Representatives of the United States of America in Congress assembled, the memorial of the Chamber of Commerce of the City of New York respectfully sheweth:*

That your memorialists are informed a bill is depending in Congress, the object of which is to restrain merchant vessels of the United States from sailing in an armed condition. Seriously impressed with the importance of this subject, and presuming that their distance from the seat of Government will probably deprive them of an opportunity of considering the tendency of the provisions of the proposed law, prior to the final decision of the Legislature, they respectfully request permission to offer their sentiments on a measure which must directly affect their interests, and of which the consequences are, in their judgment, connected with the security, credit, and prosperity, of their country.

Your memorialists cordially approve the wise and virtuous policy of cherishing the friendship of all nations, by a strict observance of the obligations of justice and humanity. They acknowledge, with satisfaction, that, since the commencement of the existing war, the commerce of the United States has not, to their knowledge, suffered any injuries which can justly be attributed to the governments of Europe. They explicitly disclaim any intention of seeking to derive unfair advantages from the misfortunes of the belligerent nations, and they solemnly engage to support, with all their influence, any regulations enjoined by treaties, or the established usages of civilized States; they merely desire, that, so far as is consistent with justice, policy, and public compacts, a spirit of enterprise, suited to the genius and circumstances of the people, which, in a short period, has raised the United States to a distinguished rank as a commercial nation, may be tolerated and encouraged.

Your memorialists are deliberately convinced, that the commerce of the United States is too diversified and widely extended to admit of an adequate protection against unauthorized depredations, by means of public convoys, except at an expense which the public opinion of this country is unprepared to support; at the same time they perceive with anxiety and the deepest concern, that a state of things has commenced, and is rapidly advancing, for which some new and effectual remedy must be provided, or from which consequences must ensue of a most alarming nature—consequences which may first impoverish and then depopulate our cities, and dissipate the maritime resources of our country, thereby undermining every source of national industry, whether employed in commerce, agriculture, or manufactures. Though the resources of the commercial interest are probably adequate, at present, to the protection of their rights, yet the evils with which they are menaced must soon be controlled, or become inveterate. To organize, develop, and regulate the management of these resources, is an object of momentous concern to your memorialists, in which they pray the aid and direction of the public councils.

The duties of neutral merchants, as understood by your memorialists, consist in a due observance of the following rules:

- 1st. Not to protect, under false appearances, the ships or property of the subjects of belligerent nations.
- 2d. Not to resist the reasonable visitation and search of the ships of war of belligerent nations.
- 3d. Not to supply either party with articles contraband of war; and
- 4th. Not to enter ports in a state of blockade.

Your memorialists do not consider it as a duty or usage of neutral nations to enforce, by legal sanction, the observance of these rules, but merely to apprise their citizens of the nature of their obligations, arising under treaties, or the general law of nations, thereby subjecting them to such penalties as custom has established. These penalties can only be rightfully inflicted by regular tribunals, established by the belligerent nations; nor can they exceed the right of condemning the property attempted to be illegally concealed or transported.

Your memorialists being, however, desirous of evincing that they are influenced by no other than pure and reasonable intentions, will cheerfully submit to a law for restraining the armament of private vessels, except in conformity with the following principles:

1. That the vessels shall wholly belong to citizens of the United States.
2. That the cargoes laden on board said vessels shall wholly belong to citizens of the United States, and, except necessary munitions and merchandises to or from ports eastward of the Cape of Good Hope, and westward of Cape Horn, shall in no degree consist of articles declared contraband of war, either by the general law of nations, or by treaties with the United States.
3. That the owners of armed vessels be required to give bonds, for a reasonable amount, that they will not sell or charter such vessels in the dominions of any foreign state or nation, in America or elsewhere, in foreign countries, to the subjects of the belligerent parties.
4. That the masters and chief officers of all armed vessels be required to give bonds that they will not attempt to enter a blockaded port, and that they will not resist the lawful visitation and search of a national ship of any European belligerent Power; if deemed expedient, the masters and chief officers may be further rendered liable to such personal penalties as the wisdom of Congress may prescribe.

But your memorialists beg leave to observe, that, as the property of merchants is frequently exposed to condemnation in foreign countries, in consequence of irregularities committed by masters of vessels, they deem it inequitable that the rigor of this severe penalty should be increased by subjecting merchants or ship owners to forfeitures, or by compelling them to become sureties for the conduct of individuals in their service, exceeding the value of the counter indemnities which persons of this description may be presumed generally able to provide.

Having stated their opinion of the nature of the restrictions on armed vessels, which it may be prudent to establish, your memorialists respectfully request that the arguments in favor of their expediency and fitness for the circumstances of the present times may be attentively considered.

It is a fact too notorious to require illustration, that the naval power of Great Britain has obtained such an ascendancy as to afford almost complete protection to her extensive commerce, by regular convoys, to secure her foreign possessions from all probable danger of internal attacks, and to compel the colonies of her enemies to maintain a defensive system.

A consequence of this naval superiority of Great Britain is, that the authority of the other European Governments, in their respective colonies, has been greatly weakened, and the national responsibility for the conduct of their local administrations has, of course, proportionally diminished. In the West Indies, the evils and dangers incident to this state of things are extensive and imminent. The colony of St. Domingo has declared itself in a state of independence, and is at open war with the remaining colonies of France. Not a vestige of the commercial marine of France remains in any part of the West Indies. All these colonies require essential supplies, which can only be obtained from the United States, by commerce, by force, or by submission to the power of Great Britain.

But though all the French colonies are desirous of encouraging commerce with the United States, yet, in consequence of their mutual dissensions, and the state of society, in certain places, property in unarmed vessels is utterly insecure.

Your memorialists consider it to be incontrovertible that no nation can justly authorize the capture or detention of neutral vessels in consequence of rights incident to a state of war, without establishing, at the same time, regular and impartial tribunals for deciding on the legality of such captures, according to principles recognised in treaties, or by the general law of nations. Whether the tribunals, in all or any of the French colonies, are of the description required by the usages of civilized States, your memorialists will not presume to inquire; nor is the solution of this question important, it being a well known and indisputable fact, that American vessels have been rapidly captured, and the property divided and appropriated, by vessels fitted out from small ports, not under the con-

trol of the governors of the said colonies. If, as appears probable, Spain has already, or will speedily become a party to the existing war, the colonial commerce of this nation will probably be soon reduced to a state of inaction; and in this case, the extensive, and thereby settled dominions of this Power, in America, will present opportunities and motives to restless buccaniers to extend their depredations on the commerce of the United States. Your memorialists, however, expressly disavow an intention, by these observations, to reflect unjustly on the general character of the French and Spanish administrations, as conniving at acts of piracy; on the contrary, they are willing to presume, that the evils of which they complain, and the increase of which they seriously apprehend, are of a nature not to be precisely foreseen or prevented by the existing authorities.

Your memorialists further represent, that they can perceive no principle which can justify or require a restriction on the commerce of the United States with St. Domingo, in armed vessels, which will not, considering the circumstances of that country, more strongly demand that the commerce should be wholly interdicted. If considerations of State policy require that trade with any colony in the West Indies should be interdicted, this necessity must of itself furnish an additional argument in favor of arming American vessels, under proper regulations. To interdict commerce with a country desirous of encouraging such commerce, and incapable of subsisting without it, will certainly be viewed as evidence of hostility or dependence, and it may be feared that the natural suggestions of resentment will be stimulated by inducements of private interest, and the more cogent plea of necessity. It may, therefore, happen, that the United States, by disarming their vessels, to prevent the possibility of conflicts with unauthorized cruisers, may cause to centre in St. Domingo a dangerous power, and thereby lay the foundation of a war of serious magnitude.

Your memorialists being seriously anxious to preserve peace with all nations, by observing a fair and impartial neutrality, and being only desirous of protecting their property against a description of cruisers whose conduct cannot be controlled by regular tribunals, have considered, with all the attention in their power, whether any, and, if any, what, objections can be advanced against the regulations now proposed. In respect to Great Britain, it may be observed, that it would be preposterous and absurd to suspect that any American merchant would arm a vessel, at his own expense, with designs hostile to the rights or interests of that nation; besides, the propositions provide for an inspection of the vessels which may be armed, thereby virtually pledging the honor of the United States that such vessels are designed to be employed only in a commerce unequivocally neutral or innocent. As not only Great Britain, but the other belligerent nations, employ consuls and other agents in our principal ports, who are vigilant sentinels in favor of the interests they represent, an auxiliary pledge may be derived from their examinations, that the officers of the customs will remove every just cause of suspicion. In this mode the neutral character of armed vessels, and their true destinations, may be more completely ascertained, than in the case of vessels sailing under public convoys; which are protected from the visitation of privateers, on the high seas, by a recent treaty between Great Britain and Russia.

It is deserving of remark, that the present war, as yet, furnishes no considerable object for privateers, on the part of Great Britain, and that the owners of armed American vessels would perceive an interest in instructing their commanders to observe as friendly and inoffensive a deportment as possible towards armed vessels of every description. Experience of conduct of American vessels has hitherto afforded proof of the justice of this reasoning; and, as irregular conduct would be utterly unauthorized by the proposed law, the consequences of misconduct, in any particular instance, would attach to the offending individuals, and could not endanger the peace of the United States.

It may also be fairly presumed that the British Government is not unmindful of existing tendencies, nor indifferent to the danger which would remotely affect their own colonies, from the establishment of a predatory system in the West Indies—a system which has commenced, but which presents no sufficient object for the vigilance of their national ships; which offers no reward for the enterprise of their privateers; which attracts but little attention from the British merchants, whose commerce is protected by convoys; which, therefore, can only be restrained by means possessed by the United States; and which, if unrestrained, will be nourished by depredations on the unprotected commerce of the United States, and eventually become dangerous to the interests of all civilized nations. In reflecting on the interests and probable views of France and the other European nations, which have, and are likely to become, parties with her in the existing war, your memorialists are unable to discover a motive, founded in public policy, which can excite their opposition to the regulations now proposed. The commerce of neutral nations, even under the greatest limitations authorized by the law of nations, must remain to France and her allies a source of essential comfort and advantage. The depression of the American commerce, from whatever cause, would necessarily increase the relative force and influence of their rival and enemy. A measure tending to obstruct or deprive any of their colonies, however situated, of necessary supplies, cannot fail to discourage regular industry; to heighten sentiments of hostility; to render a future re-establishment of the ancient authority more difficult and uncertain; to divert commerce into new channels, less beneficial than the present, to the immediate and future interests of the parent State; and possibly, to induce submission to the power of Great Britain. Independent of these considerations, the obligations of justice, and a regard for their own honor, require of the Governments of Europe to control, if possible, and at all events to disavow, those depredations, which render the armament of American vessels an indispensable precaution for their security. As, by the events of war, France has lost the power of controlling abuses in her colonies in the West Indies, it is just to consider her responsibility as for the present suspended; but it follows as a necessary consequence, that the United States may, without giving offence, authorize reasonable measures for the security of their own rights. A defence by means of private armed vessels, under proper regulations, is not only reasonable, but, from the nature of things, is that kind of defence which ought to excite the least suspicion; it being certain that the degree of force employed and exercised will never exceed the measure required by necessity, as it will be regulated by calculations of commercial advantage to individuals, and in no degree by views of political aggrandizement. Your memorialists might conclude their petition with these observations, but the great importance of the proposed law, not only in respect to the revenue and commercial prosperity of the United States, but as it may affect the right of every citizen to keep and bear arms, will, it is hoped, be their excuse for subjoining a few additional observations on the subject. The inhabitants of the United States have immemorially claimed the right of possessing arms for the defence of their houses, their lives, and property; this privilege has neither been surrendered, nor abridged; and every citizen, whether at home or upon the ocean, has believed that he might lawfully carry arms, in self defence. If this right be deemed important in the bosom of the State, where the laws and magistrates are ready to protect the citizen, how much more important must it be considered upon the high seas, where every nation has a common jurisdiction, but no nation an exclusive one; where every nation is bound to afford protection to the persons and property of its citizens, but no nation has magistrates to grant it; where aggression is most frequent, and the means of defence most necessary!

Your memorialists are duly sensible that Congress possesses the "power to regulate commerce with foreign nations, among the several States, and with the Indian tribes;" but, with all deference, they presume to inquire, whether, under this power, a law may be enacted, by which the citizens of the United States shall be deprived of a right, which has been supposed to be secured to them by the constitutions of the several States?

Your memorialists forbear to add, but humbly request, that no law may be passed to prevent private vessels from sailing in an armed condition; or, in case a law on this subject is deemed necessary, that its provisions may be conformable to the principles contained in the present memorial. And as in duty they will ever pray.

By order of the Corporation of the Chamber of Commerce.

JOHN MURRAY, *President.*

NEW YORK, December 21, 1804.

8th CONGRESS.]

No. 95.

[2d SESSION.

**TONNAGE OF VESSELS PAYING FOREIGN DUTIES IN THE PORTS OF THE UNITED STATES DURING THE YEARS 1801, 1802, AND 1803; AND THE LIGHT MONEY COLLECTED FROM JULY 1 TO SEPTEMBER 30, 1804.**

COMMUNICATED TO THE HOUSE OF REPRESENTATIVES, FEBRUARY 1, 1805.

The Secretary of the Treasury, in obedience to the resolution of the House of Representatives, of the 23d instant, respectfully reports:

That there are no documents in the Treasury Department shewing the actual amount of tonnage of unregistered ships or vessels owned by citizens of the United States.

That the annexed statement A exhibits the tonnage of vessels paying foreign duties, entered at the several ports of the United States, during the years 1801, 1802, and 1803, distinguishing, for each year, the foreign built from the unregistered American built vessels, and the vessels owned by foreigners from those owned by American citizens.

That the accounts for the year 1804 not being yet all rendered, a similar statement for that year cannot yet be prepared.

That all vessels, owned in whole by citizens of the United States, have heretofore been considered as entitled to a sea letter; but that an alteration will take place, excluding from that privilege vessels which, by virtue of the act of the 27th March, 1804, are precluded from the privilege of obtaining registers.

And that the annexed statement B exhibits the amount of light money which has been collected on unregistered American vessels, and on foreign vessels, from the 1st of July to the 30th of September, 1804.

All which is respectfully submitted.

ALBERT GALLATIN.

TREASURY DEPARTMENT, *January 31, 1805.*

A.

*Statement exhibiting the Tonnage of Vessels paying Foreign duties, entered into the several ports of the United States, during the years 1801, 1802, and 1803.*

YEARS.	Foreign built vessels, paying 50 cts. per ton.		Unregistered American built vessels.	
	Owned by Foreigners.	Owned by Americans.	Owned by Foreigners, paying 30 cts. per ton.	Owned by Americans, paying 50 cts. per ton.
	Tons.		Tons.	
For the year 1801, -	138,958	*868	†227	87,670
“ 1802, -	143,629	952	519	55,045
“ 1803, -	163,713	161	15	43,069

\* As the collectors, generally, do not distinguish vessels of this description, they may be included in the column of foreign vessels, and in that of American, unregistered, owned by Americans.

† As this is taken from the *entered tonnage*, there may be vessels of this denomination on their respective voyages.

The difference between the above statement and the Secretary's report of 24th October, 1803, arises from accounts of previous years included in that report, not included in this statement, and accounts for those years settled at the treasury subsequently to the Secretary's report, and which are included in the above statement.

TREASURY DEPARTMENT, *Register's Office, January 28, 1805.*

JOSEPH NOURSE, *Register.*

B.

*Statement of Light Money collected in the several ports of the United States, from 1st July to 30th September, 1804.*

	Foreign built vessels owned by Foreigners.		Unregistered American built vessels.	
	Tons. 95ths.	Dolls. Cts.	Tons. 95ths.	Dolls. Cts.
On which light money has been collected,	32,757.49	16,378 94	18,066.47	9,033 37
On which light money has not been collected,	*710.00		†2,203.50	
Total tonnage entered,	33,467.49		20,270.02	

\* Arrived at Wiscasset, the reason for light money not being charged unexplained by the collector.

† Arrived at Newburyport, Boston, Wilmington, Del. } The collectors have not charged any of this description of vessels with light money.

Tappahannock, Edenton, Philadelphia. } The collector charges all vessels of this description with light money, except 258 65-95 tons.

Note. The accounts of Baltimore not received.

TREASURY DEPARTMENT, *Register's Office, January 28, 1805.*

JOSEPH NOURSE, *Register.*

8th CONGRESS.]

No. 96.

[2d Session.

## TONNAGE FOR THE YEAR 1803.

COMMUNICATED TO THE HOUSE OF REPRESENTATIVES, FEBRUARY 15, 1805.

TREASURY DEPARTMENT, *February 13, 1805.*

SIR:

I have the honor to transmit the annual statement of the district tonnage of the United States, on the 31st December, 1803; together with an explanatory letter of the Register of the Treasury.

It appears from those documents, that the actual tonnage of the United States, on the 31st December, 1803, might be estimated at about 917,000 tons, viz:

Registered tonnage,	-	-	-	-	-	597,150
Enrolled tonnage,	-	-	-	-	-	267,750
Fishing tonnage,	-	-	-	-	-	52,100
						<u>917,000</u>

I have the honor to be, very respectfully, sir, your obedient servant,

ALBERT GALLATIN.

To the Honorable the SPEAKER of the House of Representatives.

TREASURY DEPARTMENT, *Register's Office, February 11th, 1805.*

SIR:

I have the honor to transmit the annual statement, to 31st December, 1803, of the district tonnage of the United States.

	<i>Tons. 95ths.</i>
The corrected registered tonnage is stated in said abstract at	597,157.05
The enrolled and licensed,	267,787.33
The fishing vessels,	52,954.93
Amounting to	<u>917,172.49</u>

The tonnage on which duties were collected during the same year, amounted as follows:

Registered tonnage paying duty on each voyage,	787,424.24
Enrolled and licensed tonnage paying an annual duty in the coasting trade,	267,787.33
Fishing vessels ditto,	52,111.77
Total dutied tonnage,	<u>1,107,323.39</u>

The registered tonnage having been corrected as far as practicable, according to the mode prescribed for the government of the collectors of the several districts, and as stated in the communication made by the Secretary of the Treasury to Congress, the 27th of February, 1802, is considered as the true amount, as near as may be, of that description of tonnage, 597,157.05

The enrolled and licensed tonnage is stated at the amount upon which the annual duty was collected in 1803, on that description of tonnage, as being most correct, and may be considered as nearly the true amount, 267,787.33

The fishing vessels, the same, 52,111.77

The district tonnage of the United States, on the 31st December, 1803, is stated at 917,056.20

Of the registered tonnage, as above stated, amounting to 597,157.05

It has been ascertained that 11,247.29

Thereof were engaged in the whale fishery, exclusive of, 1,142.49

Enrolled and licensed tonnage, also engaged in that trade; making the whale fishery trade, 12,389.78

It appears by the collectors' abstracts that 88,448.40 tons new vessels were built in 1803, whereof 56,671.83 tons were registered, and 31,776.52 were enrolled.

I have the honor to be, sir, with the greatest respect, your most obedient and most humble servant,

JOSEPH NOURSE, *Register.*

Honorable ALBERT GALLATIN, *Secretary of the Treasury.*

Abstract of the Tonnage of the Shipping of the several districts of the United States, and of Recorded Vessels, on the last day of December, 1803.

DISTRICTS.	Recorded.	Registered.		Enrolled and Licensed.		Licensed under twenty tons, for			Aggregate Tonnage of each District.	Proportions of the Enrolled and Licensed Tonnage employed in the		
		Permanent.	Temporary.	Permanent.	Temporary.	Coasting Trade.	Whale Fishery.	Cod Fishery.		Coasting Trade.	Whale Fishery.	Cod Fishery.
Portsmouth, <i>New Hampshire</i> ,	.	17,692.50	1,026.09	2,720.72	87.87	60.94	.	258.55	21,846.82	1,041.19	.	1,767.45
Newburyport, <i>Massachusetts</i> ,	.	16,351.42	2,224.87	4,367.19	117.48	23.23	.	288.78	23,373.12	2,971.10	.	1,513.57
Gloucester,	.	4,613.92	59.27	2,785.40	.	316.33	.	2,908.06	10,603.88	1,248.52	.	1,536.83
Salem,	.	25,021.14	100.40	8,775.06	.	11.77	.	45.36	33,953.78	4,165.88	.	4,609.13
Marblehead,	.	6,174.69	252.88	12,559.58	.	.	.	156.52	19,143.77	6,425.30	.	6,134.28
Boston,	.	65,851.57	9,061.57	13,514.16	1,889.92	250.01	.	485.74	91,053.12	12,068.05	.	3,336.08
Plymouth,	.	6,036.82	.	8,957.70	.	42.67	.	14.21	15,051.50	2,738.12	.	6,219.58
Barnstable,	.	316.03	.	14,524.80	.	443.68	.	260.15	15,549.71	4,056.51	747.20	9,721.09
Nantucket,	.	10,549.38	113.39	3,248.21	62.20	109.81	.	.	14,083.09	2,596.55	345.91	367.85
Edgartown,	.	114.82	46.64	792.40	65.42	131.89	.	.	1,151.32	690.24	.	167.58
New Bedford,	.	12,292.43	296.71	5,789.06	.	184.39	.	.	18,562.64	4,967.62	49.33	772.06
Dighton,	.	2,415.37	.	3,295.45	.	199.20	.	.	5,910.07	2,689.01	.	606.44
York,	.	954.94	144.91	1,109.79	165.91	173.29	.	101.26	2,650.30	1,275.75	.	83.85
Biddeford,	.	4,789.06	.	1,815.61	.	7.68	.	.	6,612.40	1,731.71	.	839.14
Portland,	.	20,551.12	293.86	4,917.73	.	459.31	.	548.76	26,770.88	4,087.59	.	227.37
Bath,	.	8,586.90	1,865.00	2,227.44	.	103.82	.	217.58	13,000.84	2,000.07	.	142.18
Wiscasset,	.	5,580.94	373.53	1,617.57	.	102.94	.	714.68	8,389.81	1,475.39	.	415.02
Penobscot,	.	3,155.05	43.47	5,929.69	.	250.72	.	488.81	9,867.84	3,514.67	.	267.48
Frenchman's Bay,	.	381.08	.	3,073.62	.	406.45	.	214.72	4,075.92	2,806.14	.	162.65
Machias,	.	603.48	99.59	790.02	.	40.69	.	67.59	1,601.47	627.32	.	117.59
Passamaquoddy,	.	217.33	1,166.94	338.78	229.68	186.51	.	.	2,139.39	450.87	.	353.09
Newport, <i>Rhode Island</i> ,	.	7,749.13	600.62	2,721.44	355.15	424.64	.	19.92	11,871.05	2,723.50	.	1,980.78
Providence,	.	12,569.12	102.71	1,982.47	.	53.29	.	.	14,707.64	1,982.47	.	66.93
New London, <i>Connecticut</i> ,	.	4,350.34	651.69	4,461.86	.	626.59	.	309.41	10,400.04	2,481.08	.	458.27
New Haven,	.	6,722.14	463.60	2,625.87	76.65	117.40	.	11.64	10,017.45	2,635.59	.	86.03
Fairfield,	.	1,206.66	.	4,076.21	.	123.94	.	.	5,406.86	4,073.21	.	458.27
Sagg Harbor, <i>New York</i> ,	.	740.42	50.03	2,290.18	.	131.22	.	52.08	3,263.93	1,831.86	.	86.03
New York,	.	78,549.52	7,854.40	59,359.64	493.89	2,900.67	.	.	149,158.27	59,767.55	.	6,969.28
Perth Amboy, <i>New Jersey</i> ,	.	410.71	282.28	5,587.18	.	689.06	.	.	6,969.28	5,587.18	.	1,214.60
Burlington,	.	62.39	.	1,214.60	.	192.63	.	.	1,469.67	1,214.60	.	6,100.10
Bridgetown,	.	105.56	138.16	6,148.54	.	1,380.58	.	.	7,772.89	6,100.10	.	48.44
Great Egg Harbor,	.	709.15	.	2,796.16	.	176.55	.	.	3,681.86	2,796.16	.	8,997.18
<i>Pennsylvania</i> ,	.	61,953.38	5,558.77	8,330.42	666.71	853.25	.	.	77,367.63	8,997.18	.	4,743.50
Wilmington, <i>Delaware</i> ,	.	1,430.51	363.30	4,689.93	53.52	608.42	.	.	7,145.78	4,743.50	.	8,566.61
Baltimore, <i>Maryland</i> ,	.	38,517.87	4,965.86	8,566.61	.	1,688.66	.	.	53,739.15	8,566.61	.	2,428.04
Chester,	.	.	.	2,428.04	.	861.36	.	.	3,289.40	2,428.04	.	8,846.30
Oxford,	.	389.05	.	8,846.30	.	1,810.81	.	.	11,046.21	8,846.30	.	6,616.17
Vienna,	.	1,010.64	57.06	6,616.17	.	1,817.57	.	.	9,501.49	6,616.17	.	3,131.68
Snow Hill,	.	636.20	.	3,131.68	.	647.78	.	.	4,415.71	3,131.68	.	2,096.67
Annapolis,	.	.	.	1,655.31	.	441.36	.	.	2,096.67	1,655.31	.	1,400.86
Nottingham,	.	.	.	1,400.86	.	78.60	.	.	1,479.51	1,400.86	.	

ABSTRACT—Continued.

1805.]

TONNAGE FOR THE YEAR 1803.

587

DISTRICTS.	Recorded.	Registered.		Enrolled and Licensed.		Licensed under twenty tons, for			Aggregate Tonnage of each District.	Proportions of the Enrolled and Licensed Tonnage employed in the		
		Permanent.	Temporary.	Permanent.	Temporary.	Coasting Trade.	Whale Fishery.	Cod Fishery.		Coasting Trade.	Whale Fishery.	Cod Fishery.
	Tons. 95ths.	Tons. 95ths.	Tons. 95ths.	Tons. 95ths.	Tons. 95ths.	Tons. 95ths.	Tons. 95ths.	Tons. 95ths.		Tons. 95ths.	Tons. 95ths.	Tons. 95ths.
Cedar Point, . . . . .				1,519.14		423.79			1,942.93	1,519.14		
Georgetown, . . . . .		430.55	261.50	938.89		346.63			1,977.67	938.89		
Norfolk, <i>Virginia</i> , . . . . .		19,018.63	4,956.73	6,432.84	1,304.02	2,420.67			34,133.04	7,736.86		
Bermuda Hundred, . . . . .		2,230.13	327.56	3,007.78	197.73	433.48			6,197.78	3,205.56		
Hampton, . . . . .			53.79	185.40		8.39			247.63	185.40		
York Town, . . . . .				2,903.83		433.78			3,337.66	2,903.83		
Tappahannock, . . . . .		601.61	296.07	3,059.55	309.59	596.56			4,863.48	3,369.19		
Yeocomico, . . . . .				818.26		380.02			1,198.28	818.26		
Dumfries, . . . . .				637.61	21.00	637.61			910.93	658.61		
Alexandria, . . . . .		6,231.43	1,635.13	2,412.54	131.40	489.84			10,890.44	2,533.94		
Folly Landing, . . . . .		177.18		1,064.72		1,076.70			2,318.65	1,064.72		
Cherry Stone, . . . . .		61.72		622.44		417.17			1,101.38	622.44		
Louisville, <i>Kentucky</i> , . . . . .		675.52							675.52			
Wilmington, <i>North Carolina</i> , . . . . .		3,573.66	1,010.18	524.02	52.71	107.38			5,268.05	576.73		
Newbern, . . . . .		4,235.76	880.46	1,180.49		331.12			6,627.88	1,180.49		
Washington, . . . . .		2,795.81	1,334.13	1,406.16	127.17	371.90			6,035.27	1,533.33		
Edenton, . . . . .		4,018.05	993.68	2,680.80		773.28			6,470.86	2,680.80		
Camden, . . . . .		1,146.40	796.82	1,855.65		590.20			4,389.17	1,855.65		
Georgetown, <i>South Carolina</i> , . . . . .		286.10	188.50	1,007.87	175.40				1,657.92	1,183.32		
Charleston, . . . . .		26,245.70	4,160.10	6,791.88	568.03	364.48			38,130.29	7,359.91		
Beaufort, . . . . .		112.84		173.30		19.59			305.73	173.30		
Savannah, <i>Georgia</i> , . . . . .		3,210.72	3,873.87	1,305.10	897.62	24.69			9,312.15	2,202.72		
Brunswick, . . . . .		410.65	57.18	97.81		64.54			630.28	97.81		
St. Mary's, . . . . .		52.35	137.38	141.53	93.23	26.54			451.13	234.76		
Middletown, . . . . .		13,188.74	187.22	4,882.48		510.45		19.73	18,788.72	4,445.58		436.85
Waldoborough, . . . . .		4,793.12	512.77	8,453.13		48.52		786.09	14,593.68	8,226.60		226.48
Hudson, . . . . .		2,164.10	23.60	1,449.58		39.36			3,676.69	1,449.58		
Havre de Grace, . . . . .		126.74	91.77	1,095.11		127.04			1,440.71	1,095.11		
Little Egg Harbor, . . . . .				1,195.58		51.56			1,247.19	1,195.58		
Ipswich, . . . . .		194.13		723.69	20.66	144.30		179.25	1,262.13	312.51		431.84
Richmond, . . . . .		1,121.71	737.17	2,026.08	66.04	38.83			3,989.88	2,092.12		
Kennebunk, . . . . .		5,606.37	216.85	325.81		38.17		230.48	6,417.78	6.24		319.57
Bristol, . . . . .		2,632.60	236.38	825.09		72.82		16.27	3,783.26	825.09		
East River, . . . . .		383.08		877.14		150.00			1,410.22	877.14		
Beaufort, <i>North Carolina</i> , . . . . .		277.88		249.83	62.68	62.56			653.10	312.56		
Presque Isle, . . . . .		116.85							116.85			
Marietta, . . . . .		444.65							444.65			
Total,		535,929.26	61,227.74	304,952.48	8,282.33	30,384.34		8,396.24	949,172.49	268,676.12	1,142.49	43,416.20

## REGISTERED TONNAGE.

The registered vessels which were employed in foreign trade, and the amount of registered tonnage of the United States, at the close of the year 1803, was . . . . . *Tons. 95ths.*  
(a.) 597,157.05

## ENROLLED AND LICENSED TONNAGE.

The enrolled vessels employed in the coasting trade, at the close of the year 1803, was . . . . . *Tons. 95ths.*  
268,676.12  
The licensed vessels, under 20 tons, employed in ditto, was . . . . .  
30,384.34  
299,060.46

## FISHING VESSELS.

The enrolled vessels licensed for the whale fishery, amounted to . . . . . 1,142.49  
Ditto ditto for the cod ditto, ditto . . . . . 43,416.20  
The licensed vessels under 20 tons for do. ditto, ditto . . . . . 8,396.24  
52,954.93

Aggregate amount of tonnage at the close of the year 1803, . . . . . 949,172.49

(a.) The total amount of registered tonnage employed other than in the whale fishery, during the year 1803, was 585,909.71  
The amount employed in the whale fishery, . . . . . 11,247.29  
As above, . . . . . 597,157.05

TREASURY DEPARTMENT, *Register's Office, January 31, 1805.*

I do hereby certify, that the foregoing statement is a true extract from the quarterly abstracts of tonnage rendered to the treasury by the collectors of the several districts of the United States, for the year 1803.

JOSEPH NOURSE, *Register.*

8th CONGRESS.]

No. 97.

[2d SESSIO N

EXPORTS FOR THE YEAR ENDING SEPTEMBER 30, 1804; AND THE VALUE OF EXPORTS FOR TWO YEARS, ENDING SEPTEMBER 30, 1804.

COMMUNICATED TO THE HOUSE OF REPRESENTATIVES, FEBRUARY 27, 1805.

TREASURY DEPARTMENT, *February 26th, 1805.*

SIR:

I have the honor to transmit, herewith, a statement of goods, wares, and merchandise, exported from the United States, during one year, prior to the first day of October, one thousand eight hundred and four, and amounting to seventy-seven millions six hundred and ninety-nine thousand and seventy-four dollars.

The goods, wares, and merchandise, of domestic growth or manufacture, included in this statement, are estimated at forty-one millions four hundred and sixty-seven thousand four hundred and seventy-seven dollars; and those of foreign growth or manufacture, at thirty-six millions two hundred and thirty-one thousand five hundred and ninety-seven dollars.

Two additional statements, A and B, have been prepared, for the purpose of exhibiting the respective value of the several species of articles of domestic produce, exported during the years ending on the 30th days of September, 1803, and 1804. The returns heretofore received from the collectors are not, however, sufficiently particular, in that respect, to render those statements altogether correct.

I have the honor to be, very respectfully, sir, your obedient servant,

ALBERT GALLATIN.

The Honorable the SPEAKER of the House of Representatives.

*A Statement of the Exports of the United States, from the 1st of October, 1803, to the 30th of September, 1804.*

SPECIES OF MERCHANDISE.	Quantity or Value.	
	Domestic.	Foreign.
Ashes, Pot, - - - - -	tons, 3,411	
Do. Pearl, - - - - -	do. 1,138	
Apples, - - - - -	barrels, 6,801	
Beer, Porter, and Cider, in casks,	gallons, 75,501	3,271
Do. Do. in bottles, - - - - -	dozens, 4,416	388
Beef, - - - - -	barrels, 134,896	
Biscuit or ship Bread, - - - - -	do. 85,512	
Do. Do. - - - - -	kegs, 50,390	
Buckwheat, - - - - -	bushels, 2	
Barley, - - - - -	do. 5,318	
Bran and Shorts, - - - - -	do. 156	
Beans, - - - - -	do. 36,614	
Butter, - - - - -	pounds, 2,476,550	
Boots, - - - - -	pairs, 6,024	189
Bricks, - - - - -	thous'nds, 1,031	
Bark, Essence of, - - - - -	gallons, 941	



## STATEMENT—Continued.

SPECIES OF MERCHANDISE.	Quantity or Value.	
	Domestic.	Foreign.
Corn, Indian, - - - - -	bushels, 1,944,873	
Coal, - - - - -	do. -	2,982
Cheese, - - - - -	pounds, 1,299,872	78,566
Chocolate, - - - - -	do. 9,489	
Cotton, - - - - -	do. 35,034,175	3,083,866
Coffee, - - - - -	do. -	48,312,713
Cocoa, - - - - -	do. -	695,135
Candles, Spermaceti, - - - - -	do. 127,229	373
Candles, Tallow, - - - - -	do. 2,239,356	26,728
Cables and Tarred Cordage, - - - - -	cwt. 4,165	2,556
Canvass or Sail Cloth, - - - - -	pieces, 54	
Cards, Wool and Cotton, - - - - -	dozens, 258	
Do. Playing, - - - - -	packs, 1,008	3,024
Copper or Brass, and Copper manufactured, - - - - -	dollars, 8,654	23,325
Coaches and other Carriages, - - - - -	do. 14,755	
Flour, - - - - -	barrels, 810,008	
Fish, dried or smoked, - - - - -	quintals, 567,825	
Do. pickled, - - - - -	barrels, 89,482	
Do. do. - - - - -	kegs, 13,045	
Furniture, household, - - - - -	dollars, 78,585	
Flaxseed, - - - - -	bushels, 281,757	
Flax, - - - - -	pounds, 986	
Gunpowder, - - - - -	do. 510,520	
Ginseng, - - - - -	do. 301,499	
Hats, - - - - -	dollars, 48,915	
Hams and Bacon, - - - - -	pounds, 1,904,284	
Hair Powder, - - - - -	do. 5,587	
Hops, - - - - -	do. 385,886	
Hides, raw, - - - - -	number, 4,635	
Horned Cattle, - - - - -	do. 6,290	
Horses, - - - - -	do. 5,126	
Hogs, - - - - -	do. 5,599	
Iron, Pig, - - - - -	tons, 454	
Do. Bar, - - - - -	do. 379	
Do. Castings, - - - - -	dollars, 9,168	
Do. all manufactures of, - - - - -	do. 40,827	48,664
Indigo, - - - - -	pounds, 26,750	149,088
Lard, - - - - -	do. 2,565,719	
Leather, - - - - -	do. 214,299	
Lead and Shot, - - - - -	do. 19,804	128,178
Meal, Rye, - - - - -	barrels, 21,779	
Do. Indian, - - - - -	do. 111,327	
Do. Buckwheat, - - - - -	do. 48	
Do. Oat, - - - - -	do. 1	
Molasses, - - - - -	gallons, -	55,259
Mustard, - - - - -	pounds, 5,023	
Mules, - - - - -	number, 605	
Medicinal Drugs, - - - - -	dollars, 21,664	133,170
Merchandise, and all other articles of goods not particularly enumerated, - - - - -	dollars, 431,315	8,946,490
Nails, - - - - -	pounds, 110,780	141,125
Oil, Linseed, - - - - -	gallons, 19,047	
Do. Spermaceti, - - - - -	do. 5,550	
Do. Whale and other Fish, - - - - -	do. 646,505	
Oats, - - - - -	bushels, 73,726	
Pork, - - - - -	barrels, 111,532	
Pitch, - - - - -	do. 6,225	
Peas, - - - - -	bushels, 42,213	
Potatoes, - - - - -	do. 96,427	
Poultry, - - - - -	dozens, 6,044	
Rice, - - - - -	fierces, 78,385	
Rye, - - - - -	bushels, 11,715	
Rosin, - - - - -	barrels, 4,675	
Spices, Pepper, - - - - -	pounds, -	5,703,646
Do. Pimento, - - - - -	do. -	463,539
All other, - - - - -	do. -	115,047
Spirits, foreign, from grain, - - - - -	gallons, -	329,594
Do. do. from other materials, - - - - -	do. -	789,465
Do. domestic, from foreign materials, - - - - -	do. 409,521	
Do. do. from domestic produce, - - - - -	do. 41,979	
Shoes and Slippers, - - - - -	pairs, 123,741	10,606
Skins and Furs, - - - - -	dollars, 958,609	
Saddlery, - - - - -	do. 7,827	
Starch, - - - - -	pounds, 30,401	
Soap, - - - - -	do. 2,796,982	742,015
Sugar, brown, - - - - -	do. 818,014	54,085,650
Sugar, clayed, - - - - -	do. -	20,060,702
Do. Loaf and other refined, - - - - -	do. 106,167	25,868
Snuff, - - - - -	do. 20,068	610
Spikes, - - - - -	do. -	1,750
Sheep, - - - - -	number, 12,456	
Ship Stuff, - - - - -	cwt. 2,466	
Steel, unwrought, - - - - -	do. -	116

## STATEMENT—Continued.

SPECIES OF MERCHANDISE.	Quantity or Value.	
	Domestic.	Foreign.
Steel, manufactures of, - - - - -	dollars,	8,593
Salt, Glauber, - - - - -	cwt.	92
other, - - - - -	bushels,	28,435
Segars, - - - - -	pounds,	3,949
Tobacco manufactured, - - - - -	do.	278,071
Do. unmanufactured, - - - - -	hhds.	83,343
Tallow, - - - - -	pounds,	35,440
Tea, Bohea, - - - - -	do.	231,842
Do. Souchong, - - - - -	do.	760,064
Do. Hyson, - - - - -	do.	101,785
Do. Other green, - - - - -	do.	125,542
Tar, - - - - -	barrels,	58,181
Turpentine, - - - - -	do.	77,827
Do. Spirits of - - - - -	gallons,	19,526
Wheat, - - - - -	bushels,	127,024
Whalebone, - - - - -	pounds,	134,006
Wax, - - - - -	do.	217,889
Wine, Madeira, Malmsey, and London particular, - - - - -	gallons,	22,399
Do. all other, - - - - -	do.	32,648
Wines, Sherry and St. Lucar - - - - -	gallons,	10,803
Do. Lisbon, Oporto, &c. - - - - -	do.	8,853
Do. Teneriffe, Fayal, Malaga, &c. - - - - -	do.	16,509
Do. all other, in casks, - - - - -	do.	1,453,003
Burgundy, Champagne, &c. - - - - -	dozens,	821
Claret and other in bottles, - - - - -	do.	40,346
Wood, Staves and Heading, - - - - -	thous'd,	34,614
Do. Shingles, - - - - -	do.	75,156
Do. Hoops and Poles, - - - - -	do.	4,228
Do. Boards, Plank, &c. - - - - -	M. feet,	76,000
Do. Timber, - - - - -	tons,	19,826
Do. all other Timber, Wood, and Lumber, - - - - -	dollars,	55,924
Do. Oak Bark and other Dye, - - - - -	do.	88,470
Do. all manufactures of, - - - - -	do.	203,175

*A Summary of the Value and Destination of the Exports of the United States, agreeably to the foregoing statement.*

	Domestic Pro- duce.	Foreign Pro- duce.	Total Value to the dominions of each Power.
Prussia, - - - - -	409,321	776,795	1,186,116
Sweden, - - - - -	58,361	64,045	
Swedish West Indies, - - - - -	400,848	168,721	691,975
Denmark and Norway, - - - - -	477,211	1,115,965	
Danish West Indies, - - - - -	1,081,618	642,388	
Danish East Indies, - - - - -	16,073	13,368	3,346,623
United Netherlands, - - - - -	2,064,158	11,757,002	
Dutch West Indies and American Colonies, - - - - -	1,600,667	848,365	
Dutch East Indies, - - - - -	80,176	97,049	16,447,417
England, Man, and Berwick, - - - - -	8,552,764	1,226,394	
Scotland, - - - - -	1,561,350	140,888	
Ireland, - - - - -	1,391,333	36,298	
Guernsey, Jersey, Sark, and Alderney, - - - - -	282,212	15,262	
Gibraltar, - - - - -	242,248	74,339	
British East Indies, - - - - -	16,452	113,820	
British West Indies, - - - - -	6,315,667	731,991	
Newfoundland and British Fisheries, - - - - -	175,597	32,666	
British American Colonies, - - - - -	807,709	111,263	
Other British Colonies, - - - - -	1,185	364	21,829,803
Hamburg, Bremen, other Hanse towns, &c., - - - - -	949,454	3,525,553	4,475,007
French European Ports on the Atlantic, - - - - -	3,139,206	5,384,523	
Do. do. do. on the Mediterranean, - - - - -	80,906	220,419	
French West Indies and American Colonies, - - - - -	1,742,368	1,867,522	
Bourbon and Mauritius, - - - - -	120,042	221,125	12,776,111
Spanish European Ports on the Atlantic, - - - - -	1,628,079	517,043	
Do. do. do. on the Mediterranean, - - - - -	676,114	80,100	
Teneriffe and the other Canaries, - - - - -	120,084	61,101	
Floridas, - - - - -	60,738	22,886	
*Louisiana, - - - - -	117,430	207,717	
Honduras, Campeachy, and Musquito Shore, - - - - -	149,344	184,829	
Spanish West Indies and American Colonies, - - - - -	1,725,662	1,176,998	6,728,125

\* From the 1st of October to the 31st December, inclusive.

## SUMMARY—Continued.

	Domestic Pro- duce.	Foreign Pro- duce.	Total value to the dominions of each Power.
Portugal, - - - - -	1,282,169	190,716	
Madeira, - - - - -	586,869	135,802	
Fayal and the other Azores, - - - - -	8,957	8,648	
Cape de Verd Islands, - - - - -	88,273	30,533	
Other African Ports, - - - - -	10,834	46,287	
Coast of Brazil and other American Colonies, - - - - -	-	107,770	
			2,496,858
Italy, - - - - -	118,441	1,552,708	1,671,149
Trieste and other Austrian Ports on the Adriatic, - - - - -	85,835	247,963	333,798
Turkey, Levant, and Egypt, - - - - -	12,681	31,975	44,656
Morocco and Barbary States, - - - - -	8,657	676	9,333
Cape of Good Hope, - - - - -	108,190	59,727	167,917
China, - - - - -	162,806	35,795	198,601
East Indies, generally, - - - - -	258,090	538,226	796,316
West Indies, generally, - - - - -	2,352,042	972,252	3,324,294
Europe, generally, - - - - -	86,827	534,064	620,891
Africa, generally, - - - - -	221,788	126,248	349,036
South Seas, - - - - -	10,000	-	10,000
Northwest Coast of America, - - - - -	20,641	175,418	196,059
Total, - - - Dollars,			\$77,699,074

*A Summary of the Value of Exports from each State.*

	Domestic.	Foreign.	Total.
New Hampshire, . . . . .	453,394	262,697	716,091
Massachusetts, . . . . .	6,303,122	10,591,256	16,894,379
Vermont, . . . . .	135,930	55,795	191,725
Rhode Island, . . . . .	917,736	817,935	1,735,671
Connecticut, . . . . .	1,486,882	29,228	1,516,110
New York, . . . . .	7,501,096	8,580,185	16,081,281
New Jersey, . . . . .	24,829	-	24,829
* Delaware, . . . . .	180,081	517,315	697,396
Maryland, . . . . .	3,938,840	5,213,099	9,151,939
District of Columbia, . . . . .	1,157,895	294,303	1,452,198
Virginia, . . . . .	5,394,903	395,098	5,790,001
North Carolina, . . . . .	919,545	9,142	928,687
South Carolina, . . . . .	5,142,100	2,309,516	7,451,616
Georgia, . . . . .	2,003,227	74,345	2,077,572
* Territory United States, . . . . .	1,729,184	230,239	1,959,423
* Pennsylvania, . . . . .	4,178,713	6,851,444	11,030,157
Total, Dollars,	\$41,467,477	\$36,231,597	\$77,699,074

	Domestic.	Foreign.	Total.
* Detroit, - - - - -	38,028	-	38,028
Michilimackinac, - - - - -	238,936	-	238,936
Massac, - - - - -	-	17,320	17,320
Fort Adams, } (a.) - - - - -	60,127	4,650	64,777
New Orleans, } - - - - -	1,392,093	208,269	1,600,362
Total, Dollars,	1,729,184	230,239	1,959,423

(a.) Massac, for the 4th quarter of 1803.

Fort Adams, for the 4th quarter of 1803.

New Orleans, from the 1st January to the 30th of September, 1804.

TREASURY DEPARTMENT, Register's Office, February 23, 1805.

JOSEPH NOURSE, Register.

## A.

*A Summary Statement of the Value of the Exports of the United States, during the year ending on the 30th day of September, 1803.*

THE SEA—2,635,000.				
1. Fisheries.				
Dried fish, or cod fishery,	-	1,620,000		
Pickled fish, or river fishery, (herring, shad, salmon, mackerel)	-	560,000		
Whale (common) oil and bone,	280,000			
Spermaceti oil and candles,	175,000			
		455,000		2,635,000
THE FOREST—4,850,000.				
2. Skins and furs, (Indian product)	-	500,000		
Ginseng, (raw product of forest)	-	100,000		630,000
3. Product of wood.				
Lumber, (boards, staves, shingles, hewn timber, masts, &c.)	-	2,300,000		
Oak bark and other dyes,	-	225,000		
Naval stores, (tar, turpentine, pitch, rosin)	-	460,000		
Ashes, pot and pearl,	-	735,000		4,220,000
AGRICULTURE—32,995,000.				
4. Product of animals—horned cattle.				
Beef, tallow, hides, horned cattle,	1,145,000			
Butter and cheese,	585,000		1,730,000	
Pork, pickled bacon, lard, (live hogs)	-		1,890,000	
Horses and mules,	460,000			
Sheep,	55,000		515,000	4,135,000
5. Vegetable food.				
Wheat flour and biscuit,	-	9,310,000		
Indian corn and meal,	-	2,025,000		
Rice,	-	2,455,000		
All other, (rye, oats, pulse, potatoes, apples, &c.)	-	290,000		14,080,000
6. Tobacco,	-	-		6,209,000
7. Cotton,	-	-		7,920,000
8. All other agricultural products.				
Flaxseed,	-	465,000		
Hops,	-	90,000		
Wax,	-	60,000		
Various items, (poultry, hemp, flax, indigo, mustard)	-	15,000		630,000
MANUFACTURES—1,355,000.				
9. Manufactures.				
Of domestic materials—				
Soap, tallow candles, leather, boots, shoes, saddlery,	395,000			
Hats,	18,000			
Of grain, (spirits, beer, starch,)	21,000			
Of wood, including furniture and coaches,	210,000			
Cordage, canvass, linseed oil,	50,000			
Of iron,	80,000			
Various items, (snuff, wax candles, cards, bricks, &c.)	16,000		790,000	
Of foreign materials—				
Spirits, of molasses,	481,000			
Sugar, refined,	18,000			
Chocolate,	4,000			
Gunpowder,	38,000			
Of brass and copper,	6,000			
Medicinal,	18,000			
		565,000		1,355,000
UNCERTAIN—300,000.				
10. Articles not distinguished in returns, either manufactured or agricultural,	-	-		300,000
Total,	Dollars,			42,135,000

## B.

*A Summary Statement of the Value of the Exports of the growth, produce, or manufacture, of the United States, during the year ending on the 30th September, 1804.*

THE SEA—3,420,000.					
1. Fisheries.					
Dried fish, or cod fishery,	-	2,400,000			
Pickled fish, or river fishery, (herring, shad, salmon, mackerel)	-	640,000			
Whale (common) oil and bone,	310,000				
Spermaceti oil and candles,	70,000				
		380,000			3,420,000
THE FOREST—4,630,000.					
2. Skins and furs,	-	956,000			
Ginseng,	-	84,000			
					1,040,000
3. Product of wood.					
Lumber, (boards, staves, shingles, hewn timber, masts, &c.)	-	2,540,000			
Oak bark and other dyes,	-	88,000			
Naval stores, (tar, turpentine, pitch, rosin)	-	322,000			
Ashes, pot and pearl,	-	640,000			
					3,590,000
AGRICULTURE—30,890,000.					
4. Product of animals—horned cattle.					
Beef, tallow, hides, live cattle,	1,520,000				
Butter and cheese,	490,000				
		2,010,000			
Pork, pickled bacon, lard, (live hogs)	-	1,990,000			
Horses and mules,	270,000				
Sheep,	30,000				
		300,000			4,300,000
5. Vegetable food.					
Wheat, flour, and buiscuit,	-	7,100,000			
Indian corn and meal,	-	2,500,000			
Rice,	-	2,350,000			
All other, (rye, oats, pulse, potatoes, apples, &c.)	-	300,000			
					12,250,000
6. Tobacco,	-	-			6,000,000
7. Cotton, (averaged at 22 cents)	-	-			7,650,000
8. All other agricultural products.					
Flaxseed,	-	420,000			
Brown Sugar,	-	80,000			
Hops,	-	55,000			
Wax,	-	65,000			
Various items, (poultry, hemp, flax, indigo, mustard,)	-	70,000			
					690,000
MANUFACTURES—2,100,000.					
9. Manufactures.					
Of domestic materials—					
Soap and tallow candles,	770,000				
Leather boots, shoes, saddlery,	210,000				
Hats,	49,000				
Of grain, (spirits, beer, starch)	70,000				
Of wood, (including furniture and coaches)	300,000				
Cordage, canvass, linseed oil,	81,000				
Iron,	110,000				
Various items, (snuff, essence of bark, cards, bricks, tobacco, lead, and turpentine spirits)	60,000				
		1,650,000			
Of foreign materials—					
Spirits, of molasses,	245,000				
Sugar, refined,	23,000				
Chocolate,	2,000				
Gunpowder,	150,000				
Brass and copper,	9,000				
Medicinal,	21,000				
		450,000			2,100,000
UNCERTAIN—430,000.					
10. Articles not distinguished in returns, (either manufactured or agricultural)	-	-			430,000
Total,	Dollars,	-	-	-	41,470,000

9th CONGRESS.]

No. 98.

[1st SESSION.]

## FUR TRADE.

COMMUNICATED TO THE HOUSE OF REPRESENTATIVES, DECEMBER 10, 1805.

*To the Honorable the Senate and House of Representatives of the United States of America in Congress assembled, the memorial of the subscribers, manufacturers of hats, in the city of Philadelphia, respectfully sheweth:*

That your memorialists are engaged in a branch of manufactures of considerable importance; that, owing to the regulations with the Indian tribes on our frontiers, they are obliged to depend for a very large proportion of furs, the raw materials of their manufactures, on the Government of the United States; that the mode at present adopted by the agent for Indian affairs in vending these furs is, in the opinion of your memorialists, improper and disadvantageous to the manufacturer, and to the interests of the Government.

By the plan now in operation, the agent for Indian affairs exercises a complete control over the sale of these furs, and may dispose of them at what places, for what prices, and in what quantity, he may deem most proper. Thus are your memorialists dependent on the will of an individual for the raw materials of their manufactures, and have been, and still may be, obliged to witness the exportation of these furs to Europe, to enrich and encourage foreign, to the injury and ruin of domestic manufactures. This your memorialists consider a hardship and a serious evil to their country, and to remedy it, humbly request the serious attention of Congress.

The encouragement of arts and manufactures has ever been deemed a matter of sound policy by every enlightened Government, and by none more so than by the Government of the United States. While we behold the Governments of Europe securing to their manufacturers a full supply of the raw materials of their country, at a reasonable rate; while we behold Great Britain, celebrated for her manufactures, guarding the fur trade of her colonies, as well as preventing the exportation of wool from England, and encouraging, by all possible means, her manufactures; it may be a matter of serious inquiry to the United States, whether some further support and protection is not due to the manufactures of this country.

Your memorialists beg leave therefore to suggest to the wisdom of Congress, the propriety of regulating, by law, the mode of selling the furs belonging to the United States, so as to ensure a better supply to the manufacturers and a fair price to the Government. The mode which your memorialists beg leave to suggest, is a sale by public auction, at such times and places as may enable the manufacturers and others generally to attend. By this plan, a competition will ensue: the Government will receive a full price, and the American manufacturer, whether of large or small capital, be enabled to obtain a sufficient supply. This plan was formerly adopted, and, as your memorialists believe, was attended with all the advantages above suggested. Your memorialists therefore humbly pray that a similar plan may be carried into operation, and made permanent by law; that the raw materials of their manufactures may be detained for sale in this country, and not exported to Europe, at the will of any agent of the Government.

And your memorialists, as in duty bound, will ever pray.

ANDREW TYBOUT, *and others.*

December 6, 1805.

COMMITTEE ROOM, HOUSE OF REPRESENTATIVES, January 7th, 1806.

SIR:

By desire of the Committee of Commerce and Manufactures, I have the honor to enclose you the memorial of the manufacturers of hats in Philadelphia, respecting the fur trade, which has been presented during the present session of Congress, and referred to them by the House of Representatives. Similar memorials have been presented from Baltimore, Easton, in Pennsylvania, New York, and Boston.

There being no documents accompanying the memorials, the Committee of Commerce and Manufactures are without the material facts from which an opinion might be formed in relation to the complaints urged by the memorialists.

The committee are desirous of ascertaining, *First*, the amount or value of merchandise sent among the Indian tribes, on account of the United States, for the purpose of purchasing furs, for the last and preceding year, with the nett amount of sales of the furs during the same time. *Second*, The quantity and kind of furs exported to Europe from Philadelphia, or any other port, for the last year, contrasted with the quantity sold in the United States during the same period, the place of sale, and the price they may have netted in both instances.

Will you point out the law of the United States under which the agent for Indian affairs derives authority and emolument?

As the agent for Indian affairs is under your control, the committee have instructed me to request you to give any information on these subjects, in your possession, and which you may think proper to communicate.

I have the honor to be, with esteem and respect, sir, your obedient humble servant,

JACOB CROWNINSHIELD.

HON. HENRY DEARBORN, *Secretary of War.*

WAR DEPARTMENT, January 9th, 1805.

SIR:

Since the receipt of your letter of the 7th current, I have taken the necessary measures for obtaining the information requested therein, and, as soon as the same is received, shall have the honor of communicating it to the Committee of Commerce and Manufactures.

I have the honor to be, very respectfully, sir, your obedient servant,

H. DEARBORN.

HON. JACOB CROWNINSHIELD, *Chairman of the Committee of Commerce and Manufactures.*

WAR DEPARTMENT, January 17th, 1806.

SIR:

In compliance with the request contained in your letter of the 7th current, for information on the subject of Indian trading houses, I have now the honor of enclosing to you two letters addressed to this Department, from William Davy, principal agent for Indian factories, one under date of the 18th ultimo, and the other of the 11th instant, with the documents received with the latter; and beg leave, in answer to the inquiry for "the law of the United States under which the agent for Indian affairs derives his authority and emolument," (presuming that the principal agent for Indian factories must be intended) to refer the Committee of Commerce and Manufactures to the act, entitled "An act for establishing trading houses with the Indian tribes," approved April 18th, 1796, vol. 3, page 257. Although this act does not expressly authorize the appointment of such agent, yet the duties thereby assigned to the President of the United States, being of a nature not to be executed by him personally, and no officer being designated to whom they might be referred for execution, it was considered that an implied authority was

given therein, for the appointment of an agent, who should perform the duties prescribed to the Executive in such manner as he should order and direct.

The compensation to the said agent is derived from the proceeds of the trading houses, as are all the payments for expenditures in relation to them, not expressly provided for by law.

The memorial of sundry manufacturers of hats, in the city of Philadelphia, is herewith returned.

I have the honor to be, with great respect, sir, your obedient servant,

H. DEARBORN.

HON. JACOB CROWNSHIELD, *Chairman of the Committee of Commerce and Manufactures.*

INDIAN FACTORY OFFICE, *Philadelphia, December 18, 1805.*

SIR:

The hatters having been stimulated to petition Congress for regulations to prevent the exportation of furs, and to compel the absolute and uncontrolled sale of them at public auction, leaving no discretion to the United States' agent on the subject; and an application having, as I am informed, been made by the Chairman of the Committee of Commerce and Manufactures, to the petitioners for further information on the subject,\* I feel it my duty to state to you, sir, that, since my appointment, I have not exported one hundred dollars' worth of hatters' furs, or of any article used by hatters; that I have made two sales of furs at public auction; that on these sales a heavy loss occurred; that in consequence thereof I determined on trying private sales, and on taking the trouble of supplying the hatters with furs in small parcels, at fair prices. I accordingly advertised the next parcel I received from the factories, (as by the enclosed advertisement) for private sale. The hatters generally stood aloof, and some of the few sales I made were in barter for hats. Hatters and furriers frequently purchase furs and peltries at vendue on speculation, and sell them for *exportation*. Mr. Louis Clapier, an eminent merchant of this city, purchased at private sale, last year, fine furs, to the amount of about fourteen thousand dollars, and exported them to China, and not a whisper of opposition was raised against it; and he is now ready to make further purchases. I have however assured the hatters, that they shall have notice whenever any furs, suited to their manufactories, arrive, and a preference of them, at fair and just prices; in short, that a due attention shall be *continued* to the interest of this branch of domestic manufacture. Convinced of the propriety of this line of conduct, they have this day purchased of me, at private sale, all the furs that remained on hand, at prices so widely different from those obtained at vendue, that this fact alone will prove the propriety of continuing the *right to choose the mode* of sale, where it is now vested.

June 12, 1805. Raccoon skins received from the factories sold at vendue, subject to the deduction of State duty and commissions, at 12½ cents each.

“ “ Fox skins at 12 do. do.  
Raccoon at 14 do. do.  
July 13 Fox, at 27 do. do.  
Beaver, at 145 cts. per lb.

I have this day sold at private sale, to Messrs. Gerhard and Norris, (the very same hatters who purchased most of those at vendue, stated on the opposite side.)

Fox skins, at 35 cents each; Raccoon, at 30 do. .; Beaver, at 155 cents per lb.

I only add, that to me it would be much less trouble to send all the furs and peltries at once for sale to a vendue master; but the interest of the public entrusted to my care, shall receive all the attention and exertion I am capable of.

I have the honor to remain, sir, your obedient humble servant,

WILLIAM DAVY, P. A. I. F.

GEN. HENRY DEARBORN, *Secretary of War.*

*To Hatters, Furriers, and Merchants.*

The following articles, from the United States' Indian Factories, are offered for sale: A quantity of Deer, Raccoon, Fox, Cat, Beaver, Otter, Bear, and Panther Skins.

And about 470 lbs. Cotton.

The whole may be examined and purchased in lots to suit the manufacturers.

In consequence of the alarm of fever, they are deposited in stores adjoining the house of the subscriber, near Germantown.

WILLIAM DAVY, P. A. I. F.

INDIAN FACTORY OFFICE, *Philadelphia, January 11th, 1806.*

SIR:

Pursuant to your instructions of 9th instant, received this day, I have the honor of enclosing the information required by the Committee of Commerce and Manufactures. As the committee inquire "for the amount or value of the merchandise sent among the Indian tribes, on account of the United States, for the purpose of purchasing furs," I am disposed to think their idea of the object too limited, if not a mistaken one. And whether they use the word *furs*, in a sense applicable only to the interest of the hatters, which was the object before them, or in a more comprehensive one, as applying to furs and peltries generally, and to all other articles received from the factories, I cannot decide; but I have prepared for both, and have stated the hatters' furs received and sold, or shipped, in a separate sheet. Of the three shipments made to London, the first is arrived and sold, but the account sales is not yet received, further than a quotation of the selling prices, which give reason to expect a handsome profit, and goods to the amount of £1,436 9s. 10d. sterling are already received here, as returns for these sales, and more goods are advised of being purchased and ready to be shipped. The second shipment of peltry is arrived, but was not sold at the date of the last advices.

The third shipment is but recently sailed: orders for insuring the amount are forwarded by several other vessels.

I would beg leave to observe, the deer and bear skins usually sold here, are, in by far the greater proportion, shipped for London.

The hatters have been repeatedly assured, that no article suited to their manufactories will be exported, if they will purchase them at such prices as will nett the first cost, transportation, and other charges. In the statement I troubled you with the 18th ultimo †two casks of beaver skins exported, were overlooked, from the error of the book-keeper. Rectifying this, that letter and statement would not be a useless appendage to those now enclosed.

If any further information is required, your instructions shall meet prompt attention, from,

Sir, with great respect, your obedient humble servant,

WILLIAM DAVY,  
*Principal Agent of Indian Factories.*

GEN. HENRY DEARBORN, *Secretary of War.*

P. S. Goods have been sent off for Tellico, this week, to the amount of \$4,473 57.

I this day received a letter, dated December 4, from Mr. Saul, agent at New Orleans, in which he says, "Mr. Graham, our secretary, is just returned from Pensacola. He informs me that the Spaniards will not exact the duties at Mobile, provided they are suffered to go up the Mississippi to their settlements. When this is settled, I shall apply for a return of the duties paid on the Choctaw goods."

\* This is a mistake, the *chairman* having made no such application.

† See his letter of the 11th January, 1806.

‡ See letter of the 18th December, 1805.

Statement of the amount of the invoices of Goods forwarded to the several Indian Factories, in the years 1804 and 1805.

FACTORIES.	Amount 1804.	Amount 1805.
Georgia, . . . . .	1,398 80	7,101 47
Tellico, . . . . .	1,595 78	6,450 67
Detroit, . . . . .	3,059 15	} Suspended.
Fort Wayne, . . . . .	8,577 56	
Chickasaw, . . . . .	6,221 62	18,107 64
Choctaw, . . . . .	6,241 73	18,492 80
Arkansas, . . . . .	.	12,035 27
Chicago, . . . . .	.	10,143 55
St. Louis, . . . . .	.	39,897 62
Natchitoches, . . . . .	.	15,639 98
	\$27,094 64	\$127,869 00

No returns are yet received from Chicago, Arkansas, St. Louis, or Natchitoches, and a very trifling amount only from Choctaw; and owing to the absence of the factor from Chickasaw, the returns from that factory are delayed.

WILLIAM DAVY, *Principal Agent of Indian Factories.*

INDIAN FACTORY OFFICE, Philadelphia, January 11, 1806.

Statement of Hatters' Furs received from the several United States' Indian Factories, from January 1st to December 31st, 1804, and the amount for which they sold at auction in Philadelphia.

SPECIES OF SKINS.	No.	Amount.
Raccoon, . . . . .	4,076	863 27
Beaver, . . . . .	814	1,647 42
Muskrat, . . . . .	336	60 48
		\$2,571 17

N. B. Beaver was this year sold at unusually high prices, at least 50 per cent. beyond its present value.

WILLIAM DAVY, *Principal Agent of Indian Factories.*

INDIAN FACTORY OFFICE, Philadelphia, January 11, 1806.

Statement of Furs and Peltries received from the several Indian Factories, from January 1st to December 31, 1804, and sold at auction in Philadelphia.

SPECIES OF SKINS.	No.	Amount.
Deer, . . . . .	51,928	20,757 74
Bear, . . . . .	342	1,161 10
Raccoon, . . . . .	4,076	863 27
Fox, . . . . .	2,321	603 04
Cats, . . . . .	655	213 70
Beaver, . . . . .	814	1,647 42
Muskrats, . . . . .	336	60 48
Otter, . . . . .	268	843 25
Fisher, . . . . .	48	37 10
Minx, . . . . .	6	1 26
		\$26,188 36
From	\$26,188 36	
Deduct 4 per cent. of charges and commissions, . . . . .	1,047 53	
Nett amount,		\$25,140 83

N. B. The only articles of the above, in current use by hatters, are the beaver, raccoon, cat, and a few fox; the others are regularly exported to Europe and to China.

WILLIAM DAVY, *Principal Agent of Indian Factories.*

INDIAN FACTORY OFFICE, Philadelphia, January 11, 1806.



Statement of Hatters' Furs received from the several United States' Indian Factories, from January 1st to December 31st, 1805.

SPECIES OF SKINS.							No.	Amount.
Raccoon,	.	.	.	.	.	skins.	3,155	
Beaver,	.	.	.	.	.	lbs.	1,223	
Muskrat,	.	.	.	.	.	skins.	120	
<i>Exported to Europe.</i>								
Raccoon,	.	.	.	.	.	lbs.	350	
Beaver,	.	.	.	.	.	lbs.	613	
<i>The residue sold in Philadelphia, viz.</i>								
<i>At Auction,</i>								
Raccoon,	.	.	.	.	.	skins.	709	93 71
Beaver,	.	.	.	.	.	lbs,	304	440 80
<i>At private sale,</i>								
Raccoon, 2096 skins,	.	.	.	.	.		\$685 37	534 51
Beaver, 306 lbs. part damaged,	.	.	.	.	.		412 74	
Muskrat, 120 skins, damaged,	.	.	.	.	.		24 00	
								1,122 11
								\$1,656 62

N. B. A quantity of furs were destroyed by fire at Detroit, which factory was suspended in May. Nothing has been received from Chicago.

WILLIAM DAVY, *Principal Agent of Indian Factories.*

INDIAN FACTORY OFFICE, *Philadelphia, January 11, 1806.*

Statement of Furs and Peltries received from the several Indian Factories from January 1st to December 31st, 1805.

SPECIES OF SKINS.							No.	Amount.
Deer,	.	.	.	.	.	lbs.	62,304	
Do.	.	.	.	.	.	skins.	2,884	
Bear,	.	.	.	.	.	do.	280	
Panther,	.	.	.	.	.	do.	2	
Mink, Fox, and Cat,	.	.	.	.	.	do.	2,411	
Fisher,	.	.	.	.	.	do.	21	
Wolf,	.	.	.	.	.	do.	10	
Otter,	.	.	.	.	.	do.	173	
Raccoon,	.	.	.	.	.	do.	3,155	
Muskrat,	.	.	.	.	.	do.	120	
Beaver,	.	.	.	.	.	lbs.	1,223	
<i>Exported to Europe from Philadelphia.</i>								
In May,	Deer,	.	.	.	.	lbs.	19,213*	
	Fox and Cat,	.	.	.	.	skins.	600*	
	Bear,	.	.	.	.	do.	125*	
	Raccoon,	.	.	.	.	do.	350*	
	Beaver,	.	.	.	.	lbs.	613*	
In July,	Deer,	.	.	.	.	lbs.	28,944†	
	Bear,	.	.	.	.	skins.	78†	
	Cat,	.	.	.	.	do.	152†	
	Otter,	.	.	.	.	do.	160†	
	Wolf,	.	.	.	.	do.	5†	
In Dec.	Deer,	.	.	.	.	skins.	2,884†	
	Bear,	.	.	.	.	do.	77†	
<i>Sold at auction.</i>								
Deer,	.	.	.	.	.	lbs.	13,804	4,775 37
Raccoon,	.	.	.	.	.	skins.	709	93 71
Beaver,	.	.	.	.	.	lbs.	304	440 80
Fox,	.	.	.	.	.	skins.	793	163 11
Cat,	.	.	.	.	.	do.	64	14 08
Wolf,	.	.	.	.	.	do.	1	5
								5,487 12
								219 48
								\$5,267 64
Deduct charges and commissions, 4 per cent.								

\*Sales not yet received, but goods to amount of £1,436 9s. 10d. sterling, are already received here as returns.

†Sales not received.

## STATEMENT—Continued.

SPECIES OF SKINS.	No.	Amount.
<i>At private sale.</i>		
Deer, totally damaged, . . . . .	lbs. 343	12 00
Raccoon, . . . . .	skins. 2,096	685 37
Beaver, part damaged, . . . . .	lbs. 306	412 74
Muskrat, damaged, . . . . .	skins. 120	24 00
Cat, . . . . .	do. 215	77 40
Otter, damaged, . . . . .	do. 13	20 00
Fisher, part damaged, . . . . .	do. 21	7 15
Mink, . . . . .	do. 11	2 20
Wolf, . . . . .	do. 4	2 00
Panther, . . . . .	do. 2	1 00
Fox, . . . . .	do. 587	205 45
Otter, . . . . .	do. 35	105 00
		\$1,554 31

## RECAPITULATION.

Amount of export, invoice of May, to London, . . . . .	\$6,221 71
Do. do. of July, to do. . . . .	7,228 77
Do. do. of Dec. to do. . . . .	2,619 40
Those invoices are calculated at the cost prices, with the addition of transportation and shipping charges. In the last invoice a small quantity of cotton is included, having been received from the factory at Tellico.	
A small quantity of bees' wax was received also, and sold here, for . . . . .	475 02
Sales at auction, . . . . .	5,267 64
Private sales, . . . . .	1,554 31
	\$23,366 85

Of the exports to London, the beaver and raccoon alone are hatters' furs, and amount to about nine hundred dollars.

WILLIAM DAVY, *Principal Agent of Indian Factories.*

INDIAN FACTORY OFFICE, Philadelphia, January 11, 1806.

[9th CONGRESS.]

No. 99.

[1st SESSION.]

## IMPORTED SPIRITS ADMITTED TO ENTRY IN VESSELS UNDER NINETY GALLONS.

COMMUNICATED TO THE HOUSE OF REPRESENTATIVES, DECEMBER 16, 1805.

Mr. CROWNSHIELD, from the Committee of Commerce and Manufactures, to whom was recommitted, on the 13th inst. the bill for the relief of Theodoric Armistead, in the case of the brigantine George, detained at Norfolk, in Virginia, made the following report:

In the examination of this case the following facts are substantiated. That the brigantine George, John Cox, master, an American vessel, was chartered by Theodoric Armistead, in the port of Norfolk, Virginia, for a voyage to the Island of Teneriffe and the Havana, and sailed from Norfolk in the month of June last. At Teneriffe, in prosecution of her intended voyage, the vessel having landed the outward cargo, took on board a new cargo for the Havana, including *twelve hundred demijohns of Teneriffe brandy*, each containing four gallons and a half. The remainder of the cargo appears to be wines in casks, the produce of the Canary Islands. At the moment of the intended departure from Teneriffe for Havana, the captain was informed that the British Government had issued new orders against neutrals trading with their enemies' colonies. It was said that all neutral vessels would be captured, which should be found "navigating upon the high seas between ports belonging to the belligerent Powers having on board the produce of the countries of such belligerent nation." Justly alarmed for the safety of his vessel and cargo, the captain determined to abandon the voyage to the Havana, and, after entering the proper protest, proceeded for Norfolk, with a view of receiving new instructions from his owner, presuming, at the same time, that the vessel might safely proceed from that port to the Havana, without running any unusual risk from British capture.

The brigantine George arrived in Norfolk in the month of October, and the cargo was reported for exportation, and bonds entered into by the owner, that the cargo should be exported out of the limits of the United States. But application being made to the insurance company in Norfolk, for insurance to the Havana, the risk was wholly "*declined*," it being considered that the vessel could not escape the British cruisers; "some of the directors said they would write at fifty per cent. premium, and not under, but the majority would not agree to any premium." The usual premium demanded for a single passage to the West Indies is from four to five per cent. from ports in the United States, upon American vessels. Thus circumstanced, if the charter of the vessel and the wages of the seamen should be added to the extravagant premium demanded for insurance, it will be found impossible for the owner of the cargo to pursue his voyage, without a total sacrifice of his property. He so considers it. If he sends the vessel to sea, with her present cargo on board, she will probably be captured, and from the strange and unjust principles upon which the English courts of Admiralty have lately proceeded, the condemnation of the vessel and cargo would be certain. As he was unable to bear such a loss, he has been desirous, for some time past, of landing the cargo in Norfolk; and has applied to the proper authority to do this, but he has been informed that the *brandy in demijohns* cannot, at any rate, be admitted to entry—the revenue laws of the United States not allowing the entry of any spirits, in casks or vessels of a less capacity than ninety gallons, under the forfeiture of the spirits, together with the vessel importing the same. These severe restrictions and penalties are contained in the hundred

and third section of the act "to regulate the collection of duties on imports and tonnage." No relief, therefore, can be had in this case but from Congress.

The Committee of Commerce and Manufactures can see no possible objection in allowing the entry of the brandy in question. The article will pay the regular duties. No fraud can well be practised on the officers of the customs, and the revenue will not suffer; on the contrary, it will be benefitted by the entry. The vessel appears already to have been detained two months in Norfolk, at a great expense, and the property is gradually wasting away.

The committee, upon a deliberate consideration of all the circumstances attending this case, are fully persuaded that relief ought to be immediately afforded, and they do not hesitate to report the bill without any amendment.

TREASURY DEPARTMENT, *December 12, 1805.*

SIR:

I had the honor to receive your letter of the 10th instant, respecting the propriety of repealing or modifying the 103d section of the collection act.

So far as relates to beer, ale, and porter, and loaf and lump sugar, I can perceive no reason why those articles should not be placed on the same footing with all others. But the difficulty of landing casks of ninety gallons has always been considered, and, in my opinion, is one of the best securities against the smuggling of spirits. And the portion of revenue derived from that source is so considerable, more than three millions of dollars in the year 1804, or nearly one fourth part of the whole, that an absolute repeal of the existing provisions does not appear eligible.

The principal grievance complained of, might, however, be removed by a modification of the law. As the importation is expressly forbidden by the 103d section, I have not thought myself at liberty, on application for remission of the forfeiture, to permit such importation; but, where no fraud had been intended, have always made the re-exportation a condition of the remission. Should it be thought proper so far to enlarge the power given to the Secretary of the Treasury, of remitting or mitigating forfeitures and penalties, that it should also include a permission to land, on payment of duties, the articles thus imported, relief might be afforded in almost every case, without, at the same time, endangering the revenue. The case of Norfolk, with which I am acquainted, would be fully embraced by such provision.

I have the honor to be, very respectfully, sir, your obedient servant,

ALBERT GALLATIN.

Hon. JACOB CROWNSHIELD,

*Chairman of the Committee of Commerce and Manufactures.*

9th CONGRESS.]

No. 100.

[1st SESSION.

IMPORTS FROM GREAT BRITAIN AND HER DEPENDENCIES, FOR THE YEARS 1802, 3, AND 4, WHICH PAY DUTIES AD VALOREM, AND THE QUANTITY OF SALT, RUM, AND NAILS, IMPORTED DURING THE SAME TIME.

COMMUNICATED TO THE SENATE, DECEMBER 27, 1805.

In obedience to the resolution of the Senate, of the second day of March, 1805, the Secretary of the Treasury respectfully reports:

That there are no documents in the treasury, distinguishing, from each other, the value of the several species of merchandise imported into the United States, which pay the same ad valorem duty. And that the annexed statements exhibit, 1st, the value, agreeably to prime cost, of goods paying duties ad valorem, imported during the years 1802, 1803, and 1804, from the dominions of Great Britain in Europe and in the East Indies; and also from all other parts of Europe, and from China; and 2dly, the quantity of salt, rum, and nails, imported during the same years, from Great Britain and her dependencies.

All which is respectfully submitted.

ALBERT GALLATIN, *Secretary of the Treasury.*

TREASURY DEPARTMENT, *December 26, 1805.*

*A statement exhibiting the value (agreeably to the prime cost) in sterling money, of Goods paying duties ad valorem, imported from the dominions of Great Britain in Europe, and from her dominions in the East Indies; and also, from all other parts of Europe, and from China.*

For the years ending on the 30th September.	From the Dominions of Great Britain in Europe.			From all other parts of Europe.			From the British Dominions in the East Indies.			From China.		
	At 12½ per cent.	At 15 per cent.	At 20 p. c.	At 12½ per cent.	At 15 per cent.	At 20 p. c.	At 12½ per cent.	At 15 p. c.	At 20 p. c.	At 12½ per cent.	At 15 p. c.	At 20 p. c.
	£	£	£	£	£	£	£	£	£	£	£	£
1802, -	3,907,582	1,315,946	40,650	1,306,183	343,364	65,976	594,506	1,453	-	456,185	37,328	4
1803, -	4,091,692	1,254,852	39,273	678,513	259,922	40,980	467,718	5,162	2	398,169	58,691	358
1804, -	4,088,450	1,211,060	49,923	1,106,564	318,575	34,676	733,497	9,735	-	408,218	34,036	65

TREASURY DEPARTMENT, *Register's Office, December 23, 1805.*

JOSEPH NOURSE, *Register.*

*A statement exhibiting the quantity of Salt, Rum, and Nails, imported from the dominions of Great Britain in Europe, from the British West Indies, and from other British dependencies.*

For the years ending on the 30th of September.	From the Dominions of Great Britain in Europe.			From the British West Indies.			From other British dependencies.		
	Salt.	Rum.	Nails.	Salt.	Rum.	Nails.	Salt.	Rum.	Nails.
	Bushels.	Gallons.	Pounds.	Bushels.	Gallons.	Pounds.	Bushels.	Gallons.	Pounds.
1802, - -	1,262,039	5,846	3,051,782	801,802	4,213,087	65,811	4,608	11,872	
1803, - -	1,431,274	45,459	3,841,185	758,421	3,628,264	4,426	12,688	7,883	7,469
1804, - -	1,260,122	17,778	3,924,803	803,668	4,368,316	10,692	30,050	14,940	6,598

TREASURY DEPARTMENT, *Register's Office, December 23, 1805.*

JOSEPH NOURSE, *Register.*

9th CONGRESS.]

No. 101.

[1st SESSION.]

### REGISTER RESTORED.

COMMUNICATED TO THE HOUSE OF REPRESENTATIVES, JANUARY 8, 1806.

Mr. CROWNINSHIELD, from the Committee of Commerce and Manufactures, to whom was referred, on the 3d of December, the petition of Nicklin and Griffith, of Philadelphia, praying that the ship America may be restored to the benefits of American register, made the following report:

A statement of this case will be found in a report drawn up by the judge of the district court of the district of Pennsylvania, for the information of the Secretary of the Treasury, whose decision accompanies the same, together with a letter from the Secretary of the Treasury to the collector for the port of Philadelphia, which are herewith presented, and the committee request may be considered as part of their report.

The petitioners appear to have purchased the ship America in full confidence that she was a vessel of the United States, and justly entitled to all the benefits of an American register. They have owned the ship upwards of six years, and during this time she has made four voyages as a ship or vessel of the United States. The different registers issued in her favor, and the bills of sale in which they were recited, all seemed to confirm them in the opinion that she was really and truly American. She has since been deprived of her register, for the reasons mentioned in the accompanying documents.

No forfeiture of the ship having accrued for any breach of the revenue laws of the United States, committed by the former owners, and the present owners being entirely ignorant that the ship had at any time forfeited her American character, the committee are of opinion that her register ought to be restored, and they beg leave to offer the following resolution:

*Resolved,* That the petition of Nicklin and Griffith is reasonable, and ought to be granted.

*To the Honorable Albert Gallatin, Secretary of the Treasury of the United States.*

I, Richard Peters, judge of the district court of the United States for the district of Pennsylvania, having made inquiry into the circumstances of the case contained in a petition of Philip Nicklin and Robert Eaglesfield Griffith, dated the seventeenth day of November, instant, and having caused reasonable notice to be given to Alexander Dallas, Esquire, attorney of the district, and the collector of the port of Philadelphia, I do find, by the evidence produced, that the facts are as follows, to wit:

That, on the sixteenth day of February, in the year of our Lord one thousand seven hundred and ninety-nine, the said Nicklin and Griffith purchased from the surviving partners of the House of Joseph Anthony and Co. by a contract under the hand and seal of the said firm, a certain ship, called the "America," and engaged to pay, and actually did pay, for the said ship "America," with all her materials, to the surviving partners of the said house of Joseph Anthony and Company, the sum of fifty-eight thousand dollars, in four, five, six, seven, and nine months' equal payments.

That, at the time of said purchase, the said ship "America" was registered at New York, as a ship or vessel of the United States, in the name of Joseph Anthony, then of the city of Philadelphia, merchant, a citizen of the United States, by a temporary register, No. 295, dated the thirtieth day of August, one thousand seven hundred ninety-six.

That it appears, by the evidence produced, that the said Nicklin and Griffith did then, and at all times since, until they were informed to the contrary by Edward Tilghman and Jared Ingersoll, Esquires, some time in the Fall of the year one thousand eight hundred and three, verily believe that the said ship "America" was, in truth and reality, a ship or vessel of the United States, within the meaning of the laws of the United States of America, and bought the said ship as such, and that no person or persons, other than citizens of the United States, were, directly or indirectly, interested or concerned in the ownership of the said ship "America."

That, sometime between the sixteenth day of February, in the year of our Lord one thousand seven hundred ninety-nine, and the fourteenth day of March then next ensuing, the said surviving partners of the said house of Joseph Anthony and Co. executed to the said Nicklin and Griffith a bill of sale for the said ship "America," in common form, which bill of sale is at present mislaid.

That, in consequence of the said purchase, so made, by the said Nicklin and Griffith, the said ship "America" was, agreeably to the laws of the United States, registered as a ship or vessel of the United States, in the names of the said Nicklin and Griffith, to wit, on the fourteenth day of March, in the year of our Lord one thousand seven hundred and ninety-nine; that, sometime after the said fourteenth day of March, one thousand seven hundred and ninety-nine, a certain George W. Bryan, a native citizen of the United States, became, with the said Nicklin and

Griffith, interested in the said ship "America," whereupon the said ship was, in due form of law, registered at Philadelphia, as a ship or vessel of the United States, in the names of the said Philip Nicklin, Robert Eaglesfield Griffith, and G. W. Bryan, to wit, on the tenth day of July, in the year of our Lord one thousand eight hundred, and that the said Nicklin and Griffith, at the time of the purchase of the said ship by them as aforesaid, were, and still are, citizens of the United States of America; that the said George W. Bryan departed this life on or about the eighteenth day of November, in the year of our Lord one thousand eight hundred, and the said Nicklin and Griffith having settled with the representatives of the said George W. Bryan, as well for the interest of the said George in the said ship, as for the other concerns of the said George with the said Nicklin and Griffith, caused the said ship to be registered at Philadelphia, in due form of law, in the names of the said Nicklin and Griffith, as a ship or vessel of the United States, to wit, on the thirty first day of January, in the year of our Lord one thousand eight hundred and one; that, on or about the sixth day of April, in the year of our Lord one thousand seven hundred and ninety-nine, the said ship sailed from the port of Philadelphia for Canton, in China, by the way of Lisbon, and returned to the port of Philadelphia on or about the twenty-sixth day of April, in the year of our Lord one thousand eight hundred; that, on or about the eighth day of July, in the year of our Lord one thousand eight hundred, the said ship sailed from the port of Philadelphia, on a voyage to London, and returned to Philadelphia, on or about the seventh day of November, in the year of our Lord one thousand eight hundred; that, on or about the ninth day of February, in the year of our Lord one thousand eight hundred and one, the said ship sailed from the port of Philadelphia, on a voyage to Liverpool, and returned to the port of Philadelphia on or about the sixteenth day of July, in the year last mentioned; that, on or about the first day of December, in the same year, the ship sailed from the port of Philadelphia to the river Plate, and after proceeding from thence to Bordeaux, returned to the port of Philadelphia on the second day of September last; that, previously to the time when the said ship "America" was so as aforesaid registered at New York, in the name of Joseph Anthony, the said ship was really and in truth a ship or vessel of the United States, agreeably to the laws of the United States, built in the State of New York, in the year of our Lord one thousand seven hundred and eighty-eight, duly registered at New York, in the names of, and owned by, Gouverneur and Kemble, merchants of the city of New York, and citizens of the United States of America; that, at the time when the said ship was registered at New York, in the name of Joseph Anthony, as aforesaid, a certain Joseph Coulon, then an alien, and not a citizen of the United States, was interested and concerned in, and the real and true owner of, the said ship; the purchase of the same having been made by the said Joseph Anthony to the use and for and on account of the said Joseph Coulon; that, while the said ship was on her last voyage, some time in the Fall of the year one thousand eight hundred and three, on being informed by Edward Tilghman and Jared Ingersoll, Esquires, that the said Joseph Coulon was interested and concerned in, and the real and true owner of, the said "America," at the time when the said ship was registered at New York, as aforesaid, in the name of said Joseph Anthony, the said Nicklin and Griffith communicated to the deputy collector of the port of Philadelphia, fully and fairly, all the said facts respecting the said ship "America," and the fraud, as aforesaid, practised on the revenue laws of the United States, by the said Joseph Anthony and Joseph Coulon, and although the said ship was admitted to an entry by the said deputy collector, the said ship was not considered as a ship or vessel of the United States, but, on the contrary, was deemed by the said deputy collector to have lost her American character, in consequence of the ownership of the said Joseph Coulon, of the said ship, as aforesaid; and the payment of foreign duties and tonnage on the said ship and her cargo hath accordingly been required from the said Nicklin and Griffith.

That the communication so as aforesaid made by the said Edward Tilghman and Jared Ingersoll, to the said Philip Nicklin, of the house of Nicklin and Griffith, that the said Joseph Coulon was in reality the owner of the said ship at the time when the said Nicklin and Griffith purchased the same, was made with the privity and approbation of the surviving partner of Joseph Anthony and Company, with a view that he, the said Philip Nicklin, with his partner, might take such steps as they deemed proper for the preservation of their property in the said ship.

RICHARD PETERS,

Judge Pennsylvania District United States.

22d November, 1804.

To all to whom these presents shall come, I, ALBERT GALLATIN, Secretary of the Treasury of the United States, send greeting:

Whereas a statement of facts, bearing date the 22d day of November, 1804, with the petition of Philip Nicklin and Robert Eaglesfield Griffith, of the city of Philadelphia, merchants, thereto annexed, stating that, by reason of the statute of the United States, entitled "An act in addition to an act, entitled 'An act concerning the registering and recording of ships and vessels,'" the ship "America," the property of the said petitioners, having, during a former period, been the property of a foreigner, had, in consequence thereof, lost the privileges of a vessel of the United States, and praying that she might be restored to the same, has been transmitted to the Secretary of the Treasury by the judge of the United States for the district of Pennsylvania, pursuant to the statute of the United States, entitled "An act to provide for mitigating or remitting the forfeitures, penalties, and disabilities, accruing in certain cases therein mentioned," as, by the said statement of facts and petition, remaining in the Treasury Department of the United States, may fully appear; and whereas I, the said Secretary of the Treasury, have maturely considered the said statement of facts and petition, and also the above mentioned statutes, and it doth appear to my satisfaction that the power vested in the Secretary of the Treasury, of removing disabilities, does not extend to this case: Now, therefore, know ye, that I, the said Secretary of the Treasury, in consideration of the premises, do hereby decide that the said ship "America" cannot, under any existing law, be restored to the privileges of a vessel of the United States; and that she must continue "to be taken and considered, to all intents and purposes, as a foreign vessel."

Given under my hand and seal of office, in the City of Washington, this 18th day of December, in the year of our Lord 1804, and the 29th year of the independence of the United States.

ALBERT GALLATIN,  
Secretary of the Treasury.

TREASURY DEPARTMENT, September 29, 1804.

SIR:

I had the honor to receive your letter of the 26th instant, with the papers, respecting the ship America. I coincide in the opinion of the district attorney, that the forfeiture is barred by the acts of Congress; and I do not, under all the circumstances of the case, consider it proper that suits should be instituted for the recovery of foreign duties, accrued on former voyages, unless where the amount can thereby, directly or indirectly, be recovered from any of the parties to the fraud. But foreign duties must necessarily be required on the last arrival of the vessel, nor can the America be restored to the privileges of a vessel of the United States, except by an act of Congress, unless the case be embraced in the general power given to the Secretary of the Treasury of removing disabilities accruing under the registering act. I have, however, great doubts on that question, which is new to me, and which I cannot decide without further investigation of the subject. If the mode is not expensive, the parties may, nevertheless, apply, without delay, by petition, to the district judge, for that purpose; and, on receiving the statement of facts, such decision shall be had, as, in my opinion, will consist with the legal powers of the Secretary of the Treasury, and with the circumstances of the case. I will only add, that, if the disability may be removed in that manner, the foreign duties accrued, by reason thereof, on the last voyage of the vessel, may also be remitted.

I have the honor to be, respectfully, sir, your obedient servant,

ALBERT GALLATIN.

PETER MUHLENBERG, Esq. Collector, Philadelphia.

9th CONGRESS.]

No. 102.

[1st Session.]

THE CITY OF CHARLESTON AUTHORIZED TO IMPOSE AND COLLECT AN ADDITIONAL TONNAGE DUTY, FOR THE SUPPORT OF A MARINE HOSPITAL.

COMMUNICATED TO THE HOUSE OF REPRESENTATIVES, JANUARY 24, 1806.

*An Act to authorize the City Council of Charleston, with the consent of Congress, to impose and levy a duty on the tonnage of ships and vessels, for the purpose therein mentioned.*

Whereas the City Council of Charleston, by their memorial to the Legislature of this State, have, amongst other things, set forth, that a proposition, authorized by the President of the United States, has been made to the said City Council, to pay over to them the sum of fifteen thousand dollars for building a marine hospital in the vicinity of Charleston, and likewise to pay over to them all the hospital moneys to be collected in the said port, on their taking upon themselves the direction of the said hospital, and defraying all expenses attending the same, which sums the said City Council state to be altogether inadequate for the building and supporting the said hospital, but that, for the reasons in the memorial mentioned, they have, nevertheless, agreed to assume the superintendance, direction, and support, of the said marine hospital, to accept of the sums offered for building and supporting the same, and to rely on the Legislature of this State to pass an act, and on Congress to assent thereto, for authorizing the said City Council to impose and levy a duty on the tonnage of ships and vessels, to supply any deficiency which may arise in building and supporting the said hospital; and the said City Council have, therefore, prayed that an act may be passed authorizing them to impose and levy a duty, not exceeding six cents per ton, on ships and vessels, for the purpose aforesaid:

*Be it therefore enacted by the Senate and House of Representatives now met and sitting in General Assembly, and by the authority of the same,* That, whenever the consent of Congress shall be given to this act, the City Council of Charleston shall be, and they are hereby authorized and empowered to impose and levy a duty, not exceeding six cents per ton, on all ships and vessels of the United States, which shall arrive and be entered in the port of Charleston, from any foreign port or place whatsoever, and a like duty, each time of entry, on all ships and vessels of the United States, not licensed, which shall arrive, and be entered in the said port, with goods, wares, and merchandise, or bound from another State, other than an adjoining State on the sea coast, or on a navigable river, and also a like duty on all ships and vessels which shall be entered in said port, having a licence to trade between the different districts of the United States, or to carry on the bank or whale fisheries, whilst employed therein, to be paid, on the said last mentioned ships and vessels, not more than once a year, which said duty shall be collected and paid in such way and manner as the City Council of Charleston shall direct and appoint, and shall be appropriated by them in supplying any deficiency which may arise, in erecting and supporting an hospital in the vicinity of Charleston, for the reception and relief of sick and disabled seamen.

In the Senate house, December the twenty-first, in the year of our Lord one thousand eight hundred and four, and in the twenty-ninth year of the independence of the United States of America.

JOHN WARD, *President of the Senate.*  
W. C. PINCKNEY, *Speaker House of Representatives.*

SECRETARY'S OFFICE, *Columbia, January 5, 1805.*

I do hereby certify the within to be a true copy, taken from the original law or act, now in this office, and examined by

WILLIAM TAYLOR, *Deputy Secretary of State.*

TREASURY DEPARTMENT, *January 2d, 1806.*

SIR:

I had the honor to receive your letter of the 23d December ult., and beg leave to submit the following information in answer to the queries on the subject of the marine hospital.

1st. The precise situation of the general fund cannot, at this moment, be ascertained, some accounts being yet unsettled, and several not having been rendered. But there is an unexpended surplus, which may be safely estimated as exceeding fifty thousand dollars. That surplus arises altogether from the excess of receipts beyond the expenses, of the ports north of Baltimore; and, although the relief afforded to seamen has, on that account, been extended last year to an additional number of sea ports, it is believed that the receipts and expenses of the whole establishment do now nearly balance one another. The existing surplus is liable to no other immediate deduction than for a sum of 15,000 dollars, which, in conformity with the agreement made with the city of Charleston, is to be applied towards the building of an hospital for that port. The balance, after discharging that expense, will be applicable either to the payment of occasional deficiencies and other contingencies, or to the erection of other hospitals.

2d. Except in the ports of Norfolk and Charleston, the collectors who respectively superintend the hospitals, or apply temporary relief, have not been restricted, in the rule of admission, to seamen in actual service. The general limitation has been, that they should not, in their expenditures, exceed the amount of their receipts. In some instances they have been allowed to expend the whole amount collected in their State; and in New Orleans, where a permanent plan has not yet been adopted, and where the expense is greatly increased, by the circumstance of boatmen coming down the Mississippi, being by law entitled to admission, the collector has been limited to a fixed sum beyond the amount of his receipts. But, finding that no regulation, which merely limited the expenditure, was an efficient restriction in Norfolk and Charleston, the rule of admitting only seamen in actual service, was adopted, partly, indeed, on the representation of one of the collectors, who complained of gross impositions.

3d. The total amount collected from seamen, in Charleston, from 1st September, 1798, to the 31st December, 1804, is

The expenditures for the relief of seamen, in that port, during the same period, amounted to	\$20,678 13
	35,152 66
Making an excess of expense, beyond the receipts, of	\$14,474 53
which has been paid out of the general fund. Even during the year 1804, and under the strict rule of admission above stated, the expense amounted to	4,653 18
And the receipts to only	3,851 48
Making for that year a deficiency of	\$801 70

The causes which give rise to that deficiency, are believed to be of a permanent nature: the result has, for six years, been uniformly the same. The climate of Charleston is, to strangers, more fatal than that of the northern ports, and the expenses of every description, particularly those immediately depending on the price of labor, much

higher. It is ascertained that, in proportion to the number of seamen employed, the number of sick is greater in Charleston than in any port north of it, Norfolk, perhaps, excepted; and, in proportion to the number of sick, the charges of the hospital there have also been uniformly greater.

4th. No directors have been appointed for any of the other marine hospitals; they are all under the superintendence of the collector of the port. In Boston and Norfolk, the buildings are the property of the United States, and in those two ports, as well as in Baltimore and in New Orleans, the expenses of the establishment itself are defrayed by the United States, in the same manner as was done, before the year 1805, in Charleston. In Philadelphia and New York, the city hospitals receive the sick seamen, on payment, by the United States, of three dollars to three dollars and a half per week, which is the most convenient and economical plan of any that has been adopted. In the other ports there is no permanent hospital, and the collectors apply the money placed under their control as cases may occur, by providing for the sick seamen in private families. As the rule, except in New Orleans, is in no case to exceed the amount collected in the State, and in most sea ports, not to exceed the receipts of the port itself, the city of Charleston is, in fact, placed on the same footing with all the other sea ports; for the amount collected, out of the city, in the State, is very trifling; to which must be added, that, exclusively of the sum of 14,474 dollars 53 cents, which, as above stated, has been expended there beyond the receipts of the port, a further sum of 15,000 dollars is, by the agreement entered into with the City Council, to be applied to the erection of an hospital, making in the whole a sum of near 30,000 dollars, paid by seamen in the northern ports, and expended, or to be expended, in Charleston. It would appear unjust, that, in addition to that, such deficiencies as may hereafter take place, should be supplied from funds collected in other ports; and, if that principle was admitted, it would be more eligible for the General Government to leave the superintendence to an officer under their immediate control, than to the City Council of Charleston.

5th. The amount of tonnage duties, collected at Charleston, on American vessels employed in foreign trade, during the year 1804, was as followeth:

On American registered vessels, at the rate of six cents per ton on each entry.	\$3,137 54
On American unregistered vessels, paying foreign duty at the rate of 50 cents per ton, on each entry,	5,566 50
During the same year, the amount paid at Charleston, by coasting vessels owned there, at the rate of 6 cents per ton a year, was only	178 67
And the amount of tonnage duties, on foreign vessels, (at the rate of 50 cents per ton on each entry) was	8,801 97

I have the honor to be, very respectfully, sir, your obedient servant,

ALBERT GALLATIN.

Honorable ROBERT MARION, *Chairman, &c.*

9th CONGRESS.]

No. 103.

[1st Session.]

## BRITISH RESTRICTIONS ON AMERICAN COMMERCE.

COMMUNICATED TO THE SENATE, JANUARY 28, 1806.

The Secretary of State, in compliance with the resolution of the Senate of the 2d March last, directing him to lay before the Senate, at their present meeting, "such laws of Great Britain as impose any higher or greater duties on the exportation of goods, wares, and merchandise, to the United States, than are imposed on similar goods, wares, and merchandise, when exported to the nations of Europe, and, also, to report the amount, in sterling money, of the exports to the United States from Great Britain and Ireland, for the year 1802, 1803, and 1804, on which such duties are charged," has the honor to transmit, herewith, a copy of an act of the British Parliament, passed on the 7th of May, 1802, entitled "An Act for granting to his majesty certain duties on goods imported into, and exported from, Great Britain, and on the tonnage of ships and vessels entering outwards or inwards, in any port of Great Britain, to or from, for foreign ports;" whereby, on every hundred pounds of the value of goods, wares, and merchandise, of the growth, produce, or manufacture, of Great Britain, (except in special cases) when exported to any part of Europe, or to any port or place within the Straits of Gibraltar, a duty of ten shillings is imposed; but, on the same goods, when exported elsewhere (except to countries within the limits of the charters of the East India company) the duty is doubled.

Another act of Parliament, dated on the 4th July, 1803, a copy of which is also herewith transmitted, entitled "An Act for granting to his Majesty, during the present war, and until the ratification of a definitive treaty of peace, additional duties on the importation and exportation of certain goods, wares, and merchandise, and on the tonnage of ships and vessels in Great Britain," imposes one per cent. duty on goods, wares, and merchandise, the growth, produce, or manufacture, of Great Britain, (with certain exceptions) exported to Europe or the Mediterranean, and three per cent. upon such goods, wares, and merchandise, when exported elsewhere, except to countries within the charters of the East India Company.

A table, exhibiting the amount, in sterling money, of the exports from Great Britain to the United States, in the respective years, 1802, 1803, and 1804, on which duties, under the above mentioned acts of Parliament, were payable, and the amount of duties, so paid, is annexed hereto.

It must be observed, that, as from the mode of collecting ad valorem duties in Great Britain, the merchants, generally, deem themselves secure in undervaluing their exports, to the amount of about one-fifth the real value of these exports to the United States, exceeds that given in the table by an equal proportion.

It may also be remarked, that the table does not give the full annual amount of the respective duties of one and three per cent. in any year, except that of 1804, the first mentioned duty not having commenced till the month of May, 1802, nor the other till the month of July, 1803.

The measures taken for complying with the resolution of the Senate, as far as respects the exports to the United States from Ireland, not having been successful, the Secretary of State takes the liberty of annexing a table, showing the value of goods exported in the years 1802, 1803, and 1804, respectively, from that country, and distinguishing the amount subject to duty, which amount, being inconsiderable, a statement of the unfavorable discriminations (if any) against the United States, becomes of less importance.

All which is respectfully submitted.

JAMES MADISON.

DEPARTMENT OF STATE, 27th January, 1806.

*An Act for granting to his Majesty certain duties on goods imported into, and exported from, Great Britain, and on the tonnage of ships and vessels entering outwards or inwards in any port of Great Britain, to or from foreign parts.*

[7th May, 1802.]

**MOST GRACIOUS SOVEREIGN:**

We, your Majesty's most dutiful and loyal subjects, the Commons of the united kingdom of Great Britain and Ireland, in Parliament assembled, towards raising the necessary supplies to defray your Majesty's public expenses, and making a permanent addition to the public revenue of Great Britain, have freely and voluntarily resolved to give and grant unto your Majesty the several new and additional duties hereinafter mentioned; and do therefore most humbly beseech your Majesty that it may be enacted, and be it enacted, by the King's most excellent Majesty, by and with the advice and consent of the Lords spiritual and temporal, and Commons, in this present Parliament assembled, and by the authority of the same, that, from and after the twelfth day of May, one thousand eight hundred and two, there shall be raised, levied, collected, and paid, unto his Majesty, his heirs or successors, upon goods, wares, or merchandise, imported or brought into Great Britain from parts beyond the seas, and upon goods, wares, or merchandise, exported from Great Britain, the several new and additional duties of customs, as the same are respectively inserted, described, and set forth, in figures, in the tables hereunto annexed, marked A, B, C, and D, except as in this act is provided.

2. *And be it further enacted,* That, in all cases where, by the table hereunto annexed, marked A, the new and additional duties of customs, by this act imposed, upon the importation of goods, wares, and merchandise, into Great Britain, are charged, not according to the weight, tale, gauge, or measure, but according to the value thereof, such value shall be taken and considered as the same shall be at the port of importation, without any abatement or deduction whatever, except of so much as the duties payable on the importation thereof, by this or any other act of Parliament shall amount to, and that such value shall be ascertained, except as in this act is provided, by the declaration of the importer or proprietor of such goods, wares, or merchandise, so imported, or of his known agent or factor, in the manner and form, and under all the rules and regulations, and subject to the same forfeitures and penalties, as are prescribed, directed, and imposed, for ascertaining and collecting the duties, to be paid according to the value thereof, by an act passed in the twenty-seventh year of the reign of his present Majesty, entitled "An act for repealing the several duties of customs and excise, and granting other duties in lieu thereof, and for applying the said duties, together with the other duties composing the public revenue; for permitting the importation of certain goods, wares, and merchandise, the produce or manufacture of the European dominions of the French King, into this kingdom; and for applying certain unclaimed moneys remaining in the exchequer, for the payment of annuities on lives, to the reduction of the national debt;" and in case such goods, wares, or merchandise, shall not be valued according to the true and real value thereof, and according to the true intent and meaning of this act, then it shall be lawful for the proper officer or officers of the customs to cause the same to be detained, and the said goods, wares, or merchandise, shall be dealt with, and the proper officers of the customs shall proceed, in every respect, in the manner prescribed in such case by the said recited act.

3. *And be it further enacted,* That if, upon the importation of any goods, wares, or merchandise, on which the new and additional duties of customs, hereby imposed, are charged, in the table hereunto annexed, marked A, according to the value thereof, the importer or proprietor of such goods, wares, or merchandise, his known agent or factor, shall not be able to make an entry of such goods, wares, or merchandise, according to the true and real value thereof, without the same being landed and examined, such importer, proprietor, agent, or factor, shall, upon making oath before the collector or comptroller of the customs at the port of importation, that he is not enabled to ascertain the true and real value thereof, in the manner in this act prescribed, be at liberty to make a deposite sufficient to secure the new and additional duties hereby imposed; and the value of such goods, wares, or merchandise, shall, in such case, as soon as may be after the examination thereof, be ascertained by the declaration of such importer, proprietor, agent, or factor, in the manner, and subject to the rules, regulations, forfeitures, and penalties, in this act directed, and the said new and additional duties shall be paid (except as in this act is provided) before the delivery of such goods, wares, or merchandise; and if the value of any such goods, wares, or merchandise, imported into Great Britain, cannot, after examination thereof, be ascertained, so as to enable the importer or proprietor thereof, or his known agent or factor, to make an entry according to the true intent and real value thereof, without the said goods, wares, or merchandise, being publicly sold, and the same shall be made appear to the satisfaction of the commissioners of his Majesty's customs, or any three or more of them, in England or Scotland, respectively, the said goods, wares, or merchandise, after payment of the duties charged thereon, by any former act or acts of Parliament, in force on, or immediately before, the twelfth day of May, one thousand eight hundred and two, shall and may be delivered for the purpose of being so publicly sold, such deposite being made as aforesaid, and the entry of such goods, wares, or merchandise, shall, in such case, be completed within seven days after such sale, and the new and additional duties hereby imposed shall be paid upon the value thereof, according to the price at which such goods, wares, or merchandise, shall have been so publicly sold, without any abatement or deduction whatever, except of so much as the duties payable on the importation thereof by this or any other act of Parliament shall amount to—such price to be ascertained by the oath of the importer or proprietor of such goods, wares, or merchandise, or of his known agent or factor, before the collector or comptroller of the customs at the port of importation.

4. *Provided, always, and be it further enacted,* That, from and after the twelfth day of May, one thousand eight hundred and two, no wine, which shall have been imported into Great Britain since the first day of October, one thousand eight hundred and one, shall be taken out of any warehouse or place wherein it shall have been deposited and secured, under his Majesty's locks, by virtue of any act or acts of Parliament, in force on, or immediately before, the passing of this act, for the purpose of being used or consumed in Great Britain, unless and until the new and additional duties of customs, by this act imposed, shall have been paid to the proper officer of the customs.

5. *And be it further enacted,* That, in cases where, by the table hereunto annexed, marked B, the new and additional duties of customs, hereby imposed, upon goods, wares, and merchandise, imported by the united company of merchants of England, trading to the East Indies, are charged not according to the weight, tale, gauge, or measure, but according to the value thereof, such value shall be ascertained by the gross price at which such goods, wares, or merchandise, shall be sold at public sales of the said company; and the said new and additional duties shall be paid thereon as the same are inserted, described, and set forth, in the said table marked B.

6. *Provided, always, and be it further enacted,* That the new and additional duties of customs, hereby imposed upon goods, wares, and merchandise, imported by the said united company of merchants of England trading to the East Indies, shall be due and payable upon all such goods, wares, and merchandise, as shall, from and after the twelfth day of May, one thousand eight hundred and two, be sold at the public sales of the said company; and shall be paid or secured in such manner, and at such times, and subject to such rules, regulations, and restrictions, as are prescribed and directed, with respect to the payment of any former duties imposed by any act or acts of Parliament, in force on, or immediately before, the twelfth day of May, one thousand eight hundred and two, upon such goods, wares, and merchandise, respectively, imported by the said company.

7. *And be it further enacted,* That the value of all goods, wares, and merchandise, imported or brought into Great Britain, and condemned as prize, and on which the new and additional duties of customs are by this act imposed, and charged in the table hereunto annexed, marked A, not according to the weight, tale, gauge, or measure, but according to the value thereof, shall be ascertained by the gross price at which such goods, wares, or merchandise, shall be publicly sold, without any deduction or abatement whatever.

8. *Provided, always, and be it further enacted,* That nothing in this act shall extend, or be construed to extend, to charge with the new and additional duties of customs, hereby imposed on goods, wares, and merchandise, imported into Great Britain, the following articles, videlicet:



Bullion, or foreign coin, of gold or silver.

Fresh fish, British, taken and imported in British built ships or vessels, owned, navigated, and registered, according to law.

Turbots and lobsters, however taken or imported.

Corn or grain.

Flax, rough or undried.

Sugar.

Cinnamon, cloves, mace, and nutmegs; and furs and skins of the produce of, and imported from, any British colony or plantation in America.

Sheep's wool.

Spanish wool.

Tobacco, coffee, cocoa nuts, or rice, imported and warehoused, unless and until such tobacco, coffee, cocoa nuts, or rice, shall be taken out of such warehouse for the purpose of being used or consumed in Great Britain; in which case the said new and additional duties shall be paid to the proper officer of the customs, before such tobacco, coffee, cocoa nuts, or rice, shall be delivered out of such warehouse for the purpose of being so used or consumed.

Goods, wares, and merchandise, of the growth, produce, or manufacture, of Ireland, imported directly from thence into Great Britain.

Goods, wares, or merchandise, imported into Great Britain from Hudson's Bay, by the Hudson's Bay Company.

Goods, wares, or merchandise, of the growth, produce, or manufacture, of the Islands of Guernsey, Jersey, Alderney, Sark, or Man, imported into Great Britain directly from the said islands, respectively, in case such goods, wares, or merchandise, were allowed by any act or acts of Parliament, in force on, or immediately before, the passing this act, to be imported without the payment of any customs or other duties, except such excise or other duty as is now, or shall hereafter, for the time being, be due and payable for the like goods of the growth, produce, or manufacture, of Great Britain; subject, nevertheless, to all the rules, regulations, restrictions, penalties, and forfeitures, to which the same are liable when imported from the said islands, without payment of the customs or other duties as aforesaid, under the authority of any act or acts of Parliament in force on, or immediately before, the passing of this act.

Goods, wares, or merchandise, being of the growth and produce of any foreign colony, island, or plantation, in America, and imported into Great Britain directly from any such colony, island, or plantation, in any British built ship or vessel, owned, navigated, and registered, according to law, or in any ship or vessel belonging to any of the subjects of the United States of America, or of any other country or place in amity with his Majesty; provided such goods, wares, and merchandise, shall be permitted to be landed and warehoused in Great Britain, by virtue of, and under the authority of, any order or orders of his Majesty in council: *Provided, also*, That in case any such goods, wares, or merchandise, shall be taken out of any such warehouse for the purpose of being used or consumed in Great Britain, the said new and additional duties shall be paid to the proper officer of the customs, before any such goods, wares, or merchandise, shall be delivered out of any such warehouse, for the purpose of being so used or consumed.

Articles of provision, which shall be permitted to be entered and landed in Great Britain, without payment of any duty of customs, by virtue and under the authority of any order or orders of his Majesty in council.

9. *Provided, also, and be it further enacted*, That it shall and may be lawful for the importer, proprietor, or consignee of any fish, oil, blubber, seal skins, or other produce of the British Newfoundland fishery, imported into Great Britain, directly from the island of Newfoundland, to give bond to his Majesty, his heirs and successors, with one sufficient surety, in the penalty of treble the amount of the supposed or estimated duty on such fish, oil, or other produce as aforesaid, with condition that such fish, oil, or other produce of the said fishery, shall be duly exported from Great Britain, or that the new and additional duties of customs by this act imposed on the importation thereof, shall be paid within twelve calendar months from the date of such bond; which bond shall be taken by the collector of the customs at the port of importation, who is hereby authorized and required to take such bond.

10. *And be it further enacted*, That, in all cases where, by the table hereunto annexed, marked C, the new and additional duties of customs, by this act imposed upon the exportation of goods, wares, and merchandise, from Great Britain, are charged, not according to the weight, tale, gauge, or measure, but according to the value thereof, such value shall be taken and considered as the same shall be at the port of exportation, without any deduction or abatement whatever, except of so much as the duties of customs and excise paid or payable by this or any other act of Parliament, on any such goods, wares, or merchandise, shall amount to; and that such value shall be ascertained, (except as in this act is provided) by the declaration of the exporter or proprietor of such goods, wares, and merchandise, or of his known agent or factor, in the manner and form, and under all the rules and regulations, and subject to the same forfeitures and penalties, as are prescribed, directed, and imposed, for ascertaining and collecting the duties to be paid, according to the value thereof, by the said recited act, passed in the twenty-seventh year of the reign of his present Majesty; and in case such goods, wares, or merchandise, shall not be valued according to the true intent and meaning of this act, then it shall be lawful for the proper officer or officers of the customs to cause the same to be detained, and the said goods, wares, or merchandise, shall be dealt with, and the proper officers of the customs shall proceed, in every respect, in the manner prescribed in such case by the said recited act.

11. *And be it further enacted*, That if, at the time of making the entry for the exportation of any goods, wares, or merchandise, on which the new and additional duties of customs, hereby imposed, are charged in the table hereunto annexed, marked C, according to the value thereof, the exporter or proprietor of such goods, wares, or merchandise, so entered for exportation, his known agent or factor, shall not be able to ascertain the true and real value thereof, such exporter, proprietor, agent, or factor, shall, upon making oath thereof before the collector or comptroller of the customs at the port of exportation, be permitted to ship and export such goods, wares, or merchandise, upon giving bond to his Majesty, his heirs and successors, with one sufficient surety, in treble the amount of the supposed or estimated duty on the value of such goods, wares, or merchandise, conditioned for the payment of the new and additional duties hereby imposed, within three months, according to the true and real value thereof, to be ascertained in the manner herein before directed, and for producing the invoice and bills of parcels and such other documents as shall be required by the commissioners of his Majesty's customs, or any three or more of them, in England and Scotland, respectively, in case the production thereof shall be thought necessary by the said commissioners, respectively, for the purpose of ascertaining the true and real value of such goods, wares, or merchandise, so exported as aforesaid.

12. *Provided always, and be it further enacted*, That nothing in this act shall extend, or be construed to extend, to charge with the new and additional duties of customs, hereby imposed on goods, wares, and merchandise, exported from Great Britain, the following articles, that is to say:

Bullion.

Goods, wares, or merchandise, exported from Great Britain to Ireland.

Goods, wares, or merchandise, exported to Hudson's Bay by the Hudson's Bay Company.

Goods, wares, or merchandise, exported from Great Britain to the Isle of Man, by virtue and under the authority of any licence which the commissioners of his Majesty's customs, in England or Scotland, or any three or more of them, respectively, are, or may be, by law, authorized and empowered to grant.

Cotton yarn, or other cotton manufactures, being of the manufacture of Great Britain.

Any sort of craft, food, victuals, clothing, or other goods, fit and necessary for the British fishery, established in the island of Newfoundland, or for the use and support of the mariners or other persons employed on board the vessel, or on shore, in carrying on the said fishery, exported from Great Britain to the said island.

13. *And be it further enacted*, That, if any exporter or proprietor of any goods, wares, or merchandise, entered for exportation, his known agent or factor, shall knowingly and fraudulently make any false declaration of the value of any such goods, wares, or merchandise, after the same shall have been allowed to be shipped for exportation, every such

exporter, proprietor, or factor, shall, for every such offence, forfeit a sum equal to the true and real value of all such goods, wares or merchandise.

14. *Provided, always, and be it further enacted,* That the fees due and payable by law, at and immediately before the twelfth day of May, one thousand eight hundred and two, upon any entry or cocquet, inwards or outwards, shall not be demanded or taken by or for the use of any officer of his Majesty's customs, for any additional entry required to be made on account of the new and additional duties imposed by this act.

15. *Provided also, and be it further enacted,* That no bond to be taken in pursuance of this act, shall be chargeable with any of the duties upon stamped vellum, parchment, or paper; any law or statute to the contrary notwithstanding.

16. *And be it further enacted,* That, in case any goods, wares, or merchandise, upon which the said new and additional duties of customs are hereby imposed, shall be detained by any officer of the customs, on account of the same not being valued according to the true and real value thereof, and according to the true intent and meaning of this act, it shall and may be lawful for the commissioners of his Majesty's customs in England, for the time being, or any four or more of them, and the commissioners of his Majesty's customs in Scotland, for the time being, or any three or more of them, upon proof being made, to their satisfaction, that no fraud was intended, to direct the entry to be amended upon such terms and conditions as, under the circumstances of the case, shall appear to the said commissioners of the customs, in England and Scotland, respectively, to be reasonable, and as they shall think fit to direct: *Provided, always,* That if the importer, exporter, or proprietor of such goods, wares, or merchandise, shall accept the terms or conditions prescribed by the said commissioners of the customs, respectively, such importer, exporter, or proprietor shall not have or be entitled to any recompense or damage, on account of the detention of such goods, wares, or merchandise, or have or maintain any action whatever for the same; any law, custom, or usage, to the contrary notwithstanding.

17. *And be it further enacted,* That, from and after the twelfth day of May one thousand eight hundred and two, there shall be raised, levied, collected, and paid, unto and for the use of his Majesty, his heirs and successors, the several duties on ships and vessels, according to the tonnage thereof, entering outwards or inwards, at any port within Great Britain, to or from foreign parts, as the same are respectively inserted, described, and set forth, in figures, in the table hereunto annexed, marked D, except as in this act is provided.

18. *Provided, always, and be it enacted,* That nothing in this act shall extend, or be construed to extend, to charge with the duty of tonnage by this act imposed, any ship or vessel employed in the fisheries on the coast of Great Britain, and not entering outwards for foreign parts.

19. *And be it further enacted,* That the several duties of tonnage hereby imposed on ships and vessels entering outwards or inwards, to or from foreign parts, shall be paid to the proper officer appointed to receive the same, each and every voyage any such ship or vessel shall so enter outwards or inwards at any port within Great Britain; and that the tonnage of every such ship or vessel, being British built, or British owned, shall be computed and taken according to the register thereof, under the provisions of an act, passed in the twenty-sixth year of his present Majesty's reign, entitled "An act for the further increase and encouragement of shipping and navigation;" and that the tonnage of every other ship or vessel, in case of any doubt or dispute relative thereto, shall be ascertained by admeasurement, in the mode and manner prescribed and directed by the said act.

20. *And be it further enacted,* That no ship or vessel, upon which tonnage duty by this act imposed is due and payable, shall be permitted to be cleared inwards in any port of Great Britain, unless the said tonnage duty shall have been first duly paid to the proper officer of the customs appointed to receive the same; and in case such duty shall not be paid within thirty days from the report of any ship or vessel arriving from foreign parts, it shall and may be lawful for the commissioners of his Majesty's customs in England, for the time being, or any four or more of them, or for the commissioners of his Majesty's customs in Scotland, for the time being, or any three or more of them, if they shall think fit, to cause such ship or vessel, and her masts, tackle, apparel, and furniture, to be detained, and afterwards sold publicly to the best bidder, and the produce thereof to be applied, first, to the charges that shall arise by such detention and sale, next to the tonnage duty imposed by this act, and the overplus to be paid to the proprietors of such ship or vessel, or other person duly authorized by such proprietor to receive the same; and that it shall not be lawful for the collector or other officer of the customs, at any port in Great Britain, to permit any ship or vessel to be entered outwards for foreign parts, or any cocquet or entry to pass for any goods, wares, or merchandise, to be shipped on board any such ship or vessel, unless the tonnage duty, hereby imposed on such ship or vessel, shall have been first duly paid.

21. *Provided, always,* That nothing in this act shall extend, or be construed to extend, to charge the tonnage duty, hereby imposed on any British built ship or vessel, or any ship or vessel owned by British subjects, which is not required to be registered by any act or acts of Parliament, in force on, or immediately before, the passing of this act, or on any ship or vessel whatever, which shall enter outwards or inwards, in ballast only.

22. *And be it further enacted,* That such of the new and additional duties of customs, and of the duties of tonnage, by this act imposed, as shall arise in that part of Great Britain called England, shall be under the management of the commissioners of the customs in England, for the time being, and such thereof as shall arise in that part of Great Britain called Scotland, shall be under the management of the commissioners of the customs in Scotland, for the time being.

23. *And be it further enacted,* That the new and additional duties of customs, hereby imposed, shall and may be managed, ascertained, raised, levied, collected, answered, paid, secured, and recovered, in such and the like manner, and in and by any and either of the ways, means, or methods, by which any of the duties of customs on goods, wares, or merchandise, imposed and payable by the said herein before recited act, passed in the twenty-seventh year of the reign of his present Majesty, or by any other act or acts of Parliament, in force on, or immediately before, the passing of this act, were, or might be managed, ascertained, raised, levied, collected, answered, paid, secured, and recovered; and the goods, wares, or merchandise, so by this act made chargeable with the said new and additional duties of customs, shall be, and the same are hereby, made subject and liable to all and every the conditions, regulations, rules, restrictions, penalties, and forfeitures, to which any goods, wares, or merchandise, upon which any duties of customs are imposed and payable, were subject and liable, by any act or acts of Parliament, in force on, or immediately before, the passing of this act; and all and every pain, penalty, fine, or forfeiture, for any offence whatever, committed against, or in breach of, any act or acts of Parliament, in force on, or immediately before, the passing of this act, made for securing the revenue of customs, or for the regulation or improvement thereof, and the several clauses, powers, and directions, therein contained, shall, and are hereby directed and declared to extend to, and shall be respectively applied, practised, and put in execution for, and in respect of, the new and additional duties of customs hereby charged, as far as the same are applicable thereto, in as full and ample a manner, to all intents and purposes whatever, as if all and every the said acts, clauses, provisions, powers, directions, pains, penalties, and forfeitures, were particularly repeated and re-enacted in the body of this present act.

24. *And be it further enacted,* That all the moneys arising by the new and additional duties of customs and the duties of tonnage, imposed by this act, (the necessary charges of raising and accounting for the same excepted) shall, from time to time, be paid into the receipt of his Majesty's exchequer, distinctly and apart from all other branches of the public revenues; and that there shall be provided and kept, in the office of the auditor of the said receipt of exchequer, a book or books, in which all the moneys arising from the said respective duties, and paid into the said receipt, as aforesaid, shall be entered, separate and apart from all other moneys paid and payable to his Majesty, his heirs and successors, upon any account whatever; and the said moneys, so paid into the said receipt, shall be carried to, and made part of, the consolidated fund of Great Britain.

25. *And be it further enacted,* That all the moneys arising from the duties by this act imposed shall be deemed a permanent increase to the public revenue of Great Britain, for the purpose of defraying any increased charge occasioned by any loan to be made, or stock to be created, by authority of any act of Parliament, passed, or to be passed, in this session of Parliament, or of supplying any deficiency in the consolidated fund of Great Britain, by occasion of any act passed, or to be passed, in this session of Parliament, for repealing the duties on income, and charging the annuities now charged on the said duties, so repealed, on the said consolidated fund.

26. *And be it further enacted,* That, if any action or suit shall be brought or commenced against any person or persons, for any thing done in pursuance of this act, such action or suit shall be commenced within three calendar months next after the fact committed, and not afterwards, and shall be laid in the county or place where the cause of complaint did arise, and not elsewhere; and the defendant or defendants, in every such action or suit, may plead the general issue, and give this act and the special matter in evidence at any trial to be had thereupon; and, if the jury shall find for the defendant or defendants, in any such action or suit, or if the plaintiff or plaintiffs shall be nonsuited, or discontinue his, her, or their action or suit, after the defendant or defendants shall have appeared, or if, upon demurrer, judgment shall be given against the plaintiff or plaintiffs, the defendant or defendants shall have treble costs, and have the like remedy for the same as any defendant hath in any other cases to recover costs by law.

27. *And be it further enacted,* That this act may be varied, altered, or repealed, by any act or acts to be made in this present session of Parliament.

## TABLES TO WHICH THIS ACT REFERS.

## TABLE A.

*A table of new and additional duties of customs, payable on Goods, the Wares, and Merchandise, therein enumerated or described, imported or brought into Great Britain, not being imported by the United Company of Merchants of England, trading to the East Indies.*

	INWARDS.	DUTY.	
		£	s. d.
Adiantum Nigrum, the hundred pounds,	-	0	3 8
Agaric, the pound,	-	0	0 2
Alkanet Root, the hundred pounds,	-	0	1 8
Alkermes Syrup, the pound,	-	0	0 2
Almonds, Bitter, the hundred weight,	-	0	2 3
Almonds, Jordan, the hundred weight,	-	0	7 0
Almonds of any other sort, the hundred weight,	-	0	3 0
Aloes, Epatica, the hundred pounds,	-	0	3 8
Aloes, Succotrina, the hundred pounds,	-	0	4 10
Alum, the hundred weight,	-	0	2 6
Alum, viz: Rock, the hundred weight,	-	0	1 1
Amber, rough, the hundred pounds,	-	0	7 0
Anacardium, the hundred pounds,	-	0	1 0
Anchor Stocks. See Wood.			
Anchovies, the barrel, containing 16 pounds of fish,	-	0	1 6
Angelica Root, the hundred pounds,	-	0	1 10
Annotto, the hundred pounds,	-	1	1 8
Antimonium, crudum, the hundred weight,	-	0	1 6
Antimonium, preparatum, the hundred pounds,	-	0	4 6
Apples, the bushel,	-	0	0 3
Apples, dried, the bushel,	-	0	0 6
Aqua Fortis, the hundred weight,	-	0	3 3
Argol, the hundred weight,	-	0	2 3
Aristolochia, the hundred pounds,	-	0	3 6
Arrow Root, the hundred pounds,	-	0	9 0
Arsenic, the hundred weight,	-	0	2 3
Asarum Root, the hundred pounds,	-	0	4 6
Ashes, Pearl, the hundred weight,	-	0	1 6
Ashes, Pot, the hundred weight,	-	0	1 6
Ashes, Soap, the hundred weight,	-	0	0 10
Ashes, Weed, the hundred weight,	-	0	0 10
Ashes, Wood, the hundred weight,	-	0	0 10
Asphaltus, the hundred pounds,	-	0	10 0
Assafœtida, the hundred pounds,	-	0	5 6
Balls, washing, the hundred pounds,	-	0	4 5
Balks. See Wood.			
Balsam, Artificial, the pound,	-	0	0 3
Balsam, Canada, the pound,	-	0	0 2
Balsam Copaivæ, the pound,	-	0	0 4
Balsam, natural, the pound,	-	0	0 1
Barilla, the hundred weight,	-	0	1 10
Bark, Cortex Peruvianus, or Jesuit's Bark, the hundred pounds,	-	0	10 0
Bark, Oak, the hundred weight,	-	0	0 3
Basket Rods, the bundle, not exceeding three feet in circumference at the band,	-	0	0 2
Baskets, Hand, the dozen,	-	0	0 3
Battens. See Wood.			
Bayberries, the hundred weight,	-	0	1 0
Beads, Amber, the pound,	-	0	1 1
Beads, Coral, the pound,	-	0	4 6
Beech Quarters. See Wood.			
Beer or Ale, the barrel of 32 gallons,	-	0	1 2
Beer, Spruce, the barrel of 32 gallons,	-	0	3 4
Bees Wax. See Wax.			
Bell Metal, the hundred weight,	-	0	3 9
Birds, Singing, the dozen,	-	0	1 6
Blacking, the hundred weight,	-	0	2 3
Blubber. See Oil.			
Boards. See Wood.			
Bonnets. See Hats.			
Books, bound, the hundred weight,	-	0	11 4
Books, unbound, the hundred weight,	-	0	5 8
Botargo, the pound,	-	0	0 2
Bottles, Glass, the dozen quarts,	-	0	0 2
Bottles, Stone, the dozen quarts,	-	0	0 6
Boxwood. See Wood.			
Boxes, nest, the groce, containing 12 dozen nests, each nest containing 8 boxes,	-	0	2 3
Boxes, Pill, the groce, containing 12 dozen nests, each nest containing 4 boxes,	-	0	1 6
Boxes, Sand, the groce, containing 12 dozen boxes,	-	0	0 5
Brandy. See Spirits.			
Brazil Wood. See Wood.			

TABLE A—Continued. INWARDS.

	<i>Duty.</i>
	£ s. d.
Brazilletto Wood. See Wood.	
Brimstone, the hundred weight, - - - - -	0 1 0
Bristles, dressed, the dozen pounds, - - - - -	0 3 8
Bristles, rough or undressed, the dozen pounds, - - - - -	0 0 6
Brooms, Whisk, the dozen, - - - - -	0 0 3
Bugle, great, the hundred pounds, - - - - -	0 8 4
Bugle, small, the hundred pounds, - - - - -	0 10 6
Bullrushes, the load, containing 63 bundles; - - - - -	0 2 4
Burrs, for millstones, the hundred, - - - - -	0 19 6
Cables, tarred or untarred, the hundred weight, - - - - -	0 2 4
Cam Wood. See Wood.	
Cambogium, or Gutta Gambia, the hundred pounds, - - - - -	0 10 10
Camphire, refined, the pound, - - - - -	0 0 2
Camphire, unrefined, the pound, - - - - -	0 0 2
Candles, Tallow, the hundred weight, - - - - -	0 2 1
Candles, Wax, the hundred pounds, - - - - -	0 10 0
Canes, Reed, the thousand, - - - - -	0 4 3
Cantharides, the pound, - - - - -	0 0 9
Capers, the hundred pounds, - - - - -	0 4 2
Cardemoms, the hundred pounds, - - - - -	0 10 0
Carpets, Turkey, containing 4 yards square, or upwards, the carpet, - - - - -	0 6 8
Carpets Turkey, containing less than 4 yards square, the carpet, - - - - -	0 5 0
Carrabe, the pound, - - - - -	0 0 1
Casks, empty, the ton, - - - - -	0 0 10
Cassia, Fistula, the hundred weight, - - - - -	0 1 8
Cassia, Lignea, the hundred pounds, - - - - -	0 10 0
Castoreum, the pound, - - - - -	0 0 3
Caviar, the hundred weight, - - - - -	0 2 4
Cheese, the hundred weight, - - - - -	0 1 0
Cherries, the hundred weight, - - - - -	0 3 4
Cider, the ton, containing 252 gallons, - - - - -	0 11 0
Cinnamon, the pound, - - - - -	0 0 5
Cloves, the pound, - - - - -	0 0 3
Cochineal, the pound, - - - - -	0 0 10
Cocoa Nuts, the hundred weight, - - - - -	0 3 4
Coculus Indiæ, the pound, - - - - -	0 0 2
Coffee, the hundred weight, - - - - -	0 4 0
Coloquintida, the pound, - - - - -	0 0 2
Colors for painters, the pound, - - - - -	0 0 2
Comfits, the pound, - - - - -	0 1 0
Copper, Ore, the hundred weight, - - - - -	0 0 8
Copper, part wrought, the hundred weight, - - - - -	0 11 0
Copper, unwrought, the hundred weight, - - - - -	0 4 3
Copper Wire. See Wire.	
Copperas, green, the hundred weight, - - - - -	0 0 3
Copperas, white, the hundred weight, - - - - -	0 1 10
Coral, in fragments, the pound, - - - - -	0 0 2
Coral, whole, polished, the pound, - - - - -	0 3 6
Coral, whole, unpolished, the pound, - - - - -	0 1 9
Cordage, the ton, containing twenty hundred weight, - - - - -	1 6 0
Cork, the hundred weight, - - - - -	0 0 9
Corks, ready made, the groce, containing 12 dozen, - - - - -	0 0 1
Cortex, Elætheriæ, the hundred weight, - - - - -	0 1 6
Cortex Limonum, the hundred pounds, - - - - -	0 1 3
Cortex Simarouba, the pound, - - - - -	0 0 2
Cortex, Winteranus, the hundred pounds, - - - - -	0 6 0
Cotton Wool. See Wool.	
Cotton Yarn. See Yarn.	
Cowitch, the pound, - - - - -	0 0 1
Cream of Tartar, the hundred weight, - - - - -	0 4 0
Crystal, in broken pieces, for physical uses, the pound, - - - - -	0 0 2
Currants, the hundred weight, - - - - -	0 1 6
Dates, the hundred weight, - - - - -	0 4 4
Daucus Creticus, the pound, - - - - -	0 0 2
Deals. See Wood.	
Diptamus Leaves, the pound, - - - - -	0 0 2
Down, the hundred pounds, - - - - -	0 7 10
Earthen Ware, Brickstones, the thousand, - - - - -	0 0 8
Earthen Ware, Galley Tiles, the hundred feet, - - - - -	0 1 0
Earthen Ware, Pan Tiles, the thousand, - - - - -	0 2 10
Earthen Ware, Paving Tiles, the thousand, - - - - -	0 3 0
Ebony. See Wood.	
Eels, the ship load, - - - - -	2 17 8
Eleborus, the hundred pounds, - - - - -	0 2 1
Elephant's Teeth, the hundred weight, - - - - -	0 18 0
Essence of Lemons, the pound, - - - - -	0 0 3
Euphorbium, the hundred pounds, - - - - -	0 2 0
Feathers, Ostrich, dressed, the pound, - - - - -	1 2 0
Feathers, Ostrich, undressed, the pound, - - - - -	0 3 7
Feathers for beds, the hundred weight, - - - - -	0 6 5
Fechia Brugiatæ, the hundred weight, - - - - -	0 1 3
Fenugreek, the hundred weight, - - - - -	0 0 10
Figs, the hundred weight, - - - - -	0 2 3
Fir Quarters. See Wood.	
Fire Wood. See Wood.	
Flores Chamæmeli, the hundred pounds, - - - - -	0 3 4
Frankincense, the hundred weight, - - - - -	0 1 0
Furriers' Waste, the hundred weight, - - - - -	0 6 9
Fustic. See Wood.	
Galbanum, the pound, - - - - -	0 0 2
Galls, the hundred weight, - - - - -	0 5 0

TABLE A—Continued. INWARDS.

	<i>Duty.</i>
	£ s. d.
Geneva. See Spirits.	
Gentian, the hundred pounds,	0 2 2
Ginger, the hundred weight,	0 1 10
Ginger, green, the pound,	0 0 2
Ginseng, the hundred pounds,	0 6 0
Glass, broken, the hundred weight,	0 0 4
Glover's clippings, the hundred weight,	0 1 6
Glue, the hundred weight,	0 2 0
Guinea grains, the hundred pounds,	0 2 2
Guinea pepper, the hundred pounds,	0 2 4
Gum animi, the hundred pounds,	0 5 6
Gum Arabic, the hundred weight,	0 3 8
Gum ammoniac, the hundred weight,	0 13 0
Gum copal, the hundred pounds,	0 9 0
Gum elemi, the hundred pounds,	0 9 0
Gum guaiac, the hundred pounds,	0 8 4
Gum opoponax, the pound,	0 0 5
Gum sandrake, the hundred weight,	0 2 10
Gum senega, the hundred weight,	0 5 10
Gum tragacanth, the pound,	0 0 2
Hair, cow or ox, the hundred weight,	0 1 10
Hair, goat's, the pound,	0 0 2
Hair, horse, the hundred pounds,	0 10 0
Hair, human, the pound,	0 0 3
Handspikes. See Wood.	
Harts' Horns, the hundred,	0 5 2
Hats or bonnets, bast or straw, the dozen,	0 0 4
Hats or bonnets, chip, cane, or horse hair, the dozen,	0 0 4
Hemp, rough or undressed, the ton, containing twenty hundred weight,	1 3 2
Hermodactylus, the pound,	0 0 1
Hides, cow or ox, in the hair, the piece,	0 0 6
Hides, horse, in the hair, the piece,	0 0 6
Hides, Indian, undressed, the piece,	0 0 5
Hides, loth, the hundred pounds,	0 10 0
Hides, Muscovy or Russia, tanned, the pound,	0 0 1
Hones, the hundred,	0 2 0
Honey, the barrel, containing 42 gallons,	0 11 0
Hoops for coopers. See Wood.	
Horn tips, the hundred,	0 0 6
Horns of cows or oxen, the hundred,	0 1 4
Horses, mares, or geldings, each,	0 11 0
Incle, unwrought, or short spinnel, the pound,	0 0 1
Incle, wrought, the dozen pounds,	0 3 8
Indigo of the produce of any British colony or plantation, the hundred pounds,	0 18 0
Indigo of the produce of any part of the United States of America, the hundred pounds,	0 12 0
Indigo of the produce of any other country or place, the hundred pounds,	1 7 0
Ink for printers, the hundred weight,	0 2 10
Ireos, the hundred weight,	0 1 6
Iron, in bars or unwrought, the ton, containing twenty hundred weight,	0 13 0
Iron, cast, the ton, containing twenty hundred weight,	0 6 6
Iron hoops, the hundred weight,	0 1 6
Iron ore, the ton, containing twenty hundred weight,	0 1 10
Iron pig, the ton, containing twenty hundred weight,	0 4 6
Iron slit or hammered into rods, and iron drawn or hammered less than three-fourths of an inch square, the ton, containing twenty hundred weight,	0 12 5
Isinglass, the hundred pounds,	0 7 0
Juice of lemons, the ton, containing two hundred and fifty-two gallons,	0 15 6
Juice of limes, the gallon,	0 0 2
Juniper Berries, the hundred weight,	0 1 0
Kelp, the ton, containing twenty hundred weight,	0 4 6
Knees, of oak. See Wood.	
Lace, bone, of thread, the dozen yards,	0 14 0
Lampblack, the hundred weight,	0 2 6
Lathwood. See Wood.	
Latten, Shaven, the hundred weight,	0 6 0
Lavender Flowers, the hundred pounds,	0 1 8
Lead, Black, the hundred weight,	0 0 9
Lead, Red, the hundred weight,	0 1 0
Lead, White, the hundred weight,	0 1 3
Leaves of Roses, the hundred pounds,	0 3 0
Lemons, the thousand,	0 3 10
Lignumvitæ. See Wood.	
Linen, Cambrics and French Lawns, the half piece, containing six ells and a half,	0 1 8
Canvass, Hessens or Dutch Barras, the 120 ells,	0 2 9
Packing, (Guttings, Spruce, Elbing, or Queensborough, the 120 ells,	0 1 10
Damask Napkining, of Silesia making, the yard,	0 0 2
Tabling of Silesia making, the yard,	0 0 4
Napkining, of the manufacture of France or Holland, the yard,	0 0 2
Tabling, of the manufacture of France or Holland, the yard,	0 0 3
Diaper Napkining, of Silesia making, the yard,	0 0 1
of the manufacture of Holland, the yard,	0 0 1
Tabling, of Silesia making, the yard,	0 0 3
Drillings and Pack duck, the 120 ells,	0 6 0
Flanders and Holland, plain, not exceeding one ell and one-eighth in breadth, the 120 ells,	0 17 4
German, Switzerland, East country, (except Russia) and Silesia Cloth, plain, viz:	
not above 31½ inches in breadth, the 120 ells,	0 3 8
above 31½ inches in breadth, and not exceeding 36 inches, the 120 ells,	0 8 0
above 36 inches in breadth, the 120 ells,	0 12 4
Hinderlands, brown, under 22½ inches in breadth, the 120 ells,	0 2 4
Lawns, Silesia, and all other lawns, plain, (except French lawns) not bleached in Holland, the piece, not exceeding 8 yards in length,	0 0 5

TABLE A—Continued. INWARDS.

	Duty. £. s. d.
Linen, Lawns, Silesia, and all other, plain, (except French) bleached in Holland, the piece, not exceeding 8 yards in length,	0 0 7
Towelling and Napking, plain, of the manufacture of Russia, not exceeding 22½ inches in breadth, the 120 ells,	0 2 3
Russia Narrow Linen, plain, not otherwise enumerated, not exceeding 22½ inches in breadth, the 120 ells,	0 1 8
Linen Cloth and Diaper, exceeding 22½ inches in breadth, and not exceeding 31½ inches, the 120 ells,	0 4 4
Linen Cloth and Diaper, exceeding 31½ inches in breadth, and not exceeding 36 inches, the 120 ells,	0 6 2
Linen Cloth and Diaper, exceeding 36 inches in breadth, and not exceeding 45 inches the 120 ells,	0 7 6
Linen Cloth and Diaper, exceeding 45 inches in breadth, the 120 ells,	0 13 0
Sail Cloth, the 120 ells,	0 7 2
Liquorice Root, the hundred weight,	0 2 8
Logwood. See Wood.	
Lupines, the hundred weight,	0 0 6
Lutestrings or Catlings, the groce, containing 12 dozen knots,	0 0 9
Mace, the pound,	0 1 2
Madder, mull, the hundred weight,	0 0 4
Madder of any other sort, the hundred weight,	0 2 8
Madder Roots, the hundred weight,	0 2 9
Mahogany. See Wood.	
Manna, the hundred pounds,	0 7 0
Maps, each,	0 0 1
Marmelade, the pound,	0 0 2
Mastic, white, the hundred pounds,	0 11 0
Masts. See Wood.	
Mats of Russia, the hundred,	0 2 3
Matting, the yard,	0 0 1
Melasses, the hundred weight,	0 1 3
Mercury Sublimate, the pound,	0 0 3
Metal Leaf, the hundred packets,	0 2 0
Morels, the pound,	0 0 3
Moss, Rock, the ton, containing 20 hundred weight.	0 15 10
Mum, the barrel, containing 32 gallons,	0 2 10
Myrrh, the hundred pounds,	0 9 0
Necklaces of Glass, the groce, containing twelve bundles or dickers, each bundle or dicker containing 12 necklaces,	0 1 6
Nicaragua Wood. See Wood.	
Nutmegs, the pound,	0 1 2
Nuts, Chesnut, the bushel,	0 0 4
Nuts, small, the bushel,	0 0 7
Oaker, the bushel,	0 0 5
Oakum, the hundred weight,	0 0 6
Oak Plank. See Wood.	
Oars. See Wood.	
Oil, of Almonds, the hundred pounds,	0 3 0
Oil, Anniseed, the pound,	0 0 7
Oil, Bay, the hundred weight,	0 5 10
Oil, Carraway, the pound,	0 0 3
Oil, Castor, the gallon,	0 0 9
Oil, Chemical, not otherwise enumerated, the pound,	0 0 4
Oil, Cinnamon, the pound,	0 1 0
Oil, Cloves, the pound,	0 2 0
Oil, Hemp seed, the ton, containing 252 gallons,	1 6 0
Oil, Juniper, the hundred pounds,	0 10 0
Oil, Linseed, the ton, containing 252 gallons,	1 19 0
Oil, Nutmeg, the pound,	0 3 0
Oil, Olive, ordinary, the ton, containing 252 gallons,	2 4 8
Oil, Origanum, the hundred pounds,	1 0 0
Oil, Palm, the hundred weight,	0 1 4
Oil, Perfumed, not otherwise enumerated, the pound,	0 0 4
Oil, Petroleum, the pound,	0 0 1
Oil, Rhodium, the pound,	0 6 0
Oil, Rosemary, the pound,	0 0 2
Oil, Sallad, the hundred gallons,	1 1 8
Oil, Spermaceti, the ton, containing 252 gallons,	2 12 8
Oil, Spike, the pound,	0 0 2
Oil, Thyme, the pound,	0 0 2
Oil of Turpentine, the hundred pounds,	0 1 6
Oil of Vitriol, the hundred pounds,	0 1 10
Oil, train or blubber, viz:	
Oil blubber of Newfoundland, ton, containing 252 gallons,	0 4 3
Oil blubber, not of Newfoundland, the ton, containing 252 gallons,	0 13 6
Oil, train, fish oil, or oil of seals, or other creatures living in the seas, not otherwise enumerated or described, the ton, containing 252 gallons,	1 0 3
Olibanum, or incense, the hundred weight,	0 2 3
Olives, the hogshead, containing 63 gallons,	1 0 4
Onions, the bushel,	0 0 3
Opium, the pound,	0 0 6
Oranges, the thousand,	0 4 4
Orange flower water, the gallon,	0 0 4
Orchella, the hundred weight,	0 5 0
Orpiment, the hundred weight,	0 7 3
Orsedew, the dozen pounds,	0 1 10
Pearl barley, or barley hulled, the hundred weight,	0 0 9
Pears, the bushel,	0 1 2
Pears, dried, the bushel,	0 0 4
Pepper, viz: long pepper, the hundred pounds,	0 4 0

TABLE A—Continued. INWARDS.

	<i>Duty.</i>
	£. s. d.
Pickles, the gallon,	0 0 3
Pictures, viz: of four feet square, or upwards, the picture,	2 8 0
Pictures, of two feet square, and under four feet square, the picture,	1 12 0
Pictures, under two feet square, the picture,	0 16 0
Pimento, the hundred pounds,	0 2 2
Pistachia nuts, the hundred pounds,	0 2 0
Pitch, the last, of twelve barrels, each barrel containing 31½ gallons,	0 3 8
Pix, Burgundy, the hundred weight,	0 0 9
Plaster of Paris, the hundred pounds,	0 0 1
Plate, viz: of gold, wrought, the ounce Troy,	0 5 10
Plate of silver, ungilt, the ounce Troy,	0 0 3
Plate of silver, part gilt, the ounce Troy,	0 0 4
Plate of silver, gilt, the ounce Troy,	0 0 5
Platters. See Wood.	
Plums, dried, the hundred pounds,	0 6 0
Polypodium, the pound,	0 0 1
Pomegranate Peels, the hundred weight,	0 3 6
Pomegranates, the thousand,	0 8 4
Pots, melting pots, for goldsmiths, the hundred,	0 1 2
Powder of brass, for japanning, the pound,	0 0 3
Powder, hair, the hundred weight,	0 4 3
Prints, paper, the piece,	0 0 3
Prunelles, the pound,	0 0 3
Prunes, the hundred weight,	0 2 6
Quicksilver, the pound,	0 0 2
Quills, viz:—Goose quills, the thousand,	0 0 3
Quills, Swan, the thousand,	0 4 8
Radix Conrayerva, the pound,	0 0 2
Radix Ipecacuana, the pound,	0 0 4
Radix, Seneca, the pound,	0 0 1
Radix, Serpentaria, the pound,	0 0 1
Rags, fit only to make paper, the ton, containing 20 hundred weight,	0 15 9
Raisins, Denia, the hundred weight,	0 1 4
Raisins, Faro, the hundred weight,	0 1 5
Raisins, Lexia, the hundred weight,	0 1 10
Raisins, Lipra, or Belvidere, the hundred weight,	0 1 5
Raisins, Smyrna, the hundred weight,	0 0 10
Raisins, of the sun, the hundred weight,	0 2 9
Raisins not otherwise enumerated or described, the hundred weight,	0 1 4
Red Wood. See Wood.	
Rhubarb, the pound,	0 0 8
Rice, the hundred weight,	0 0 8
Rosin, the hundred weight,	0 0 4
Rum. See Spirits.	
Saccarum Saturni, the hundred pounds,	0 4 10
Safflower, the hundred weight,	0 4 10
Saffron, the pound,	0 1 3
Sal Ammoniac, the pound,	0 0 1
Sal Succini, the pound,	0 0 2
Sal Tartari, the pound,	0 0 1
Salop, the pound,	0 0 2
Salt, the wey, containing 140 bushels,	0 1 0
Saltpetre, the hundred weight,	0 2 4
Sarsaparilla, the hundred pounds,	0 6 0
Sassafras, the hundred weight,	0 0 8
Sausages, the pound,	0 0 1
Scamony, the pound,	0 0 9
Scoops, of wood. See Wood.	
Seahorse teeth, the pound,	0 0 2
Seeds, Anniseed, the hundred weight,	0 2 3
Seed, Canary, the hundred weight,	0 2 10
Seed, Carraway, the hundred weight,	0 0 9
Seed, Clover, the hundred weight,	0 2 9
Seed, Coriander, the hundred weight,	0 0 10
Seed, Cummin, the hundred weight,	0 1 6
Seed, Fennel, the hundred pounds,	0 3 0
Seed, Garden, the hundred pounds,	0 4 10
Seed, Hemp, the quarter, of eight bushels,	0 0 5
Seed, Linseed, the bushel,	0 0 3
Seed, Lucern, the hundred weight,	0 3 0
Seed, Mustard, the hundred weight,	0 0 6
Seed, Onion, the hundred weight,	0 5 0
Seed, Rape, the quarter, containing eight bushels,	0 1 5
Sena, the pound,	0 0 2
Shruff, the hundred weight,	0 2 8
Shovels, of wood. See Wood.	
Shumack, the hundred weight,	0 0 10
Silk, knubs or husks, the pound, containing 16 ounces,	0 0 1
Raw, of Turkey, the pound, containing 16 ounces,	0 0 7
Raw, of any other country, the pound, containing 16 ounces,	0 0 8
Thrown, the pound, containing 16 ounces,	0 0 9
Waste, the pound, containing 16 ounces,	0 0 2
Wrought, viz. Crapes or Tiffanies, the pound, containing 16 ounces,	0 1 3
Skins, Badger, undressed, the piece,	0 0 2
Bear, black, undressed, the piece,	0 1 0
white, undressed, the piece,	0 1 0
Beaver, undressed, the piece,	0 0 3
Calabar, or Squirrel, undressed, the timber, of forty skins,	0 0 9
Calf, undressed, the dozen,	0 1 2
tanned, the pound,	0 0 1

TABLE A—Continued. INWARDS.

	<i>Duty.</i>
	£ s. d.
Skins, Cat, undressed, the 100 skins, - - - - -	0 2 3
Coney, undressed, the dozen, - - - - -	0 0 2
Deer, undressed, the skin, - - - - -	0 0 2
Deer, Indian, half dressed, the skin, - - - - -	0 0 2
Dogfish, undressed, the dozen, - - - - -	0 1 0
Elk, undressed, the skin, - - - - -	0 0 7
Ermine, undressed, the timber, containing forty skins, - - - - -	0 1 6
Fisher, undressed, the piece, - - - - -	0 0 2
Fitches, undressed, the timber, of forty skins, - - - - -	0 1 8
Fox, (not black) undressed, the skin, - - - - -	0 0 3
Goat, undressed, the dozen, - - - - -	0 1 8
tanned, the dozen, - - - - -	0 3 4
Hare, undressed, the 120, - - - - -	0 3 0
Kid, undressed, the hundred skins, - - - - -	0 3 10
dressed, the hundred skins, - - - - -	0 3 10
Lamb, undressed, in the wool, the 120, - - - - -	0 3 10
dressed in alum, the hundred skins, - - - - -	0 3 0
Slink Lamb, in the wool, the 120, - - - - -	0 0 8
Leopard, undressed, the piece, - - - - -	0 1 1
Lion, undressed, the piece, - - - - -	0 0 5
Marten, undressed, the timber, containing forty skins, - - - - -	0 4 4
Mink, undressed, the timber, containing forty skins, - - - - -	0 11 6
Otter, undressed, the piece, - - - - -	0 0 6
Panther, undressed, the piece, - - - - -	0 1 1
Raccoon, undressed, the hundred skins, - - - - -	0 10 10
Seal, undressed, the skin, - - - - -	0 0 2
Sheep, undressed, in the wool, the dozen, - - - - -	0 0 5
dressed in oil, the dozen, - - - - -	0 0 2
otherwise dressed, the dozen, - - - - -	0 0 8
Squirrel. See Calabar Skins.	
Swan, undressed, the piece, - - - - -	0 0 3
Tiger, undressed, the piece, - - - - -	0 1 3
Weasel, undressed, the 120, - - - - -	0 2 8
Wolf, undressed, the piece, - - - - -	0 0 6
Smalts, the hundred pounds, - - - - -	0 4 10
Snuff, the pound, - - - - -	0 0 1
Soap, Hard, the hundred weight, - - - - -	0 2 6
Spars. See Wood.	
Spirits, Brandy, the gallon, - - - - -	0 0 3
Geneva, the gallon, - - - - -	0 0 2
Rum, the hundred gallons, - - - - -	0 18 0
Spirits, not otherwise enumerated or described, the gallon, - - - - -	0 0 3
Sponges, the pound, - - - - -	0 0 4
Squilla, the hundred weight, - - - - -	0 0 4
Starch, the hundred weight, - - - - -	0 1 3
Staves. See Wood.	
Stavesacre, the hundred weight, - - - - -	0 4 8
Steel, Gad, the hundred weight, - - - - -	0 2 0
Steel, Long, the hundred weight, - - - - -	0 1 10
Stock Fish, the hundred and twenty, - - - - -	0 0 3
Stones, Basons, Tables, Mortars, and other polished marble, the superficial foot, - - - - -	0 0 4
Blocks of Marble, the solid foot, - - - - -	0 1 1
Dog, not exceeding four feet in diameter, above six inches, and under twelve inches in thickness, the last, containing three pair, - - - - -	0 6 4
Emery, the ton, containing twenty hundred weight, - - - - -	0 2 0
Grave, of marble, polished, the foot square, superficial measure, - - - - -	0 0 10
of marble, unpolished, the foot square, superficial measure, - - - - -	0 0 2
not of marble, the foot square, superficial measure, - - - - -	0 6 2
Mill, above four feet in diameter, or, if twelve inches in thickness, or upwards, the piece, - - - - -	0 12 1
Paving, of marble, rough or polished, the foot square, superficial measure, - - - - -	0 0 1
not of marble, the hundred feet square, superficial measure, - - - - -	0 1 0
Pumice, the ton, containing twenty hundred weight, - - - - -	1 9 2
Quern, large, three feet, and not above four feet in diameter, and not exceeding six inches in thickness, the last, containing three pair, - - - - -	0 4 10
Quern, small, under three feet in diameter, and not exceeding six inches in thickness, the last, containing three pair, - - - - -	0 2 5
Slates, in frames, the dozen, - - - - -	0 0 3
Whetstones, the hundred, - - - - -	0 0 4
Storax Calamita, the pound, - - - - -	0 0 1
Storax Liquidâ, the pound, - - - - -	0 0 2
Sturgeon, the keg, - - - - -	0 0 8
Succades, the pound, - - - - -	0 0 2
Succus Liquoritiæ, the hundred weight, - - - - -	0 3 6
Tails, Martens', undressed, the hundred, - - - - -	0 0 1
Tallow, the hundred weight, - - - - -	0 1 10
Tamarinds, the hundred weight, - - - - -	0 1 0
Tar, the last, containing twelve barrels, each barrel not exceeding thirty-one and a half gallons, - - - - -	0 2 11
Terras, the bushel, - - - - -	0 0 2
Thread, Bridge's, the dozen pounds, - - - - -	0 7 10
Thread, Sisters', the pound, - - - - -	0 1 11
Timber. See Wood.	
Tobacco, the hundred pounds, - - - - -	0 3 0
Tortoise Shell, the pound, - - - - -	0 0 5
Tow, the ton, containing twenty hundred weight, - - - - -	0 13 9
Trays, of wood. See Wood.	
Treenails. See Wood.	
Truffles, the pound, - - - - -	0 0 3
Tubs, of wood. See Wood.	
Turmeric, the hundred pounds, - - - - -	0 2 9
Turpentine, common, the ton, containing twenty hundred weight, - - - - -	6 2 0



TABLE A—Continued. INWARDS.

	Duty.	
	£	s. d.
Twist, for band strings, the dozen knots, - - - - -	0	0 3
Valonia, the hundred weight - - - - -	0	0 11
Varnish, the hundred weight, - - - - -	0	0 9
Verdigris, common, the hundred pounds, - - - - -	0	8 2
Verdigris, chrystalized, the hundred pounds, - - - - -	0	9 0
Vermillion, the pound, - - - - -	0	0 4
Vinegar, the ton, containing 252 gallons, - - - - -	1	19 8
Vinelloes, the pound, - - - - -	0	0 10
Umber, the hundred weight, - - - - -	0	0 7
Wainscot logs. See Wood.		
Walnuts, the bushel, - - - - -	0	0 4
Water, Pyrmont, the dozen bottles, or flasks, not exceeding three pints, - - - - -	0	0 4
Wax, Bees, white, or manufactured, the hundred weight, - - - - -	0	7 3
Wax, Bees, unmanufactured, the hundred weight, - - - - -	0	5 9
Weld, the hundred weight, - - - - -	0	0 10
Whale fins, the hundred weight, - - - - -	0	1 9
Wine, French, the ton, containing 252 gallons, - - - - -	4	4 0
Madeira, the ton, containing 252 gallons, - - - - -	3	3 0
Rhenish, German, Hungary, the ton, containing 252 gallons, - - - - -	4	14 6
Spanish, Portugal, and all other Wines, not otherwise enumerated, the ton, 252 gallons, - - - - -	2	2 0
Wire, Brass or Copper, the hundred weight, - - - - -	0	10 6
Wire, Virginal, of Brass or Copper, the hundred weight, - - - - -	0	12 0
Wire, Virginal, of Iron, the hundred weight, - - - - -	0	9 0
Wood, green, the hundred weight, - - - - -	0	0 10
Wood, Thoulouse, the hundred weight, - - - - -	0	1 0
Wood, Anchor Stocks, imported from any part of Europe, the piece, - - - - -	0	0 8
Balks, imported from any part of Europe, five inches square, and under eight inches square, or, if twenty-four feet in length, or upwards, the 120, - - - - -	1	11 0
under five inches square, and under twenty-four feet in length, the 120, - - - - -	0	8 9
Battens, imported from any part of Europe, eight feet in length, and not exceeding twenty feet in length, not above seven inches in width, and not exceeding 2½ inches in thickness, the 120, - - - - -	0	6 8
exceeding twenty feet in length, not above seven inches in width, or, if exceeding 2½ inches in thickness, the 120, - - - - -	0	13 4
Batten Ends, imported from any part of Europe, under eight feet in length, not above seven inches in width, and not exceeding 2½ inches in thickness, the 120, - - - - -	0	2 6
under eight feet in length, not above seven inches in width, and exceeding 2½ inches in thickness, the 120, - - - - -	0	5 8
Beech Quarters, imported from any part of Europe, under five inches square, and under twenty-four feet in length, the 120, - - - - -	0	5 4
Boards imported from any part of Europe, Clap, not exceeding five feet three inches in length, and under eight inches square, the 120, - - - - -	0	7 10
Oak, under two inches in thickness, and under fifteen feet in length, the 120, - - - - -	0	7 4
under two inches in thickness, and if fifteen feet in length or upwards, the 120, - - - - -	0	14 8
Paling, hewed on one side, and not exceeding seven feet in length, the 120, - - - - -	0	1 6
hewed on one side, and exceeding seven feet in length, the 120, - - - - -	0	3 8
Pipe, above five feet three inches in length, and not exceeding eight feet in length, and under eight inches square, the 120, - - - - -	0	12 3
Scale, the hundred weight, - - - - -	0	0 7
Wainscot, the inch or foot, containing twelve feet in length, and one in thickness, - - - - -	0	0 4
Box, the ton, containing twenty hundred weight, - - - - -	0	19 3
Brazil, the ton, containing twenty hundred weight, - - - - -	2	17 6
Brazilleto, the ton, containing twenty hundred weight, - - - - -	0	10 3
Cam, the ton, containing twenty hundred weight, - - - - -	1	3 4
Deals imported from any part of Europe, above seven inches in width, exceeding 20 feet in length, and not exceeding four inches in thickness, the 120, - - - - -	2	15 0
above seven inches in width, exceeding twenty feet in length, and exceeding four inches in thickness, the 120, - - - - -	4	14 2
above seven inches in width, being eight feet in length, and not above twenty feet in length, and not exceeding 3½ inches in thickness, the 120, - - - - -	0	11 3
not above ten feet in length, and not exceeding 1½ inches in thickness, the 120, - - - - -	0	5 0
Deal Ends, imported from any part of Europe, above seven inches in width, being under eight feet in length, and not exceeding 3½ inches in thickness, the 120, - - - - -	0	4 8
above seven inches in width, being under eight feet in length, and exceeding 3½ inches in thickness, the 120, - - - - -	0	6 8
Ebony, the ton, containing twenty hundred weight, - - - - -	0	12 9
Fire, imported from any part of Europe, the fathom, six feet wide, and six feet high, - - - - -	0	0 7
Fustic, the hundred weight, - - - - -	0	0 9
Handspikes, imported from any part of Europe, under seven feet in length, the 120, - - - - -	0	1 4
seven feet in length, or upwards, the 120, - - - - -	0	1 4
Hoops, for coopers, imported from any part of Europe, the 1000, - - - - -	0	1 4
Knees of Oak, imported from any part of Europe, five inches square, and under eight inches square, the 120, - - - - -	0	11 5
under five inches square, the 120, - - - - -	0	2 5
Lathwood, imported from any part of Europe, in pieces under five feet in length, the fathom, six feet wide, and six feet high, - - - - -	0	3 9
in pieces five feet in length, or upwards, the fathom, six feet wide, and six feet high, - - - - -	0	5 6
Lignumvitæ, the ton, containing twenty hundred weight, - - - - -	0	6 8
Logwood, the ton, containing twenty hundred weight, - - - - -	0	5 6
Mahogany, the ton, containing twenty hundred weight, - - - - -	0	13 0
Masts imported from any part of Europe, six inches in diameter, and under eight inches, the mast, - - - - -	0	0 8
eight inches in diameter, and under twelve inches, the mast, - - - - -	0	1 4
twelve inches in diameter, or upwards, the load, containing fifty cubic feet, - - - - -	0	7 7
of the produce of, and imported from, any part of the United States of America, six inches in diameter, and under eight inches, the mast, - - - - -	0	0 8
eight inches in diameter, and under twelve inches, the mast, - - - - -	0	1 4
twelve inches in diameter, or upwards, the load, containing fifty cubic feet, - - - - -	0	7 7
Nicaragua, the ton, containing twenty hundred weight, - - - - -	0	16 0
Oak Plank imported from any part of Europe, two inches in thickness, or upwards, the load, containing fifty cubic feet, - - - - -	0	6 8
Oars imported from any part of Europe, the 120, - - - - -	0	13 9

TABLE A—Continued. INWARDS.

	Duty.	
	£	s. d.
Wood, Platters, imported from any part of Europe, the dozen, - - - - -	0	0 3
Red or Guinea wood, the ton, containing twenty hundred weight, - - - - -	1	6 0
Scoops imported from any part of Europe, the dozen, - - - - -	0	0 2
Shovels imported from any part of Europe, the dozen, - - - - -	0	0 2
Spars imported from any part of Europe, under twenty-two feet in length, and under four inches in diameter, exclusive of the bark, the 120, - - - - -	0	4 3
Spars twenty-two feet in length, or upwards, and under four inches in diameter, exclusive of the bark, the 120, - - - - -	0	8 7
four inches in diameter, and under six inches, exclusive of the bark, the 120, - - - - -	0	17 10
six inches in diameter, or upwards. See masts.		
Staves imported from any part of Europe viz.		
not exceeding thirty-six inches in length, not above three inches in thickness, and not exceeding seven inches in breadth, the 120, - - - - -	0	1 9
above thirty-six inches in length, and not exceeding fifty inches in length, not above three inches in thickness, and not exceeding seven inches in breadth, the 120, - - - - -	0	3 5
above fifty inches in length, and not exceeding sixty inches in length, not above three inches in thickness, and not exceeding seven inches in breadth, the 120 - - - - -	0	4 9
above sixty inches in length, and not exceeding seventy-two inches in length, not above three inches in thickness, and not exceeding seven inches in breadth, the 120, - - - - -	0	6 4
above seventy-two inches in length, not above three inches in thickness, and not exceeding seven inches in breadth, the 120, - - - - -	0	6 4
of the produce of, and imported from, any part of the United States of America, viz.		
not exceeding thirty-six inches in length, not above three inches in thickness, and not exceeding seven inches in breadth, the 120, - - - - -	0	0 9
above thirty-six inches in length, and not exceeding fifty inches in length, not above three inches in thickness, and not exceeding seven inches in breadth, the 120, - - - - -	0	0 9
above fifty inches in length, and not exceeding sixty inches in length, not above three inches in thickness, and not exceeding seven inches in breadth, the 120, - - - - -	0	1 3
above sixty inches in length, and not exceeding seventy-two inches in length, not above three inches in thickness, and not exceeding seven inches in breadth, the 120, - - - - -	0	1 8
above seventy-two inches in length, not above three inches in thickness, and not exceeding seven inches in breadth, the 120, - - - - -	0	2 2
Timber, viz.		
Fir timber, viz.		
eight inches square, and not exceeding ten inches square, of the growth of Norway, and imported directly from thence, the load, containing fifty cubic feet, - - - - -	0	1 8
exceeding ten inches square, of the growth of Norway, and imported directly from thence, the load, containing fifty cubic feet, - - - - -	0	2 0
eight inches square, or upwards, imported from any other part of Europe, the load, containing fifty cubic feet, - - - - -	0	2 2
Oak timber imported from any part of Europe, viz.		
eight inches square, or upwards, the load, containing fifty cubic feet, - - - - -	0	4 6
Oak timber, the produce of, and imported from, any part of the United States of America viz.		
eight inches square, or upwards, the load, containing fifty cubic feet, - - - - -	0	3 4
Trays, of Wood, the shock, containing sixty - - - - -	0	0 5
Treenails, the thousand - - - - -	0	2 0
Tubs, of wood, the dozen, - - - - -	0	0 4
Wainscot logs, imported from any part of Europe, viz.		
eight inches square, or upwards, the load, containing fifty cubic feet, - - - - -	0	7 9
Wool, viz.		
Cotton wool, of the growth or production of Turkey, the hundred pounds, - - - - -	0	7 10
of the growth or production of any part of the United States of America, the hundred pounds, - - - - -	0	7 10
of the growth or production of any of the British colonies or plantations, the hundred pounds, - - - - -	0	10 6
of the growth or production of any other country or place, the hundred pounds, - - - - -	0	15 0
Hare's wool, the hundred pounds, - - - - -	0	2 9
Wormseed, the pound, - - - - -	0	0 1
Yarn, viz.		
Cotton yarn, the hundred pounds, - - - - -	0	8 5
Mohair yarn, the pound, - - - - -	0	0 3
Yellow berries, the hundred weight, - - - - -	0	5 0
Zedoaria, the pound, - - - - -	0	0 1
All other goods, wares, or merchandise, whatever, not herein particularly enumerated or described, not being imported by the united company of merchants of England trading to the East Indies (except such goods, wares, and merchandise, which, by any special provision in this act, are exempt from the duty hereby imposed, for every hundred pounds of the true and real value thereof, - - - - -	3	12

TABLE B.

*A table of new and additional duties of customs payable on the goods, wares, and merchandise, therein enumerated or described, imported into Great Britain by the united company of merchants of England trading to the East Indies.*

INWARDS.	DUTY. £. s. d.
Calicoes, viz. plain white calicoes; dimity, viz. plain white dimity; muslins, plain; Nankeen cloth; muslins or white calicoes, flowered or stitched; cotton manufactures, not otherwise enumerated or described; and all goods, wares, and merchandise, prohibited to be worn or used in Great Britain, imported for exportation only; for every hundred pounds, of the true and real value thereof, according to the gross price at which such goods shall have been sold at the public sales of the united company of merchants of England trading to the East Indies, without any deduction therefrom, except so much as the duties of customs due and payable on such goods, respectively, shall amount to,	3 12 0
Indigo, for every hundred pounds of the true and real value thereof, according to the gross price at which it shall have been sold at the public sales of the united company of merchants of England trading to the East Indies,	3 12 0
Cotton Wool, for every hundred pounds of the true and real value thereof, according to the gross price at which it shall have been sold at the public sales of the united company of merchants of England trading to the East Indies,	4 16 0
Coffee, the hundred weight,	0 4 0
Cocoa nuts, the hundred weight,	0 3 4

TABLE C.

*A table of new and additional duties of customs payable on the exportation from Great Britain of the goods, wares, and merchandise, therein enumerated or described.*

OUTWARDS.	DUTY. £. s. d.
Goods, wares, and merchandise, of the growth, produce, or manufacture, of Great Britain, (except such goods, wares, and merchandise, which by any special provision of this act are exempt from the duty hereby imposed) exported to any part of Europe, or to any port or place within the straits of Gibraltar, for every hundred pounds of the true and real value thereof,	0 10 0
Goods, wares, and merchandise, of the growth, produce, or manufacture, of Great Britain (except such goods, wares, and merchandise, which by any special provision in this act are exempt from the duty hereby imposed) exported to any port or place whatever, not being in Europe, or within the Straits of Gibraltar, or within the limits of the charters granted to the united company of merchants of England trading to the East Indies, for every hundred pounds of the true and real value thereof,	1 0 0

TABLE D.

*A table of Tonnage Duties payable on Ships and Vessels entering outwards or inwards, (except in ballast) in any port of Great Britain, to or from foreign parts.*

TONNAGE DUTY.	£. s. d.
For every ton burthen of every ship or vessel entering outwards or inwards, (except in ballast) to or from the Islands of Guernsey, Jersey, Sark, Alderney, and Man, the Greenland seas, and the Southern whale fishery,	0 0 6
For every ton burthen of every ship or vessel entering outwards or inwards, (except in ballast) to or from any port or place within the straits of Gibraltar,	0 1 0
For every ton burthen of every ship or vessel entering outwards or inwards, (except in ballast) to or from any port or place in Russia, or within the Baltic sea,	0 1 0
For every ton burthen of every ship or vessel entering outwards or inwards, (except in ballast) to or from any other port or place in Europe,	0 1 0
For every ton burthen of every ship or vessel entering outwards or inwards, (except in ballast) to or from any port or place within the limits of the charters granted to the united company of merchants of England trading to the East Indies,	0 3 0
For every ton burthen of every ship or vessel entering outwards or inwards, (except in ballast) to or from the Cape of Good Hope,	0 2 6
For every ton burthen of every ship or vessel entering outwards or inwards, (except in ballast) to or from any port or place in Africa, not otherwise enumerated or described,	0 1 0
For every ton burthen of every ship or vessel entering outwards or inwards, (except in ballast) to or from the island of Newfoundland, the islands of Cape Breton and St. John, and the coast of Labrador,	0 0 6
For every ton burthen of every ship or vessel entering outwards or inwards, (except in ballast) to or from any port or place in the United States of America, any British island, colony, or plantation, in America, or any other part of America not otherwise described,	0 1 0

In all cases in which any goods, wares, or merchandise, are charged in any or either of the schedules, according to the weight, tale, gauge, or measure, the duties granted by this act shall be estimated and charged in proportion upon any greater or less quantity than that specified.

*An act for granting to his Majesty, during the present war, and until the ratification of a definitive treaty of peace, additional duties on the importation and exportation of certain goods, wares, and merchandise, and on the tonnage of ships and vessels in Great Britain.* [4th July, 1863.]

**MOST GRACIOUS SOVEREIGN:**

We, your Majesty's most dutiful and loyal subjects, the Commons of the united kingdom of Great Britain and Ireland, in Parliament assembled, towards raising the supplies to defray the expenses of the just and necessary war in which your Majesty is engaged, have freely and voluntarily resolved to give and grant to your Majesty the several new and additional duties hereinafter mentioned; and do therefore most humbly beseech your Majesty that it may be enacted, and be it enacted by the King's most excellent Majesty, by and with the advice and consent of the Lords spiritual and temporal, and Commons, in this present Parliament assembled, and by the authority of the same, that, from and after the fifth day of July, one thousand eight hundred and three, there shall be raised, levied, collected, and paid, unto his Majesty, his heirs and successors, in ready money, (except as hereinafter is provided) without any discount whatever, upon goods, wares, or merchandise, imported or brought into Great Britain from parts beyond the seas, and upon goods, wares, or merchandise, exported from Great Britain, and upon goods, wares, or merchandise, brought or carried coastwise, or from port to port, within Great Britain, and upon ships or vessels, according to the tonnage thereof, entering inwards or outwards, at any port within Great Britain, the several new and additional duties of customs as the same are respectively inserted, described, and set forth, in figures, in the tables hereunto annexed, marked A, B, and C; and that there shall also be paid or allowed, the several drawbacks of the said duties of customs, as the same are also respectively inserted, described, and set forth, in figures, in the said table, marked A; any law, custom, or usage, to the contrary notwithstanding.

2. *Provided, also, and be it further enacted,* That the new and additional duties of customs, granted by this act, shall not be charged or payable on any wine, on any tea, or on any fir timber, eight inches square and not exceeding ten inches square, of the growth of Norway, and imported directly from thence, nor on any deals above seven inches in width, being eight feet in length, and not above ten feet in length, and not exceeding one inch and a half in thickness, nor on any military stores exported by the united company of merchants of England trading to the East Indies.

3. *And be it further enacted,* That the several and respective new and additional duties of customs, by this act granted on goods, wares, and merchandise, shall be charged and payable on all goods, wares, and merchandise, (other than and except such as shall have been or shall be imported by the united company of merchants of England trading to the East Indies) which shall not have been entered, and on which the duties of customs due and payable thereon, on or before the said fifth day of July, shall not have been paid or secured by bond, notwithstanding such goods, wares, and merchandise, may have been imported into Great Britain on or before the said fifth day of July.

4. *Provided, always, and be it further enacted,* That the new and additional duties of customs, granted by this act, on the importation of any goods, wares, and merchandise, into Great Britain, (other than and except such as have been or shall be imported by the united company of merchants of England trading to the East Indies) shall not be charged or payable on any such goods, wares, or merchandise, in case the whole of the duties of customs, due thereon at the time of importation, shall have been secured by bond on or before the said fifth day of July.

5. *Provided, always, and be it further enacted,* That the new and additional duties of customs, granted by this act, on goods, wares, and merchandise, (other than and except such as shall have been imported by the united company of merchants of England trading to the East Indies) shall be charged and payable on all goods, wares, and merchandise, imported into Great Britain, which shall have been warehoused, and shall remain on the said fifth day of July in warehouses under his Majesty's locks, in pursuance or by the authority of any act or acts of Parliament in force on, or immediately before, the said fifth day of July, although such goods, wares, or merchandise, may have been imported before the said fifth day of July: *Provided, always,* That such duties shall not be charged or payable on any such goods, wares, or merchandise, unless and until any such goods, wares, or merchandise, shall be taken out of any such warehouse for the purpose of being used or consumed in Great Britain.

6. *And be it further enacted,* That the new and additional duties of customs, granted by this act, upon goods, wares, and merchandise, imported by the said united company of merchants of England trading to the East Indies, as the same are described and set forth in figures in the table hereunto annexed, marked B, shall be due and payable upon all such goods, wares, and merchandise, (tea and wines excepted) as shall, from and after the said fifth day of July, be sold at the public sales of the said company; and shall be paid or secured in such manner, and at such times, and subject to such rules, regulations, and restrictions, as are prescribed and directed with respect to the payment of any former duties of customs upon such goods, wares, and merchandise, respectively: *Provided, also,* That the said new and additional duties of customs shall be due and payable on all goods, wares, and merchandise, imported by the said united company, which shall remain in the warehouses of the said company, on the said fifth day of July, and which shall not have been sold at the public sales of the said company, notwithstanding such goods, wares, and merchandise, may have been imported into Great Britain before the said fifth day of July.

7. *And be it further enacted,* That, in all cases where the whole or any part of the duties of customs due on the importation or exportation of any goods, wares, and merchandise, are permitted to be secured by bond, by virtue of any act or acts of Parliament, in force at the time of such importation or exportation, the new and additional duties of customs, granted by this act, may, in like manner, and under the same rules, regulations, restrictions, and conditions, be permitted to be secured by bond: *Provided, always,* That nothing in this act contained shall extend, or be construed to extend, to charge with the new or additional duties of customs, hereby granted, any bullion, or any goods, wares, or merchandise, exported from Great Britain to the Isle of Man, by virtue and under the authority of any licence which the commissioners of his Majesty's customs in England or Scotland, or any three or more of them, respectively, are or may be by law authorized and empowered to grant, nor any cotton yarn, or other cotton manufacture, being of the manufacture of Great Britain, nor any refined sugar or molasses, nor any sort of craft, food, victuals, clothing, or implements or materials fit and necessary for the British fisheries established in the island of Newfoundland, or in any of his Majesty's colonies, islands, or plantations, in North America, exported from Great Britain to the said colonies, islands, or plantations.

8. *And be it further enacted,* That, from and after the said fifth day of July, there shall be raised, levied, collected, and paid, unto and for the use of his Majesty, his heirs and successors, the several duties on ships and vessels, according to the tonnage thereof, entering inwards or outwards at any port within Great Britain from or to foreign parts, as the same are respectively inserted, described, and set forth, in figures, in the table hereunto annexed, marked C, (except as in this act is provided.)

9. *And be it further enacted,* That the several duties of tonnage on ships and vessels entering inwards or outwards from or to foreign parts, by this act granted, shall be paid to the proper officer appointed to receive the same, each and every voyage any such ship or vessel shall so enter inwards or outwards at any port within Great Britain; and that the tonnage of every such ship or vessel, being British built or British owned, shall be computed and taken according to the register thereof, under the provisions of an act, passed in the twenty-sixth year of his present Majesty's reign, entitled "An act for the further increase and encouragement of shipping and navigation;" and that the tonnage of every other ship or vessel, in case of any doubt or dispute relative thereto, shall be ascertained by admeasurement, in the mode and manner prescribed and directed by the said act: *Provided, always,* That the said new and additional duties of tonnage on ships and vessels entering inwards, in any port of Great Britain, shall be due and payable on every such ship or vessel, the report of which shall not have been duly made at any custom house in Great Britain, on or before the said fifth day of July, notwithstanding such ship or vessel may have arrived within the limits of any port in Great Britain before the said fifth day of July.

10. *Provided, always, and be it enacted,* That nothing in this act shall extend, or be construed to extend, to charge the duties of tonnage, by this act granted, on any ship or vessel employed in the fisheries on the coast of Great Britain, and not entering outwards for foreign parts: *Provided, also,* That nothing in this act contained

shall extend, or be construed to extend, to charge the duties of tonnage, hereby granted, on any British built ship or vessel, or any ship or vessel owned by British subjects, which is not required to be registered by any act or acts of Parliament in force on, or immediately before, the said fifth day of July, or on any ship or vessel whatever which shall enter inwards or outwards, in ballast only.

11. *And whereas it is expedient that an additional bounty should be paid and allowed on the exportation from Great Britain of refined sugar, produced from sugar of the British plantations, or from sugar imported by the united company of merchants of England trading to the East Indies, and on which sugar the duties of customs payable thereon shall have been duly paid: Be it therefore enacted,* That there shall be paid and allowed on the exportation from Great Britain of any such refined sugar, an additional bounty, to be calculated at and after the rate of twenty pounds for every one hundred pounds in money on the produce and amount of whatever bounty may be due and payable on any such refined sugars, respectively, by any act or acts of Parliament in force at the time of the exportation thereof: *Provided, always,* That all additional bounty shall not be paid and allowed, unless all the rules, regulations, restrictions, and conditions, required by law, with respect to bounties due and payable on any refined sugar, shall have been fully and duly complied with.

12. *And be it further enacted,* That such of the new and additional duties of customs, and of the duties of tonnage, by this act granted, as shall arise in that part of Great Britain called England, shall be under the management of the commissioners of the customs in England, for the time being; and such thereof as shall arise in that part of Great Britain called Scotland, shall be under the management of the commissioners of the customs in Scotland, for the time being.

13. *And be it further enacted,* That the several duties respectively inserted, described, and set forth, in figures, in the said tables, hereunto annexed, marked A, B, and C, as the new and additional duties of customs, whether charged and payable on the several goods, wares, and merchandise, specified therein, according to the value thereof, or otherwise, and the drawbacks of the duties of customs upon, for, or in respect of, such goods, wares, and merchandise, or as the duties on ships or vessels, according to the tonnage thereof, may and shall respectively be ascertained, managed, raised, levied, collected, answered, paid, recovered, and allowed, except where any alteration is expressly made by this act, in such and the like manner, and by the same means, ways, or methods, as former duties of customs and drawbacks of duties of customs upon goods, wares, or merchandise, in general, and also by any such special means, ways, or methods, respectively, as former duties of customs, and drawbacks of duties of customs, upon goods, wares, or merchandise, of the same sorts or kinds, or duties on ships or vessels, according to the tonnage thereof, respectively, were or might be ascertained, managed, raised, levied, collected, answered, paid, recovered, and allowed, and the goods, wares, or merchandise, whereon duties of customs are by this act charged, and drawbacks of duties of customs allowed upon the importation thereof into, or exportation thereof from, Great Britain, or on any other account whatever, and all ships and vessels whereon any duties are charged or payable, according to the tonnage thereof, shall be, and the same are hereby, made subject and liable to all and every the conditions, regulations, rules, restrictions, seizures, and forfeitures, to which goods, wares, or merchandise, in general, and also all and every the special conditions, rules, regulations, restrictions, seizures, sales, and forfeitures, respectively, to which the like goods, wares, or merchandise, or ships or vessels whereon any duties are chargeable or payable, according to the tonnage thereof, respectively, were subject and liable by any act or acts of Parliament, in force on, and immediately before, the said fifth day of July, respecting the revenue of customs, or such tonnage duties as aforesaid, except where any alteration is expressly made by this act, and all pains, penalties, fines, and forfeitures, of whatever nature or kind the same may be, as well pains of death as others, for any offence whatever committed against, or in breach of, any act or acts of Parliament in force on, and immediately before, the said fifth day of July, made for securing the revenue of customs, or such tonnage duties as aforesaid, or for the regulation or improvement thereof, and the several clauses, powers, provisions, and directions, contained in any such act or acts, shall (unless where expressly altered by this act) and are hereby directed and declared to extend to, and shall be respectively applied, practised, and put in execution, for and in respect of the several duties of customs, and drawbacks of duties of customs, hereby charged and allowed, in as full and ample manner, to all intents and purposes, whatsoever, as if all and every the said acts, clauses, provisions, powers, directions, fines, pains, penalties, or forfeitures, were particularly repeated and re-enacted in the body of this act, and made part thereof.

14. *And be it further enacted,* That every act of Parliament in force on, and immediately before, the said fifth day of July, by which any rules, regulations, or restrictions, were made, established, or directed, for the ascertaining the value of any goods, wares, or merchandise, or for the allowing of any deduction of any duties on account of damage, or for the better securing the revenue of customs, or for the regular importation into, or exportation from, Great Britain, or the bringing or carrying coastwise, or from port to port, within Great Britain, or the entering, lading, or shipping of any goods, wares, or merchandise, whatever, (except where any alteration is expressly made by this act) and all provisions, clauses, matters, and things, relating thereto, shall, and are hereby declared to be and remain in full force and effect, and shall be applied to the subject of this act, and for carrying the same into execution, as fully and effectually as if they had been repeated and re-enacted in this act.

15. *And be it further enacted,* That all the moneys arising by the new and additional duties of customs, and the duties of tonnage granted by this act (the necessary charges of raising and accounting for the same excepted,) shall, from time to time be paid into the receipt of his Majesty's exchequer, distinctly and apart from all other branches of the public revenues; and that there shall be provided and kept, in the office of the auditor of the said receipt of exchequer, a book or books, in which all the moneys arising from the said respective duties, and paid into the said receipt as aforesaid, shall be entered, separate and apart from all other moneys paid and payable to his Majesty, his heirs and successors, upon any account whatever.

16. *And be it further enacted,* That all the moneys arising by the said duties, (the necessary charges of raising and accounting for the same excepted) shall, from time to time, be paid into the receipt of his Majesty's exchequer, distinctly and apart from all other branches of the public revenues; and that there shall be provided and kept, in the office of the auditor of the said receipt of exchequer, a book or books, in which all the moneys arising from the said respective duties, and paid into the said receipt as aforesaid, shall be entered, separate and apart from all other moneys paid or payable to his Majesty, his heirs and successors, upon any account whatever; and the said moneys, so paid into the said receipt, shall, from time to time, as the same shall be paid into the said receipt, be issued and applied to such services as shall then have been voted by the Commons of the united kingdom of Great Britain and Ireland in this present session of Parliament, for the service of the year one thousand eight hundred and three, or shall be voted by the said Commons for the service of any subsequent year; and the commissioners of his Majesty's treasury, now or for the time being, or any three or more of them, or the high treasurer for the time being, are or is hereby authorized and empowered to issue and apply the same accordingly.

17. *And be it further enacted,* That, if any action or suit shall be brought or commenced against any person or persons for any thing done in pursuance of this act, such action or suit shall be commenced within three calendar months next after the fact committed, and not afterwards, and shall be laid in the county or place where the cause of complaint did arise, and not elsewhere; and the defendant or defendants in every such action or suit may plead the general issue, and give this act and the special matter in evidence, at any trial to be had thereupon; and if the jury shall find for the defendant or defendants in any such action or suit, or if the plaintiff or plaintiffs shall be non-suited, or discontinue his, her, or their action or suit, after the defendant or defendants shall have appeared, or if, upon demurrer, judgment shall be given against the plaintiff or plaintiffs, the defendant or defendants shall have treble costs, and have the like remedy for the same as any defendant hath in any other cases to recover costs by law.

18. *And be it further enacted,* That the duties granted by this act shall continue in force during the present war, and for six months after the expiration thereof, by the ratification of a definitive treaty of peace.

19. *And be it further enacted,* That this act, or any of the provisions thereof, may be varied, altered, or repealed, by any act or acts to be made in this present session of Parliament.

## SCHEDULE TO WHICH THIS ACT REFERS.

TABLE A.

*A Table of new and additional duties of customs, payable on the importation, into Great Britain, of the Goods, Wares, and Merchandise, therein enumerated or described, not being imported by the United Company of Merchants of England trading to the East Indies:*

*Also, of new and additional duties of customs, payable on the exportation, from Great Britain, of the Goods, Wares, and Merchandise, therein enumerated or described:*

*Likewise, of new and additional duties of customs, payable on the Goods, Wares, and Merchandise, therein enumerated or described, brought or carried coastwise, or from port to port, within Great Britain.*

INWARDS.	Duty.	Drawback.
	£. s. d.	£. s. d.
Copper, unwrought, viz.		
Copper Bricks, Rose Copper, and all Cast Copper, the cwt. an additional duty of	0 4 6	
Cotton Wool, viz.		
Of the growth or production of Turkey, of any part of the United States of America, or of any of the British Colonies or Plantations, the 100 lbs. an additional duty of	0 8 4	
Of the growth or production of any other country or place, the 100 lbs. an additional duty of	0 12 6	
Sugar, for every £100 of the produce and amount of the duties of customs due and payable thereon, an additional duty of	20 0 0	*
* DRAWBACK.		
For every £100 of the produce and amount of the drawbacks of the duties of customs, allowed on the exportation thereof, an additional drawback of	-	20 0 0
This additional duty on British Plantation Sugar may be secured by bond, in like manner as the other duty on such Sugar; and for the conditions, regulations, and restrictions, under which the commissioners of the customs in England and Scotland, respectively, are authorized to take bond, See 39 and 40 Geo. III. Cap. 48., 41 Geo. III. Cap. 44., 42 Geo. III. Cap. 47., 43 Geo. III. Cap. 44. See also the act to which this table is annexed.		
All other Goods, Wares, and Merchandise, (except as hereinafter mentioned) for every £100 of the produce and amount of the duties of customs due and payable thereon, an additional duty of	12 10 0	
Except,		
Tea.		
Wine.		
Wood, viz.		
Deals above seven inches width, being eight feet in length, and not above ten feet in length, and not exceeding one and a half inch in thickness.		
Fir timber, being eight inches square and not exceeding ten inches square, of the growth of Norway, and imported directly from thence.		
OUTWARDS.		
Goods, Wares, and Merchandise, not being of the growth, produce, or manufacture, of Great Britain, for every £100 of the produce and amount of the duties of customs due and payable on the exportation thereof, an additional duty of		12 10 0
Goods, Wares, and Merchandise, of the growth, produce, or manufacture, of Great Britain, (except as hereinafter mentioned) exported to any part of Europe, or to any port or place within the Straits of Gibraltar, for every £100 of the true and real value thereof, an additional duty of		1 0 0
Goods, Wares, and Merchandise, of the growth, produce, or manufacture, of Great Britain, (except as hereinafter mentioned) exported to any port or place whatever, not being in Europe, or within the Straits of Gibraltar, or within the limits of the charters granted to the United Company of Merchants of England trading to the East Indies, for every £100 of the true and real value thereof, an additional duty of		3 0 0
Goods, Wares, and Merchandise, of the growth, produce, or manufacture, of Great Britain, (except as hereinafter mentioned) exported to any port or place whatever, being within the limits of the charters granted to the United Company of Merchants of England trading to the East Indies, for every £100 of the true and real value thereof,		4 0 0
Except,		
Bullion.		
Cotton Yarn, or other Cotton manufactures, being of the manufacture of Great Britain.		
Sugar refined in loaf complete and whole, or lump duly refined, and all refined sugar called bastard, and ground or powdered sugar, and refined loaf sugar broke in pieces, and all sugar called candy and molasses.		
Any sort of Craft, Food, Victuals, Clothing, or Implements, or Materials, fit and necessary for the British fisheries, established in the island of Newfoundland, or in any of his majesty's colonies, islands, or plantations, in North America, exported from Great Britain to the said colonies, islands, or plantations.		
Goods, Wares, or Merchandise, exported from Great Britain to the Isle of Man, by virtue and under the authority of any licence which the commissioners of his majesty's customs in England or Scotland, or any three or more of them, respectively, are or may be by law authorized and empowered to grant.		
Military Stores exported by the United Company of Merchants of England trading to the East Indies.		
COASTWISE.		
Goods, Wares, and Merchandise, brought or carried coastwise, or from port to port, within Great Britain, for every £100 of the produce and amount of the duties of customs due and payable thereon, an additional duty of		12 10 0

TABLE A—Continued.

## NOTE.

Coals, viz.

Brought coastwise, or from any port or place to any other port or place within Great Britain.

The additional duty on such coals may be secured by bond in like manner as the other duties on coals; and for the conditions, regulations, and restrictions, under which those duties may be secured, see 27 Geo. III. Cap. 32.

Used for smelting copper and tin ores within the counties of Cornwall and Devon, or which shall be used in fire engines for the draining water out of the mines of tin and copper within the county of Cornwall.

The additional duty on such coals shall be repaid in like manner as the other duties on coals so used; and for the conditions, regulations, and restrictions, under which those duties shall be so repaid, See 9 Ann, Cap. 6, 14 Geo. II. Cap. 41.

Used in calcining or smelting copper and lead ores, within the Isle of Anglesey, or which shall be used in fire engines for draining water out of the mines of copper and lead, within the said Isle.

The additional duty on coals so used shall be repaid in like manner as the other duties on such coals are directed to be allowed by any act or acts of Parliament whatever; and for the conditions, regulations, and restrictions, under which those duties shall be so repaid, see 26 Geo. III. Cap. 104.

Used for any purpose relating to carrying on the works for the manufacturing of tin plates, and for other purposes, at Pennygored in the county of Pembroke, called the Pennygored works.

In addition to the allowance of the other duties now repaid on coals so used, provided the amount of those duties shall not exceed £1,000 in any one year, the additional duty on such amount shall also be repaid in like manner, and under the like conditions, regulations, and restrictions. See 35 Geo. III. Cap. 39.

Cinders, Coals, and Culm, shipped coastwise at any port in Great Britain, and delivered in any part beyond the seas, before the duties due on the exportation thereof shall have been paid.

The additional duty on such cinders, coals, and culm, shall be repaid in like manner as the other duties on cinders, coals, and culm, so shipped and delivered; and for the conditions, regulations, and restrictions, under which the said duties shall be so repaid, see 25 Geo. III. Cap. 54.

TABLE B.

*A Table of new and additional duties of Customs, payable on the Goods, Wares, and Merchandise, therein enumerated or described, imported into Great Britain by the united company of merchants of England trading to the East Indies.*

	Duty.	Drawback.
	£ s. d.	£ s. d.
Cotton Wool, the 100 lbs. an additional duty of	0 8 4	
Sugar, for every £100 of the produce and amount of the duties of customs due and payable thereon, an additional duty of	20 0 0	*
* DRAWBACK.		
For every £100 of the produce and amount of the drawback of the duties of customs allowed on the exportation thereof, an additional drawback of		20 0 0
All other goods, wares, and merchandise, (except tea and wine) for every £100 of the produce and amount of the duties of customs due and payable thereon, an additional duty of	12 10 0	

TABLE C.

*A table of new and additional Tonnage Duties, payable on ships and vessels entering inwards or outwards, (except in ballast) in any port of Great Britain, from or to foreign parts.*

	£ s. d.
For every ton burthen of every ship or vessel entering inwards or outwards, (except in ballast) from or to the islands of Guernsey, Jersey, Sark, Alderney, or Man, the Greenland seas, or the southern whale fishery,	0 0 6
For every ton burthen of every ship or vessel entering inwards or outwards, (except in ballast) from or to any port or place within the Straits of Gibraltar,	0 1 0
For every ton burthen of every ship or vessel entering inwards or outwards, (except in ballast) from or to any port or place in Russia, or within the Baltic Sea,	0 1 0
For every ton burthen of every ship or vessel entering inwards or outwards, (except in ballast) from or to any port or place in Europe,	0 1 0
For every ton burthen of every ship or vessel entering inwards or outwards, (except in ballast) from or to any port or place within the limits of the charters granted to the United Company of Merchants of England trading to the East Indies,	0 3 0
For every ton burthen of every ship or vessel entering inwards or outwards, (except in ballast) from or to the Cape of Good Hope,	0 2 6
For every ton burthen of every ship or vessel entering inwards or outwards, (except in ballast) from or to any port or place in Africa, not otherwise enumerated or described,	0 1 0
For every ton burthen of every ship or vessel entering inwards or outwards, (except in ballast) from or to the Island of Newfoundland, the Islands of Cape Breton, or St. John, or the coast of Labrador,	0 0 6
For every ton burthen of every ship or vessel entering inwards or outwards, (except in ballast) from or to any port or place in the United States of America, any British Island, Colony, or Plantation, in America, or any other part of America, not otherwise enumerated or described,	0 1 0

An account of the value, estimated at the current market price, of Goods the growth or manufacture of Ireland, exported to the United States of America, in the last three years. (Irish currency.)

ARTICLES.	Years ended 5th January,		
	1803.	1804.	1805.
	£ s. d.	£ s. d.	£ s. d.
Apparel,	12 0 0	41 0 0	128 10 0
Beer,	104 0 0	114 8 0	492 10 0
Books, bound,	533 5 10	488 7 10	141 3 1
Unbound,	2,562 10 0	4,070 0 0	1,720 0 0
Candles,	1,421 0 0	436 2 0	431 19 8½
Corn, Flour,	18 0		1 19 2
Oatmeal,	93 12 0	58 2 0	35 10 6
Cotton Goods: Cotton and Linen mixed,	680 0 6	438 0 2	736 18 6
Fustian,		72 2 0	6 17 3
Muslin,			
Stockings,	14 2 6		7 4 0
Feathers,	137 10 0	170 0 0	230 0 0
Fish: Salmon,	16 13 4		
Flax: Dressed,		66 10 0	
Undressed,	2 15 0		
Glass: Bottles,	2,456 11 6	241 9 0	35 0 0
Cases,		349 5 0	
Drinking,	710 2 0	355 6 0	768 12 6
Ware,	1,836 5 11	6,798 2 0	5,552 7 6
Glue,	530 1 6	719 4 0	794 12 0
Gloves,		16 0	
Groceries, small parcels,	60 14 0		
Haberdashery,	50 0 8	49 15 11	27 4 0
Hardware,	25 1 4		
Hats,	292 10 0	132 0 0	12 0 0
Iron: Wrought,	3 10 0	175 0 0	
Linen: Cambric,	115 17 0		
Cloth, plain,	102,361 6 0	172,997 10 0	217,976 0 0
Colored,	3,750 12 6	9,484 2 6	7,626 3 0
Molasses,	4 10 0		
Millinery Ware,		114 12 0	
Brown,	250 0 0		
Writing,	248 8 0	76 16 0	
Beef,	1,519 14 0	219 12 0	116 3 7½
Bread,	295 18 0	49 10 0	79 4 0
Butter,	1,490 8 0	19,267 16 0	445 16 7
Cheese,	24 15 0		
Pork,	1,225 0 0	395 5 0	295 13 0
Potatoes,		4 0 0	12 0 0
Tongues,	35 15 0		
Rabbits' Fur,		52 0 0	
Shoes and Boots,	178 17 0	114 15 0	
Saddler's Ware,		56 11 10	
Salt,		4 17 6	28 19 7
Skins: Calf,	85 19 0	12 12 0	
Rabbit,	104 3 4		
Silk Manufacture,		15 0 0	
Soap,	249 4 0	84 10 0	51 5 7½
Spirits,	176 19 9½	879 6 8	122 8 4
Stationary,	175 7 4		23 2 0
Stockings: Thread,	19 0 0	45 0 0	8 3 0
Tallow,	42 12 6	107 17 6	98 17 6
Thread: Outnal,		24 6 8	
Sisters,	24 10 0		
Blankets,	20 0 0		
Drapery, new,	105 0 0	370 13 0	93 16 0
old,	25 8 8	176 11 6	73 5 4
Flannel,	37 10 0	260 2 6	
Stockings, Woollen,	487 0 0	1,057 18 0	685 10 0
Worsted,	19 2 6		539 11 0
Yarn, Linen,	97 4 9	773 3 10	253 14 1
Small parcels, in general,			
Total value,	124,713 6 5½	221,446 11 5	239,953 0 10½
<i>Abstract of the foregoing Account.</i>			
Total value exported,	124,713 6 5½	221,446 11 5	239,953 0 10½
From which deduct value of linen exported, the duties on which were repealed by the 44th of the King, chap. 57,	106,227 15 6	182,481 12 6	225,602 3 0
Remains subject to duty,	18,485 10 11½	38,964 18 11	14,350 17 10½

Duty of one per cent, commenced 5th July, 1802.

Duty of three per cent., additional, 14th July, 1803.

Eight and one-third per cent. on amount of said duties, commenced 20th July, 1804.



*An account of the amount in value of such exports from Great Britain to the United States of America as have been subject to the one per cent. duty, under the 42d of His Majesty, cap. 43, and to the three per cent. duty under the 43d of His Majesty, cap. 70, in the years 1802, 1803, and 1804, with the amount of duty so paid.*

STATES.	1802.			1803.			1804.				
	Value of Goods.	Am't of 1 p. ct. duty.	Total duties.	Value of Goods.	Am't of 1 p. ct. duty.	Am't of 3 per cent. duty.	Total duties.	Value of Goods.	Am't. of 1 p. ct. duty.	Am't of 3 per cent. duty.	Total duties.
	Pounds.			Pounds.			Pounds.				
New England, -	275,800	2,758	2,758	577,600	5,776	5,754	11,530	590,800	5,908	17,226	23,634
New York, -	528,100	5,281	5,281	999,700	9,997	13,575	23,572	897,700	8,977	26,892	35,869
Pennsylvania, -	322,100	3,221	3,221	669,800	6,698	6,258	12,956	542,600	5,426	16,278	21,704
Maryland, -	267,000	2,670	2,670	354,900	3,549	5,252	8,801	432,300	4,323	12,968	17,291
Virginia, - -	268,900	2,689	2,689	347,400	3,474	3,609	7,083	327,300	3,273	9,819	13,092
N. Carolina, -	19,400	194	194	31,900	319	479	798	17,100	171	513	684
S. Carolina, -	267,800	2,678	2,678	273,700	2,737	3,844	6,581	225,500	2,255	6,333	8,580
Georgia, - -	77,500	775	775	95,800	958	1,225	2,183	88,600	886	2,617	3,503
	2,026,600	20,266	20,266	3,350,800	33,508	39,996	73,504	3,121,900	31,219	93,146	124,365

9th CONGRESS.]

No. 104.

[1st SESSION.]

## PORT OF ENTRY AT NEW CASTLE, DELAWARE.

COMMUNICATED TO THE HOUSE OF REPRESENTATIVES, FEB. 10, 1806.

Mr. CROWNSHIELD, from the Committee of Commerce and Manufactures, to whom was referred the resolution of the House of the 27th December, directing them "to inquire into the propriety of erecting the port of New Castle, in the district of Delaware, into a port of entry," made the following report:

New Castle is a small but flourishing town, on the river Delaware, about forty miles below Philadelphia, and six miles from Wilmington, in the State of Delaware, to which it is annexed as a port of delivery. Several piers have been erected before the port, at the expense of the United States, for the protection of vessels navigating the river Delaware in the winter season, and the committee understand, with great satisfaction, that they have often afforded shelter to many vessels which would otherwise have been exposed to shipwreck, particularly at times when the ice has been running with swiftness in the river.

The commerce of New Castle, however, is very inconsiderable; it appears to possess few, if any, vessels, engaged in the foreign trade.

As the committee were desirous of obtaining all the information in their power, they applied to the Secretary of the Treasury, and an extract from his letter, of the 23d of January, addressed to the committee, is herewith submitted. "The great extent of coast of the United States renders it impracticable to make every harbor a port of entry. Either a certain portion of trade, or a very great distance from the nearest established port, has heretofore been considered a necessary requisite. Unless some other substantial reason can be adduced, it would seem that New Castle is not sufficiently remote from Wilmington to render it proper to erect it into a new district. It may be added that, if it should be thought proper to have another port of entry on the Delaware, Lewistown, or port Penn, would have the preference, not on account of the trade either of them possesses, but of the wrecks which take place, in their vicinity, almost every winter." From a document, furnished by the Secretary of the Treasury, it appears that the return of tonnage, for Wilmington district, for the last year, was 1638 $\frac{2}{3}$  tons, registered tonnage, engaged in foreign voyages, and 5,706 $\frac{2}{3}$  enrolled and licensed tonnage, employed, generally, in the coasting trade. The Secretary adds that "there are no documents in the treasury distinguishing the tonnage, respectively, belonging to the several ports or places of landing which form a district."

Considering there is little or no foreign trade carried on at New Castle, and that it is at an inconsiderable distance from Wilmington, to which it belongs as a port of delivery, and where vessels may enter and clear without difficulty, or any delay exceeding a few hours, the committee report their opinion that it is inexpedient to make New Castle into a port of entry.

TREASURY DEPARTMENT, January 23d, 1806.

SIR:

I had the honor to receive your letter of the 20th instant, and enclose the returns of tonnage for the districts of New London, Newport, Wilmington, Delaware, and Brunswick, Georgia, to which the ports or landing places of Stonington, Pawcatuck, New Castle, and Darien, respectively belong. There are no documents in the treasury distinguishing the tonnage, respectively, belonging to the several ports or places of landing which form a district.

The great extent of coast of the United States renders it impracticable to make every harbor a port of entry. Either a certain portion of trade, or a very great distance from the nearest established port, has heretofore been considered a necessary requisite. Unless some other substantial reason can be adduced, it would seem that New Castle is not sufficiently remote from Wilmington, and that the whole tonnage belonging to the district of Brunswick, which includes Darien, is too inconsiderable to render it proper to erect either of those places into a new district. It may be added that, if it should be thought proper to have another port of entry on the Delaware, Lewistown or

Port Penn should have the preference, not on account of the trade either of them possesses, but of the wrecks which take place in their vicinity almost every winter.

Pawcatuck lies at a considerable distance from Newport, and the bay must, sometimes, render the communication difficult. Stonington is said to have some foreign trade, but I cannot say how extensive. Should it be thought proper to erect those two ports into a new district, Stonington would, of course, be the port of entry, and Pawcatuck a port of delivery; but, as, by the constitution, no vessels, bound to or from one State, can be obliged to enter, clear, or pay duties in another, an option must be left with the owners and masters of vessels, bound to or from Pawcatuck, to continue to enter, clear, or pay duties, at Newport. The only instance, where ports of different States have been thus connected into one district, is that of the annexation of Kittery and Berwick, in Maine, to the district of Portsmouth, in New Hampshire, for which I beg leave to refer to the 3d section of the act of February 25th, 1801.

If such a new district shall be erected, I think that it should include the town of Westerly, in the State of Rhode Island, and all that part of the district of New London which extends from the eastern boundary of the State of Connecticut to Mystic river, including, also, all the waters of said river.

I have the honor to be, respectfully, sir, your obedient servant,

ALBERT GALLATIN.

Hon. JACOB CROWNSHIELD,  
Chairman of the Committee of Commerce and Manufactures.

TREASURY DEPARTMENT, *Register's Office*, 21st January, 1806.

SIR:

I have the honor of transmitting the enclosed return of the tonnage of the districts of New London, Newport, Wilmington, Delaware, Brunswick, Georgia. I presume Darien must be attached to the district of Brunswick, Georgia, because there is not any tonnage returned from the district of Sunbury, nor has there been any since the last quarter of 1800. By an examination of Mr. Bradley's map, with a recurrence to the act, (Herly's Digest, 177) designating those two districts, Darien, geographically, would appear to be within the limits of the district of Sunbury.

I have the honor to be, sir, with the greatest respect, your most obedient and most humble servant,

JOSEPH NOURSE.

Honorable ALBERT GALLATIN.

*Returns of Tonnage for the following Districts, to the 30th September, 1805.*

DISTRICTS.	Permanent Registered Tonnage.	Temporary Registered Tonnage.	Permanent Enrolled Tonnage.	Temporary Enrolled Tonnage.	Licensed Tonnage under 20 tons.	Aggregate Tonnage.
	Tons. 95ths.	Tons. 95ths.	Tons. 95ths.	Tons. 95ths.	Tons. 95ths.	Tons. 95ths.
New London, - - -	4,654.43	658.22	6,123.45	123.10	645.29	12,204.54
New Port, - - -	9,087.37	726.73	3,572.21	28.00	328.38	13,742.74
Wilmington, Delaware, - -	932.93	705.35	5,071.48	23.94	611.31	7,345.16
Brunswick, Georgia, - -	597.47		217.48		82.45	897.45
	15,272.30	2,090.35	14,984.67	175.09	1,667.48	34,189.94

The 30th September, 1805, is the latest period to which the returns have been received from the above mentioned districts.

TREASURY DEPARTMENT, *Register's Office*, 21st January, 1806.

JOSEPH NOURSE.

9th CONGRESS.]

No. 105.

[1st SESSION.]

### QUARANTINE REGULATIONS.

COMMUNICATED TO THE HOUSE OF REPRESENTATIVES, FEBRUARY 17, 1806.

TREASURY DEPARTMENT, *February 15th*, 1806.

SIR:

I had the honor to receive your letter of the 9th instant.

The memorial from Alexandria seems to contemplate three objects: 1st, the erection of stores for a quarantine establishment; 2dly, the support of the establishment itself, including the compensation of the health officer; 3dly, the erection of a building for sick seamen.

As it relates to the last object, the collector of Alexandria is already authorized to expend the whole amount collected from seamen in the District of Columbia. The erection and support of a regular hospital would be much more expensive than the funds will allow; and as there are yet but three such establishments, at Boston, Norfolk, and Charleston, (the last of which is authorized but not yet erected) the application, considering the relative importance of other ports not yet provided for, seems rather premature.

On the second point, I will only observe, that the compensation of the health officer, and other expenses necessary to carry health laws into effect, are in every instance defrayed by the proper State or city, those which relate to

the storage of goods only excepted; and in relation to these, the price paid for storage defrays all the current expenses; so that the erection of stores and wharves is the only expense which has ever been incurred by the United States. Whether the peculiar situation of the District of Columbia renders an exception proper, seems to be a matter altogether of legislative discretion.

On the first point, viz. the propriety of erecting the necessary stores, I can only observe, that the only places where that expense has heretofore been incurred, are, New York, Philadelphia, Baltimore, and Charleston; and if the committee shall think it expedient to comply with the application from Alexandria, in that respect, I beg leave respectfully to suggest the propriety of embracing, by an appropriation, sufficient for that purpose, such other ports, of greater importance and similar situation, as have not yet been provided for.

I have the honor to be, very respectfully, sir, your obedient servant,

ALBERT GALLATIN.

Hon. JACOB CROWNSHIELD,

*Chairman of the Committee of Commerce and Manufactures.*

*To the honorable the Senate and House of Representatives of the United States in Congress assembled, the memorial and petition of the Common Council of Alexandria respectfully shows:*

That, ever since the town of Alexandria became subject to the exclusive jurisdiction of Congress, they have incurred very heavy expenses in supporting a quarantine establishment, and that application has been made to the proper department of the General Government, for the aid that has been extended by Congress to other seaport towns, and they have received for answer, that the provisions of the act of Congress could not be extended to the town of Alexandria, without legislative sanction, that act referring only to State laws, and not to the ordinances of a corporation, and also that, even waiving that question, the appropriations made to carry that act into effect had been exhausted. That the quarantine ground at Jones's point, (now the property of the United States) is well calculated for an establishment extending its protection to the City of Washington and Georgetown. That the finances of this town are altogether incompetent to carry into effect such regulations, concerning quarantine, as the importance of the measure, the safety of the inhabitants, and the due accommodation of the persons and property subjected to quarantine, urgently require; that it is essential to all these objects that the provisions of the 3d section of the act, passed on the 25th February, 1799, entitled "An act respecting quarantines and health laws," should be extended, so as to give the same aid to the execution of the health laws of this district, as is by the same section provided for the health laws of the States; that, in addition to the warehouses and wharves, which are directed by that law to be built for the reception of goods and merchandise, humanity requires that there should be some necessary buildings for the accommodation of sick and disabled seamen, and others, for the time they may be subjected to quarantine.

We finally pray, on behalf of our constituents, that Congress will pass a law for a general quarantine establishment, to be maintained at the expense of the United States; as one establishment at Jones's point, below Alexandria, suffices for the whole district, and the expenses attending the maintenance of it on a respectable footing, is a grievous burthen to the good people of this town.

Signed on behalf and by order of the Common Council of Alexandria, this 27th day of December, 1805.

HENRY ROSE, *President Common Council.*

9th CONGRESS.]

No. 106.

[1st SESSION.

## MARITIME REGULATIONS OF GREAT BRITAIN.

COMMUNICATED TO THE HOUSE OF REPRESENTATIVES, FEB. 20, 1806.

At a meeting of the citizens of Norfolk and Portsmouth, assembled in consequence of the crisis to which the differences between this country and Great Britain have advanced, LUKE WHEELER, Esq. was called to the Chair, and ARTHUR LEE appointed Secretary.

*Resolved, unanimously,* That a committee be appointed to draught resolutions expressive of the sentiments of our citizens in relation to Great Britain, and that this committee consist of William Wirt, Littleton W. Tazewell, Robert B. Taylor, Moses Myers, William Pennock, Theodorick Armistead, and John Granberry, who, after a short retirement, reported the following resolutions; which were read, and unanimously agreed to:

1. *Resolved,* as the opinion of this meeting, That the law of nations, founded on the eternal principles of equal and reciprocal justice, and on the consent of nations, cannot be abrogated or altered at the mere will and pleasure of any one nation.

2. *Resolved,* as the opinion of this meeting, That Great Britain, in the selection and adoption of her maritime regulations, appears to make but a single inquiry, and that is, whether those regulations be conducive to her own interest; totally regardless whether they encroach, or not, on the rights of other nations, equally sovereign and independent with herself.

3. *Resolved,* as the opinion of this meeting, That the interest of Great Britain and the law of nations are not convertible terms; and that a measure, although highly expedient for her, although calculated to produce the effect of a general blockade on the nation with which she is at war, although tending to constrain to her own ports the commerce of neutrals, and to give her a monopoly of the commerce of the world, may, nevertheless, be a direct and palpable breach of national law, and an invasion of the rights, the independence, and sovereignty, of other nations.

4. *Resolved,* as the opinion of this meeting, That of this description is that principle, generated in the British cabinet, which imposes a new restraint on the commerce of neutrals, which closes against them the ports of a belligerent, although such ports be avowedly free from blockade, although the neutral vessels contain no article of contraband, and although the nation to which such ports belong, open them, and invite the commerce of neutrals.

5. *Resolved,* That Great Britain, by impressing our citizens into her service, and compelling them to fight her battles and to contribute to the capture and plunder of their own countrymen; by her various abuses of the law of blockade; by the new principle which she hath prescribed as a part of the law of nations, and by which she effectually blockades the whole of every nation with which she is at war; by all these restraints and oppressions imposed and practised by her on the liberty of our citizens, the freedom of our commerce, and the sovereignty of our nation, hath given evidences of a hostile temper towards the United States, so strong, that, in the opinion of this meeting, it is expedient for our Government to adopt such measures as, to their wisdom, may seem best calculated to assert and maintain our rights, and to redress the injuries we have sustained.

6. *Resolved,* That we have an unshaken confidence in the wisdom and firmness of our national councils; and that we will, with our lives and fortunes, support whatever measures they may take to maintain the honor and independence of our nation inviolate.

7. *Resolved,* That the Chairman be instructed to transmit the said resolutions to Thomas Newton, Esquire, our representative in Congress, to be by him laid before that body.

Test, ARTHUR LEE, *Secretary.*

LUKE WHEELER, *Chairman.*

NORFOLK, 12th February, 1806.

9th CONGRESS.]

No. 107.

[1st SESSION.]

## TONNAGE FOR THE YEAR 1804.

COMMUNICATED TO THE HOUSE OF REPRESENTATIVES, FEBRUARY 21, 1806.

TREASURY DEPARTMENT, February 20, 1806.

SIR:

I have the honor to transmit the annual statement of the District Tonnage of the United States, on the 31st of December, 1804; together with an explanatory letter of the Register of the Treasury.

It appears, from those documents, that the actual tonnage of the United States, on the 31st of December, 1804, might be estimated at about 983,100 tons, viz:

	Tons. 95ths.
Registered tonnage, - - - - -	672,500.00
Enrolled tonnage, - - - - -	252,800.00
Fishing tonnage, - - - - -	57,800.00
	<u>983,100.00</u>

I have the honor to be, very respectfully, sir, your obedient servant,

ALBERT GALLATIN.

The Honorable the SPEAKER of the House of Representatives.

TREASURY DEPARTMENT, Register's Office, February 18, 1806.

SIR:

I have the honor to transmit the annual statement, to 31st December, 1804, of the District Tonnage of the United States.

	Tons. 95ths.
The corrected registered tonnage is stated in said abstract at - - - - -	672,530.18
The enrolled and licensed at - - - - -	317,536.57
The fishing vessels at - - - - -	52,337.26
Amounting to -	<u>1,042,404.06</u>

The tonnage on which duties were collected, during the same year, amounted as follows:

Registered tonnage, paying duty on each voyage, - - - - -	1,132,709.00
Enrolled and licensed tonnage employed in the coasting trade, paying an annual duty, - - - - -	252,890.00
Fishing vessels the same, - - - - -	57,857.00
Amounting to -	<u>1,443,456.00</u>

The registered tonnage having been corrected according to the mode prescribed for the government of the collectors of the several districts, and as stated in the communication made by the Secretary of the Treasury to Congress, the 27th of February, 1802, is considered the true amount, as near as may be, of that description of tonnage,

672,530.18

The enrolled and licensed tonnage is stated at the amount upon which the annual duty was collected in 1804, on that description of tonnage, as being most correct, and may be considered nearly the true amount,

252,890.00

The fishing vessels the same, - - - - -

57,857.00

The district tonnage of the United States, on the 31st December, 1804, is stated at - - -

983,277.18

Of the registered tonnage, amounting, as above stated, to 672,530.18, it has been ascertained that there were engaged in the whale fishery, - - - - -

12,015.71

Enrolled and licensed tonnage, also in the whale fishery, - - - - -

323.40

Amounting to -

12,339.16

It appears, by the collectors' abstracts, that 103,753.91 tons new vessels were built in the year 1804, whereof 73,649.39 tons were registered, and 30,104.52 tons were enrolled.

I have the honor to be, sir, with the greatest respect, your most obedient and most humble servant,

JOSEPH NOURSE, Register.

Honorable ALBERT GALLATIN, Secretary of the Treasury.

Abstract of the Tonnage of the Shipping of the several Districts of the United States, on the last day of December, 1864.

DISTRICTS.	Registered.		Enrolled and Licensed.		Licensed under 20 tons.		Aggregate Tonnage of each District.	Proportions of the Enrolled and Licensed Tonnage employed in the		
	Permanent.	Temporary.	Permanent.	Temporary.	Coasting Trade.	Cod Fishery.		Coasting Trade.	Whale Fishery.	Cod Fishery.
	Tons. 95ths.	Tons. 95ths.	Tons. 95ths.	Tons. 95ths.	Tons. 95ths.	Tons. 95ths.		Tons. 95ths.	Tons. 95ths.	Tons. 95ths.
Portsmouth, <i>New Hampshire</i> ,	17,529.05	638.23	2,911.13	87.87	85.27	284.36	21,536.01	2,069.08	.	929.92
Newburyport, <i>Massachusetts</i> ,	19,834.94	1,996.92	3,806.46	.	5.63	289.93	25,934.08	2,003.81	.	1,802.60
Gloucester,	4,741.72	123.47	3,587.23	.	255.56	3,280.59	11,988.67	1,567.54	.	2,019.64
Salem,	29,275.56	527.50	8,650.42	.	11.77	60.54	38,525.89	4,543.11	.	4,107.31
Ipswich,	289.81	.	890.17	.	79.60	131.17	1,390.80	297.95	.	592.87
Marblehead,	5,945.08	221.23	12,560.71	109.52	.	168.94	19,005.58	6,128.92	.	6,541.31
Boston,	73,567.77	17,328.13	13,948.32	2,693.75	252.24	571.02	107,361.33	12,604.04	.	4,038.08
Plymouth,	7,047.54	171.10	8,772.25	50.50	53.36	42.78	16,137.63	2,812.46	.	6,010.29
Barnstable,	745.88	.	15,522.54	.	476.75	250.31	16,995.58	6,464.77	100.94	8,956.73
Nantucket,	11,277.88	134.10	3,514.36	62.20	120.53	.	15,109.17	3,147.84	222.41	206.26
Edgartown,	114.82	.	842.22	21.21	147.44	.	1,125.74	627.51	.	235.87
New Bedford,	14,341.44	56.36	6,216.73	.	138.06	.	20,752.64	4,915.49	.	1,301.24
Dighton,	1,922.15	232.81	3,428.17	.	188.33	.	5,771.51	3,254.46	.	173.66
York,	1,035.57	72.68	1,030.92	165.91	157.47	101.44	2,564.19	1,196.88	.	.
Kennebunk,	5,477.14	413.24	223.57	.	28.84	216.55	6,364.44	77.88	.	150.64
Biddeford,	3,931.41	133.90	1,691.61	.	.	10.06	5,767.08	1,607.71	.	83.85
Portland,	22,895.31	1,135.21	5,563.62	.	450.23	640.39	30,684.81	5,090.89	.	472.68
Bath,	9,527.38	1,332.11	3,088.84	47.45	113.85	189.86	14,299.64	2,758.77	.	377.52
Wiscasset,	5,613.05	346.47	1,839.42	.	96.40	700.51	8,595.90	1,644.94	.	194.43
Waldoborough,	5,031.15	972.45	8,325.00	.	36.66	822.40	15,187.71	7,987.58	.	337.37
Penobscot,	1,778.66	212.56	6,898.39	.	253.84	494.24	9,637.79	6,293.72	.	604.62
Frenchman's Bay,	489.05	101.47	3,101.39	.	385.61	167.73	4,245.35	2,377.85	.	723.49
Machias,	240.20	.	909.68	.	11.45	112.33	1,273.71	828.43	.	81.25
Passamaquoddy,	277.72	724.53	281.06	863.50	171.46	.	2,318.37	864.10	.	280.46
Vermont,	223.52	.	.	.	.	.	223.52	.	.	.
Newport, <i>Rhode Island</i> ,	8,382.27	602.39	2,986.01	28.00	372.77	.	12,371.49	2,804.68	.	209.38
Bristol,	4,222.58	250.49	946.15	49.38	71.04	.	5,539.69	995.53	.	.
Providence,	12,267.88	397.60	2,531.36	.	71.77	.	15,268.71	2,531.36	.	.
New London, <i>Connecticut</i> ,	4,855.22	283.25	4,268.33	.	410.47	318.27	10,135.59	2,339.42	.	1,928.86
Middletown,	10,257.04	213.70	5,643.34	.	608.06	19.73	16,741.92	5,512.15	.	131.19
New Haven,	6,436.71	298.13	2,726.75	.	162.76	.	9,624.45	2,726.75	.	.
Fairfield,	1,201.74	137.73	4,311.78	.	134.10	.	5,785.45	4,311.78	.	.
Lake Champlain, <i>New York</i> ,	53.41	.	.	.	.	.	53.41	.	.	.
Hudson,	3,022.43	116.21	1,808.59	.	48.21	.	4,995.49	1,808.59	.	.
New York,	91,259.00	9,897.50	61,884.85	183.37	3,138.59	.	166,363.41	62,068.27	.	595.81
Sagg Harbor,	1,124.72	.	2,129.91	.	116.92	52.08	3,423.73	1,534.10	.	.
Perth Amboy, <i>New Jersey</i> ,	319.62	51.72	6,078.33	.	553.54	.	7,003.31	6,078.33	.	.
Little Egg Harbor,	.	.	1,247.37	.	63.39	.	1,310.76	1,247.37	.	.
Burlington,	62.39	.	1,280.86	.	192.63	.	1,535.93	1,280.86	.	.
Bridgetown,	105.56	.	6,831.36	.	1,447.45	.	8,384.42	6,831.36	.	.
Great Egg Harbor,	906.49	.	3,512.55	.	176.55	.	4,595.64	3,512.55	.	.
Philadelphia, <i>Pennsylvania</i> ,	64,670.25	6,498.42	8,161.28	973.50	859.94	.	81,163.49	9,134.78	.	.

ABSTRACT—Continued.

DISTRICTS.	Registered.		Enrolled and Licensed.		Licensed under 20 tons.		Aggregate Tonnage of each District.	Proportions of the Enrolled and Licensed Tonnage employed in the		
	Permanent.	Temporary.	Permanent.	Temporary.	Coasting Trade.	Cod Fishery.		Coasting Trade.	Whale Fishery.	Cod Fishery.
	Tons. 95ths.	Tons. 95ths.	Tons. 95ths.	Tons. 95ths.	Tons. 95ths.	Tons. 95ths.		Tons. 95ths.	Tons. 95ths.	Tons. 95ths.
Presque Isle, - - - - -	30.00	-	-	-	-	-	30.00	-	-	-
Wilmington, Delaware, - - - - -	1,767.42	745.13	4,971.50	23.94	604.34	-	8,112.43	4,995.49	-	-
Baltimore, Maryland, - - - - -	46,416.73	5,355.77	9,419.20	-	1,788.31	-	63,480.11	9,419.20	-	-
Chester, - - - - -	-	-	2,713.09	-	873.79	-	3,586.88	2,713.09	-	-
Oxford, - - - - -	-	81.68	8,373.32	-	1,813.22	-	10,268.27	8,373.32	-	-
Vienna, - - - - -	859.37	57.06	6,995.57	-	1,788.72	-	9,700.77	6,995.57	-	-
Havre de Grace, - - - - -	-	-	1,283.47	-	110.59	-	1,394.11	1,283.47	-	-
Snow Hill, - - - - -	520.72	-	3,685.03	-	654.47	-	4,860.27	3,685.03	-	-
Annapolis, - - - - -	50.60	-	1,410.29	-	441.36	-	1,902.30	1,410.29	-	-
Nottingham, - - - - -	-	-	1,275.41	-	78.60	-	1,354.06	1,275.41	-	-
Nanjemoy, - - - - -	-	-	1,519.14	-	423.79	-	1,942.93	1,519.14	-	-
Georgetown, Columbia, - - - - -	934.77	197.47	933.33	-	341.71	-	2,407.38	933.33	-	-
Alexandria, - - - - -	6,986.89	1,796.20	2,459.48	121.40	526.93	-	11,891.05	2,580.88	-	-
Hampton, Virginia, - - - - -	-	109.78	221.26	-	109.71	-	440.80	221.26	-	-
Norfolk, - - - - -	21,133.80	6,462.34	7,420.82	1,509.01	2,323.56	-	38,849.63	8,920.83	-	-
Petersburgh, - - - - -	2,369.35	302.93	2,961.51	197.73	463.18	-	6,294.80	3,159.29	-	-
Richmond, - - - - -	682.73	569.35	1,963.88	232.04	37.87	-	3,486.02	2,195.92	-	-
York Town, - - - - -	-	-	2,954.18	-	497.19	-	3,451.37	2,954.18	-	-
East River, - - - - -	597.62	63.85	1,163.08	-	168.63	-	1,993.28	1,163.08	-	-
Tappahannock, - - - - -	636.60	320.03	3,528.86	320.47	627.50	-	5,433.56	3,849.38	-	-
Yeocomico, - - - - -	-	-	835.73	-	361.72	-	1,197.50	835.73	-	-
Dumfries, - - - - -	-	-	647.90	21.00	258.77	-	927.72	668.90	-	-
Folly Landing, - - - - -	290.89	-	1,211.62	-	1,194.69	-	2,697.30	1,211.62	-	-
Cherrystone, - - - - -	74.44	-	644.16	-	487.88	-	1,206.53	644.16	-	-
Kentucky, - - - - -	675.52	-	-	-	-	-	675.52	-	-	-
Wilmington, North Carolina, - - - - -	2,201.35	1,231.13	613.20	123.23	129.87	-	4,298.83	736.43	-	-
Newbern, - - - - -	3,810.41	351.53	1,329.89	-	232.65	-	5,724.58	1,329.89	-	-
Washington, - - - - -	2,297.42	613.35	1,291.94	266.73	300.16	-	4,829.70	1,558.72	-	-
Edenton, - - - - -	3,956.64	1,474.80	3,115.39	-	745.66	-	9,292.59	3,115.39	-	-
Camden, - - - - -	1,233.04	1,120.40	1,950.75	-	613.24	-	4,917.48	1,950.75	-	-
Beaufort, - - - - -	526.67	91.83	381.87	-	157.34	-	1,157.81	381.87	-	-
Georgetown, South Carolina, - - - - -	299.25	188.50	941.69	129.40	-	-	1,558.89	1,071.14	-	-
Charleston, - - - - -	37,380.79	3,887.27	6,588.83	409.40	384.00	-	48,650.39	6,998.28	-	-
Beaufort, - - - - -	112.84	-	341.50	-	19.59	-	474.03	341.50	-	-
Savannah, Georgia, - - - - -	4,016.36	3,285.76	77.08	839.88	-	-	8,919.18	1,617.01	-	-
Brunswick, - - - - -	579.47	-	173.63	-	82.45	-	835.60	173.63	-	-
St. Mary's, - - - - -	149.78	94.07	119.36	162.74	-	-	526.05	282.15	-	-
Marietta, - - - - -	509.00	-	-	-	-	-	509.00	-	-	-
Natches, - - - - -	-	-	80.16	-	44.58	-	124.74	80.16	-	-
Mississippi, - - - - -	4,267.67	1,198.77	127.48	173.23	-	-	5,767.25	300.71	-	-
Niagara, - - - - -	137.17	-	-	-	-	-	137.17	-	-	-
Total, - - - - -	596,808.27	75,721.86	320,384.48	9,867.01	30,696.56	8,925.73	1,042,404.06	286,840.01	323.40	43,088.08

## ABSTRACT OF TONNAGE, &amp;c.—Continued.

## REGISTERED TONNAGE.

Tons. 95ths.

The registered vessels which were employed in Foreign Trade, and the amount of registered tonnage of the United States, at the close of the year 1804, was - - - - - (a.) 672,530.18

## ENROLLED AND LICENSED TONNAGE.

The enrolled vessels employed in the Coasting Trade, at the close of the year 1804, was 286,840.01  
 The licensed do. under twenty tons, employed in ditto, was - - - - - 30,696.56  
 317,536.57

## FISHING VESSELS.

The enrolled vessels licensed for the whale fishery, amounted to - - - - - 323.40  
 Do. do. for the cod fishery, do. - - - - - 43,088.08  
 The licensed vessels under twenty tons, for do. do. - - - - - 8,925.73  
 52,337.26

Aggregate amount of tonnage at the close of the year 1804, - - - - - 1,042,404.06

(a.) The total amount of registered tonnage employed other than in the whale fishery, during the year 1804, was - - - - - 660,514.42  
 The amount employed in the whale fishery, - - - - - 12,015.71  
 As above, - 672,530.18

TREASURY DEPARTMENT, *Register's Office, January 23, 1806.*

I do hereby certify that the foregoing statement is a true extract from the quarterly abstracts of tonnage rendered to the Treasury, by the collectors of the several districts of the United States, for the year 1804.

JOSEPH NOURSE, *Register.*

9th CONGRESS.]

No. 108.

[1st Session.]

## IMPORTS FOR THE YEAR ENDING SEPTEMBER 30, 1804.

COMMUNICATED TO THE HOUSE OF REPRESENTATIVES, FEBRUARY 26, 1806.

TREASURY DEPARTMENT, *February 25th, 1806.*

SIR:

In conformity with a resolution of the House of Representatives, of May 29th, 1798, I have the honor to transmit, herewith, two statements of the importations, in American and Foreign vessels, commencing the 1st of October, 1803, and ending on the 30th September, 1804.

I have the honor to be, very respectfully, sir, your obedient servant,

ALBERT GALLATIN.

The Honorable the SPEAKER of the House of Representatives.

*A General Statement of Goods, Wares, and Merchandise, imported into the United States, in American Vessels, from the 1st day of October, 1803, to the 30th day of September, 1804.*

FROM WHENCE IMPORTED.	GOODS PAYING DUTIES AD VALOREM.			ARTICLES PAYING SPECIFIC DUTIES.										
	At 15 per cent.	At 17½ per cent.	At 22½ per cent.	WINES.				SPIRITS.		Molasses.	Beer, Ale, and Porter, in casks or bottles.	TEAS.		
				At 15 per cent.	At 17½ per cent.	At 22½ per cent.	From Grain.	From other Materials.	Bohea.			Souchong.		
	Dollars.			Gallons.								Pounds.		
Russia, - - - - -	1,626,604	55,129	705	99	-	-	30	95	-	-	-	-	-	-
Prussia, - - - - -	201,479	3,238	4,600	-	-	-	-	19,937	-	-	-	-	-	-
Sweden, - - - - -	179,873	17,072	5,807	-	-	-	-	-	-	79,016	14,206	-	-	-
Swedish West Indies, - - - - -	989	858	-	-	-	-	-	-	-	-	-	-	-	-
Denmark and Norway, - - - - -	465,391	24,446	14,770	-	11	-	2	-	-	-	-	-	-	4
Danish West Indies, - - - - -	26,028	9,563	662	1,110	10	265	14,343	2,322	1,169,477	42,719	-	-	-	3
United Netherlands, - - - - -	918,718	301,478	83,337	2,194	691	-	5,054	1,598,423	412	-	-	3,239	-	6
Dutch West Indies and American colonies, - - - - -	16,976	18,985	1,002	60	1	30	556	-	435,696	678,705	-	-	-	2
Dutch East Indies, - - - - -	2,693	32,071	-	-	-	-	-	4	50	-	-	-	-	1
England, Man, and Berwick, - - - - -	17,954,849	5,717,755	210,142	3,584	5	10	1,196	1,728	397	-	-	93,080	-	-
Scotland, - - - - -	1,148,160	95,856	1,816	-	-	-	156	-	-	1,159	-	-	2,473	-
Ireland, - - - - -	689,528	13,457	26,447	-	-	-	-	4,592	173	-	-	-	4,422	11
Guernsey, Jersey, Sark, and Alderney, - - - - -	-	25	-	-	-	-	-	-	-	-	-	-	-	-
Gibraltar, - - - - -	8,767	2,501	88	-	-	343	28,716	-	-	-	-	-	-	-
British African ports, - - - - -	85	12,759	-	-	-	-	31	-	-	-	-	-	-	-
British East Indies, - - - - -	3,427,711	43,972	-	2,416	-	55	174	31	-	-	-	-	-	-
British West Indies, - - - - -	31,058	38,999	1,010	955	-	-	3,915	1,128	4,153,533	599,316	-	7	-	-
Newfoundland, and British Fisheries, - - - - -	-	13	-	-	-	-	-	-	-	-	-	-	-	-
British American colonies, - - - - -	205,977	48,068	1,255	669	-	71	1,622	2,930	4,650	-	-	3,396	76	6
Hamburg, Bremen, &c. - - - - -	184,095	15,857	11,759	-	75	-	1,744	-	-	-	-	-	-	-
French European ports on the Atlantic, - - - - -	658,419	559,910	10,297	29	649	-	1,581,703	-	1,701,601	176	-	-	-	-
Do. do. on the Mediterranean, - - - - -	33,106	28,259	11	-	30	-	132,967	-	234,117	-	-	-	-	-
French West Indies and American colonies, - - - - -	64,250	46,258	954	121	-	-	2,361	-	370,284	1,642,234	-	96	338	78
Bourbon and Mauritius, - - - - -	20,926	12,794	-	-	-	17	411	-	-	-	-	-	-	-
Spanish European ports on the Atlantic, - - - - -	19,368	11,818	228	-	-	510,052	12,921	-	50,489	-	-	-	-	-
Do. do. on the Mediterranean, - - - - -	9,230	135,724	340	-	-	2,324	240,162	-	755,229	-	-	-	-	-
Teneriffe and the other Canaries, - - - - -	289	225	18	1,849	-	-	263,511	-	-	-	-	-	-	-
Manilla and Philippine Islands, - - - - -	508	2,978	-	-	-	-	-	-	-	-	-	-	-	-
Florida, - - - - -	373	2,628	-	-	-	-	-	-	89	-	-	-	-	-
Louisiana, - - - - -	36,311	12,732	187	145	-	197	965	103	2,109	13,470	-	45	-	-
Honduras, Campeachy, and Musquito Shore, - - - - -	512	283	-	-	-	-	-	-	871	-	-	-	-	-
Spanish West Indies and American Colonies, - - - - -	23,870	39,133	121	121	-	-	8,536	1,149	111,259	1,794,984	-	-	-	-
Portugal, - - - - -	7,551	44,797	614	382	-	-	152,692	613	-	-	-	14	-	-
Madeira, - - - - -	2,342	2,946	2	383,123	-	-	25,962	-	-	-	-	278	-	-
Fayal and the other Azores, - - - - -	121	1,973	-	-	-	-	10,633	-	-	-	-	-	-	-
Cape de Verd Islands, - - - - -	924	2,556	64	4,216	-	-	6,259	8,553	210	-	-	-	-	-
Italy, - - - - -	230,069	164,716	233	-	74	-	230,214	-	258,743	-	-	-	-	-
Trieste and other Austrian ports on the Adriatic, - - - - -	139,707	6,368	4,451	-	-	-	2,427	-	5,371	-	-	-	-	-
Turkey, Levant, and Egypt, - - - - -	2,799	16,208	-	-	-	-	-	-	-	-	-	-	-	-
Morocco and Barbary States, - - - - -	187	165	-	-	-	-	-	-	-	-	-	-	-	-
China, - - - - -	1,932,942	165,414	275	406	-	-	36	-	-	-	-	440,149	1,535,936	-
Cape of Good Hope, - - - - -	2,996	1,342	-	417	-	-	23,964	-	186	-	-	-	-	-
East Indies, generally, - - - - -	6,451	-	-	-	-	-	-	-	-	-	-	-	-	-
Europe, generally, - - - - -	1,111	-	-	-	-	120	-	-	-	74	-	-	-	-
Africa, generally, - - - - -	1,924	-	-	-	-	-	-	-	-	-	-	-	-	-
<b>Total,</b> - - - - -	<b>30,285,267</b>	<b>7,711,329</b>	<b>381,195</b>	<b>402,455</b>	<b>1,546</b>	<b>513,484</b>	<b>2,753,333</b>	<b>1,641,609</b>	<b>9,533,962</b>	<b>4,787,043</b>	<b>107,059</b>	<b>440,574</b>	<b>1,536,027</b>	



STATEMENT OF IMPORTS—Continued.

FROM WHENCE IMPORTED.	ARTICLES PAYING SPECIFIC DUTIES.													
	TEAS.		Coffee.	Cocoa.	Chocolate.	SUGAR.			Almonds.	FRUITS.				
	Hyson.	Other Green.				Brown.	White, &c.	Candy, Loaf, other refined, and Lump.		Currants.	Prunes and Plums.	Figs.	RAISINS.	
			In Jars, &c.	All other.										
Pounds.														
Russia, - - - - -	10	-	-	-	-	-	-	-	-	-	-	-	-	-
Prussia, - - - - -	-	-	-	-	-	-	-	-	-	-	-	-	-	-
Sweden, - - - - -	-	-	-	-	-	-	-	-	-	-	-	-	-	-
Swedish West Indies, - - - - -	-	-	538,177	89,361	-	4,332,051	242,995	-	-	-	-	-	-	-
Denmark and Norway, - - - - -	4	-	-	-	2	-	-	-	-	-	-	-	-	-
Danish West Indies, - - - - -	-	-	1,966,315	115,263	-	10,017,346	306,475	-	-	-	-	-	-	-
United Netherlands, - - - - -	150	-	50	-	6	50	-	264	-	-	-	-	-	-
Dutch West Indies and American Colonies, - - - - -	386	-	7,676,727	219,686	70	19,752,407	24,095	34	-	-	-	-	-	-
Dutch East Indies, - - - - -	4	-	6,535,580	-	-	3,481,770	479	475	-	-	-	-	-	-
England, Man, and Berwick, - - - - -	1,383	-	-	23,415	70	101,036	-	1,032	63	-	-	-	39	-
Scotland, - - - - -	-	-	-	-	-	-	-	-	11	-	-	-	-	-
Ireland, - - - - -	-	-	-	-	-	-	-	-	-	-	-	-	-	-
Guernsey, Jersey, Sark, and Alderney, - - - - -	-	-	-	-	-	-	-	-	-	-	-	-	-	-
Gibraltar, - - - - -	-	-	365	-	-	-	-	-	-	-	-	48	-	-
British African Ports, - - - - -	-	-	-	-	-	-	-	-	-	-	-	-	-	-
British East Indies, - - - - -	137	-	48,772	-	-	8,232,848	-	3,910	-	-	-	-	-	-
British West Indies, - - - - -	-	-	496,126	326,667	12	7,858,475	195,343	19	-	-	-	-	-	-
Newfoundland and British fisheries, - - - - -	-	-	-	-	-	-	-	-	-	-	-	-	-	-
British American colonies, - - - - -	128	1,342	3,954	14,412	269	13,715	-	1,119	-	-	-	-	-	54
Hamburg, Bremen, &c., - - - - -	-	-	-	-	-	-	-	-	-	-	-	-	-	-
French European ports on the Atlantic, - - - - -	-	-	405	-	22	-	-	-	3,887	-	21,846	98	-	-
Do. do. on the Mediterranean, - - - - -	-	-	-	-	-	-	-	-	8,210	-	2,528	461	2,337	-
French West Indies and American Colonies, - - - - -	190	-	17,348,339	275,157	92	38,574,014	1,984,741	-	-	-	-	-	-	-
Bourbon and Mauritius, - - - - -	-	-	7,730,801	-	-	670,471	-	-	-	-	-	-	-	-
Spanish European ports on the Atlantic, - - - - -	-	-	-	-	10	-	-	-	12,085	-	-	-	44,907	423
Do. do. on the Mediterranean, - - - - -	-	-	-	-	-	-	-	-	440	-	-	50	225	-
Teneriffe and the other Canaries, - - - - -	-	-	-	-	-	-	-	-	-	-	-	-	-	-
Manilla and Philippine Islands, - - - - -	-	-	1,688	-	-	1,063,707	-	-	-	-	-	-	-	-
Floridas, - - - - -	-	-	2,966	-	-	13,141	336	-	-	-	-	-	-	-
Louisiana, - - - - -	92	73	6,112	-	10	783,748	50	83	-	-	-	-	-	-
Honduras, Campeachy, and Musquito Shore, - - - - -	-	-	6,410	2,400	-	468	-	-	-	-	-	-	-	-
Spanish West Indies and American Colonies, - - - - -	-	-	3,463,799	1,482	417	6,804,145	5,503,293	20	1,054	-	-	-	260	-
Portugal, - - - - -	-	-	1,262	-	-	-	-	-	765	88	55	108	113	-
Madeira, - - - - -	-	-	-	-	-	-	-	-	-	-	-	-	1,787	-
Fayal and the other Azores, - - - - -	-	-	-	-	-	176	-	-	-	-	-	-	-	-
Cape de Verd Islands, - - - - -	-	-	-	-	-	-	-	-	-	-	-	314	-	-
Italy, - - - - -	-	-	-	-	-	-	-	-	-	-	-	-	-	-
Trieste & other Austrian ports on the Adriatic, - - - - -	-	-	-	-	-	-	-	-	8,906	6,714	-	-	-	-
Turkey, Levant, and Egypt, - - - - -	-	-	351,036	-	-	-	-	-	1,191	2,811	-	496	-	5,707
Morocco and Barbary States, - - - - -	-	-	-	-	-	-	-	-	-	-	-	-	-	-
China, - - - - -	532,666	676,346	31,902	-	-	1,040,253	4,630	728	-	-	-	-	-	-
Cape of Good Hope, - - - - -	1,012	-	1,860,203	-	-	418,064	-	450	-	-	-	-	-	-
East Indies, generally, - - - - -	-	-	7,796	-	-	-	-	-	-	-	-	-	4,707	5,815
West Indies, generally, - - - - -	-	-	42,081	-	-	-	-	-	-	-	-	-	-	-
Europe, generally, - - - - -	-	-	-	-	-	13,832	1,114	-	-	-	-	-	-	-
Total, - - - - -	536,162	677,761	48,122,866	1,067,843	980	103,171,717	8,266,892	8,134	36,612	9,613	24,429	1,575	54,375	11,999

08

1866.]

IMPORTS FOR THE YEAR 1864.

629

STATEMENT OF IMPORTS—Continued.

FROM WHENCE IMPORTED.	ARTICLES PAYING SPECIFIC DUTIES.												Tobacco man- ufactured, other than Snuff.	Snuff.			
	CANDLES.		Cheese.	Soap.	Tallow.	SPICES.						Chinese Cassia.					
	Tallow.	Wax or Sper- maceti.				Mace.	Nutmegs.	Cinnamon.	Cloves.	Pepper.	Pimento.						
	Pounds.																
Russia, - - - - -	7,089	-	-	142	-	-	-	-	-	-	-	-	-	-	-	-	
Prussia, - - - - -	-	-	181	-	-	-	-	-	-	-	-	-	-	-	-	-	
Sweden, - - - - -	-	-	122	-	-	-	-	-	-	-	-	-	-	-	-	-	
Swedish West Indies, Denmark and Norway, - - - - -	-	-	-	-	-	-	-	-	-	-	973	-	-	-	-	29	
Danish West Indies, United Netherlands, - - - - -	5	20 210	64,522	588	-	-	24	-	-	-	-	-	-	-	1,203	48	
Dutch West Indies and American Colonies, Dutch East Indies, - - - - -	-	-	-	-	-	-	-	-	-	108	-	-	-	-	636	-	
England, Man, and Berwick, Scotland, - - - - -	-	181	54,926	16,302	-	488	5,656	-	1,159	4,583,357	3,300	-	-	1,648	33	-	
Ireland, - - - - -	37	-	10	-	-	-	232	-	-	273	-	-	-	-	124	222	
Guernsey, Jersey, Sark, and Alderney, Gibraltar, - - - - -	-	-	-	-	-	-	-	-	-	-	-	-	-	-	-	2	37
British African Ports, British East Indies, - - - - -	-	86	-	-	-	-	-	49	-	552,584	-	-	-	-	7,146	-	
British West Indies, Newfoundland and British Fisheries, British American colonies, - - - - -	367	-	-	3,846	-	-	-	-	-	27	96,514	-	-	1,645	-	-	
Hamburg, Bremen, &c. French European Ports on the Atlantic, Do. do. do. do. Mediterranean, - - - - -	786	190	137	6,040	-	-	2	2	2	546	9	-	-	2,093	662	14,670	
French West Indies and American Colonies, Bourbon and Mauritius, - - - - -	26	1,438	7,842	9,595	-	-	-	-	-	-	-	-	-	-	24	192	
Spanish European Ports on the Atlantic, Do. do. do. do. Mediterranean, - - - - -	12,304	12	65	1,339	-	-	-	-	-	-	-	-	-	-	-	64	
Teneriffe and the other Canaries, Manilla and Philippine Islands, - - - - -	-	-	91	-	-	-	-	-	-	2,753	8,575	-	-	1,132	-	-	
Florida, - - - - -	-	-	656	23,024	-	-	-	-	-	7,367	1,479,953	-	6,473	-	-	104	
Louisiana, - - - - -	69	-	10	288	-	-	-	-	-	-	-	-	-	-	-	-	
Honduras, Campeachy, and Musquito Shore, Spanish West Indies and American colonies, - - - - -	-	10	-	-	950	-	-	-	-	-	-	-	-	-	-	-	
Portugal, - - - - -	-	222	-	-	8,599	-	-	-	-	-	-	-	-	-	-	-	
Madeira, - - - - -	-	-	-	-	-	-	-	-	-	-	-	-	-	-	-	-	
Fayal and other Azores, Cape de Verd Islands, - - - - -	-	-	-	-	-	-	-	-	-	5,770	-	27,118	-	2,291	-	-	
Italy, - - - - -	-	-	1,158	173,542	-	-	-	-	-	39	-	-	-	161	-	-	
Trieste and other Austrian Ports on the Adriatic, Turkey, Levant, and Egypt, Morocco and Barbary States, - - - - -	-	226	-	756,958	-	-	-	-	-	-	-	-	-	-	-	-	
China, - - - - -	-	-	-	-	-	-	-	-	-	-	-	-	-	-	-	-	
Cape of Good Hope, East Indies, generally, - - - - -	-	-	-	-	-	-	-	-	-	357,557	-	16,903	-	-	-	-	
West Indies, generally, Europe, generally, - - - - -	-	-	-	-	-	-	-	-	-	226,888	-	-	-	-	-	-	
Total, - - - - -	20,683	2,595	139,666	1,090,607	9,549	488	5,914	51	11,281	7,283,848	124,592	50,494	76,149	-	-	16,077	

STATEMENT OF IMPORTS—Continued.

FROM WHENCE IMPORTED.	ARTICLES PAYING SPECIFIC DUTIES.														
	Indigo.	Cotton.	POWDER.		Starch.	Glue.	Pewter Plates & Dishes.	IRON.		Nails and Spikes.	Quick Silver.	PAINTS.			
			Hair.	Gun.				Anchors and Sheet.	Slit and Hoop.			Yellow Ochre, in Oil.	Dry Yellow Ochre.	Spanish Brown.	White and Red Lead.
Pounds.															
Russia, - - - - -	-	-	-	-	393	-	-	-	-	-	-	-	-	-	-
Prussia, - - - - -	-	-	-	-	-	-	-	-	-	1,037	-	-	-	-	-
Sweden, - - - - -	-	-	-	-	-	-	-	-	-	5,959	-	-	-	-	-
Swedish West Indies, - - - - -	1,467	30,013	-	-	-	-	-	-	-	-	-	-	-	-	-
Denmark and Norway, - - - - -	-	-	-	36,960	-	-	-	-	-	-	-	-	-	-	-
Danish West Indies, - - - - -	37,547	10,939	-	-	-	-	-	-	-	-	-	-	10,920	-	-
United Netherlands, - - - - -	-	178	-	-	431	624	-	-	-	176,661	57	-	2,449	1,140	34,437
Dutch West Indies and American Colonies, - - - - -	24,711	196,171	-	-	-	-	-	-	-	784	-	-	-	-	-
Dutch East Indies, - - - - -	526	-	-	-	-	-	-	-	-	336	-	-	-	-	-
England, Man, and Berwick, - - - - -	119	9,071	100	50,960	-	1,011	16,926	145,425	2,500	3,841,730	-	3,533	10,183	42,005	320,466
Scotland, - - - - -	-	-	-	1,500	-	-	-	-	-	9,223	-	-	-	-	-
Ireland, - - - - -	-	-	-	-	-	6,951	-	-	-	151	-	-	-	-	-
Guernsey, Jersey, Sark, and Alderney, - - - - -	-	-	-	-	-	-	-	-	-	-	-	-	-	-	-
Gibraltar, - - - - -	-	-	-	-	-	-	-	-	-	-	-	-	-	-	-
British African Ports, - - - - -	-	-	-	-	-	-	-	-	-	-	-	-	-	-	-
British East Indies, - - - - -	16,602	139,624	-	-	-	-	-	-	-	-	-	-	-	-	-
British West Indies, - - - - -	6,223	5,023	-	-	-	-	-	784	-	230	-	-	-	-	-
Newfoundland and British Fisheries, - - - - -	-	-	-	-	-	-	-	-	-	-	-	-	-	-	-
British American Colonies, - - - - -	59	1,064	-	8,494	-	-	-	112	-	6,598	-	-	-	-	-
Hamburg, Bremen, &c. - - - - -	-	-	-	-	-	-	-	-	-	-	-	-	-	-	-
French European ports on the Atlantic, - - - - -	-	-	221	-	-	-	-	420	-	1,309	15	4,337	85,372	-	-
French European ports on the Mediterranean, - - - - -	-	-	-	-	-	-	-	-	-	-	-	-	-	-	-
French West Indies and American Colonies, - - - - -	545	473,928	-	-	205	-	-	-	-	11,367	-	-	-	-	-
Bourbon and Mauritius, - - - - -	46,977	834,813	-	-	-	-	-	-	-	-	-	-	-	-	-
Spanish European ports on the Atlantic, - - - - -	-	-	-	-	-	-	-	-	-	-	-	-	-	-	-
Spanish European ports on the Mediterranean, - - - - -	-	-	-	-	-	-	-	-	-	-	-	-	-	-	-
Teneriffe and the other Canaries, - - - - -	-	-	-	-	-	-	-	-	-	-	-	-	-	-	-
Manilla and Philippine Islands, - - - - -	18,614	-	-	-	-	-	-	-	-	-	-	-	-	-	-
Florida, - - - - -	-	5,171	-	-	-	-	-	-	-	-	-	-	-	-	-
Louisiana, - - - - -	16,064	884,016	-	-	-	-	-	-	-	1,460	-	-	-	-	-
Honduras, Campeachy, and Musquito Shore, - - - - -	-	-	-	-	-	-	-	-	-	-	-	-	-	-	-
Spanish West Indies and American Colonies, - - - - -	30,676	99,710	-	-	-	-	-	-	-	1,843	-	-	-	-	-
Portugal, - - - - -	-	-	-	-	-	-	-	-	-	-	-	-	-	-	-
Madeira, - - - - -	-	-	-	-	-	-	-	-	-	-	-	-	-	-	-
Fayal and the other Azores, - - - - -	-	-	-	-	-	-	-	-	-	-	-	-	-	-	-
Cape de Verd Islands, - - - - -	-	-	-	-	-	-	-	-	-	-	-	-	-	-	-
Italy, - - - - -	-	-	-	-	-	-	-	-	-	-	-	-	-	-	-
Trieste and other Austrian ports on the Adriatic, - - - - -	-	-	-	-	-	-	-	517	1,134	177	541	-	-	-	-
Turkey, Levant, and Egypt, - - - - -	-	-	-	-	-	-	-	-	-	-	-	-	-	-	-
Morocco and Barbary States, - - - - -	-	-	-	-	-	-	-	-	-	-	-	-	-	-	-
China, - - - - -	-	-	-	-	-	-	-	-	-	-	-	-	-	-	-
Cape of Good Hope, - - - - -	-	-	-	-	-	-	-	-	-	-	-	-	-	-	-
East Indies, generally, - - - - -	-	-	-	-	-	-	-	-	-	-	-	-	-	-	-
Europe, generally, - - - - -	-	-	-	-	-	-	-	-	-	-	-	-	-	-	-
Africa, generally, - - - - -	-	-	-	-	-	-	-	-	-	-	-	-	-	-	-
Total, - - - - -	200,130	2,689,721	321	97,914	1,029	8,586	16,926	147,258	3,634	4,058,865	613	7,870	108,924	43,145	354,923

1806 J

IMPORTS FOR THE YEAR 1804.

631

STATEMENT OF IMPORTS—Continued.

FROM WHENCE IMPORTED.	ARTICLES PAYING SPECIFIC DUTIES.												
	Lead, and Man- ufactures of Lead.	Seines.	CORDAGE.		Cables.	Steel.	Hemp.	Twine and Pack Thread.	Glanber Salts.	Salt.		Coal.	Malt.
			Tarred.	Untarred.						Pounds.	Bushels.		
Russia, .....	-	-	431,496	4,347	18,040	-	118,493	4	-	-	-	-	-
Prussia, .....	-	-	-	-	-	-	-	-	-	-	-	-	-
Sweden, .....	-	-	44,352	-	-	-	2,095	-	-	-	-	-	-
Swedish West Indies, .....	-	-	1,232	-	-	-	-	-	-	277,600	1,950	-	-
Denmark and Norway, .....	-	-	84,000	-	5,600	109	6,763	-	-	706,506	1,813	-	-
Danish West Indies, .....	6,260	-	-	-	1,008	-	-	-	-	-	-	3,371	-
United Netherlands, .....	24,096	288	-	112	8,686	2,290	-	193	18	269,636	4,164	-	-
Dutch West Indies and American Colonies, .....	2,626	-	-	-	-	-	-	-	-	-	-	90	-
Dutch East Indies, .....	-	-	-	-	-	-	-	-	-	-	-	169,183	6
England, Man, and Berwick, .....	3,140,654	-	157	60,570	-	5,442	-	1,721	731	18,120,472	741,148	26,923	-
Scotland, .....	1,232	-	-	-	-	1	-	25	52	-	-	19,817	-
Ireland, .....	-	-	-	-	-	-	-	-	-	-	209	-	-
Guernsey, Jersey, Sark, and Alderney, .....	-	-	-	-	-	-	-	-	-	-	-	-	-
Gibraltar, .....	-	-	-	-	-	-	-	-	-	-	3,355	-	-
British African Ports, .....	-	-	-	-	-	-	-	-	-	-	-	-	-
British East Indies, .....	-	-	-	27,501	-	-	-	438	-	-	-	-	-
British West Indies, .....	9,656	-	1,120	-	2,240	-	-	-	3	17,865,263	379,799	-	-
Newfoundland and British fisheries, .....	-	-	-	-	-	-	-	-	-	-	-	-	-
British American colonies, .....	26,650	-	1,232	636	-	1	-	14	2	47,076	12,003	1,246	-
Hamburg, Bremen, &c. ....	-	-	-	-	3,057	-	292	-	1	-	-	-	-
French European ports on the Atlantic, .....	6	-	7,709	24,768	2,912	-	-	15	-	934,258	28,334	-	-
Do. on the Mediterranean, .....	-	-	-	-	-	-	-	-	-	-	-	-	-
French West Indies and American Colonies, .....	76,899	-	4,592	-	-	32	-	3	8	40,496	6,957	-	-
Bourbon and Mauritius, .....	-	-	-	-	-	-	-	-	-	-	-	-	-
Spanish European ports on the Atlantic, .....	-	-	-	175	-	-	-	-	-	3,156,493	82,376	100	-
Do. on the Mediterranean, .....	-	-	-	-	-	-	-	-	-	2,347,630	25,666	-	-
Teneriffe and other Canaries, .....	-	-	-	-	-	-	-	-	-	-	2,831	-	-
Manilla and Philippine Islands, .....	-	-	-	-	-	-	-	-	-	-	-	-	-
Floridas, .....	-	-	-	-	-	-	-	-	-	-	-	-	-
Louisiana, .....	34,586	-	29,904	1,120	-	41	-	-	-	-	4,188	-	-
Honduras, Campeachy, and Musquito Shore, .....	-	-	-	-	-	-	-	-	1	-	-	-	-
Spanish West Indies and American Colonies, .....	24,168	-	1,239	-	-	-	-	-	-	-	-	-	-
Portugal, .....	-	-	7,840	-	-	1	-	-	-	9,020,064	244,802	-	-
Madeira, .....	-	-	-	-	-	-	-	-	-	431,523	6,198	-	-
Fayal and the other Azores, .....	-	-	-	-	-	-	-	-	-	15,657,207	111,166	22	-
Cape de Verd Islands, .....	-	-	-	-	-	-	-	-	-	165,580	9,969	-	-
Italy, .....	-	-	-	-	-	-	-	-	-	-	-	-	-
Trieste and other Austrian ports on the Adriatic, .....	-	-	-	-	-	20	119	-	-	-	-	-	-
Turkey, Levant, and Egypt, .....	-	-	-	-	-	-	-	-	-	-	-	-	-
Morocco and Barbary States, .....	-	-	-	-	-	-	-	-	-	-	-	-	-
China, .....	-	-	-	-	-	-	-	-	-	-	-	-	-
Cape of Good Hope, .....	-	-	-	-	-	-	-	-	-	-	-	-	-
East Indies, generally, .....	-	-	-	-	-	-	-	-	-	-	25	-	-
Africa, generally, .....	-	-	-	-	-	-	-	-	-	-	674	-	-
South Seas, .....	-	-	-	-	-	-	-	-	-	-	-	-	-
Total, .....	3,346,833	288	614,873	119,229	41,543	7,937	127,762	2,414	815	69,039,804	1,667,627	220,752	6

STATEMENT OF IMPORTS—Continued.

FROM WHENCE IMPORTED.	ARTICLES PAYING SPECIFIC DUTIES.												
	FISH.		GLASS.			Cigars.	Foreign Lime.	Boots.	SHOES.			CARDS.	
	Foreign caught, dried.	Pickled.	Black quart bottles.	Window.					Silk.	Kid, Morocco, and all other, for Men & Women.	For Children.	Wool and Cotton.	Playing.
				Not above 8 by 10.	Not above 10 by 12.	All above 10 by 12.	Dozens.	Packs.					
Quintals.	Barrels.	Groce.	100 square feet.			M.	Casks.	Pairs.	Pairs.				
Russia, - - - - -	-	-	1	-	-	-	-	8	-	-	36	-	-
Prussia, - - - - -	-	-	-	-	-	-	-	-	-	-	153	-	-
Sweden, - - - - -	-	-	-	-	-	-	-	-	-	-	-	-	-
Swedish West Indies, - - - - -	-	-	1	-	-	-	-	-	-	-	-	-	-
Denmark and Norway, - - - - -	-	-	-	75	20	105	-	-	-	-	-	-	-
Danish West Indies, - - - - -	-	-	20	-	-	-	28	-	-	-	-	-	-
United Netherlands, - - - - -	1	-	199	275	4	94	-	70	70	1,725	-	-	576
Dutch West Indies and American Colonies, - - - - -	-	-	2	-	-	-	2	-	-	122	-	-	-
Dutch East Indies, - - - - -	-	-	-	-	-	-	-	-	3	1	-	-	-
England, Man, and Berwick, - - - - -	-	-	1,026	1,211	226	273	-	20	3,104	187	35,989	2,976	38
Scotland, - - - - -	-	-	12	100	-	-	-	-	40	-	343	-	288
Ireland, - - - - -	-	-	4	-	-	-	-	-	-	-	6	1	-
Guernsey, Jersey, Sark, and Alderney, - - - - -	-	-	-	-	-	-	-	-	-	-	-	-	-
Gibraltar, - - - - -	-	-	-	-	-	-	-	-	-	491	449	-	-
British African ports, - - - - -	-	-	-	-	-	-	-	-	-	-	-	-	-
British East Indies, - - - - -	-	-	-	-	-	-	868	-	-	17	311	-	-
British West Indies, - - - - -	-	-	-	-	-	-	-	-	-	-	39	-	-
Newfoundland and British Fisheries, - - - - -	112	-	22	-	-	-	13	32	12	-	-	-	-
British American Colonies, - - - - -	36	80	1	3	-	-	-	14	5	-	1,585	167	543
Hamburg, Bremen, &c. - - - - -	-	-	-	-	-	-	-	-	1	-	1	-	-
French European Ports on the Atlantic, - - - - -	-	-	1,207	-	-	-	-	-	195	2,728	11,597	1,737	10
Do. do. do. do. Mediterranean, - - - - -	-	-	104	-	-	-	-	-	-	-	2,295	-	4,464
French West Indies and American Colonies, - - - - -	-	-	10	-	-	-	22	-	23	-	576	-	300
Bourbon and Mauritius, - - - - -	-	-	-	-	-	-	-	-	-	-	-	-	-
Spanish European Ports on the Atlantic, - - - - -	10	-	-	-	-	-	100	-	-	-	-	-	-
Do. do. do. do. Mediterranean, - - - - -	-	-	-	-	-	-	-	-	-	-	141	-	-
Teneriffe and the other Canaries, - - - - -	-	-	-	-	-	-	-	-	-	-	-	-	-
Manilla and Philippine Isles, - - - - -	-	-	-	-	-	-	-	-	-	-	-	-	-
Florida, - - - - -	-	-	-	-	-	-	180	-	-	-	-	-	-
Louisiana, - - - - -	-	-	-	-	-	-	-	-	-	-	88	-	25
Honduras, Campeachy, and Musquito Shore, - - - - -	-	-	-	-	-	-	-	-	-	-	116	-	-
Spanish West Indies and American Colonies, - - - - -	-	-	-	-	-	-	1,061	-	-	-	-	-	-
Portugal, - - - - -	-	16	4	-	-	-	-	-	-	-	-	-	-
Madeira, - - - - -	-	-	35	-	-	-	-	-	100	-	-	-	-
Fayal and the other Azores, - - - - -	-	-	-	-	-	-	-	-	2	-	10	-	-
Cape de Verd Islands, - - - - -	-	-	-	-	-	-	-	-	-	-	6	-	-
Italy, - - - - -	-	-	20	-	-	-	-	-	12	200	90	-	-
Trieste and other Austrian ports on the Adriatic, - - - - -	-	-	-	-	-	6	-	-	-	6	434	-	-
Turkey, Levant, and Egypt, - - - - -	-	-	-	-	-	-	-	-	-	-	-	-	-
Morocco and Barbary States, - - - - -	-	-	-	-	-	-	-	-	-	-	-	-	-
China, - - - - -	-	-	-	-	-	-	-	-	-	332	296	-	-
Total, - - - - -	159	96	2,668	1,664	250	478	2,274	66	3,572	4,034	56,409	4,881	48
													6,196

TREASURY DEPARTMENT, Register's Office, February 24, 1806.

JOSEPH NOURSE, Register.

1806.]

IMPORTS FOR THE YEAR 1804.

633

A General Statement of Goods, Wares, and Merchandise, imported into the United States, in Foreign Vessels, from the 1st day of October, 1803, to the 30th September, 1804.

634

FROM WHENCE IMPORTED.	GOODS SUBJECT TO DUTIES AD VALOREM.				ARTICLES PAYING SPECIFIC DUTIES.										
	VALUE OF GOODS.				WINES.				FOREIGN SPIRITS.		Molasses.	Beer, Ale, & Porter.	TEAS.		
	At 15½ per cent.	At 16½ per cent.	At 19½ per cent.	At 24½ per cent.	Madeira.	Burgundy.	Sherry.	All other.	From Grain.	From other materials.			Hyson.	Other Green.	
	Dollars.				Gallons.										Pounds.
Prussia, - - - - -	-	89,347	1,905	759	533	19	-	6	14,921	372	-	-	-	-	-
Sweden, - - - - -	-	77,720	9,166	5,655	-	13	-	1,218	-	-	2,495	-	-	-	-
Swedish West Indies, - - - - -	-	168	288	-	-	-	-	-	-	4,582	-	-	-	1	
Denmark and Norway, - - - - -	-	79,612	4,248	3,704	-	-	-	58	-	-	-	-	-	-	
Danish West Indies, - - - - -	-	35,510	1,627	33	-	-	-	-	-	57,703	-	-	-	-	
United Netherlands, - - - - -	-	142,198	22,802	3,536	-	419	-	1,791	19,043	145	-	-	56	-	
Dutch West Indies and American colonies, - - - - -	-	-	553	12	-	-	-	-	-	11,430	26,661	-	-	-	
Dutch East Indies, - - - - -	-	-	293	-	-	-	-	-	-	-	-	-	-	-	
England, Man, and Berwick, - - - - -	-	47,259	53,548	5,209	-	-	-	-	-	94	-	3,582	-	-	
Scotland, - - - - -	-	87,726	31,135	1,664	-	-	-	28	-	3,395	2,223	1,331	-	-	
Ireland, - - - - -	-	49,918	4,651	631	-	-	-	-	-	226	3,243	-	-	-	
Guernsey, Jersey, Sark, and Alderney, - - - - -	-	293	9	-	1,169	-	121	170	11,004	3,748	-	-	-	-	
Gibraltar, - - - - -	-	77	28	-	-	-	-	62	-	-	-	-	-	-	
British African ports, - - - - -	-	28	-	-	-	-	-	-	-	-	-	-	-	-	
British East Indies, - - - - -	74,956	83,318	3,625	-	-	-	-	-	-	-	-	-	-	-	
British West Indies, - - - - -	-	12,234	27,654	374	778	-	-	113	-	202,657	27,044	8,833	-	-	
Newfoundland and British fisheries, - - - - -	-	104,012	-	-	-	-	-	-	-	-	-	196	-	-	
British American Colonies, - - - - -	-	293,866	10,953	148	-	-	-	-	-	7	-	1,351	-	-	
Hamburg, Bremen, &c. - - - - -	-	284,342	29,078	23,972	-	-	8	539	7,445	-	-	-	-	-	
French European ports on the Atlantic, - - - - -	-	84,087	48,497	3,669	102	135	-	362,589	12,490	137,113	-	-	-	-	
Do. do. on the Mediterranean, - - - - -	-	1,782	10,311	-	-	-	-	71,140	-	978	-	-	-	-	
French West Indies and American colonies, - - - - -	-	3,772	6,922	135	-	-	-	300	-	32,089	108,170	-	196	-	
Spanish European ports on the Atlantic, - - - - -	-	164	1,117	-	-	-	18,189	-	-	15,741	-	-	-	-	
Do. do. on the Mediterranean, - - - - -	-	-	13	-	-	-	-	2,357	-	29,195	-	-	-	-	
Teneriffe and the other Canaries, - - - - -	-	-	819	-	-	-	-	49,584	-	-	-	-	-	-	
Floridas, - - - - -	-	2,874	3,460	-	-	-	-	52	-	-	-	-	-	-	
Louisiana, - - - - -	-	683	33	-	-	-	-	10	-	-	-	-	-	-	
Honduras, Campeachy, and Musquito Shore, - - - - -	-	403	-	-	-	-	-	-	-	51	-	-	-	-	
Spanish West Indies and American colonies, - - - - -	-	14,962	28,311	51	15	-	-	64	-	26,810	793,338	2	-	3	
Portugal, - - - - -	-	1,532	3,619	31	-	-	-	37,238	-	-	-	-	-	-	
Madeira, - - - - -	-	79	98	-	14,711	-	-	309	523	1,824	-	-	-	-	
Fayal and the other Azores, - - - - -	-	-	2,539	-	-	-	-	-	-	-	-	-	-	-	
Cape de Verd Islands, - - - - -	-	-	-	-	1,479	-	-	-	-	-	-	-	-	-	
Coast of Brazil and other American Colonies, - - - - -	-	24,863	-	-	-	-	-	-	-	34	-	-	-	-	
Italy, - - - - -	-	22,295	48,322	-	-	-	-	-	-	25,496	-	-	-	-	
Turkey, Levant, and Egypt, - - - - -	-	1,230	16,229	-	-	-	-	415	-	-	-	-	-	-	
China, - - - - -	305	62,529	987	47	-	-	-	-	-	-	-	-	48	-	
West Indies, generally, - - - - -	-	6	3	-	-	-	-	-	-	-	56	-	-	-	
Africa, generally, - - - - -	-	3,627	187	-	-	-	-	-	386	-	-	-	-	-	
South Seas, - - - - -	-	3,245	70,517	-	-	-	-	-	-	-	-	-	-	-	
<b>Total, -</b>	<b>75,221</b>	<b>1,615,761</b>	<b>443,784</b>	<b>49,630</b>	<b>18,787</b>	<b>1,084</b>	<b>18,460</b>	<b>601,056</b>	<b>65,812</b>	<b>553,464</b>	<b>960,213</b>	<b>18,538</b>	<b>300</b>	<b>4</b>	

COMMERCE AND NAVIGATION.

1806.

STATEMENT OF IMPORTS—Continued.

1806.]

IMPORTS FOR THE YEAR 1804.

635

FROM WHENCE IMPORTED.	ARTICLES PAYING SPECIFIC DUTIES.													
	Coffee.	Cocoa.	Choco- late.	SUGARS.			Almonds.	FRUITS.				CANDLES.		Cheese.
				Brown.	White, &c.	Candy, Loaf, other Refined and Lump.		Prunes and Plums.	Figs.	Raisins in jars, &c.	All other Raisins.	Tallow.	Wax or Spermaceti.	
Pounds.														
Prussia, - - - - -														
Sweden, - - - - -														
Swedish West Indies, - - - - -	160,292	11,681	-	657,312	5,221									
Denmark and Norway, - - - - -														
Danish West Indies, - - - - -	150,025	15,598	-	711,434	24,073									
United Netherlands, - - - - -						373								
Dutch West Indies and American colonies, - - - - -	302,886			681,042								523	6	5,791
Dutch East Indies, - - - - -				74,280										
England, Man, and Berwick, - - - - -												25		1,868
Scotland, - - - - -														416
Ireland, - - - - -														
Guernsey, Jersey, Sark, and Alderney, - - - - -											544			
Gibraltar, - - - - -														
British African Ports, - - - - -														
British East Indies, - - - - -	82			170,494										
British West Indies, - - - - -	1,501,036	164,378	20	3,835,808	71,749									
Newfoundland and British fisheries, - - - - -														40
British American Colonies, - - - - -														
Hamburg, Bremen, &c. - - - - -													12	
French European ports on the Atlantic, - - - - -			5				3,432	6,596	42	152		16,350	1,369	6,995
Do. on the Mediterranean, - - - - -							550					11,232		65
French West Indies and American colonies, - - - - -	2,257,616	151,010	48	3,939,201	367,046									
Spanish European ports on the Atlantic, - - - - -														
Do. on the Mediterranean, - - - - -											129			
Teneriffe and the other Canaries, - - - - -														
Floridas, - - - - -			110	44,954	6,269									
Louisiana, - - - - -				131,213										
Honduras, Campeachy, and Musquito Shore, - - - - -	951			652	638									
Spanish West Indies and American colonies, - - - - -	782,275	71,054	306	3,508,329	2,937,937	100							35	
Portugal, - - - - -			32											
Madeira, - - - - -				17,994				100						
Fayal and the other Azores, - - - - -														
Cape de Verd Islands, - - - - -														
Coast of Brazil and other American colonies, - - - - -														
Italy, - - - - -									520					813
Turkey, Levant, and Egypt, - - - - -														
China, - - - - -														
West Indies, generally, - - - - -				89,807										
Africa, generally, - - - - -														
South Seas, - - - - -														
Total, - - - - -	5,155,163	413,721	521	13,862,520	3,412,933	473	4,082	7,116	42	152	673	28,130	1,422	15,988

STATEMENT OF IMPORTS—Continued.

636

FROM WHENCE IMPORTED.	ARTICLES PAYING SPECIFIC DUTIES.											IRON.		
	Soap.	SPICES.				Tobacco manufactured other than Suuff.	Snuff.	Indigo.	Cotton.	Gun Powder.	Starch.	Pewter Plates and Dishes.	Anchors and Sheet.	Nails and Spikes.
		Nutmegs.	Cinnamon.	Pepper.	Pimento.									
	Pounds.													
Prussia, - - - - -	-	-	-	-	-	-	-	586	-	-	-	-	-	-
Sweden, - - - - -	-	-	-	-	-	-	-	-	-	-	-	-	-	-
Swedish West Indies, - - - - -	-	-	-	-	-	-	-	-	-	-	-	-	-	-
Denmark and Norway, - - - - -	-	-	-	-	-	-	-	-	-	-	-	-	-	-
Danish West Indies, - - - - -	-	-	-	-	-	-	-	-	-	-	-	-	-	-
United Netherlands, - - - - -	1,746	-	-	-	-	157	-	11,010	16,246	-	-	-	-	16,115
Dutch West Indies and American colonies, - - - - -	-	-	-	-	43,127	-	626	-	-	-	-	-	-	-
Dutch East Indies, - - - - -	-	405	188	136,039	-	-	-	-	46	-	-	-	-	-
England, Man, and Berwick, - - - - -	120	-	-	-	-	-	-	-	14,945	-	-	-	-	69,639
Scotland, - - - - -	18	-	-	-	-	-	-	-	-	392	-	277	-	14,308
Ireland, - - - - -	-	-	-	-	-	-	-	-	-	-	-	-	-	-
Guernsey, Jersey, Sark, and Alderney, - - - - -	-	-	-	-	-	-	-	-	-	-	-	-	-	-
Gibraltar, - - - - -	-	-	-	-	-	-	-	-	-	-	-	-	-	-
British African Ports, - - - - -	-	-	-	-	-	-	-	-	-	-	-	-	-	-
British East Indies, - - - - -	-	-	-	11,463	-	156	-	3,789	115,818	-	-	-	-	-
British West Indies, - - - - -	-	-	-	12	421,984	235	-	407	6,511	-	-	-	4,808	470
Newfoundland and British Fisheries, - - - - -	-	-	-	-	-	-	-	-	-	-	-	-	-	-
British American colonies, - - - - -	-	-	-	-	-	-	-	-	-	-	-	-	-	-
Hamburg, Bremen, &c. - - - - -	-	-	-	-	-	-	-	206	-	120	-	41	-	-
French European ports on the Atlantic, - - - - -	15,205	-	-	-	-	-	-	-	-	-	-	-	-	-
Do. do. on the Mediterranean, - - - - -	33,619	-	-	-	-	-	236	-	-	-	-	-	-	885
French West Indies and American colonies, - - - - -	-	-	-	-	41,290	-	-	-	-	-	-	-	-	22,995
Spanish European ports on the Atlantic, - - - - -	-	-	-	-	-	-	2	728	47,030	-	-	-	-	7,722
Do. do. on the Mediterranean, - - - - -	-	-	-	-	-	-	-	-	-	-	-	-	-	-
Teneriffe and the other Canaries, - - - - -	-	-	-	-	-	-	-	-	-	-	-	-	-	-
Floridas, - - - - -	-	-	-	-	-	491	-	-	25,010	-	-	-	-	-
Louisiana, - - - - -	-	-	-	-	-	155	-	375	181,273	-	-	-	-	-
Honduras, Campeachy, and Musquito Shore, - - - - -	-	-	-	2,209	-	-	-	1,043	-	-	-	-	1,300	-
Spanish West Indies and American colonies, - - - - -	402	-	-	30,446	-	15,872	-	64,229	74,553	-	-	-	-	1,800
Portugal, - - - - -	-	-	-	-	-	-	-	-	-	-	-	-	-	-
Madeira, - - - - -	-	-	-	-	-	-	-	-	-	-	103	-	-	-
Fayal and the other Azores, - - - - -	-	-	-	-	-	-	-	-	-	-	-	-	-	-
Cape de Verd Islands, - - - - -	-	-	-	-	-	-	-	-	-	-	-	-	-	-
Coast of Brazil and other American colonies, - - - - -	-	-	-	-	-	-	-	-	-	-	-	-	-	-
Italy, - - - - -	116,893	-	-	253	-	-	-	-	-	-	-	-	-	-
Turkey, Levant, and Egypt, - - - - -	3,742	-	-	-	-	-	-	-	-	-	-	-	-	-
China, - - - - -	-	-	-	-	-	-	-	-	-	-	-	-	-	-
West Indies, generally, - - - - -	-	-	-	-	-	-	-	-	-	-	-	-	-	-
Africa, generally, - - - - -	-	-	-	-	-	-	-	-	-	-	-	-	-	-
South Seas, - - - - -	-	-	-	-	-	-	-	-	-	-	-	-	-	-
Total, - - - - -	171,745	405	188	147,767	539,056	17,066	864	82,373	481,432	512	103	318	6,108	133,934

COMMERCE AND NAVIGATION.

1866.



STATEMENT OF IMPORTS—Continued.

1866.]

181

182

FROM WHENCE IMPORTED.	ARTICLES PAYING SPECIFIC DUTIES.													Pounds.	Bushels.		
	Quicksilver.	PAINTS.				Lead, and Manufactures of Lead.	Seines.	CORDAGE.		Steel.	Hemp.	Twine and Packthread.	Glauber Salts.			Salt.	
		Ochre.		Spanish Brown.	White and Red Lead.			Tarred.	Untarred.							Pounds.	Bushels.
		Yellow, in Oil.	Dry Yellow.														
Prussia, - - - - -	-	-	-	-	-	-	-	-	254	-	2	-	-	-			
Sweden, - - - - -	-	-	-	-	-	-	-	-	-	-	-	-	-	2,259			
Swedish West Indies, - - - - -	-	-	-	-	21,753	-	-	-	47	-	-	-	-	-			
Denmark and Norway, - - - - -	-	-	-	-	-	-	-	-	-	-	-	-	-	-			
Danish West Indies, - - - - -	-	-	-	-	-	-	-	1,232	186	-	-	-	-	8			
United Netherlands, - - - - -	16	-	-	-	-	-	-	-	-	-	-	-	-	-			
Dutch West Indies and American colonies, - - - - -	-	-	-	-	50	-	-	-	-	-	-	-	-	-			
Dutch East Indies, - - - - -	-	-	-	-	-	-	-	-	-	-	-	-	-	-			
England, Man, and Berwick, - - - - -	-	-	-	560	149,729	-	-	-	336	131	-	11	8	3,916,595			
Scotland, - - - - -	-	-	448	9,165	7,112	-	-	-	8,512	4	-	4	-	12,380			
Ireland, - - - - -	-	-	-	-	-	-	-	-	-	-	-	10	-	-			
Guernsey, Jersey, Sark, and Alderney, - - - - -	-	-	-	-	-	-	-	-	-	-	-	-	-	114,606			
Gibraltar, - - - - -	-	-	-	-	-	-	-	-	-	-	-	-	-	-			
British African Ports, - - - - -	-	-	-	-	-	-	-	-	-	-	-	-	-	-			
British East Indies, - - - - -	-	-	-	-	7,611	-	-	-	13,979	-	111	117	-	2,026,052			
British West Indies, - - - - -	-	-	-	-	-	-	-	-	-	-	-	-	-	66,248			
Newfoundland and British Fisheries, - - - - -	-	-	-	-	-	-	-	-	-	-	-	-	-	173,680			
British American Colonies, - - - - -	-	-	-	-	1,232	56	-	-	-	-	-	-	-	1,805			
Hamburg, Bremen, &c. - - - - -	-	-	-	-	1,562	-	-	4,928	-	5	239	-	-	10,255			
French European Ports on the Atlantic, - - - - -	-	-	8,654	-	-	-	-	-	-	15	-	1	-	452,592			
Ditto ditto on the Mediterranean, - - - - -	-	-	-	-	-	-	-	-	-	-	-	-	-	211,438			
French West Indies and American colonies, - - - - -	-	490	-	-	8,732	-	-	-	-	-	-	-	-	50,320			
Spanish European Ports on the Atlantic, - - - - -	-	-	-	-	-	-	-	-	-	-	-	-	-	1,429,913			
Ditto ditto on the Mediterranean, - - - - -	-	-	-	-	-	-	-	-	-	-	-	-	-	1,049,039			
Teneriffe and the other Canaries, - - - - -	-	-	-	-	-	-	-	-	-	-	-	-	-	26,228			
Floridas, - - - - -	-	-	-	-	884	-	-	-	-	-	-	-	-	-			
Louisiana, - - - - -	-	-	-	-	-	-	-	-	-	-	-	-	-	-			
Honduras, Campeachy, and Musquito Shore, - - - - -	-	-	-	-	-	-	-	-	-	-	-	-	-	-			
Spanish West Indies and American colonies, - - - - -	-	-	-	-	-	-	-	-	-	-	-	-	-	217			
Portugal, - - - - -	-	-	-	-	-	-	-	-	-	-	-	-	-	6,198,896			
Madeira, - - - - -	-	-	-	-	-	-	-	-	-	-	-	-	-	32,898			
Fayal and the other Azores, - - - - -	-	-	-	-	-	-	-	-	-	-	-	-	-	126,000			
Cape de Verd Islands, - - - - -	-	-	-	-	-	-	-	-	-	-	-	-	-	875			
Coast of Brazil and other American colonies, - - - - -	-	-	-	-	-	-	-	-	-	-	-	-	-	206,696			
Italy, - - - - -	-	-	-	-	-	-	-	-	-	-	-	-	-	-			
Turkey, Levant, and Egypt, - - - - -	-	-	-	-	-	-	-	-	-	-	-	-	-	-			
China, - - - - -	-	-	-	-	-	-	-	-	-	-	-	-	-	-			
West Indies, generally, - - - - -	-	-	-	-	-	-	-	-	-	-	-	-	-	-			
Africa, generally, - - - - -	-	-	-	-	-	-	-	-	-	-	-	-	-	684			
South Seas, - - - - -	-	-	-	-	-	-	-	-	-	-	-	-	-	-			
Total, - - - - -	16	490	8,654	448	9,725	198,665	56	6,160	22,827	642	350	145	8	15,982,739			
														293,991			

IMPORTS FOR THE YEAR 1864.

637

STATEMENT OF IMPORTS—Continued.

ARTICLES PAYING SPECIFIC DUTIES.

WHETHER EXPORTED.	ARTICLES PAYING SPECIFIC DUTIES.															
	Coal.	FISH.				GLASS.				Cigars.	Foreign Lime.	Boots:	SHOES.			Cards, Playing.
		Foreign Caught, Dried.	Pickled.			Black Quart Bottles.	Window.		Casks.				Silk.	Kid, Morocco, and all other, for Men and Women.	For Children.	
			Salmon.	Mackerel.	All other.		Not above 8 by 10.	Not above 10 by 12.								
Bushels.	Quintals.	Barrels.			Groce.	100 square feet.		M.	Packs.	Pairs.						
Prussia, - - - - -	-	-	-	-	-	-	-	-	-	-	18	-	144	-	-	
Sweden, - - - - -	-	-	-	-	-	-	360	40	-	-	-	-	-	-	-	
Swedish West Indies, - - - - -	-	-	-	-	-	1	3	-	-	-	-	-	-	-	-	
Denmark and Norway, - - - - -	-	-	-	-	-	2	100	-	-	-	-	-	-	-	-	
Danish West Indies, - - - - -	-	-	-	-	-	-	-	-	-	-	-	-	-	-	-	
United Netherlands, - - - - -	-	-	-	-	-	2	106	-	-	-	111	-	452	207	-	
Dutch West Indies and American Colonies, - - - - -	-	-	-	-	-	-	-	-	-	-	-	-	-	-	-	
Dutch East Indies, - - - - -	-	-	-	-	-	-	-	-	-	-	-	-	-	-	-	
England, Man, and Berwick, - - - - -	35,437	-	-	-	-	14	8	-	-	-	15	-	171	10	-	
Scotland, - - - - -	47,808	-	-	-	3	100	17	8	-	-	49	18	481	-	-	
Ireland, - - - - -	891	-	-	-	-	-	-	-	-	-	-	-	-	-	-	
Guernsey, Jersey, Sark, and Alderney, - - - - -	-	-	-	-	-	-	-	-	-	-	-	-	-	-	-	
Gibraltar, - - - - -	-	-	-	-	-	-	-	-	-	-	-	-	-	-	-	
British African Ports, - - - - -	-	-	-	-	-	-	-	-	-	-	-	-	-	-	-	
British East Indies, - - - - -	-	-	-	-	-	-	-	-	-	-	-	-	-	-	-	
British West Indies, - - - - -	2,251	-	-	-	-	1	-	-	199	-	-	-	-	-	340	
Newfoundland and British fisheries, - - - - -	126	5,819	293	-	62	-	-	-	-	-	-	-	-	-	-	
British American colonies, - - - - -	9,501	7,994	2,429	4,444	1,645	-	-	-	-	181	1	-	-	-	-	
Hamburg, Bremen, &c. - - - - -	-	-	-	-	-	-	-	-	-	-	-	-	-	-	-	
French European ports on the Atlantic, - - - - -	-	-	-	-	-	-	-	-	-	-	-	-	-	-	-	
French European ports on the Mediterranean, - - - - -	-	-	-	-	51	940	-	-	3	-	4	289	892	26	-	
French West Indies and American Colonies, - - - - -	8,828	-	-	-	-	117	-	-	-	-	-	-	364	-	720	
Spanish European ports on the Atlantic, - - - - -	-	-	-	-	-	3	-	-	-	-	-	-	-	-	366	
Spanish European ports on the Mediterranean, - - - - -	-	-	-	-	-	-	-	-	-	-	-	-	-	-	-	
Teneriffe and the other Canaries, - - - - -	-	-	-	-	-	-	-	-	-	-	-	-	-	-	-	
Floridas, - - - - -	-	-	-	-	-	-	-	-	9	-	-	-	8	-	-	
Louisiana, - - - - -	-	-	-	-	-	-	-	-	-	-	-	-	-	-	-	
Honduras, Campeachy, and Musquito Shore, - - - - -	-	-	-	-	-	-	-	-	2	-	-	-	-	-	-	
Spanish West Indies and American Colonies, - - - - -	-	-	-	-	-	-	-	-	1,514	-	-	-	-	-	-	
Portugal, - - - - -	-	-	-	-	-	1	-	-	-	-	-	-	-	-	-	
Madeira, - - - - -	-	-	-	-	-	-	-	-	-	-	-	-	-	-	-	
Fayal and the other Azores, - - - - -	-	-	-	-	-	-	-	-	-	-	-	-	-	-	-	
Cape de Verd Islands, - - - - -	-	-	-	-	-	-	-	-	-	-	-	-	-	-	-	
Coast of Brazil and other American colonies, - - - - -	-	-	-	-	-	-	-	-	-	-	-	-	-	-	-	
Italy, - - - - -	-	-	-	-	-	78	-	-	-	-	-	20	170	-	-	
Turkey, Levant, and Egypt, - - - - -	-	-	-	-	-	-	-	-	-	-	-	52	-	-	-	
China, - - - - -	-	-	-	-	-	-	-	-	-	-	-	-	-	-	-	
West Indies, generally, - - - - -	-	-	-	-	-	-	-	-	-	-	-	-	-	-	-	
Africa, generally, - - - - -	-	-	-	-	-	-	-	-	-	-	-	-	-	-	-	
South Seas, - - - - -	97	-	-	-	-	-	-	-	-	-	-	-	-	-	-	
Total, - - - - -	104,939	13,813	2,722	4,444	1,761	1,259	594	48	1,727	181	198	379	2,955	312	1,426	

9th CONGRESS.]

No. 109.

[1st SESSION,

## SURVEY OF THE SHOALS OF CAPE HATTERAS, CAPE LOOKOUT, AND THE FRYING PAN.

COMMUNICATED TO THE HOUSE OF REPRESENTATIVES, FEBRUARY 27, 1806.

Mr. CROWNSHIELD, from the Committee of Commerce and Manufactures, to whom was referred a resolution of the House, of the 5th instant, instructing them "to inquire into the expediency of authorizing the Secretary of the Treasury to cause a survey to be made of the shoals of Cape Hatteras, Cape Lookout, and the Frying Pan, and to have such an examination made of them, respectively, as will ascertain the practicability of erecting a light house, lighted beacon, or buoy, on or near the extreme points of them, or either of them," made the following report:

The shoals of Cape Hatteras, Cape Lookout, and the Frying Pan, are known to be dangerous, especially those lying off the former Cape, which have been long a terror to navigators. With the exception of Nantucket shoals, it is supposed there is no part of the American coast, where vessels are more exposed to shipwreck, than they are in passing along the shores of North Carolina, in the neighborhood of these shoals. The Gulf stream certainly approaches very near the American coast in this quarter; indeed, experienced navigators assert, that it touches Cape Hatteras shoals in its progress to the northeast, out of the Mexican gulf, and, as it runs with great rapidity hereabouts, they can place very little dependence on the ship's reckoning. Their estimated distance from land, therefore, is often found to be very erroneous, and, as no soundings are to be procured within a short distance from the outer part of the shoals, it too frequently happens that shipwrecks take place; and hardly a season passes that does not afford the melancholy spectacle of stranded ships, and a great destruction of property is sure to follow; and it is fortunate, indeed, if the friendless mariner escapes with his life.

There are only two or three considerable openings in the coast of North Carolina, in its whole extent, between Cape Hatteras and Cape Fear—a distance of from 45 to 50 leagues. One entrance is at Ocracock inlet, and the other principal ones at Beaufort and New inlet; and even these afford but an incomplete protection for vessels of considerable tonnage. They cannot be safely entered by vessels drawing more than twelve or thirteen feet of water; larger vessels, therefore, are compelled to seek shelter in other harbors. While on a dangerous coast, in an inclement season of the year, and in times of peril and distress, if the mariner could be directed in his course to the true point of his destination, few losses would happen at sea, and voyages would more generally be brought to a successful termination; and light houses, beacons, and buoys, placed in proper situations, on or near rocky shores, or on coasts surrounded with shoals, certainly hold out the best means of guiding the ship to a place of safety, or of enabling her to shun the dangers which encircle her. If this part of North Carolina is destitute of harbors for large ships, it surely affords convenient openings in the coast, for vessels of an easy draught of water, and numerous vessels of this description are continually passing along these shores. If their safety can be assured, or their passage be rendered more secure, it is hoped the Government of the United States will never hesitate in granting aid to effect objects so important and desirable. Light houses have been already erected at Cape Hatteras and Cape Fear, and one is now erecting on Cape Lookout, but the shoals lay off so far from the shore, that vessels attempting to pass without them cannot always discern the lights. The outer part of Cape Hatteras shoal is supposed to be at least fifteen miles from land, that of Cape Lookout about the same distance, and the Frying Pan is near twenty miles from Cape Fear; the soundings on all of them are very unequal, and are so incorrectly reported on all the charts extant, that little or no reliance can be placed on any of them.

The committee are fully apprised of the importance of having accurate surveys of the whole American coast, and they ardently hope that Congress will, at the next session, direct a complete examination to be made of it, from the St. Croix to the Mississippi, and to the extreme southwestern part of Louisiana, in the Gulf of Mexico, including all our valuable harbors, bays, and inlets. Such a survey is much wanted, and we ought not any longer to rely on foreign charts for a knowledge of our own coast, when errors and omissions of great magnitude are known to exist in by far the greater part of them; and when, too, it is considered that corrections are seldom made in the American copies, it is presumed there can be no doubt of the propriety of directing the earliest attention to this interesting subject. But the committee are bound to confine their remarks to the examination of the points contained in the resolution immediately referred to them, and here they beg leave to state that a correct survey ought to be made, during the next summer, of the coast of North Carolina, from Cape Hatteras to the Frying Pan shoals. The soundings should be reported with the greatest exactness, every shoal should be particularly and carefully examined, and the latitude and longitude nicely ascertained. Intelligent persons ought to be employed in the survey, (officers from the navy, who are not immediately engaged in other service, might be selected in preference) and it should be their duty to report on "the practicability of erecting a light house, lighted beacon, or buoy, on or near the extreme points of the shoals, or of either of them." It may be unnecessary for the committee to give an opinion on the practicability of erecting a light house on either of these shoals, in the present stage of the business; they will, however, just observe that, if the piers can be fixed so as to raise the shoal above the edge of the water, it is probable a light house may be secured, so as to stand the attacks of the sea; and they are of opinion no reasonable expense ought to be refused, to secure an object of such importance to the commerce of the United States. Other nations have not withheld the payment of immense sums, for similar establishments, in situations equally exposed. The Cordovan light, at the entrance of the River Gironde, in France, and the Edystone light in England, reflect honor on their respective founders. Perhaps millions of property, and thousands of valuable lives, have been preserved by the wise and humane exertions of the Governments who directed these establishments.

The United States may have it in their power to accomplish an object equally honorable and praiseworthy; at any rate, in the opinion of the committee, it is richly worth the trial, and the expense ought not to influence the determination of Congress. The committee, therefore, have conceived it proper to report a bill embracing a provision for completing a survey of the coast of North Carolina, within the lines marked out in the resolution, and directing the Secretary of the Treasury to cause a report to be made at the next session of Congress, on the practicability of erecting a light house, lighted beacon, or buoy, on either of the shoals mentioned therein; which bill the committee ask leave to present with this report.

9th CONGRESS.]

No. 110.

[1st SESSION.

## COMMERCE WITH GREAT BRITAIN AND HER DEPENDENCIES, AND ALL PARTS OF THE WORLD.

COMMUNICATED TO THE HOUSE OF REPRESENTATIVES, MARCH 3, 1806.

The Secretary of the Treasury, in obedience to the resolutions of the House of Representatives, of the third, fifth, and seventh instant, respectfully submits the following report and statements:

The annexed statements, A to A 4, exhibit the quantity and value of the several articles exported from the United States to the dominions of Great Britain, in Europe, in the East Indies, and in America, respectively, during each of the years ending on the 30th day of September, 1802, 1803, and 1804, distinguishing the articles of domestic produce from foreign merchandise.

The statements B to B 4 show the quantity and value of the importations from Great Britain and her several dependencies, into the United States, during each of the same years, and, also, the gross amount of duties annually collected on each species of merchandise thus imported.

The statement C exhibits, in detail, for each of the same years, the quantity and value of the importations into the United States, from the dominions of Great Britain, and from every other country, respectively; and the gross amount of duties respectively collected on each species of merchandise imported from each country; and shows, also, the quantity and value of each species of merchandise re-exported during each of the calendar years 1802, 1803, and 1804, and the amount of drawbacks on such re-exportations. The table C 2 is a summary of the particular statement C, calculated on the average of the three years.

The statements D and D 2 exhibit, also, in a summary manner, the value of the exports of the United States to all parts of the world, for each of the same years.

The following general results, taking the average of the three years, are deduced from those statements:

## COMMERCE WITH GREAT BRITAIN AND HER DEPENDENCIES.

I. *With the dominions of Great Britain in Europe, (Gibraltar excepted.)*

The annual exports are estimated at about 15,690,000 dollars, viz:

<i>Domestic Produce.</i>	Cotton,	.	.	.	\$5,640,000	
	Tobacco,	.	.	.	3,220,000	
	Provisions,	.	.	.	2,160,000	
	Lumber, naval stores, and pot ashes,	.	.	.	1,510,000	
	All other articles of domestic produce,	.	.	.	900,000	
						\$13,430,000
<i>Foreign Merchandise,</i>						2,260,000
						\$15,690,000

And the annual imports, at 27,400,000 dollars, viz:

In merchandise paying duties on its value, and embracing, with inconsiderable exceptions, all the woollen, cotton, linen, silk, metal, earthen, glass, and paper manufactures,	26,060,000	
All the articles paying specific duties, and consisting, principally, of salt, steel, lead, nails, and porter,	1,340,000	
		27,400,000
Balance in favor of Great Britain,		\$11,710,000

On the exports to the dominions of Great Britain in Europe, it may be observed, that the tobacco is supposed to exceed the amount wanted for their own consumption; that, as the laws of Great Britain do not permit, for home consumption, the importation of the greater part of the articles of foreign merchandise, in American vessels, those which appear to have been shipped from the United States, have, generally, been either cleared for England and a market, or, when landed, warehoused for re-exportation; and, that flour and wheat, which are not a permanent article of exportation to Great Britain, constituted more than two-thirds of the value of the provisions exported to that country in 1802 and 1803. Although the quantity of cotton exported to Great Britain is increasing, and its value amounted, in 1804, to near \$6,200,000, yet, the total value of the exports to that country did not, in that year, exceed, in articles both of domestic and foreign produce, \$13,200,000; whilst the importations amounted to \$27,600,000; making a balance in favor of Great Britain, of \$14,200,000.

As that balance must necessarily be paid out of the proceeds of the exports of the United States to other countries, it follows that, on the value of those exports depends the ability to pay for British manufactures to that extent; and, that the quantity imported, either for home consumption or re-exportation, must be affected by every obstruction to the commerce of the United States with other countries.

II. *With the British East Indies.*

The annual exports amount only to 130,000 dollars, viz:

In articles of domestic produce,	\$47,000	
In articles of foreign produce,	83,000	
		\$130,000

And the annual imports to 3,530,000 dollars, viz:

In merchandise paying duties on its value, and consisting, principally, of white cotton goods,	\$2,950,000	
In all other articles, consisting, principally, of sugar, pepper, and cotton,	580,000	
		3,530,000

The balance is paid principally in specie, exported either directly from the United States, or, circuitously, from other countries; and the resources necessary to discharge it, arise, also, from the proceeds of the exports of the United States to such countries.

III. *With the Northern British Colonies in America.\**

The annual exports consist of the following articles:

<i>Domestic Produce.</i>	Provisions and live stock,	\$530,000	
	Lumber, naval stores, and pot ash,	90,000	
	Skins and furs,	160,000	
	All other articles,	60,000	
			\$840,000
<i>Foreign Merchandise,</i>			160,000
			<u>\$1,000,000</u>

The annual imports amount to 540,000 dollars, viz:

In goods paying duty ad valorem, and consisting principally of merchandise for the Indian trade, and of fish,	\$480,000
All articles paying specific duties,	60,000
	<u>\$540,000</u>

But it must be observed, 1st, That the value of the plaister of paris, which is one of the principal articles imported from those colonies, and pays no duty, is not included in that sum. 2dly, That the skins and furs, stated amongst the exports of the United States to the said colonies, are the proceeds of the Indian trade, carried on by the Canada merchants, in the United States and Louisiana, by the way of Michillimackinac and Detroit.

IV. *With the British West Indies.*

The exports consist of the following articles, viz:

<i>Domestic Produce.</i>	Provisions and live stock,	\$4,720,000	
	Lumber,	990,000	
	All other articles,	340,000	
			6,050,000
<i>Foreign Merchandise,</i>			430,000
			<u>\$6,480,000</u>

And the imports are as followeth, viz:

Spirits,	\$2,440,000
Sugar and coffee,	1,480,000
All other articles,	650,000
	<u>\$4,570,000</u>

The apparent balance in favor of the United States, which is paid partly in specie, but principally in bills on England, arises from the regulations by which the exportation of sugar and coffee, from those colonies, in American vessels, is generally prohibited.

## IMPORTATIONS FROM ALL PARTS OF THE WORLD.

The annual value of imports from all parts of the world, calculated on the average of the same three years, amounts to

	\$75,316,000
Of which, the value imported from the dominions of Great Britain, amounts to	35,970,000
And that imported from all other countries is as followeth, viz:	
From the Northern Powers, Prussia, and Germany,	\$7,094,000
From the dominions of Holland, France, Spain, and Italy,	25,475,000
From the dominions of Portugal,	1,083,000
From China, and other native Powers of Asia,	4,856,000
From all other countries, including also some articles not particularly discriminated,	838,000
	<u>39,346,000</u>
	<u>\$75,316,000</u>

The value of the several species of merchandise, thus imported, may be arranged as followeth:

1st. Articles principally imported from the dominions of Great Britain, viz:

Merchandise paying duties on its value,	\$39,489,000
Salt, nails, lead, steel, beer, cheese, shoes, and coals,	1,917,000
Rum,	3,881,000
	<u>45,287,000</u>
Of which are imported from the dominions of Great Britain,	\$33,461,000
And from all other countries,	11,826,000
	<u>\$45,287,000</u>

2d. Articles principally imported from other countries, viz.

Coffee,	\$8,373,000
Sugar,	7,794,000
Molasses,	1,930,000
Cotton, cocoa, indigo, pepper, and pimento,	2,257,000
Hemp, soap, candles, and all other articles, (wines, teas, gin, and brandy, excepted)	1,600,000
	<u>21,954,000</u>
Of which are imported from the dominions of Great Britain,	\$2,476,000
And from all other countries,	19,478,000
	<u>\$21,954,000</u>

3d. Articles only incidentally imported from Great Britain, viz:

Brandy and geneva,	\$2,753,000
Wines,	2,962,000
Teas,	2,360,000
	<u>8,075,000</u>
Of which are imported from the dominions of Great Britain,	\$33,000
From all other countries,	8,042,000
	<u>\$8,075,000</u>
	<u>\$75,316,000</u>

\*New Brunswick, Nova Scotia, Canada, and Newfoundland.

## EXPORTS TO ALL PARTS OF THE WORLD.

## I. Domestic Produce.

The annual value of the articles of domestic produce, exported to all parts of the world, calculated on the average of the same three years, is computed at \$39,928,000

Of which the amount exported to the dominions of Great Britain, is	\$20,653,000
And that to all other parts of the world, viz:	
To the Northern Powers, Prussia, and Germany,	\$2,918,000
To the dominions of Holland, France, Spain, and Italy,	12,183,000
To the dominions of Portugal,	1,925,000
To all other countries, including also some articles not particularly discriminated,	2,249,000
	<u>19,275,000</u>
	<u>\$39,928,000</u>

Considered in relation to the several quarters of the globe, and without reference to the dominions of any particular Power, those exports are distributed in the following manner, viz:

Exported to Europe,	\$22,957,000
to the West Indies and other American colonies,	15,607,000
to Asia, Africa, and the South seas,	1,364,000
	<u>\$39,928,000</u>

And the several articles of which these exports consist, are respectively valued as followeth, viz:

<i>Provisions.</i> Flour, wheat, corn, rice, and every other species of vegetable food,	\$13,040,000
Dried and pickled fish,	2,848,000
Beef, pork, butter, cheese, and every other species of animal food,	3,728,000
Cotton,	6,940,000
Tobacco,	6,143,000
Lumber, naval stores, and pot ashes,	4,387,000
All other articles,	2,842,000
	<u>\$39,928,000</u>

## II. Foreign Produce.

It has been stated that the annual value of importations amounted to \$75,316,000  
It also appears, by the statement C, that the amount re-exported, and entitled to drawback, was 19,370,000

Leaving for the amount on which the nett duties were collected, \$55,946,000

But, as the amount of drawbacks is calculated on the average of the three calendar years 1802, 1803, and 1804, instead of the years ending on the 30th day of September; as a considerable quantity of merchandise is re-exported, which is not entitled to drawback; and as the articles re-exported, being worth more in the United States than at the places from which they had been imported, ought accordingly to be rated higher; the value of the annual exports of foreign produce, as returned by the collectors, and exhibited in the statement D 2, though perhaps somewhat over-rated, affords, in that respect, more correct results than can be derived from the accounts of drawbacks.

It appears from that statement, D 2,

That the annual value of the articles of foreign produce, re-exported to all parts of the world, calculated on the average of the same three years, is estimated at \$28,533,000

Of which the amount exported to the dominions of Great Britain, is	\$3,054,000
And that to all other parts of the world, is, viz:	
To the Northern Powers, Prussia, and Germany,	\$5,051,000
To the dominions of Holland, France, Spain, and Italy,	18,495,000
To the dominions of Portugal,	396,000
To all other countries, including also some articles not particularly discriminated,	1,537,000
	<u>25,479,000</u>
	<u>\$28,533,000</u>

That, considered in relation to the several quarters of the globe, and without reference to the dominions of any particular Power, those exports are distributed in the following manner, viz:

Exported to Europe,	\$20,648,000
to the West Indies and other American colonies,	6,688,000
to Asia, Africa, and the South seas,	1,197,000
	<u>\$28,533,000</u>

And that the several articles of which those exports consist, are respectively valued as followeth, viz:

Merchandise paying ad valorem duties,	\$9,772,000
Coffee,	7,302,000
Sugar,	5,775,000
Cotton, cocoa, indigo, pimento, and pepper,	2,490,000
Teas,	1,304,000
Wines,	1,108,000
Spirits of every description,	642,000
All other articles,	140,000
	<u>\$28,533,000</u>

## GENERAL BALANCE.

The annual value of importations being stated at \$75,316,000  
And that of exports of domestic produce at \$39,928,000  
of foreign do. 28,533,000

Amounting together to 68,461,000  
\$6,855,000

Leaves an apparent balance against the United States, of near seven millions of dollars. But it must be observed, that the value of the importations having been computed, upon all the articles, on the same principle on which the duties ad valorem are calculated, that is to say, by adding from 10 to 20 per cent. to the prime cost and charges at the places from which the articles are imported; and it being ascertained that the portion imported in foreign vessels, on which alone the freight is paid to foreign nations, amounts, in value, to less than one-tenth part of the total value of importations; the United States pay to foreign nations, on the other nine tenths, no more than the prime costs and charges at the places from which the merchandise is imported, or, in the whole, no more than about sixty-seven millions of dollars, instead of \$75,316,000. And although the exports are probably rated by the collectors, as has been stated, above their value in America, yet they are certainly valued below the price obtained by the United States, in the foreign countries to which they are exported. The real balance may, therefore, be confidently considered as in favor of the United States, although its true amount cannot be correctly ascertained.

DUTIES.

The gross amount of duties annually collected on merchandise imported, amounts, for the same three years, (exclusively of the additional duties which constitute the Mediterranean fund) to	\$16,195,000
The annual amount of drawbacks averages	4,645,000
Leaving, for the annual amount of nett duties,	<u>\$11,550,000</u>

I. *Nett duties collected on the importations from Great Britain and other countries, respectively.*

The nett duties collected upon each species of merchandise imported, is correctly ascertained, and, on the principal articles, amounts to the following sums, viz:

On merchandise paying ad valorem duties,	\$4,618,000
Nails, lead, steel, beer, cheese, shoes, and coal,	\$161,000
Salt,	562,000
	723,000
Rum,	1,800,000
Geneva and brandy,	828,000
Teas,	475,000
Wines,	726,000
	1,201,000
Coffee,	393,000
Sugar,	1,337,000
Molasses,	320,000
	2,050,000
Cotton, pepper, indigo, cocoa, and pimento,	150,000
All other articles,	180,000
	330,000
	<u>\$11,550,000</u>

The amount of nett duties, collected on the importations from Great Britain and other countries, respectively, could not have been ascertained without causing great delay; and the following estimate is formed on the supposition that the re-exportations of similar articles, imported from different countries, are in the same ratio as the gross amounts of the same articles imported from such countries.

	NETT DUTIES ON MERCHANDISE IMPORTED FROM	
	Great Britain.	All other countries.
On merchandise paying duties ad valorem,		
Salt, nails, lead, steel, beer, cheese, shoes, and coal,	\$3,477,000	\$1,141,000
Rum,	453,000	270,000
Geneva, brandy, wines, and teas,	1,166,000	634,000
Sugar, coffee, and molasses,	6,000	2,023,000
All other articles,	290,000	1,760,000
	40,000	290,000
On all articles imported from Great Britain,	5,432,000	\$6,118,000
From all other countries,	6,118,000	
Total,	<u>\$11,550,000</u>	

As the duties, which constitute the Mediterranean fund, have not been noticed in these statements, it will be sufficient to observe that the annual amount of that fund, calculated on the average of the same three years, would be \$877,000

Of which the portion arising from importations from Great Britain may be computed at	\$780,000
And that from importations from all other countries, at	97,000
	<u>\$877,000</u>

II. *Duties collected on articles re-exported.*

These, which may be considered as the revenue derived from the carrying trade, consist of three items, viz:

1st. The three and a half per cent. retained on all drawbacks, have amounted, during the three years 1802, 1803, and 1804, to the following sums, viz:

In 1802,	\$180,088
In 1803,	138,732
In 1804,	188,163
Total,	<u>\$506,983</u>

Making, on the average of those years, an annual amount of near		\$170,000
2dly. Ten per cent. on the duty upon such goods, imported in foreign vessels, as are re-exported, estimated at		10,000
3dly. The duties paid on such articles, as are, for various causes, re-exported, without being entitled to drawback, cannot be ascertained with precision, particularly as relates to merchandise paying duties ad valorem.		
By an estimate, however, which is considered as nearly correct, it appears that the annual value of all other articles, thus exported, amounts, for the three years above mentioned, to near \$650,000, the duties on the importation of which did not fall short of	\$130,000	
The annual amount of merchandise, paying duties ad valorem, which was re-exported during the same years, amounts, by the collectors' returns, to \$9,772,000. The annual value of the same species of merchandise, on which the drawback was allowed, during the three calendar years 1802, 1803, and 1804, amounted precisely to \$4,411,000, but, on account of the difference between the exportations of the last quarters of the years 1801 and 1804, may, for the three years, commencing on the 1st of October, 1801, and ending on the 30th of September, 1804, be estimated at \$4,700,000, leaving still a difference of more than five millions of dollars between the total amount exported, as valued in the collectors' returns, and the true value of the amount on which the drawback was allowed. Supposing the value in the collectors' returns to have been over-rated 13 per cent. there would still remain an amount of near four millions of dollars exported, without the drawback having been allowed, and the duties on which may be estimated at	540,000	670,000
		<u>\$850,000</u>
	Total, .	

Making, altogether, eight hundred and fifty thousand dollars, for duties not paid by consumers, within the United States, but derived directly from the carrying trade. Measures were taken last year to obtain more correct data on that subject, the result of which will appear in the annual report of exports for the year ending on the 30th of September, 1805.

All which is respectfully submitted.

ALBERT GALLATIN, *Secretary of the Treasury.*

TREASURY DEPARTMENT, *February 28, 1806.*



## (A 1)

Exports to the Dominions of Great Britain, in Europe, for each of the years ending 30th of September, 1802, 1803, and 1804.

	QUANTITY.			VALUE IN DOLLARS.		
	1802.	1803.	1804.	1802.	1803.	1804.
<b>1. Articles of domestic produce.</b>						
Cotton, - - lbs. -	21,015,006	27,760,574	25,770,748	4,623,301	6,107,326	6,184,979
Tobacco, - - hlds. -	31,063	50,274	27,419	2,795,670	4,524,660	2,358,034
Flour, - - bbls. -	208,744	203,702	7,390	2,076,199	1,981,420	59,120
Wheat, - - bshls. -	201,250	234,536	-			
Rice, - - tierces, -	29,385	26,681	14,419	881,550	800,430	432,570
Beef and pork, - bbls. -	2,549	8,522	9,923	33,137	102,264	119,076
Pot and pearl ashes, tons, -	3,324	4,782	3,524	498,600	717,300	528,600
Staves and heading, M. -	4,295	9,563	9,802	266,238	526,550	523,150
Boards, plank, and scantling, - M. ft. -	1,350	2,666	3,202			
Timber, - - tons, -	9,611	10,404	12,848			
Dye woods, - - value, -	-	-	-	92,881	198,772	60,470
Pitch, tar, rosin, &c. bbls. -	52,926	137,165	117,056	185,241	480,077	468,224
Flaxseed, - - bushls. -	154,252	311,075	280,666	269,941	544,361	491,515
Skins and furs, - value, -	-	-	-	152,180	196,745	416,576
*All other articles, - do. -	-	-	-	191,583	279,339	145,345
Total value, -	-	-	-	12,066,521	16,459,264	11,787,659
<b>2. Articles of foreign produce.</b>						
Merchandise paying duties ad valorem, - - value, -	-	-	-	1,106,066	597,248	669,889
Indigo, - - lbs. -	158,368	8,851	8,675	277,144	13,177	17,340
Sugar, - - do. -	5,354,807	2,100,172	1,412,733	535,480	210,016	148,742
Cotton, - - do. -	2,458,919	764,366	1,470,660	614,630	152,873	338,251
Coffee, - - do. -	4,386,744	647,273	861,770	1,140,553	161,818	241,295
Teas, - - do. -	268,717	167,032	-	229,429	95,562	-
Wines, - - galls. -	1,691	3,564	1,092	1,798	6,130	2,184
Pepper, - - lbs. -	427,244	499,974	-	89,721	89,995	-
†All other articles, - value, -	-	-	-	22,208	15,271	1,141
Total value, -	-	-	-	4,017,029	1,342,090	1,418,842
Value of domestic produce as above, -	-	-	-	12,066,521	16,459,264	11,787,659
Total, -	-	-	-	16,083,550	17,801,354	13,206,501

## (A 2.)

Exports to the Dominions of Great Britain, in the East Indies, for each of the years ending 30th September, 1802, 1803, and 1804.

	QUANTITY.			VALUE IN DOLLARS.		
	1802.	1803.	1804.	1802.	1803.	1804.
<b>1. Articles of domestic produce.</b>						
Ginseng, - - lbs. -	-	125,122	-	-	37,536	-
Boards, plank, &c. M. ft. -	74	253	-	6,763	12,212	3,414
All other wood, &c. value, -	-	-	-			
Beef and pork, - bbls. -	144	160	679	1,444	10,771	7,866
Bacon and lard, - lbs. -	-	83,691	-			
Flour, - - bbls. -	100	660	130	800	5,280	1,170
Butter and cheese, - lbs. -	5,000	23,388	-	600	4,520	-
Soap and candles, - do. -	1,145	53,452	-	627	13,686	-
‡All other articles, - value, -	-	-	-	5,411	23,296	4,002
Total value, -	-	-	-	15,645	107,301	16,452
<b>2. Articles of foreign produce.</b>						
Merchandise paying duties ad valorem, - - value, -	-	-	-	31,747	26,172	35,949
Spirits, - - galls. -	12,007	23,020	45,191	12,007	23,020	45,191
Wines, - - do. -	9,998	11,890	10,054	14,672	12,984	19,021
§All other articles, - value, -	-	-	-	9,418	5,797	13,659
Total value, -	-	-	-	67,844	67,973	113,820
Value of domestic produce as above, -	-	-	-	15,645	107,301	16,452
Total, -	-	-	-	83,489	175,274	130,272

\* Consisting, principally, of ginseng, wax, medicinal drugs, whale oil, hams and bacon, distilled spirits, turpentine spirits, apples, cheese, ship bread and biscuit, lard, Indian meal, manufactured wood, &c.

† Consisting, principally, of lead, molasses, cocoa, pimento, and spirits.

‡ Consisting, principally, of pickled and dried fish, tobacco, Indian corn, iron castings and manufactures, household furniture, turpentine spirits, naval stores, hams and bacon, &c.

§ Consisting, principally, of cables and cordage, beer, ale, and porter, salt, soap, cigars, &c.

(A 3.)

Exports to the Dominions of Great Britain, on the continent of North America and Newfoundland, for each of the years ending 30th September, 1802, 1803, and 1804.

	QUANTITY.			VALUE IN DOLLARS.		
	1802.	1803.	1804.	1802.	1803.	1804.
<i>1. Articles of domestic produce.</i>						
Flour, - - - bbls. -	35,418	49,701	40,813	326,681	421,662	338,319
Bread and biscuit, - do. -	13,578	13,961	11,484			
Wheat, - - - bshls. -	19,554	10,931	6,692	32,135	79,666	61,681
Indian corn, - - do. -	38,509	94,821	52,396			
Indian and rye meal, bbls. -	1,084	8,064	5,596	65,793	126,077	58,622
Beef and pork, - do. -	5,861	11,142	5,027			
Bacon and lard, - do. -	13,222	30,153	33,259	2,770	20,772	25,151
Butter and cheese, - do. -	24,680	148,750	185,838			
Staves and heading, M. -	74	-	384	4,493	43,128	72,581
Boards, plank, &c. M. ft. -	201	1,004	3,048			
Shingles, - - - M. -	80	-	751	24,450	33,000	47,880
Timber, - - - tons. -	-	8,269	6,518			
Pot ashes, - - - do. -	163	220	342	13,961	14,227	16,206
Pitch, tar, rosin, &c. bbls. -	3,989	4,065	5,402			
Skins and furs, - value, -	-	-	-	-	210,050	269,305
*All other articles, do. -	-	-	-	42,278	57,264	93,561
Total value, - - - -	-	-	-	512,561	1,005,846	983,306
<i>2. Articles of foreign produce.</i>						
Merchandise paying duties ad valorem, - - - value, -	-	-	-	63,182	34,268	50,227
Teas, - - - lbs. -	54,845	71,544	72,740	54,015	65,868	44,579
Wines, - - - galls. -	24,506	4,817	2,277	19,186	5,013	2,343
Spirits, - - - do. -	9,619	6,603	20,310	9,619	6,603	20,310
Molasses, - - - do. -	15,985	15,928	20,138	7,992	7,964	10,069
†All other articles, - value, -	-	-	-	18,319	34,731	16,401
Total value, - - - -	-	-	-	172,313	154,447	143,929
Value of domestic produce as above, - - - -	-	-	-	512,561	1,005,846	983,306
Total, - - - -	-	-	-	684,874	1,160,293	1,127,235

\* Consisting, principally, of live stock, apples, beer, pickled and dried fish, rice, linseed, spermaceti, and whale oil, household furniture, flaxseed, hops, bar iron and castings, distilled spirits, saddlery, nails, cables and cordage, cotton, tobacco, &c.

† Consisting, principally, of sugar, coffee, spices, salt, cotton, indigo, cables and cordage, hemp, &c.

(A 4.)

Exports to the Dominions of Great Britain, in the West Indies, for each of the years ending 30th September, 1802, 1803, and 1804.

	QUANTITY.			VALUE IN DOLLARS.		
	1802.	1803.	1804.	1802.	1803.	1804.
<i>1. Articles of domestic produce.</i>						
Flour, - - - bbls. -	245,708	260,555	220,586	} 1,942,223	2,063,099	1,875,747
Bread and biscuit, - kegs, do. -	69,438	75,673	71,776			
Indian corn, - - bshls. -	630,705	815,191	446,498	} 557,419	670,983	620,812
Rye and Indian meal, - bbls. -	28,130	74,071	63,542			
Rice, - - - - - tierces. -	8,008	6,525	10,566	} 240,240	195,750	316,980
Oats, peas, beans, and potatoes, - - - bshls. -	159,769	120,404	136,035			
Beef and pork, - - bbls. -	51,088	52,087	93,582	} 665,074	601,314	1,163,350
Bacon and lard, - lbs. -	784,594	782,938	1,141,748			
Butter and cheese, - do. -	986,455	826,319	902,430	} 113,584	106,625	119,348
Fish, dried, - - - quint. -	92,679	71,495	76,822			
Do. pickled, bbls. & kegs, -	33,788	29,523	37,095	} 550,083	484,103	529,858
Horned cattle, hogs, and sheep, - - - No. -	16,507	16,004	15,113			
Horses and mules, - No. -	4,727	2,797	3,187	} 196,850	122,763	165,599
Staves & heading, hoops, &c. - - - M. -	18,074	16,553	14,392			
Boards, plank, &c. - M. ft. -	42,831	42,206	35,499	} 230,900	139,596	156,300
Shingles, - - - M. -	50,283	47,231	44,340			
All other wood, - - value, -	-	-	-	} 1,216,107	866,225	890,786
Tobacco, - - - - - hhds. -	1,398	1,335	1,378			
Soap and candles, - lbs. -	609,196	367,772	970,619	} 111,840	93,450	96,460
*All other articles, - value, -	-	-	-			
				} 104,231	68,131	154,424
				} 195,132	134,590	145,093
Total value, - - - - -	-	-	-	6,228,464	5,624,647	6,315,667
<i>2. Articles of foreign produce.</i>						
Merchandise paying duties ad valorem, - - - value, -	-	-	-	369,298	67,724	469,307
Spirits, - - - - - galls. -	20,235	6,514	89,848	20,235	6,514	89,848
Wines, - - - - - do. -	61,130	6,899	168,022	59,119	7,768	138,243
Teas, - - - - - lbs. -	7,330	4,204	7,303	8,055	4,933	9,751
†All other articles, - value, -	-	-	-	4,319	4,034	24,842
Total value, - - - - -	-	-	-	461,026	90,973	731,991
Value of domestic produce, as above,	-	-	-	6,228,464	5,624,647	6,315,667
Total, - - - - -	-	-	-	6,689,490	5,715,620	7,047,658

\* Consisting, principally, of pot ashes, apples, beer, barley, boots and shoes, cables and cordage, wool and cotton cards, pleasurable carriages, household furniture, iron castings, &c. skins and furs, saddlery, oils, spermaceti, fish, and linseed, manufactured tobacco, wax, &c.

† Consisting, principally, of glauber salts, medicinal drugs, shoes and slippers, copper and brass, spices, &c.

## (B 1.)

Importations into the United States, from the British Dominions in Europe, for each of the years ending on the 30th of September, 1802, 1803, and 1804.

GOODS PAYING DUTIES AD VALOREM, &c.	Quantity.			Value.			Rate of duty. Cents.	Amount of duty.		
	1802.	1803.	1804.	1802.	1803.	1804.		1802.	1803.	1804.
At twelve and a half per cent. - value,	-	-	-	19,102,534 00	20,003,381 00	19,977,733 00	-	2,387,816 75	2,500,422 62	2,497,216 62
At fifteen per cent. - do.	-	-	-	6,428,880 00	6,123,455 00	5,916,436 00	-	964,332 00	918,518 25	887,465 40
At twenty per cent. - do.	-	-	-	198,666 00	191,122 00	245,909 00	-	39,733 20	38,224 40	49,181 80
Salt, - - - - - bushels;	1,242,309	1,423,882	1,261,234	248,461 80	284,776 40	252,246 80	20	248,461 80	284,776 40	252,246 80
Nails, and spikes, - - - pounds,	3,051,782	3,839,297	3,935,051	370,954 04	466,149 82	476,652 65	1 to 2	58,698 15	73,727 65	75,316 86
Lead and manufactures of lead, - do.	1,227,452	1,991,867	3,298,727	110,470 68	179,268 03	296,885 43	1	12,274 52	19,918 67	32,987 27
Steel, - - - - - cwt.	5,538	5,335	5,578	83,070 00	80,025 00	83,070 00	100	5,538 00	5,335 00	5,578 00
Beer, ale, and porter, - - - gallons,	161,698	222,327	108,131	71,147 12	97,823 88	47,577 64	8	12,935 84	17,786 16	8,650 48
Cheese, - - - - - pounds,	139,578	83,679	57,220	34,894 50	20,919 75	14,305 00	7	9,770 46	5,857 53	4,005 40
Boots and shoes, - - - pairs,	64,757	55,783	43,390	82,226 25	72,795 25	55,577 75	10 to 75	12,290 00	10,851 30	8,304 45
Coal, - - - - - bushels,	359,468	479,401	300,059	32,352 12	43,146 09	27,005 31	5	17,973 40	23,970 05	15,002 95
* All other articles, - - - value,	-	-	-	104,540 78	150,680 65	224,998 50	-	19,425 23	35,309 91	41,725 83
<b>Total,</b> - - - - -	-	-	-	26,868,197 29	27,713,542 87	27,618,997 08	-	3,789,249 35	3,934,697 94	3,877,681 86

\* Consisting, principally, of wines, spirits, molasses, sugar, soap, pepper, snuff, cotton, cordage, twine, glauher salts, playing cards, &c.

## (B 2.)

Importations into the United States, from the British East Indies, for each of the years ending on the 30th of September, 1802, 1803, and 1804.

GOODS PAYING DUTIES AD VALOREM, &c.	Quantity.			Value.			Rate of duty. Cents.	Amount of duty.		
	1802.	1803.	1804.	1802.	1803.	1804.		1802.	1803.	1804.
At twelve and a half per cent. - value,	-	-	-	2,906,478 00	2,286,622 00	3,585,985 00	-	363,309 75	285,827 75	448,248 12
At fifteen per cent. - do.	-	-	-	7,107 00	25,239 00	47,597 00	-	1,066 05	3,785 85	7,139 55
At twenty per cent. - do.	-	-	-	-	12 00	-	-	-	2 40	-
Sugar, - - - - - pounds,	3,633,072	5,998,631	8,403,342	217,984 32	359,917 86	504,200 52	2½	90,826 80	149,965 77	210,083 55
Cotton, - - - - - do.	88,758	540,401	255,442	22,189 50	135,100 25	63,860 50	3	2,662 74	16,212 03	7,663 26
Pepper, - - - - - do.	651,314	417,705	564,047	71,644 54	45,947 55	62,045 17	6	39,078 84	25,062 30	33,842 82
† All other articles, - - - value,	-	-	-	104,393 99	45,778 50	89,594 00	-	21,120 06	7,566 80	15,319 28
<b>Total,</b> - - - - -	-	-	-	3,329,797 35	2,898,617 16	4,353,282 19	-	518,064 24	488,422 90	722,296 58

† Consisting, principally, of wines, coffee, sugar candy, cigars, indigo, cordage, twine, hemp, teas, &c.

## (B 3.)

Importations into the United States, from the Dominions of Great Britain, on the continent of North America and Newfoundland, for each of the years ending 30th September, 1802, 1803, and 1804.

GOODS PAYING DUTIES AD VALOREM, &c.	Quantity.			Value.			Rate of duty.	Amount of duty.		
	1802.	1803.	1804.	1802.	1803.	1804.	Cents.	1802.	1803.	1804.
At twelve and a half per cent., - value,	-	-	-	368,826 00	328,830 00	603,855 00	- -	46,103 25	41,103 75	75,481 87
At fifteen per cent., - do.	-	-	-	42,724 00	38,406 00	59,034 00	- -	6,408 60	5,760 90	8,855 10
At twenty per cent., - do.	-	-	-	1,067 00	804 00	1,403 00	- -	213 40	160 80	280 60
Salt, - - - - bushels,	4,608	12,689	28,005	1,152 00	3,172 25	7,001 25	20	921 60	2,537 80	5,601 00
Coal, - - - - do.	6,538	4,898	10,873	588 42	440 82	978 57	5	326 90	244 90	543 65
* All other articles, - - - value,	-	-	-	23,591 05	30,132 55	119,447 85	- -	8,180 23	8,416 55	20,815 29
Total, -	-	-	-	437,948 47	401,785 62	791,719 67	- -	62,153 98	58,224 70	111,577 51

\* Consisting, principally, of wines, spirits, beer, teas, coffee, sugar, molasses, pimento, tobacco, snuff, nails, lead, steel, twine, shoes, playing cards, &c.

## (B 4.)

Importations into the United States, from the British West Indies, for each of the years ending on the 30th of September, 1802, 1803, and 1804.

GOODS PAYING DUTIES AD VALOREM, &c.	Quantity.			Value.			Rate of duty.	Amount of duty.		
	1802.	1803.	1804.	1802.	1803.	1804.	Cents.	1802.	1803.	1804.
At twelve and a half per cent. - value,	-	-	-	79,564 00	42,613 00	43,292 00	- -	9,945 50	5,326 62	5,411 50
At fifteen per cent. - do.	-	-	-	73,543 00	73,614 00	66,653 00	- -	11,031 45	11,042 10	9,997 95
At twenty per cent. - do.	-	-	-	532 00	136 00	1,384 00	- -	106 40	27 20	276 80
Spirits, - - - - gallons,	4,212,792	3,627,838	4,356,290	2,527,675 20	2,176,702 80	2,613,714 00	25 a 46	1,248,611 67	1,063,537 57	1,295,999 72
Salt, - - - - bushels,	801,803	758,422	801,249	200,450 75	189,605 50	200,312 25	20	150,360 60	151,684 40	160,249 80
Sugar, - - - - pounds,	10,783,925	14,900,910	11,961,375	862,714 00	1,192,072 80	956,910 00	2½ a 3	271,465 92	372,948 25	300,369 83
Coffee, - - - - do.	1,764,391	1,909,734	1,997,162	441,097 75	477,433 50	499,290 50	5	88,219 55	95,486 70	99,858 10
Molasses, - - - - gallons,	569,823	598,799	626,360	170,946 90	179,639 70	187,908 00	5	28,491 15	29,939 95	31,318 00
Pimento, - - - - pounds,	219,647	721,094	518,498	26,357 64	86,531 28	62,219 76	4	8,785 88	28,843 76	20,739 92
Cotton, - - - - do.	65,193	59,436	11,534	16,298 25	14,859 00	2,883 50	3	1,955 79	1,783 08	346 02
† All other articles, - - - value,	-	-	-	87,711 37	59,654 39	104,619 01	- -	15,467 78	10,031 19	15,291 48
Total, -	-	-	-	4,486,890 86	4,492,861 97	4,739,186 02	- -	1,844,441 69	1,770,650 81	1,939,859 12

† Principally consisting of wines, teas, cheese, cigars, nails, lead, cordage, coal, boots and shoes, cocoa, indigo, &c.

## C.

*A particular Statement of the principal foreign articles imported into the United States, for each of the years ending on the 30th of September, 1802, 1803, and 1804.*

COUNTRIES.	VALUE.			DUTY.		
	1802.	1803.	1804.	1802.	1803.	1804.
<b>1. MERCHANDISE PAYING 12½ PER CENT. AD VALOREM.</b>						
Great Britain and dominions, - - -	22,457,402	22,661,446	24,210,865	2,807,175 25	2,832,680 75	3,026,358 12
Russia, do. do. - - -	1,130,155	1,050,937	1,626,604	141,269 38	131,367 13	203,325 50
Prussia, do. do. - - -	27,796	1,935	290,826	3,474 50	241 87	36,353 25
Sweden, do. do. - - -	130,052	111,989	258,750	16,256 50	13,998 63	32,343 75
Denmark, do. do. - - -	197,783	238,749	606,541	24,722 87	29,843 62	75,817 63
Hamburg, Bremen, and other ports of Germany, - - -	2,926,174	1,019,111	468,437	365,771 75	127,388 88	58,554 62
United Netherlands and dominions, - -	744,859	464,703	1,083,581	93,107 38	58,087 87	135,447 63
France, do. do. - - -	1,000,478	687,615	866,342	125,059 75	85,951 88	108,292 75
Spain, do. do. - - -	432,308	204,809	109,547	54,038 50	25,601 12	13,693 37
Portugal, do. do. - - -	143,059	33,015	37,412	17,882 37	4,126 87	4,676 50
Italy and Trieste, - - -	165,029	72,016	392,071	20,628 63	9,002 00	49,008 88
China and other native Asiatic Powers, -	2,230,240	2,053,302	2,002,187	278,780 00	256,662 75	250,273 37
All other countries, - - -	27,129	7,868	23,086	3,391 12	983 50	2,865 75
Total, - - -	31,612,464	28,607,495	31,976,249	3,951,558 00	3,575,936 87	3,997,031 12
Exported, - - -	5,084,080	2,226,090	4,537,003	613,267 00	268,522 00	589,171 00
	26,528,384	26,381,405	27,439,246	3,338,291 00	3,307,414 87	3,407,860 12
<b>2. MERCHANDISE PAYING 15 PER CENT. AD VALOREM.</b>						
Great Britain and dominions, - - -	6,552,254	6,260,714	6,089,720	982,838 10	939,107 10	913,458 00
Russia, do. do. - - -	22,952	19,258	55,129	3,442 80	2,888 70	8,269 35
Prussia, do. do. - - -	5,637	6,533	5,143	845 55	979 95	771 45
Sweden, do. do. - - -	3,836	3,728	27,384	575 40	559 20	4,107 60
Denmark, do. do. - - -	25,267	28,826	39,884	3,790 05	4,323 90	5,982 60
Hamburg, Bremen, and other ports of Germany, - - -	326,659	251,313	44,935	48,998 85	37,696 95	6,740 25
United Netherlands and dominions, - -	206,110	210,525	377,524	30,916 50	31,578 75	56,628 60
France, do. do. - - -	711,463	461,086	712,951	106,719 45	69,162 90	106,942 65
Spain, do. do. - - -	390,065	299,952	239,511	58,509 75	44,992 80	35,926 65
Portugal, do. do. - - -	97,807	92,945	58,528	14,671 05	13,941 75	8,779 20
Italy and Trieste, - - -	155,844	89,261	219,406	23,376 60	13,389 15	32,910 90
China, &c. - - -	182,496	297,153	166,401	27,374 40	44,572 95	24,960 15
All other countries, - - -	28,845	25,669	118,597	4,326 75	3,850 35	17,789 55
Total, - - -	8,709,235	8,046,963	8,155,113	1,306,385 25	1,207,044 45	1,223,266 95
Exported, - - -	526,393	201,867	578,050	76,196 00	29,221 00	88,721 00
	8,182,842	7,845,096	7,577,063	1,230,189 25	1,177,823 45	1,134,545 95
<b>3. MERCHANDISE PAYING 20 PER CENT. AD VALOREM.</b>						
Great Britain and dominions, - - -	200,265	192,074	248,696	40,053 00	38,414 80	49,739 20
Russia, do. do. - - -	425	488	705	85 00	97 60	141 00
Prussia, do. do. - - -	987	-	5,359	197 40	-	1,071 80
Sweden, do. do. - - -	1,678	26	11,462	335 60	5 20	2,292 40
Denmark, do. do. - - -	4,554	1,798	19,169	910 80	359 60	3,833 80
Hamburg, Bremen, and other ports of Germany, - - -	192,471	132,538	35,731	38,494 20	26,507 60	7,146 20
United Netherlands and dominions, - -	104,775	51,099	87,887	20,955 00	10,219 80	17,577 40
France, do. do. - - -	18,664	14,245	15,066	3,732 80	2,849 00	3,013 20
Spain, do. do. - - -	3,869	1,540	945	773 80	308 00	189 00
Portugal, do. do. - - -	280	2,369	711	56 00	473 80	142 20
Italy and Trieste, - - -	2,755	724	4,684	551 00	144 80	936 80
China, &c. - - -	20	1,823	322	4 00	364 60	64 40
All other countries, - - -	82	881	88	16 40	176 20	17 60
Total, - - -	530,825	399,605	430,825	106,165 00	79,921 00	86,165 00
Exported, - - -	41,980	11,290	27,242	8,102 00	2,179 00	5,465 00
	488,845	388,315	403,583	98,063 00	77,742 00	80,700 00

## STATEMENT C—Continued.

COUNTRIES.	Quantity.			Value.			Duty.		
	1802.	1803.	1804.	1802.	1803.	1804.	1802.	1803.	1804.
<b>4. NAILS AND SPIKES, PAYING A DUTY OF TWO AND ONE CENTS PER POUND.</b>									
Great Britain and dominions, - - -	3,121,362	3,851,192	3,942,349	379,651 53	467,577 22	477,560 40	60,089 75	73,959 55	75,461 82
Prussia, and do. - - -	10,016	-	-	1,252 00	-	-	200 22	-	-
Sweden, and do. - - -	1,211	11,927	6,996	151 38	1,486 33	874 50	24 22	237 53	139 92
Denmark, and do. - - -	3,728	24,169	-	330 19	2,141 02	-	44 38	287 80	-
Hamburg, Bremen, and other ports of Germany, -	11,734	51,628	885	1,466 75	5,858 46	110 63	234 68	900 33	17 70
United Netherlands and dominions, -	169,900	136,944	193,896	21,237 50	16,743 82	24,201 72	3,398 00	2,655 73	3,870 08
France and dominions, -	53,464	101,622	43,393	6,479 06	12,487 47	5,374 35	1,023 96	1,984 60	856 80
Spain and do. - - -	76,756	11,136	5,103	9,594 50	1,392 00	637 88	1,535 12	222 72	102 06
All other countries, - - -	-	3,932	177	-	491 50	22 12	-	78 64	3 54
<b>Total, -</b>	<b>3,448,171</b>	<b>4,192,550</b>	<b>4,192,799</b>	<b>420,162 91</b>	<b>508,177 82</b>	<b>508,781 60</b>	<b>66,550 33</b>	<b>80,326 90</b>	<b>80,451 92</b>
<b>Exported, -</b>	<b>338,200</b>	<b>162,000</b>	<b>349,792</b>	<b>41,280 50</b>	<b>20,101 50</b>	<b>43,565 46</b>	<b>6,314 00</b>	<b>3,095 00</b>	<b>6,717 00</b>
	<b>3,109,971</b>	<b>4,030,550</b>	<b>3,843,007</b>	<b>378,882 41</b>	<b>488,076 32</b>	<b>465,216 14</b>	<b>60,236 33</b>	<b>77,231 90</b>	<b>73,734 92</b>
<b>5. LEAD, AND MANUFACTURES OF LEAD, PAYING A DUTY OF ONE CENT PER POUND.</b>									
Great Britain and dominions, - - -	1,310,276	2,052,498	3,343,876	117,924 84	185,090 88	300,948 84	13,102 76	20,524 98	33,438 76
Denmark and do. - - -	55	1,927	28,013	4 95	173 43	2,521 17	55	19 27	280 13
Hamburg, Bremen, and other ports of Germany, -	88,803	485	1,562	7,992 27	43 65	140 58	888 03	4 85	15 62
United Netherlands and dominions, -	1,474	21,164	26,772	132 66	1,904 76	2,409 48	14 74	211 64	267 72
France and do. - - -	4,396	14,889	85,637	395 64	1,340 01	7,707 33	43 96	148 89	856 37
Spain and do. - - -	210,179	154,693	59,638	18,916 11	13,922 37	5,367 42	2,101 79	1,546 93	596 38
China, &c. - - -	-	155,268	-	-	13,974 12	-	-	1,552 68	-
All other countries, - - -	111	938	-	9 99	84 42	-	1 11	9 38	-
<b>Total, -</b>	<b>1,615,294</b>	<b>2,401,862</b>	<b>3,545,498</b>	<b>145,376 46</b>	<b>216,533 64</b>	<b>319,094 82</b>	<b>16,152 94</b>	<b>24,018 62</b>	<b>35,454 98</b>
<b>Exported, -</b>	<b>272,400</b>	<b>72,100</b>	<b>80,518</b>	<b>24,516 00</b>	<b>6,489 00</b>	<b>7,246 62</b>	<b>2,629 00</b>	<b>696 00</b>	<b>777 00</b>
	<b>1,342,894</b>	<b>2,329,762</b>	<b>3,464,980</b>	<b>120,860 46</b>	<b>210,044 64</b>	<b>311,848 20</b>	<b>13,523 94</b>	<b>23,322 62</b>	<b>34,677 98</b>

## STATEMENT C—Continued.

COUNTRIES.	Quantity:			Value.			Duty.		
	1802.	1803.	1804.	1802.	1803.	1804.	1802.	1803.	1804.
6. STEEL, PAYING A DUTY OF 100 CENTS PER CWT.									
Great Britain and dominions, - - - - -	5,639	5,374	5,579	84,585 00	80,707 50	83,685 00	5,639 00	5,374 00	5,579 00
Russia and do. - - - - -	8	590	-	120 00	8,850 00	-	8 00	590 00	-
Prussia and do. - - - - -	120	25	254	1,800 00	375 00	3,810 00	120 00	25 00	254 00
Denmark and do. - - - - -	-	27	156	-	405 00	2,340 00	-	27 00	156 00
Hamburg, Bremen, and other ports of Germany, - - - - -	507	302	5	7,605 00	4,530 00	75 00	507 00	302 00	5 00
United Netherlands and dominions, - - - - -	5,370	1,438	2,476	80,550 00	21,570 00	37,140 00	5,370 00	1,438 00	2,476 00
France and dominions, - - - - -	278	48	47	4,170 00	720 00	705 00	278 00	48 00	47 00
Spain and do. - - - - -	97	250	41	1,455 00	3,750 00	615 00	97 00	250 00	41 00
Italy and Trieste, - - - - -	526	91	20	7,890 00	1,365 00	300 00	526 00	91 00	20 00
China, &c. - - - - -	-	221	-	-	3,315 00	-	-	221 00	-
All other countries, - - - - -	70	25	1	1,050 00	375 00	15 00	70 00	25 00	1 00
Total, - - - - -	12,615	8,391	8,579	189,225 00	125,962 50	128,685 00	12,615 00	8,391 00	8,579 00
Exported, - - - - -	780	49	-	11,700 00	735 00	-	753 00	48 00	-
	11,835	8,342	8,579	177,525 00	125,227 50	128,685 00	11,862 00	8,343 00	8,579 00
7. BEER, ALE, AND PORTER, PAYING A DUTY OF EIGHT CENTS PER GALLON.									
Great Britain and dominions, - - - - -	162,744	223,202	121,914	71,607 36	98,208 88	53,642 16	13,019 52	17,856 16	9,753 12
All other countries, - - - - -	3,568	3,208	3,683	1,569 92	1,411 52	1,620 52	285 44	256 64	294 64
Total, - - - - -	166,312	226,410	125,597	73,177 28	99,620 40	55,262 68	13,304 96	18,112 80	10,047 76
Exported, - - - - -	7,050	2,612	4,871	3,102 00	1,149 28	2,143 24	544 00	201 00	376 00
	159,262	223,798	120,726	70,075 28	98,471 12	53,119 44	12,760 96	17,911 80	9,671 76



## STATEMENT C—Continued.

COUNTRIES.	Quantity.			Value.			Duty.		
	1802.	1803.	1804.	1802.	1803.	1804.	1802.	1803.	1804.
<b>8. CHEESE, PAYING A DUTY OF 7 CENTS PER POUND.</b>									
Great Britain and dominions, - - - -	143,498	85,279	57,397	35,874 50	21,319 75	14,349 25	10,044 86	5,969 53	4,017 79
Hamburg, Bremen, and other ports of Germany, - - - -	30,215	416		7,553 75	104 00		2,115 05	29 12	
United Netherlands and dominions, - - - -	433,982	41,175	70,313	108,495 50	10,293 75	17,578 25	30,378 74	2,882 25	4,921 91
France and do. - - - -	12,190	4,337	24,913	3,047 50	1,084 25	6,228 25	853 30	303 59	1,743 91
All other countries, - - - -	17,760	1,296	3,031	4,440 00	324 00	757 75	1,243 20	90 72	213 17
<b>Total,</b> - - - -	<b>637,645</b>	<b>132,503</b>	<b>155,654</b>	<b>\$159,411 25</b>	<b>\$33,125 75</b>	<b>\$38,913 50</b>	<b>\$44,635 15</b>	<b>\$9,275 21</b>	<b>\$10,895 78</b>
<b>Exported,</b> - - - -	<b>311,714</b>	<b>63,785</b>	<b>113,708</b>	<b>77,928 50</b>	<b>15,946 25</b>	<b>28,427 00</b>	<b>21,056 00</b>	<b>4,309 00</b>	<b>7,681 00</b>
	<b>325,931</b>	<b>68,718</b>	<b>41,946</b>	<b>\$81,482 75</b>	<b>\$17,179 50</b>	<b>\$10,486 50</b>	<b>\$23,579 15</b>	<b>\$4,966 21</b>	<b>\$3,214 78</b>
<b>9. BOOTS AND SHOES, PAYING A DUTY OF FROM 10 TO 75 CENTS PER PAIR.</b>									
Great Britain and dominions, - - - -	66,906	59,186	45,527	84,839 75	76,266 50	57,753 50	12,679 65	11,368 60	8,629 15
Hamburg, Bremen, and other ports of Germany, - - - -	4,760	2,074	344	4,983 50	2,080 00	330 75	754 50	312 10	48 75
United Netherlands and dominions, - - - -	840	397	2,761	906 00	668 50	3,469 75	139 20	105 25	519 70
France, and do. - - - -	12,546	10,708	20,726	14,913 50	13,024 25	22,681 75	2,318 20	2,001 65	3,456 65
Spain, and do. - - - -	6,193	2,044	353	8,796 00	2,673 50	353 00	1,404 55	412 30	52 95
China, &c. - - - -	1,121	1,785	680	1,587 25	2,567 50	872 00	261 40	424 25	140 40
All other countries, - - - -	1,202	206	2,349	1,525 25	342 00	3,267 50	244 55	52 30	508 05
<b>Total,</b> - - - -	<b>93,568</b>	<b>76,400</b>	<b>72,740</b>	<b>\$117,551 25</b>	<b>\$97,622 25</b>	<b>\$88,728 25</b>	<b>\$17,802 05</b>	<b>\$14,676 45</b>	<b>\$13,354 65</b>
<b>Exported,</b> - - - -	<b>9,539</b>	<b>4,035</b>	<b>14,921</b>	<b>11,710 50</b>	<b>5,528 50</b>	<b>16,755 50</b>	<b>1,739 00</b>	<b>834 00</b>	<b>2,431 00</b>
	<b>84,029</b>	<b>72,365</b>	<b>57,819</b>	<b>\$105,840 75</b>	<b>\$92,093 75</b>	<b>\$71,972 75</b>	<b>\$16,063 05</b>	<b>\$13,842 45</b>	<b>\$10,923 65</b>
<b>10. COAL, PAYING A DUTY OF 5 CENTS PER BUSHEL.</b>									
Great Britain and dominions, - - - -	369,395	487,694	313,183	33,245 55	43,892 46	28,186 47	18,469 75	24,384 70	15,659 15
United Netherlands, do. - - - -	3,688	10,779	3,461	331 92	970 11	311 49	184 40	538 95	173 05
All other countries, - - - -	10,662	5,669	9,047	959 58	510 21	814 23	533 10	283 45	452 35
<b>Total,</b> - - - -	<b>383,745</b>	<b>504,142</b>	<b>325,691</b>	<b>\$34,537 05</b>	<b>\$45,372 78</b>	<b>\$29,312 19</b>	<b>\$19,187 25</b>	<b>\$25,207 10</b>	<b>\$16,284 55</b>
<b>Exported,</b> - - - -	<b>6,180</b>	<b>6,180</b>	<b>-</b>	<b>-</b>	<b>556 20</b>	<b>-</b>	<b>-</b>	<b>298 00</b>	<b>-</b>
	<b>383,745</b>	<b>497,962</b>	<b>325,691</b>	<b>\$34,537 05</b>	<b>\$44,816 58</b>	<b>\$29,312 19</b>	<b>\$19,187 25</b>	<b>\$24,909 10</b>	<b>\$16,284 55</b>

## STATEMENT C—Continued.

COUNTRIES. 11. SALT, PAYING A DUTY OF 20 CENTS PER BUSHEL OF 56 LBS.	Quantity.			Value.			Duty.		
	1802.	1803.	1804.	1802.	1803.	1804.	1802.	1803.	1804.
WEST INDIES.									
British and American colonies, . . . . .	806,411	771,111	829,254	201,602 75	192,777 75	207,313 50	161,282 20	154,222 20	165,850 80
Dutch, do. . . . .	35,032	14,962	8,979	8,758 00	3,740 50	2,244 75	7,006 40	2,992 40	1,795 80
French, do. . . . .	80,398	42,608	8,579	20,099 50	10,652 00	2,144 75	16,079 60	8,521 60	1,715 80
All other, . . . . .	27,274	38,023	28,000	6,818 50	9,505 75	7,000 00	5,454 80	7,604 60	5,600 00
EUROPE.									
Great Britain, &c. . . . .	1,242,309	1,423,882	1,261,234	248,461 80	284,776 40	252,246 80	248,461 80	284,776 40	252,246 80
Hamburg, Bremen, &c. . . . .	19,815	29,480	8,082	3,963 00	5,896 00	1,616 40	3,963 00	5,896 00	1,616 40
France, . . . . .	80,389	15,605	65,470	16,077 80	3,121 00	13,094 00	16,077 80	3,121 00	13,094 00
Spain, . . . . .	296,182	411,267	276,291	59,236 40	82,253 40	55,258 20	59,236 40	82,253 40	55,258 20
Portugal, . . . . .	548,129	817,320	549,467	109,625 80	163,464 00	109,893 40	109,625 80	163,464 00	109,893 40
Italy, . . . . .	8,333	32,034	12,926	1,666 60	6,406 80	2,585 20	1,666 60	6,406 80	2,585 20
All other parts of, . . . . .	39,102	7,712	6,488	7,820 40	1,542 40	1,297 60	7,820 40	1,542 40	1,297 60
AFRICA.									
Madeira, . . . . .	1,597	23,662	13,904	319 40	4,732 40	2,780 80	319 40	4,732 40	2,780 80
Cape de Verd Islands, . . . . .	374,719	220,545	407,194	74,943 80	44,109 00	81,438 80	74,943 80	44,109 00	81,438 80
All other parts of, . . . . .	4,471	14,592	3,324	894 20	2,918 40	664 80	894 20	2,918 40	664 80
All other countries, . . . . .	444	.	687	88 80	.	137 40	88 80	.	137 40
Total, . . . . .	3,564,605	3,862,803	3,479,879	760,376 75	815,895 80	739,716 40	712,921 00	772,560 60	695,975 80
Exported, . . . . .	704,125	782,224	994,755				140,585 00	156,278 86	198,733 51
	2,860,480	3,080,579	2,485,124				572,336 00	616,281 74	497,242 29

## STATEMENT C—Continued.

COUNTRIES.	Quantity.			Value.			Duty.		
	1802.	1803.	1804.	1802.	1803.	1804.	1802.	1803.	1804.
12. SPIRITS, PAYING A DUTY OF FROM 25 TO 50 CENTS PER GALLON, VIZ:									
1st. Distilled from Grain or Gin.									
Prussia, . . . . .	18,101	515	34,858	10,860 60	309 00	20,914 80	5,478 38	144 20	9,834 65
Hamburg, Bremen, &c. . . . .	25,945	11,512	7,445	15,567 00	6,907 20	4,467 00	8,517 92	3,499 60	2,084 60
United Netherlands, . . . . .	692,012	869,144	1,617,466	415,207 20	521,486 40	970,479 60	195,769 55	247,682 22	458,008 69
All other countries, . . . . .	20,243	32,358	47,652	12,145 80	19,354 80	28,591 20	7,196 17	10,304 30	14,234 34
Total, . . . . .	756,301	913,429	1,707,421	453,780 60	548,057 40	1,024,452 60	216,962 02	261,630 32	484,162 28
Exported, . . . . .	69,343	73,563	312,509	41,605 80	44,137 80	187,505 40	18,584 00	19,715 00	85,354 00
	686,958	839,866	1,394,912	412,174 80	503,919 60	836,947 20	198,378 02	241,915 32	398,808 28
2d. Distilled from Molasses, (being principally imported from the West Indies) or Rum.									
WEST INDIES.									
British and American colonies, . . . . .	4,216,186	3,631,519	4,360,847	2,529,711 60	2,178,911 40	2,616,508 20	1,249,799 11	1,064,658 60	1,297,442 71
Swedish, . . . . .	68,004	77,166	83,598	40,802 40	46,299 60	50,168 80	19,340 72	21,515 78	22,525 70
Danish, . . . . .	1,271,592	1,097,810	1,227,180	762,955 20	658,686 00	736,308 00	358,759 88	306,332 35	338,258 93
Dutch, . . . . .	318,038	436,607	447,126	190,822 80	261,964 20	268,275 60	83,711 03	113,318 52	116,229 07
French, . . . . .	603,069	739,514	602,373	361,841 40	443,708 40	361,423 80	164,464 58	198,444 70	158,472 55
Spanish, and American colonies, . . . . .	57,554	24,744	141,189	34,532 40	14,846 40	84,713 40	17,291 01	6,659 11	38,063 68
All other, and do. . . . .	1,296	-	34	777 60	-	20 40	387 11	-	8 50
	6,535,739	6,007,360	6,862,347	3,921,443 40	3,604,416 00	4,117,408 20	1,893,753 44	1,710,929 06	1,971,001 14
3d. Distilled from Wine (being principally imported from Europe) or Brandy.									
EUROPE.									
France, . . . . .	478,579	1,039,222	2,073,809	478,579 00	1,039,222 00	2,073,809 00	139,447 15	309,105 15	627,874 33
Spain, . . . . .	518,918	681,851	850,654	518,918 00	681,851 00	850,654 00	164,689 34	216,879 10	269,460 40
Italy and Trieste, . . . . .	102,404	124,540	289,610	102,404 00	124,540 00	289,610 00	31,191 90	37,127 99	91,254 74
All other parts of, . . . . .	1,727	43,887	8,736	1,727 00	43,887 00	8,736 00	431 75	11,908 57	2,351 84
East Indies and Africa, . . . . .	2,487	14,110	2,270	2,487 00	14,110 00	2,270 00	651 35	3,527 50	585 10
Brandy, total, . . . . .	1,104,115	1,903,610	3,225,079	1,104,115 00	1,903,610 00	3,225,079 00	336,411 49	578,548 31	991,526 41
Rum, do. . . . .	6,535,739	6,007,360	6,862,347	3,921,443 40	3,604,416 00	4,117,408 20	1,893,753 44	1,710,929 06	1,971,001 14
Total, . . . . .	7,639,854	7,910,970	10,087,426	5,025,558 40	5,508,026 00	7,342,487 20	2,230,164 93	2,289,477 37	2,962,527 55
Exported, . . . . .	388,313	317,018	864,263	326,182 92	266,295 12	725,980 92	104,068 00	84,961 00	248,572 00
Nett consumed, . . . . .	7,251,541	7,593,952	9,223,163	4,699,375 48	5,241,730 88	6,616,506 28	2,126,096 93	2,204,516 37	2,713,955 55

NOTE.—The greater part of the re-exportations are known to consist of brandy, but are not precisely designated in the returns.

STATEMENT C—Continued.

COUNTRIES.	Quantity.			Value.			Duty.		
	1802.	1803.	1804.	1802.	1803.	1804.	1802.	1803.	1804.
<b>13. MOLASSES, PAYING A DUTY OF 5 CENTS PER GALLON.</b>									
British West Indies, - - - - -	569,823	598,799	626,360	170,946 90	179,639 70	187,908 00	28,491 15	29,939 95	31,318 00
Swedish do. - - - - -	19,972	18,249	16,701	5,991 60	5,474 70	5,010 30	988 60	912 45	835 05
Danish do. - - - - -	82,904	77,895	42,719	24,871 20	23,368 50	12,815 70	4,145 20	3,894 75	2,135 95
Dutch do. - - - - -	552,040	617,936	705,366	165,612 00	185,380 80	211,609 80	27,602 00	30,896 80	35,268 30
French do. - - - - -	3,145,386	3,200,995	1,750,404	943,615 80	960,298 50	525,121 20	157,269 30	160,049 75	87,520 20
Spanish do. and American colonies, - - - - -	2,451,960	2,188,283	2,601,792	735,588 00	656,484 90	780,537 60	122,598 00	109,414 15	130,089 60
All other countries, - - - - -	11,176	23,243	3,914	3,352 80	6,972 90	1,174 20	558 80	1,162 15	195 70
<b>Total, - - - - -</b>	<b>6,833,261</b>	<b>6,725,400</b>	<b>5,747,256</b>	<b>2,049,978 30</b>	<b>2,017,620 00</b>	<b>1,724,176 80</b>	<b>341,663 05</b>	<b>336,270 00</b>	<b>287,362 80</b>
<b>Exported, - - - - -</b>	<b>35,360</b>	<b>13,040</b>	<b>32,725</b>	<b>10,608 00</b>	<b>3,912 00</b>	<b>9,817 50</b>	<b>1,706 00</b>	<b>629 00</b>	<b>1,579 00</b>
	<b>6,797,901</b>	<b>6,712,360</b>	<b>5,714,531</b>	<b>2,039,370 30</b>	<b>2,013,708 00</b>	<b>1,714,359 30</b>	<b>339,957 05</b>	<b>335,641 00</b>	<b>285,783 80</b>
<b>14. PIMENTO, PAYING A DUTY OF 4 CENTS PER POUND.</b>									
British West Indies and American colonies, - - - - -	226,338	743,095	518,507	27,160 56	90,491 42	62,220 84	9,053 52	29,723 80	20,740 28
Dutch do. do. - - - - -	-	2,434	46,427	-	292 08	5,571 24	-	97 36	1,857 08
French do. do. - - - - -	1,290	-	41,290	154 80	-	4,954 80	51 60	-	1,651 60
Spanish do. do. - - - - -	141,914	7,534	56,451	17,029 68	904 08	6,774 12	5,676 56	301 36	2,258 04
All other countries, - - - - -	516	419	973	61 92	50 28	116 76	20 64	16 76	38 92
<b>Total, - - - - -</b>	<b>370,058</b>	<b>753,482</b>	<b>663,648</b>	<b>44,406 96</b>	<b>91,737 86</b>	<b>79,637 76</b>	<b>14,802 32</b>	<b>30,139 28</b>	<b>26,545 92</b>
<b>Exported, - - - - -</b>	<b>52,075</b>	<b>363,775</b>	<b>464,819</b>	<b>6,249 00</b>	<b>43,653 00</b>	<b>55,778 28</b>	<b>2,010 00</b>	<b>14,042 00</b>	<b>17,942 00</b>
	<b>317,983</b>	<b>389,707</b>	<b>198,829</b>	<b>38,157 96</b>	<b>48,084 86</b>	<b>23,859 48</b>	<b>12,792 32</b>	<b>16,097 28</b>	<b>8,603 92</b>

STATEMENT C—Continued.

COUNTRIES.	Quantity.			Value.			Duty.		
	1802.	1803.	1804.	1802.	1803.	1804.	1802.	1803.	1804.
<b>15. COCOA, PAYING A DUTY OF 2 CENTS PER POUND.</b>									
British West Indies and American colonies, - - - - -	229,746	112,099	505,457	34,461 90	22,419 80	75,818 55	4,594 92	2,241 98	10,109 14
Swedish West Indies, - - - - -	38,884	30,781	101,042	5,832 60	4,617 15	15,156 30	777 68	615 62	2,020 84
Danish do. - - - - -	98,860	12,606	130,861	14,829 00	1,890 90	19,629 15	1,977 20	252 12	2,617 22
Dutch do. and American colonies, - - - - -	364,911	11,808	219,686	54,736 65	1,771 20	32,952 90	7,298 22	236 16	4,393 72
French do. do. - - - - -	835,150	722,329	426,167	125,272 50	108,349 35	63,925 05	16,703 00	14,446 58	8,523 34
Spanish do. do. - - - - -	2,173,963	13,639	74,936	326,094 45	2,045 85	11,240 40	43,479 26	272 78	1,498 72
All other countries, - - - - -	51,762	-	23,415	7,764 30	-	3,512 25	1,035 24	-	468 30
<b>Total, - - - - -</b>	<b>3,793,276</b>	<b>903,262</b>	<b>1,481,564</b>	<b>568,991 40</b>	<b>141,094 25</b>	<b>222,234 60</b>	<b>75,865 52</b>	<b>18,065 24</b>	<b>29,631 28</b>
<b>Exported, - - - - -</b>	<b>1,455,750</b>	<b>609,050</b>	<b>580,984</b>	<b>218,362 50</b>	<b>91,357 50</b>	<b>87,147 60</b>	<b>28,096 00</b>	<b>11,755 00</b>	<b>11,313 00</b>
	<b>2,337,526</b>	<b>294,212</b>	<b>900,580</b>	<b>350,628 90</b>	<b>49,736 75</b>	<b>135,087 00</b>	<b>47,769 52</b>	<b>6,310 24</b>	<b>18,418 28</b>
<b>16. INDIGO, PAYING A DUTY OF 25 CENTS PER POUND.</b>									
Danish West Indies, - - - - -	658	10,828	48,557	987 00	16,242 00	72,835 50	164 50	2,707 00	12,139 25
Dutch do. - - - - -	1,778	15,280	24,711	2,667 00	22,920 00	37,066 50	444 50	3,820 00	6,177 75
Spanish do. and American colonies, - - - - -	345,012	65,873	112,387	517,518 00	98,809 50	168,580 50	86,253 00	16,468 25	28,096 75
British East Indies, - - - - -	946	18,532	20,391	1,419 00	27,798 00	30,586 50	236 50	4,633 00	5,097 75
Bourbon and Mauritius, - - - - -	41,646	104	46,977	62,469 00	156 00	70,465 50	10,411 50	26 00	11,744 25
Manilla and Philippine Islands, - - - - -	64,079	38	18,614	96,118 50	57 00	27,921 00	16,019 75	9 50	4,653 50
All other countries, - - - - -	4,651	21,955	10,866	6,976 50	32,932 50	16,299 00	1,162 75	5,488 75	2,716 50
<b>Total, - - - - -</b>	<b>458,770</b>	<b>132,610</b>	<b>282,503</b>	<b>688,155 00</b>	<b>198,915 00</b>	<b>423,754 50</b>	<b>114,692 50</b>	<b>33,152 50</b>	<b>70,625 75</b>
<b>Exported, - - - - -</b>	<b>379,036</b>	<b>14,640</b>	<b>164,866</b>	<b>568,554 00</b>	<b>21,960 00</b>	<b>247,299 00</b>	<b>91,442 00</b>	<b>3,532 00</b>	<b>39,774 00</b>
	<b>79,734</b>	<b>117,970</b>	<b>117,637</b>	<b>119,601 00</b>	<b>176,955 00</b>	<b>176,455 50</b>	<b>23,250 50</b>	<b>29,620 50</b>	<b>30,851 75</b>

## STATEMENT C—Continued.

COUNTRIES.	Quantity.			Value.			Duty.		
	1802.	1803.	1804.	1802.	1803.	1804.	1802.	1803.	1804.
17. COFFEE, PAYING A DUTY OF 5 CENTS PER POUND.									
WEST INDIES.									
British and American Colonies, - - - -	1,765,541	1,920,772	2,001,116	441,385 25	480,193 00	500,279 00	88,277 05	96,038 60	100,055 80
Swedish, - - - - -	53,496	327,384	698,469	13,374 00	81,846 00	174,617 25	2,674 80	16,369 20	34,923 45
Danish, - - - - -	200,594	417,034	2,116,340	50,148 50	104,258 50	529,085 00	10,029 70	20,851 70	105,817 00
Dutch, - - - - -	1,388,881	723,501	7,979,613	347,220 25	180,875 25	1,994,903 25	69,444 05	36,175 05	398,980 65
French, - - - - -	25,870,126	8,658,088	19,605,955	5,174,025 20	1,731,617 60	3,921,191 00	1,293,506 30	432,904 40	980,297 75
Spanish and American Colonies, - - - -	1,344,566	480,517	4,264,513	336,141 50	120,129 25	1,066,128 25	67,328 30	24,025 85	213,225 65
All other and Brazil, - - - - -	74,685	34,046	42,081	18,671 25	8,511 50	10,520 25	3,734 25	1,702 30	2,104 05
EAST INDIES.									
British, - - - - -	149,618	26,268	48,854	37,404 50	6,567 00	12,213 50	7,480 90	1,313 40	2,442 70
Dutch and Cape of Good Hope, - - - -	6,825,203	2,462,666	8,395,783	1,706,300 75	615,666 50	2,098,945 75	341,260 15	123,133 30	419,789 15
Bourbon and Mauritius, - - - - -	2,577,810	1,982,616	7,730,801	644,452 50	495,654 00	1,932,700 25	128,890 50	99,130 80	386,540 05
China, &c. - - - - -	621,042	74,947	390,734	155,260 50	18,736 75	97,683 50	31,052 10	3,747 35	19,536 70
All other, - - - - -	2,846	40	1,688	711 50	10 00	422 00	142 30	2 00	84 40
ALL OTHER COUNTRIES, - - - - -	8,453	30,614	2,082	2,113 25	7,653 50	520 50	422 65	1,530 70	104 10
Total, - - - - -	40,882,861	17,138,493	53,278,029	\$8,927,208 95	\$3,851,718 85	\$12,339,209 50	\$2,044,143 05	\$856,924 65	\$2,663,901 45
Exported, - - - - -	26,619,200	10,347,180	53,920,124	6,015,939 20	2,338,462 68	12,185,948 02	1,284,376 00	499,251 00	2,601,646 00
	14,263,661	6,791,313	-	\$2,911,269 75	\$1,513,256 17	\$153,261 48	\$759,767 05	\$357,673 65	\$62,255 45
Excess of exportation, - - - - -	-	-	642,095	-	-	-	-	-	-

## STATEMENT C—Continued.

COUNTRIES.		Quantity.			Value.			Duty.		
		1802.	1803.	1804.	1802.	1803.	1804.	1802.	1803.	1804.
18. SUGAR, PAYING A DUTY OF 2½ AND 3 CENTS PER POUND.										
WEST INDIES.										
British and American Colonies,	- - - -	10,784,066	14,913,148	11,975,090	862,725 28	1,193,051 84	958,007 20	271,469 44	373,254 20	300,712 70
Swedish, - - - -	- - - -	1,302,470	2,354,233	5,237,579	104,197 60	188,338 64	419,006 32	32,642 30	59,177 22	132,180 56
Danish, - - - -	- - - -	11,668,796	11,371,464	11,059,328	933,503 68	909,717 12	884,746 24	292,654 70	284,814 54	278,135 94
Dutch, - - - -	- - - -	6,824,943	7,730,747	20,457,544	545,995 44	618,459 76	1,636,603 52	170,623 57	193,270 72	511,559 07
French, - - - -	- - - -	28,706,922	14,849,073	44,865,002	2,296,553 76	1,187,925 84	3,589,200 16	719,760 21	373,359 51	1,133,383 98
Spanish and American Colonies,	- - - -	29,401,738	11,441,713	19,735,173	2,352,139 04	915,337 04	1,578,813 84	802,113 28	304,983 20	535,621 94
All other and Brazil,	- - - -	617,839	140,771	104,753	49,427 12	11,261 68	8,380 24	15,785 68	3,519 28	2,624 39
EAST INDIES.										
British, - - - -	- - - -	3,633,226	5,998,631	8,403,342	217,993 56	359,917 86	504,200 52	90,831 42	149,965 77	210,083 55
Dutch and Cape of Good Hope,	- - - -	2,274,956	1,522,236	3,974,593	136,497 36	91,334 16	238,475 58	56,874 19	38,055 90	99,367 22
Bourbon and Mauritius, - - - -	- - - -	921,649	1,628,852	670,471	55,298 94	97,731 12	40,228 26	23,041 22	40,721 30	16,761 77
China, &c. - - - -	- - - -	1,148,170	1,758,130	1,048,224	68,890 20	105,487 80	62,893 44	28,707 58	44,662 57	26,245 46
Manilla, - - - -	- - - -	1,292,923	49,616	1,063,707	77,575 38	2,976 96	63,822 42	32,323 07	1,240 40	26,592 67
ALL OTHER COUNTRIES, - - - -	- - - -	43,569	37,780	119,256	3,485 52	3,022 40	9,540 48	1,089 22	944 50	2,981 40
Total, - - - -	- - - -	98,621,267	73,796,394	128,714,062	\$7,704,282 88	\$5,684,562 22	\$9,993,918 22	\$2,537,915 88	\$1,867,969 11	\$3,276,250 65
Exported, - - - -	- - - -	38,440,406	34,612,753	74,513,064	2,979,131 47	2,682,488 35	5,774,762 46	969,379 00	860,138 00	1,839,803 00
		60,180,861	39,183,641	54,200,998	\$4,725,151 41	\$3,002,073 87	\$4,219,155 76	\$1,568,536 88	\$1,007,831 11	\$1,436,447 65

1806.]

COMMERCE WITH GREAT BRITAIN, &amp;c.

659

## STATEMENT C—Continued.

660

COMMERCE AND NAVIGATION.

[1806.

COUNTRIES.	Quantity.			Value.			Duty.		
	1802.	1803.	1804.	1802.	1803.	1804.	1802.	1803.	1804.
19. COTTON, PAYING A DUTY OF 3 CENTS PER POUND.									
WEST INDIES.									
British and American colonies, - - - -	65,331	59,436	12,598	16,332 75	14,859 00	3,149 50	1,959 93	1,783 08	377 94
Swedish, - - - - -	21,127	9,431	30,013	5,281 75	2,357 75	7,503 25	633 81	282 93	900 39
Danish, - - - - -	20,418	29,227	27,185	5,104 50	7,306 75	6,796 25	612 54	876 81	815 55
Dutch, - - - - -	6,066	65,999	196,217	1,516 50	16,499 75	49,054 25	181 98	1,979 97	5,886 51
French, - - - - -	578,744	110,927	520,958	144,686 00	27,731 75	130,239 50	17,362 32	3,327 81	15,628 74
Spanish and American colonies, - - - -	2,630,047	1,881,085	1,269,733	657,511 75	470,271 25	317,433 25	78,901 41	56,432 55	38,091 99
All other and Brazil, - - - - -	261	2,136	-	65 25	534 00	-	7 83	64 08	-
EAST INDIES.									
British, - - - - -	88,758	540,401	255,442	22,189 50	135,100 25	63,860 50	2,662 74	16,212 03	7,663 26
Dutch, - - - - -	-	-	14,945	-	-	3,736 25	-	-	448 35
Bourbon and Mauritius, - - - - -	102,877	243,668	834,813	25,719 25	60,917 00	208,703 25	3,086 31	7,310 04	25,044 39
China, - - - - -	20,406	-	-	5,101 50	-	-	612 18	-	-
All other countries, - - - - -	1,814	190	9,249	453 50	47 50	2,312 25	54 42	5 70	277 47
Total, - - - - -	3,535,849	2,942,500	3,171,153	883,962 25	735,625 00	792,788 25	106,075 47	88,275 00	95,134 59
Exported, - - - - -	3,222,833	2,937,066	2,826,079	805,708 25	734,266 50	706,519 75	93,301 00	85,028 00	81,815 00
	313,016	5,434	345,074	78,254 00	1,358 50	86,268 50	12,774 47	3,247 00	13,319 59



## STATEMENT C—Continued.

COUNTRIES.	Quantity.			Value.			Duty.		
	1802.	1803.	1804.	1802.	1803.	1804.	1802.	1803.	1804.
20. PEPPER, PAYING A DUTY OF 6 CENTS PER POUND.									
British East Indies, - - - - -	651,314	417,705	564,047	71,644 54	45,947 55	62,045 17	39,078 84	25,062 30	33,842 82
Dutch, do. - - - - -	5,275,937	2,112,897	4,946,284	580,353 07	232,418 67	544,091 24	316,556 22	126,773 82	296,777 04
Bourbon and Mauritius, - - - - -	26,065	576,817	1,479,953	2,867 15	63,449 87	162,794 83	1,563 90	34,609 02	88,797 18
China, &c. - - - - -	-	757,814	383,124	-	83,359 54	42,143 64	-	45,468 84	22,987 44
All other countries, - - - - -	7,897	6,684	58,207	868 67	735 24	6,402 77	473 82	401 04	3,492 42
Total, - - - - -	5,961,213	3,871,917	7,431,615	655,733 43	425,910 87	817,477 65	357,672 78	232,315 02	445,896 90
Exported, - - - - -	5,790,300	2,249,500	5,934,283	636,933 00	247,445 00	652,771 13	335,258 00	130,246 00	343,595 00
	170,913	1,622,417	1,497,332	18,800 43	178,465 87	164,706 52	12,414 78	102,069 02	102,301 90
21. TEAS, PAYING A DUTY OF FROM 12 TO 50 CENTS PER POUND.									
British East Indies, - - - - -	43,938	1,049	137	47,161 25	786 75	171 25	10,378 16	188 82	43 84
Bourbon and Mauritius, - - - - -	13,770	30,636	-	13,045 98	14,311 14	-	4,348 66	4,770 38	-
Manilla and other Philippine Islands, - - - - -	707	15,556	-	403 08	5,999 04	-	134 36	1,999 68	-
China, &c. - - - - -	4,158,182	6,355,006	3,185,145	2,131,836 24	2,935,760 46	1,905,072 12	710,612 08	978,586 82	635,024 04
All other countries, - - - - -	17,779	9,287	5,546	13,902 27	7,120 23	5,952 00	4,634 09	2,373 41	1,984 00
Total, - - - - -	4,234,376	6,411,534	3,190,828	2,206,348 82	2,963,977 62	1,911,195 37	730,107 35	987,919 11	637,051 88
Exported, - - - - -	1,857,145	2,879,149	979,722	1,051,112 94	1,263,323 31	574,647 66	338,118 00	406,369 00	184,845 00
	2,377,231	3,532,385	2,211,106	1,155,235 88	1,700,654 31	1,336,547 71	391,989 35	581,550 11	452,206 88

## STATEMENT C—Continued.

COUNTRIES.	Quantity.			Value.			Duty.		
	1802.	1803.	1804.	1802.	1803.	1804.	1802.	1803.	1804.
22. WINES, PAYING A DUTY OF FROM 23 TO 58 CENTS PER GALLON.									
EUROPE.									
Hamburg, Bremen, &c.	37,234	10,797	2,366	33,489 93	10,015 80	2,119 56	11,163 31	3,338 60	706 52
France,	1,084,640	337,534	2,149,344	793,511 49	247,084 23	1,533,142 59	264,503 83	82,361 41	511,046 53
Spain,	955,557	790,661	786,005	952,310 52	793,550 67	836,097 66	317,436 84	264,516 89	278,699 22
Portugal,	338,705	154,855	190,312	305,327 76	140,182 47	171,558 24	101,775 92	46,727 49	57,186 08
Gibraltar,	24,346	36,799	29,121	26,252 19	31,453 11	22,012 44	8,750 73	10,484 37	7,337 48
Italy and Trieste,	68,944	160,767	305,728	48,723 12	112,912 41	219,057 38	16,241 04	37,637 47	73,019 11
Fayal and other Azores,	16,628	8,412	10,633	14,051 58	7,068 18	8,907 12	4,683 86	2,356 06	2,969 04
All other parts of,	36,473	37,771	18,727	41,497 41	34,825 26	23,197 38	13,832 47	11,608 42	7,732 46
AFRICA.									
Teneriffe and other Canaries,	192,770	144,569	314,944	188,211 03	130,822 56	266,213 01	62,737 01	43,607 52	88,737 67
Madeira,	207,001	327,636	424,105	329,473 50	526,781 94	688,433 85	109,824 50	175,593 98	229,477 95
All other parts of,	5,525	11,173	12,125	6,376 98	13,910 76	14,704 74	2,125 66	4,636 92	4,901 58
WEST INDIES.									
Danish,	15,220	23,444	16,218	22,150 50	24,579 15	12,866 79	7,383 50	8,193 05	4,288 93
British and American colonies,	14,947	11,699	8,123	23,197 35	18,791 40	9,201 55	6,939 32	5,455 37	2,819 96
French,	46,455	105,105	2,782	34,272 39	81,565 53	2,368 38	11,424 13	27,188 51	789 46
Spanish and American colonies,	8,496	12,089	10,155	6,979 44	9,770 55	8,604 63	2,326 48	3,256 85	2,868 21
All other and do.	9,468	17,250	647	7,245 69	15,249 81	655 71	2,415 23	5,803 27	218 57
All other countries,	5,778	6,290	28,870	5,320 65	6,138 69	23,882 01	1,773 55	2,046 23	7,960 67
Total,	3,068,187	2,196,751	4,310,205	2,838,391 53	2,204,702 52	3,843,022 99	945,337 38	734,092 41	1,280,760 44
Exported,	623,161	515,201	2,088,999	480,130 56	412,411 41	1,538,502 60	154,442 00	132,659 00	494,885 00
	2,445,026	1,681,550	2,221,206	2,358,260 97	1,792,291 11	2,304,520 39	790,895 38	601,433 41	785,875 44

STATEMENT C—Continued.

COUNTRIES.	Quantity.			Value.			Duty.		
	1802.	1803.	1804.	1802.	1803.	1804.	1802.	1803.	1804.
23. HEMP, PAYING A DUTY OF 100 CENTS PER CWT.									
Great Britain and dominions,	1,907	466	111	17,163	4,194	999	1,907	466	111
Russia,	61,418	86,580	118,493	552,762	779,220	1,066,437	61,418	86,580	118,493
Sweden,	1,265	-	2,095	11,385	-	18,855	1,265	-	2,095
Denmark,	5,406	8,289	6,763	48,654	74,601	60,867	5,406	8,289	6,763
Hamburg, Bremen, &c.	8,195	3,825	531	73,755	34,425	4,779	8,195	3,825	531
All other countries,	844	174	119	7,596	1,566	1,071	844	174	119
Total,	79,035	99,334	128,112	711,315	894,006	1,153,008	117,035	99,334	128,112
NOTE. No hemp exported.									
24. ALL OTHER ARTICLES.									
Great Britain and dominions,				70,973 03	89,641 72	323,731 43	11,756 27	15,311 01	48,551 53
All other countries,				769,026 97	290,358 28	505,268 57	114,085 73	41,698 99	79,676 47
Total,				840,000 00	380,000 00	829,000 00	125,842 00	57,010 00	124,228 00
Exported,				269,050 00	55,170 00	194,108 00	39,269 00	7,524 00	28,129 00
				570,950 00	324,830 00	634,892 00	86,573 00	49,486 00	96,099 00

(C 2.)

*A Statement showing the annual value of the several species of merchandise, respectively, imported into the United States, re-exported with allowance of drawback, and consumed within the said States, or re-exported without the said allowance; and also, the annual amount of duties levied, drawbacks allowed, and nett duties collected, on the said merchandise; calculated on the average of the three years commencing on the 1st day of October, 1801, and ending on the 30th day of September, 1804.*

	VALUE.			Gross amount of duty.	Drawback.	Nett duty.
	Imported.	Exported with allowance of drawback.	On which duties were actually collected.			
Merchandise paying 12½ per cent. ad valorem,	30,732,069	<i>a.</i> 3,949,058	26,783,011	3,841,509	<i>a.</i> 490,320	3,351,189
Do. 15 do. do.	8,303,770	435,437	7,868,333	1,245,565	64,713	1,180,852
Do. 20 do. do.	453,751	26,537	426,914	90,750	5,249	85,501
Nails and Spikes.	479,041	34,982	444,059	75,776	5,375	70,401
Lead and manufactures of Lead,	227,202	12,754	214,252	25,209	1,367	23,842
Steel,	147,957	4,145	143,812	9,862	267	9,595
Beer, Ale, and Porter,	76,020	2,118	73,902	13,822	374	13,448
Cheese,	77,150	40,767	36,383	21,601	11,015	10,586
Boots and Shoes,	101,300	11,331	89,969	15,278	1,668	13,610
Coal,	36,407	185	36,222	20,226	99	20,127
Salt,	771,996	6,283	765,713	727,152	<i>b.</i> 165,199	561,953
Rum,	3,881,089	125,568	3,755,521	1,858,561	58,347	1,800,214
Geneva,	675,430	91,083	584,347	320,918	41,218	279,700
Brandy,	2,077,601	313,918	1,763,683	635,495	87,520	547,975
Wines,	2,962,039	810,348	2,151,691	986,730	260,662	726,068
Teas,	2,360,507	963,028	1,397,479	785,026	309,777	475,249
Coffee,	8,372,712	6,837,690	1,535,022	1,854,990	1,461,758	393,232
Sugar,	7,794,254	3,821,965	3,972,289	2,560,712	1,223,107	1,337,605
Molasses,	1,930,592	8,112	1,922,480	321,765	1,305	320,460
Cotton,	804,125	748,831	55,294	96,495	86,715	9,780
Pepper,	633,041	512,383	120,658	345,295	269,700	75,595
Indigo,	536,491	279,271	157,670	72,824	44,916	27,908
Cocoa,	310,773	132,289	178,484	41,187	17,021	24,166
Pimento,	71,927	35,227	36,700	23,822	11,331	12,498
Hemp,	919,443	-	919,443	102,160	-	102,160
All other articles,	680,000	166,493	513,507	102,360	24,974	77,386
<b>Total,</b>	<b>75,316,937</b>	<b>19,370,099</b>	<b>55,946,838</b>	<b>16,195,097</b>	<b>4,643,997</b>	<b>11,551,100</b>

*a.* The value exported and amount of drawback calculated on the average of the three calendar years 1802, 1803, and 1804.

*b.* Including the allowances for fisheries, and bounties on salted provisions exported.

(D 1.)

*Exports of Domestic Produce, for the years ending on 30th September, 1802, 1803, 1804.*

	VALUE IN DOLLARS.		
	1802.	1803.	1804.
Vegetable food, - - - - -	12,790,000	14,080,000	12,250,000
Animal do. - - - - -	2,750,000	4,135,000	4,300,000
Fish, - - - - -	2,490,000	2,635,000	3,420,000
Provisions, - - - - -	18,030,000	20,850,000	19,970,000
Cotton, - - - - -	5,250,000	7,920,000	7,650,000
Tobacco, - - - - -	6,220,000	6,209,000	6,000,000
Lumber, Naval Stores, and Pot Ashes, - - - - -	3,680,000	4,850,000	4,630,000
All other articles, - - - - -	3,000,000	2,306,000	3,220,000
Total, - - - - -	36,180,000	42,135,000	41,470,000
To Europe, - - - - -	19,871,410	25,915,263	23,085,989
West Indies and American Colonies, - - - - -	14,958,120	15,331,581	16,529,690
Other countries, - - - - -	1,350,600	888,156	1,854,321
Total, - - - - -	36,180,000	42,135,000	41,470,000
To Russia, - - - - -	10,796		
Sweden, - - - - -	213,296	215,872	459,209
Denmark, - - - - -	919,879	1,212,245	1,574,902
Prussia, - - - - -	87,575	173,837	409,321
Hanse Towns, - - - - -	1,157,272	1,368,295	949,454
Great Britain, - - - - -	19,014,943	23,597,903	19,346,517
Portugal, - - - - -	1,827,877	1,971,495	1,977,102
United Netherlands, - - - - -	1,842,134	2,822,829	3,853,191
France, - - - - -	5,177,573	4,932,193	5,082,522
Spain, - - - - -	4,101,660	3,582,439	4,477,451
Italy, - - - - -	197,775	362,586	118,441
All other parts of the world not specifically designated in the returns, - - - - -	1,629,220	1,895,306	3,221,890
Total, - - - - -	36,180,000	42,135,000	41,470,000

(D 2.)

*Exports of Foreign Produce for the years ending on 30th September, 1802, 1803, and 1804.*

	Quantity.			Value in dollars.		
	1802.	1803.	1804.	1802.	1803.	1804.
Merchandise, ad valorem, value,	-	-	-	14,768,000	5,274,000	9,275,000
Sugar, lbs.	61,051,820	23,220,429	74,146,352	6,106,000	2,322,000	8,898,000
Coffee, do.	36,501,998	10,294,693	48,312,713	7,665,000	2,162,000	12,078,000
Cotton, do.	3,617,052	3,493,544	3,083,866	904,000	873,000	771,000
Cocoa, do.	3,878,526	367,177	695,135	776,000	73,000	139,000
Indigo, do.	492,100	21,148	149,088	738,000	32,000	224,000
Pimento, do.	52,724	335,906	463,539	7,000	47,000	65,000
Pepper, do.	5,422,144	2,991,430	5,703,646	1,084,000	598,000	1,141,000
Teas, do.	1,894,538	3,146,492	1,219,233	1,589,000	1,494,000	829,000
Wines, gallons,	1,412,875	335,049	1,666,074	1,449,000	333,000	1,544,000
Spirits, from grain, do.	507,256	38,962	329,594	507,000	299,000	1,119,000
Do. other, do.		260,220	789,465			
All other specific articles, value,	-	-	-	182,000	87,000	147,000
<b>Total,</b>	-	-	-	<b>35,775,000</b>	<b>13,594,000</b>	<b>36,230,000</b>
To Europe,	-	-	-	23,565,833	10,917,239	27,460,077
West Indies and American Colonies,	-	-	-	10,771,728	2,324,232	6,967,598
Other countries,	-	-	-	1,437,439	352,529	1,802,325
<b>Total,</b>	-	-	-	<b>35,775,000</b>	<b>13,594,000</b>	<b>36,230,000</b>
To Russia,	-	-	-	62,925	-	-
Sweden,	-	-	-	61,960	49,598	232,766
Denmark,	-	-	-	801,606	680,620	1,771,721
Prussia,	-	-	-	63,345	145,778	776,795
Hanse Towns,	-	-	-	5,072,220	1,911,437	3,525,553
Great Britain,	-	-	-	4,910,148	1,771,170	2,483,285
Portugal,	-	-	-	332,824	334,053	519,756
United Netherlands,	-	-	-	4,365,010	2,735,116	12,762,143
France,	-	-	-	9,297,864	3,312,820	7,693,589
Spain,	-	-	-	7,126,199	951,100	2,250,674
Italy,	-	-	-	2,226,160	1,208,977	1,552,708
All other parts of the world, not specifically designated in the returns,	-	-	-	1,454,739	493,321	2,661,010
<b>Total,</b>	-	-	-	<b>35,775,000</b>	<b>13,594,000</b>	<b>36,230,000</b>

9th CONGRESS.]

No. 111.]

[1st SESSION.]

## FURTHER ENCOURAGEMENT TO FISHING VESSELS AT NANTUCKET.

COMMUNICATED TO THE HOUSE OF REPRESENTATIVES, MARCH 21, 1806.

Mr. CROWNINSHIELD, from the Committee of Commerce and Manufactures, to whom was referred the memorial of the inhabitants of the town of Nantucket, in the State of Massachusetts, made the following report:

The inhabitants of Nantucket are extensively concerned in the whale fishery, and, having a barred harbor, their large vessels cannot enter it, until a part of their cargoes have been taken out. The same difficulty occurs on the outward voyage, and they find themselves compelled to send their vessels to the neighbouring ports of Edgartown, Holmes's Hole, and Wood's Hole, to be lightened, or to complete their loading, and, in the inclement season of the year, the risk is considerable; and, in both cases, the expense falls peculiarly hard on the ship owners, and is a great discouragement to them in prosecuting their business. Add to this, the collectors of the customs charge the fees of office in each collection district, although the ships have no foreign goods on board, so that their whaling vessels are almost always compelled to pay double custom house expenses: for similar charges are made at their entrance and departure from the port of Nantucket. The memorialists complain of this additional expense, and request Congress would pass a law to relieve their commerce and fisheries from the payment in future.

The Committee of Commerce and Manufactures have seen, with much satisfaction, that the whale fishery of Nantucket has greatly increased within the last ten years. Their ships visit the most distant seas in search of the whale. They are found on the coast of Brazil, near Cape Horn, in the high southern latitudes, and in the vicinity of the Cape of Good Hope. They return loaded with oil and whale bone. The fishery is profitable to those who carry it on. The United States derive from it two valuable articles of consumption, which otherwise would be imported from Europe, at higher prices than they now bear in the market; and, with the cod fishery, it may be considered as a nursery for the seamen of this country: and, in both branches it is estimated that a number of fishermen, probably exceeding seven thousand, are constantly employed; and the tonnage is supposed to amount to upwards of seventy thousand tons.

The committee have not been furnished with any specification of the custom house charge, against which the memorialists urge their complaint. It cannot be very considerable; and, in the opinion of the committee, the payment of it cannot operate, in any essential degree, as a discouragement to carrying on the whaling business from Nantucket. It is the delay and expense of unloading, or refitting, their vessels, in Edgartown, Holmes's Hole, &c. which is injurious, and operates to the disadvantage of the petitioners, and not the payment of the trifling extra expense in entering and clearing at those ports. Besides, it would seem to be fair and reasonable, that the collectors of the customs should receive their regular fees in transacting all their official business.

To grant the prayer of the petitioners would be deviating from the invariable course of proceeding under the collection laws of the United States, and does not seem to be warranted by the existing state of things. If the charge was oppressive, or, indeed, if it could possibly injure the whale fishery, the committee most certainly would recommend a provision for the relief of the petitioners.

In relation to that part of the memorial where it is observed that their whale oil has sometimes been considered as foreign oil, and a duty charged thereon when it has been reshipped and imported on any other bottom than that in which the oil was originally taken, the committee entertain the opinion that it ought not to be subject to any duty whatever; it cannot, in any respect, be considered as foreign oil, however imported. A petition of Tristram Hussey, of Nantucket, praying to be exempt from the payment of the duty on a quantity of American whale oil, which had been charged to him, under similar circumstances as stated in this memorial, has been favorably reported on by the Committee of Commerce and Manufactures. It is, therefore, unnecessary for your committee to propose any other legislative provision on this subject.

It is respectfully proposed to the House, that the inhabitants of the town of Nantucket have leave to withdraw their memorial.

9th CONGRESS.]

No. 112.

[1st Session.]

## PROTECTION TO THE FISHERIES.

COMMUNICATED TO THE HOUSE OF REPRESENTATIVES, MARCH 26, 1806.

*To the Honorable the Senate and Representatives of the United States of America in Congress assembled, the memorial of the subscribers respectfully shows:*

That your memorialists are inhabitants of the counties of Barnstable and Plymouth, in the Commonwealth of Massachusetts, and procure their livelihood by fishing; that your memorialists are much injured in the sale of their fish by our markets being crowded with English fish; that the English fishermen have a great advantage above your memorialists, by procuring salt where they please in our American ports, free from duty; of course the salt comes much higher to us; they live on the shores of the best fishing ground, which it takes us some weeks to reach, and can improve the season for making prime fish when we cannot; that the small duty on foreign fish gives them the greatest encouragement, and to our detriment. Your memorialists further state to your honors, that we feel ourselves greatly injured and abused by the English: if we fall in with their cruisers on our passage, going or coming, or if we pass through the Gut of Canso, as it shortens the distance to the fishing ground, they fire upon us, and make us bring to; impose on us, and make us pay to them what sums of money they please, some more and some less, and call it light money; many times impress our fishermen; if we anchor in their harbors, make us pay anchorage. This treatment, we conceive, is to frustrate our fishery and accumulate theirs. Should an additional duty of (say) one dollar and twenty-five cents on a quintal be imposed on foreign fish, it would be more than compensated by their local situation. Your memorialists conceive that the Americans can catch as many fish as would be necessary to supply our own markets, and all foreign markets that the Americans are permitted to trade at. Your memorialists ask the question, why should not a total prohibition on foreign fish take place, as the Americans are not permitted to trade at the English ports on the eastern shores of Nova Scotia and Newfoundland? As it is at present, it is *ruinous to us*. Your memorialists, therefore, pray that Congress would take the subject into their wise consideration, and afford their own fellow-citizens a decided preference. And, as in duty bound, will ever pray.

FEBRUARY 20, 1806.

MULFORD HOWES, and others.

9th CONGRESS.]

No. 113.

[1st Session.]

## MARINE HOSPITAL AT NATCHEZ.

COMMUNICATED TO THE HOUSE OF REPRESENTATIVES, MARCH 26, 1806.

MR. THOMAS M. RANDOLPH, from the Committee to whom had been referred the memorial of the Legislative Council and House of Representatives of the Mississippi territory, and the petition of sundry inhabitants of said territory, made the following report:

That the scheme of creating an establishment in the city of Natchez, for the relief of indigent sick persons, ought, in their opinion, to excite the interest, and obtain the bounty of the nation. It is not to relieve the diseased poor of that place, for it is yet but a small town; or of the territory in its vicinity, for that is as yet thinly peopled; but to afford shelter, diet, and medicine, to distressed citizens of the different States, of a highly valuable class, the Mississippi boatmen, who fall sick, in great numbers, in its neighborhood, every year, on their return home on foot, from New Orleans to Tennessee, Kentucky, Virginia, Ohio, and Pennsylvania. Those men having constitutions framed by nature for temperate climates, and passing abruptly into hot and unhealthy regions, as they descend the river in open boats, find themselves exposed to unusual and oppressive heats during the day, and heavy, chilling dews during the night. Intemperance, excited by toil and varied sufferings, and fomented by the uncommon plenty of the means which the cargoes afford, becomes almost general, and frequently excessive, among them. The health of a number of them gets so impaired, that, by the time they have travelled a few days homeward, on foot, and have reached the neighborhood of Natchez, they become the prey of disease, aggravated by fatigue, and must either perish in the roads, or ask the charity of the country people near them, which cannot afford what is most necessary, medical aid, and cannot long continue, if it has not already ceased to be, equal to the burthen. Without an establishment of the kind contemplated, the necessary enterprise of transporting the produce of the best parts of the Union to market, must annually occasion the sacrifice of many lives of valuable laboring citizens. The liberality of individuals in the Mississippi territory and elsewhere, and the generosity of the physicians of Natchez, who have offered their constant services, without reward, to the institution, have done much towards the success of the undertaking; but it is too great for such means, unaided by the General Government, to accomplish fully. A small tax upon boats descending the river would be the most proper aid to bestow; but that has been already imposed for the benefit of such an institution, in the city of New Orleans, which the Government itself thought proper to establish.

One only resource remains. The Committee, therefore, recommends the following resolution:

*Resolved*, That twenty-four sections, making 15,360 acres of land, be granted to the hospital establishment of Natchez, as incorporated by act of the Legislature of the Mississippi territory, bearing date January 18th, 1804; and that the Governor of the said territory be empowered to locate so much for that purpose, within the limits thereof: *Provided*, such location be not made in more than four distinct townships or places; that is to say, not in smaller parcels than six sections together.

9th CONGRESS.]

No. 114.

[1st Session.]

## EXPORTS FOR THE YEAR ENDING SEPTEMBER 30, 1805.

COMMUNICATED TO THE HOUSE OF REPRESENTATIVES, APRIL 9, 1806.

TREASURY DEPARTMENT, April 8, 1806.

SIR:

I have the honor to transmit, herewith, a statement of goods, wares, and merchandise, exported from the United States, during one year, prior to the first day of October, 1805, and amounting to 95,566,021 dollars. The goods, wares, and merchandise, of domestic growth or manufacture, included in this statement, are estimated at

at	\$42,387,002
And those of foreign growth, or manufacture, at	53,179,019
	<u>\$95,566,021</u>

Those foreign goods may be divided into three classes, viz.

1st. Articles, on the importation of which no duty had been collected, they being free of duty by the laws of the United States, and amounting to	\$1,641,725
2d. Articles liable to duty, and which were, on re-exportation thereof, entitled to drawback,	\$42,119,498
3d. Articles liable to duty, but which were not, on re-exportation thereof, entitled to drawback,	9,417,796
	<u>\$53,179,019</u>

The duties collected on the importation of the articles of the 3d class, and which, not being paid by consumers within the United States, are derived directly from the carrying trade, amount to 1,531,618, dollars exclusively of the additional duties, which constitute the Mediterranean fund.

It appears by the additional statement, A, that the articles of domestic growth or manufacture, exported during the period aforesaid, may be averaged under the following heads, viz.

Produce of the Sea,	\$2,384,000
Forest,	5,261,000
Agriculture,	31,562,000
Manufactures,	2,525,000
Uncertain,	155,000
	<u>\$42,387,000</u>

I have the honor to be, with great respect, sir, your obedient servant,

ALBERT GALLATIN.

The Honorable the SPEAKER of the House of Representatives.

Statement of Exports, the produce and manufacture of the United States, commencing the 1st of October, 1804, and ending the 30th September, 1805.

SPECIES OR MERCHANDISE.	Quantity or Value.	SPECIES OF MERCHANDISE.	Quantity or Value.
Fish, dried or smoked,	quintals, 514,549	Hogs,	number, 2,808
Do. pickled,	barrels, 56,770	Poultry,	dozens, 3,302
Do. do.	kegs, 7,207	Wheat,	bushels, 18,041
Oil, Spermaceti,	gallons, 72,624	Indian Corn,	do. 861,501
Whale and other Fish,	do. 626,089	Rye,	do. 1,474
Whalebone,	pounds, 21,335	Oats,	do. 55,400
Spermaceti Candles,	do. 180,535	Barley,	do. 7,185
Wood, Staves and Headings,	thous'd, 42,062	Buckwheat,	do. 90
Shingles,	do. 74,854	Beans,	do. 22,700
Hoops and Poles,	do. 5,523	Peas,	do. 56,986
Boards, Plank, and Scantling,	M. feet, 94,939	Potatoes,	do. 62,995
Hewn Timber,	tons, 18,063	Apples,	barrels, 5,654
Lumber of all kinds,	dollars, 53,380	Flour,	do. 777,513
Masts and Spars,	do. 25,546	Meal, Rye,	do. 23,455
Oak Bark and other Dye,	do. 61,512	Do. Indian,	do. 116,131
All manufactures of,	do. 223,142	Do. Buckwheat,	do. 98
Naval stores, Tar,	barrels, 72,745	Bran and shorts,	bushels, 104
Pitch,	do. 13,977	Ship Stuff,	cvt, 1,301
Rosin,	do. 9,057	Biscuit or ship bread,	barrels, 90,737
Turpentine,	do. 95,640	Do. Do.	kegs, 23,962
Ashes, Pot,	tons, 3,557	Rice,	fierces, 56,830
Pearl,	do. 1,575	Indigo,	pounds, 97,184
Skins and Furs,	dollars, 967,534	Cotton, Sea Island,	do. 8,787,659
Ginseng,	pounds, 370,932	Other,	do. 29,602,428
Beef,	barrels, 115,532	Tobacco,	hhds, 71,252
Pork,	do. 57,925	Flaxseed,	bushels, 179,788
Hams and Bacon,	pounds, 903,924	Flax,	pounds, 340
Tallow,	do. 13,681	Hops,	do. 134,606
Butter,	do. 1,656,724	Mustard,	do. 6,540
Cheese,	do. 843,005	Wax,	do. 248,394
Lard,	do. 1,308,287	Household Furniture,	dollars, 141,008
Hides,	number, 5,692	Coaches and other Carriages,	do. 20,279
Horned Cattle,	do. 5,822	Hats,	do. 95,098
Horses,	do. 4,046	Saddlery,	do. 23,516
Mules,	do. 481	Beer, Porter, and Cider, in	
Sheep,	do. 6,091	casks,	gallons, 80,225



## STATEMENT OF EXPORTS—Continued.

SPECIES OF MERCHANDISE.	Quantity or Value.	SPECIES OF MERCHANDISE.	Quantity or Value.
Beer, Porter, and Cider, in bottles, - - - dozens,	7,070	Iron, Pig, - - - tons,	365
Boots, - - - pairs,	10,128	Do. Bar, - - - do.	927
Shoes, Silk, - - - do.	1,120	Do. Nails, - - - pounds,	278,051
Do. Leather, - - - do.	101,382	Do. Castings, - - - dollars,	25,821
Candles, Tallow, - - - pounds,	981,446	Do. all manufactures of Iron, or Iron and Steel, - - - do.	40,559
Do. Wax, - - - do.	3,091	Spirits, from molasses, - - - gallons,	929,658
Soap, - - - do.	1,815,775	Sugar refined, - - - pounds,	138,618
Starch, - - - do.	4,990	Chocolate, - - - do.	5,008
Hair Powder, - - - do.	1,326	Gunpowder, - - - do.	349,300
Snuff, - - - do.	23,531	Copper or Brass, and Copper manufactured, - - - dollars,	12,977
Tobacco manufactured, - - - do.	404,929	Medicinal Drugs, - - - do.	13,644
Leather, - - - do.	203,231	Merchandise, and all other articles not enumerated, manufactured, - - - do.	225,410
Lead, - - - do.	8,000	Merchandise and other articles not enumerated, raw produce, do.	155,415
Maple and other brown Sugar, do.	251,827	Total value of the foregoing statement, - - - Dollars,	42,387,002
Bricks, - - - M.	1,043		
Spirits, from grain, - - - gallons,	67,092		
Linseed Oil, - - - do.	9,690		
Spirits of Turpentine, - - - do.	26,247		
Canvass and Sail Cloth, - - - pieces,	100		
Cables and cordage, - - - cwt.	3,010		
Cards, Wool and Cotton, - - - number,	1,338		

Statement of Exports, the produce and manufacture of foreign countries, commencing the 1st October, 1804, and ending the 30th September, 1805.

SPECIES OF MERCHANDISE.	Quantity or Value.		
	Entitled to Drawback.	Not entitled to Drawback.	Total.
Value of goods free of duty, - - - dollars,	-	1,641,725	1,641,725
at 12½ per cent. - - - do.	7,090,600	4,711,286	11,801,886
at 15 do. - - - do.	727,762	860,039	1,587,801
at 20 do. - - - do.	43,382	45,564	88,946
Wines,			
Malmsey, Madeira, &c. - - - gallons,	46,617	7,256	53,873
All other Madeira, - - - do.	61,379	11,384	72,763
Burgundy, Champaign, &c. - - - do.	245	1,060	1,305
Sherry and St. Lucar, - - - do.	27,503	9,374	36,877
Claret, &c. in bottles or cases, - - - do.	252,557	50,230	302,787
Lisbon, Oporto, &c. - - - do.	65,110	4,208	69,318
Teneriffe, Fayal, &c. - - - do.	184,506	20,073	204,579
All other, - - - do.	2,572,950	205,328	2,778,278
Spirits,			
from grain, - - - do.	237,392	43,399	280,791
other materials, - - - do.	1,408,982	122,443	1,531,425
Molasses, - - - do.	20,640	27,834	48,474
Beer, Ale, and Porter, - - - do.	41,615	19,156	60,771
Teas,			
Bohea, - - - pounds,	91,055	7,904	98,959
Souchong, and other black, - - - do.	853,077	73,681	926,758
Hyson, Imperial, &c. - - - do.	259,456	72,712	332,168
Other green, - - - do.	382,518	48,485	431,003
Coffee, - - - do.	44,881,367	1,878,927	46,760,294
Cocoa, - - - do.	2,280,285	145,395	2,425,680
Sugar,			
Brown, - - - do.	91,345,257	4,273,059	95,618,316
White, clayed, or powdered, - - - do.	20,319,150	6,841,899	27,161,049
Candy, - - - do.	28,436	941	29,377
Loaf, - - - do.	-	251	251
Almonds, - - - do.	37,316	21,116	58,432
Prunes and Plums, - - - do.	40,749	10,661	51,410
Figs, - - - do.	8,070	2,101	10,171
Raisins,			
in jars, boxes, and muscadell, - - - do.	167,905	40,057	207,962
all other, - - - do.	131,297	21,736	153,033
Candles,			
Tallow, - - - do.	36,723	1,473	38,196
Wax or Spermaceti, - - - do.	1,766	1,123	2,889
Cheese, - - - do.	380,439	15,631	396,120
Soap, - - - do.	1,063,853	261,403	1,325,256
Tallow, - - - do.	3,631	5,335	8,966
Spices,			
Mace, - - - do.	771	812	1,583
Nutmegs, - - - do.	928	500	1,428
Cinnamon, - - - do.	13,244	3,465	16,709
Cloves, - - - do.	14,169	17,038	31,207

## STATEMENT OF EXPORTS—Continued.

SPECIES OF MERCHANDISE.	Quantity or Value.		
	Entitled to Drawback.	Not entitled to Drawback.	Total.
Spices, Pepper, - - - - -	pounds, 5,368,344	2,190,880	7,559,224
Pimento, - - - - -	do. 147,955	889	148,844
Chinese Cassia, - - - - -	do. 282,517	127,670	410,187
Tobacco, manufactured other than snuff and segars, - - - - -	do. 1,104	126,278	127,382
Snuff, - - - - -	do. 7,998	1,598	9,596
Indigo, - - - - -	do. 295,765	62,749	358,514
Cotton, - - - - -	do. 1,712,121	280,223	1,992,344
Powder, - - - - -			
Hair, - - - - -	do. 17,318	250	17,568
Gun, - - - - -	do. 70,569	72,830	143,399
Starch, - - - - -	do. 567	126	693
Glue, - - - - -	do. 289	1,307	1,596
Iron, - - - - -			
Anchors and Sheet, - - - - -	do. 1,372	47,115	48,487
Slit and Hoop, - - - - -	do. 25,403	38,477	63,880
Nails, - - - - -	do. 527,126	99,601	626,727
Spikes, - - - - -	do. 9,786	1,426	11,212
Quicksilver, - - - - -	do. 1,050	4,702	5,752
Paints, - - - - -			
Ochre, Yellow in Oil, - - - - -	do. 4,985	11,249	16,234
Dry Yellow, - - - - -	do. 34,839	3,025	37,864
Spanish Brown, - - - - -	do. 3,219	3,175	6,394
White and Red Lead, - - - - -	do. 35,251	12,839	48,090
Lead, and manufactures of Lead, - - - - -	do. 58,023	290,319	348,342
Cordage, - - - - -			
Tarred, - - - - -	do. 190,575	68,125	258,700
Untarred, - - - - -	do. 7,193	1,517	8,710
Cables, - - - - -	do. -	2,395	2,395
Steel, - - - - -	cwts. 22,226	-	22,226
Untarred Yarn, - - - - -	do. 1	-	1
Twine and Packthread, - - - - -	do. 49	103	152
Glauber Salts, - - - - -	do. 3	344	347
Salt, - - - - -			
weighing more than 56 lbs. per bushel, - - - - -	pounds, 217,065	20,916	237,981
weighing 56 lbs. or less, - - - - -	bushels, 8,559	2,550	11,109
Coal, - - - - -	do. 500	993	1,493
Fish, - - - - -			
Foreign caught dried, - - - - -	quintals, 2,125	17,875	20,000
Pickled, Salmon, - - - - -	barrels, 130	896	1,026
Mackarel, - - - - -	do. -	2,077	2,077
all other, - - - - -	do. 126	2,896	3,022
Glass, - - - - -			
Black quart bottles, - - - - -	groces, 3,996	796	4,792
Window not above 8 inches by 10, - - - - -	100 sq. ft. 1,065	438	1,503
10 by 12, - - - - -	do. 27	1	28
Segars, - - - - -	M. 324	664	988
Foreign Lime, per cask of 60 gallons, - - - - -	casks, 15	-	15
Boots, - - - - -	pairs, 296	131	427
Shoes and Slippers, - - - - -			
Silk, - - - - -	do. 4,442	5,449	9,891
Kid, Morocco, and all other for men and women, - - - - -	do. 14,235	10,571	24,806
all other for children, - - - - -	do. 2,711	254	2,965
Cards, Playing - - - - -	packs, -	480	480
Value, - - - - -	Dollars, 42,119,498	11,059,521	53,179,019

*A Summary of the Value and Destination of the Exports of the United States, agreeably to the preceding statement.*

	Domestic Pro- duce.	Foreign Pro- duce.	Total value to the dominions of each Power.	
Russia, - - - - -	12,044	59,328	71,372	
Prussia, - - - - -	145,727	244,093		
Sweden, - - - - -	35,834	55,214	389,820	
Swedish West Indies, - - - - -	209,707	105,288		
Denmark and Norway, - - - - -	435,926	1,481,767	406,043	
Danish West Indies, - - - - -	1,523,106	575,149		
Danish East Indies, - - - - -	13,770	7,736		
United Netherlands, - - - - -	1,783,503	14,959,380	4,037,454	
Dutch West Indies, - - - - -	454,645	138,785		
Dutch East Indies, - - - - -	48,734	224,776		
Cape of Good Hope, - - - - -	56,339	169,054		
England, Man, and Berwick, - - - - -	10,603,302	1,401,830		17,835,216
Scotland, - - - - -	1,939,823	49,919		
Ireland, - - - - -	1,230,598	19,889		
Guernsey, Jersey, Sark, and Alderney, - - - - -	165,940	962		
Gibraltar, - - - - -	134,379	40,704		
British African Ports, - - - - -	5,439	23,603		
British East Indies, - - - - -	14,267	274,212		
British West Indies, - - - - -	5,473,218	518,189		
Newfoundland and British Fisheries, - - - - -	183,380	34,687		
British American Colonies, - - - - -	787,230	138,704		
Other British Colonies, - - - - -	7,111			
Hamburg, Bremen, the other Hanse towns, &c., - - - - -	893,591	2,338,917	23,047,386	
French European Ports on the Atlantic, - - - - -	2,852,708	9,260,724	3,232,508	
Do. do. do. on the Mediterranean, - - - - -	227,154	624,878		
French West Indies and American Colonies, - - - - -	2,876,384	4,455,599	21,072,747	
French East Indies, - - - - -	4,926	2,656		
Bourbon and Mauritius, - - - - -	66,352	638,436		
Other French African Ports, - - - - -	13,452	49,478		
Spanish European Ports on the Atlantic, - - - - -	1,729,973	1,469,214		
Do. do. do. on the Mediterranean, - - - - -	597,182	187,098	12,672,768	
Teneriffe and the other Canaries, - - - - -	114,110	85,110		
Manilla and Philippine islands, - - - - -	33,480	9,081		
Floridas, - - - - -	95,181	39,657		
Honduras, Campeachy, and Musquito Shore, - - - - -	203,255	418,539		
Spanish West Indies and American Colonies, - - - - -	2,806,112	4,884,776		
Portugal, - - - - -	508,284	851,647		2,105,409
Madeira, - - - - -	479,182	160,288		
Fayal and the other Azores, - - - - -	16,060	24,057		
Cape de Verd Islands, - - - - -	13,029	24,161		
Other African Ports, - - - - -	7,941	20,760		
Italy, - - - - -	142,475	2,320,099	2,462,574	
Trieste and other Austrian Ports on the Adriatic, - - - - -	6,665	322,992		
Turkey, Levant, and Egypt, - - - - -	11,984	134,741	146,725	
China, - - - - -	145,573	176,502	322,075	
East Indies, generally, - - - - -	348,290	1,459,266	1,807,556	
West Indies, generally, - - - - -	2,128,774	1,368,173	3,496,947	
Europe, generally, - - - - -	179,608	628,608	808,216	
Africa, generally, - - - - -	591,690	421,356	1,013,046	
South Seas, - - - - -	3,643	2,000	5,643	
Northwest Coast of America, - - - - -	25,922	276,937	302,859	
Total, - - - - - Dollars,			\$95,566,021	

*A Summary of the Value of Exports from each State.*

	Domestic.	Foreign.	Total.
New Hampshire,	389,595	218,813	608,408
Vermont,	101,997	67,405	169,402
Massachusetts,	5,697,051	13,738,606	19,435,657
Rhode Island,	1,065,579	1,506,470	2,572,049
Connecticut,	1,353,537	90,190	1,443,727
New York,	8,098,060	15,384,883	23,482,943
New Jersey,	20,633	110	20,743
Pennsylvania,	4,365,240	9,397,012	13,762,252
Delaware,	77,827	280,556	358,383
Maryland,	3,408,543	7,450,937	10,859,480
District of Columbia,	1,135,350	184,865	1,320,215
Virginia,	4,945,635	660,985	5,606,620
North Carolina,	767,434	12,469	779,903
South Carolina,	5,957,646	3,108,979	9,066,625
Georgia,	2,351,169	43,677	2,394,846
* Territory of the United States,	2,651,706	1,033,062	3,684,768
<b>Total,</b>	<b>Dollars,</b> 42,387,005	53,179,019	95,566,021

	Domestic.	Foreign.	Total.
* Detroit,	65,328	-	65,328
Michilimackinac,	247,895	-	247,895
New Orleans,	2,338,483	1,033,062	3,371,545
<b>Total,</b>	<b>Dollars,</b> 2,651,706	1,033,062	3,684,768

TREASURY DEPARTMENT, *Register's Office, March 29th, 1805.*JOSEPH NOURSE, *Register.*

## A.

*A Summary Statement of the Value of the Exports of the growth, produce, or manufacture, of the United States, during the year ending on the 30th September, 1805.*

THE SEA—2,884,000.			
1. <i>Fisheries.</i>			
Dried fish, or cod fishery,		2,058,000	
Pickled fish, or river fishery, herring, shad, salmon, mackerel		348,000	
Whale (common) oil and bone,	315,000		
Spermaceti oil and candles,	163,000		
		478,000	2,884,000
THE FOREST—5,261,000.			
2. <i>Skins and furs,</i>			
Ginseng,	967,000		
	148,000		
		1,115,000	
3. <i>Product of wood.</i>			
Lumber, (boards, staves, shingles, hoops, and poles, hewn timber, masts, &c.)	2,607,000		
Oak bark and other dyes,	61,000		
Naval stores, (tar, turpentine, pitch, rosin)	702,000		
Ashes, pot and pearl,	776,000		
		4,146,000	5,261,000
AGRICULTURE—31,562,000.			
4. <i>Product of animals.</i>			
Beef, tallow, hides, live cattle,	1,545,000		
Butter and cheese,	415,000		
		1,960,000	
Pork, pickled bacon, lard, (live hogs)		1,190,000	
Horses and mules,	220,009		
Sheep,	1,500		
		235,000	3,385,000
5. <i>Vegetable food.</i>			
Wheat, flour, and biscuit,		8,325,000	
Indian corn and meal,		1,442,000	
Rice,		1,705,000	
All other; (rye, oats, pulse, potatoes, apples, &c.)		280,000	
			11,752,000
6. Tobacco,			6,341,000
7. Cotton,			9,445,000
8. <i>All other agricultural products.</i>			
Indigo,		146,000	
Flaxseed,		360,000	
Brown Sugar,		25,000	
Hops,		13,000	
Wax,		75,000	
Various items, (poultry, flax, mustard,)		20,000	
			639,000

A—Continued.

MANUFACTURES—2,300,000.				
<b>9. Manufactures.</b>				
Of domestic materials—				
Soap and tallow candles,		414,000		
Leather boots, shoes, saddlery,		221,000		
Hats,		95,000		
Grain, (spirits, beer, starch)		86,000		
Wood, (including furniture, coaches, and other carriages)		384,000		
Cordage, canvass, linseed oil,		57,000		
Iron,		198,000		
Various items, (snuff, silk shoes, wax candles, tobacco, lead, bricks, turpentine spirits, wool, and cotton cards)		124,000	1,579,000	
Of foreign materials—				
Spirits, of molasses,		558,000		
Sugar, refined,		30,000		
Chocolate,		1,000		
Gunpowder,		105,000		
Brass and copper,		13,000		
Medicinal,		14,000		
			721,000	
UNCERTAIN—380,000.				2,300,000
<b>10. Articles not distinguished in returns,</b>				
Manufactured,			225,000	
Raw produce,			155,000	
				380,000
<b>Total,</b>	<b>Dollars,</b>			<b>42,387,000</b>

B.

A Statement of the duties collected on the importation of articles which were afterwards re-exported, without being entitled to drawback.

SPECIES OF MERCHANDISE.	Amount of duty.		SPECIES OF MERCHANDISE.	Amount of Duty.	
	Dollars.	Cts.		Dollars.	Cts.
At 12½ per cent.	588,910	75	Chinese Cassia,	5,106	80
15	129,005	85	Tobacco,	7,576	68
20	9,312	80	Snuff,	159	80
Malmsey Madeira,	4,208	48	Indigo,	15,687	25
All other, do.	5,692	44	Cotton,	8,406	69
Burgundy,	477	00	Powder, Hair,	10	00
Sherry,	3,749	60	Gun,	2,913	20
Claret,	17,580	50	Starch,	3	78
Lisbon,	1,262	40	Glue,	52	28
Teneriffe,	5,620	44	Anchors and Sheet Iron,	706	72
All other Wine,	47,225	44	Slit and Hoop,	384	77
Grain Spirits,	12,151	72	Nails,	1,992	02
Other Spirits,	34,284	04	Spikes,	14	26
Molasses,	1,391	70	Quick silver,	282	12
Beer,	1,532	48	Ochre, Yellow in Oil,	168	73
Bohea,	948	48	Dry yellow,	30	25
Souchong,	13,262	58	Spanish brown,	31	75
Hyson,	23,267	84	White and red lead,	256	78
Other Green,	9,697	00	Lead,	2,903	19
Coffee,	93,946	35	Cordage, Tarred,	1,362	50
Cocoa,	2,907	90	Untarred,	37	92
Brown Sugar,	106,826	47	Cables,	47	90
White,	205,256	97	Twine,	412	00
Candy,	108	21	Glauber Salts,	688	00
Loaf,	22	59	Salt,	584	60
Almonds,	422	32	Coal,	49	65
Prunes,	213	22	Dried Fish,	8,937	50
Figs,	42	02	Pickled Fish, Salmon,	896	00
Raisins in jars,	801	14	Mackarel,	1,246	20
all other,	326	04	All other,	1,158	40
Candles, Tallow,	29	46	Bottles,	477	60
Wax,	67	38	Window glass, at 160,	700	80
Cheese,	1,097	67	at 175,	1	75
Soap,	5,228	06	Segars,	1,328	00
Tallow,	80	02	Boots,	98	25
Mace,	1,015	00	Shoes, Silk,	1,362	25
Nutmegs,	250	00	Men and women's,	1,585	65
Cinnamon,	693	00	Children's,	25	40
Cloves,	3,407	60	Cards, Playing,	120	00
Pepper,	131,452	80	Total amount of duties on merchandise ex-		
Pimento,	35	56	ported not entitled to drawback,	1,531,618	32

9th CONGRESS.]No. 115.[2d SESSION.]

## IMPORTS FOR THE YEAR ENDING SEPTEMBER 30, 1805.

COMMUNICATED TO THE HOUSE OF REPRESENTATIVES, DECEMBER 24, 1806.

TREASURY DEPARTMENT, *December 22, 1806.*

SIR:

In conformity with a resolution of the House of Representatives, of May 29th, 1798, I have the honor to transmit, herewith, two statements of the importations in American and foreign vessels, commencing the 1st of October, 1804, and ending on the 30th of September, 1805.

I have the honor to be, very respectfully, sir, your obedient servant,

ALBERT GALLATIN.

The Honorable the SPEAKER of the *House Representatives.*

*A General Statement of Goods, Wares, and Merchandise, imported into the United States, in American vessels, from the 1st of October, 1804, to the 30th September, 1805.*

FROM WHENCE IMPORTED.	GOODS PAYING DUTIES AD VALOREM.			ARTICLES PAYING SPECIFIC DUTIES.												
	15 per cent.	17½ per cent.	22½ per cent.	WINES.				SPIRITS.			Molasses.	Beer, Ale, and Porter, in casks & bottles.	TEAS.			
				Madeira.	Burgundy.	Sherry.	All other.	Foreign, from Grain.	Foreign, from other materials.	U. S. from Domestic produce.			Bohea.	Souchong.		
	Dollars.			Gallons.										Pounds.		
Russia, - - - - -	1,424,716	27,028	1,936	-	-	32	51	-	11	-	-	-	-	-	-	-
Prussia, - - - - -	35,479	171	-	-	-	-	-	-	-	-	-	-	-	-	-	-
Sweden, - - - - -	378,024	8,628	4,365	-	-	-	-	-	65,449	-	26,906	-	-	-	-	-
Swedish West Indies, - - - - -	5,390	1,156	-	-	-	-	-	-	7,505	-	-	-	-	-	-	-
Denmark and Norway, - - - - -	726,182	22,511	14,700	4	-	-	-	-	-	-	-	-	-	-	-	-
Danish West Indies, - - - - -	8,593	8,598	1,660	-	-	-	-	-	-	-	-	-	-	-	-	-
United Netherlands, - - - - -	1,840,578	316,919	108,608	1,161	89	-	10,170	1,811	1,280,366	-	134,844	-	-	-	-	-
Dutch West Indies and American colonies, - - - - -	5,202	5,438	68	1,166	2,427	151	22,093	678,139	1,108	-	-	56,179	3	81	-	-
Dutch East Indies, - - - - -	55,740	19,997	17	247	-	417	707	1,105	289,936	-	835,452	98	-	-	-	-
England, Man, and Berwick, - - - - -	22,996,855	5,407,326	137,829	218	-	-	110	2,951	82	-	-	-	-	-	15,540	2
Scotland, - - - - -	2,053,168	202,331	1,289	218	-	4	2,139	1,385	493	-	-	115,118	-	-	-	-
Ireland, - - - - -	750,668	6,382	20,816	-	-	-	558	-	71	-	528	5,804	-	-	-	-
Guernsey, Jersey, Sark, and Alderney, - - - - -	21,568	295	-	-	-	-	-	-	1,028	-	-	9,229	-	-	-	-
Gibraltar, - - - - -	125	162	-	-	-	-	-	-	-	-	-	-	-	-	-	-
British African ports, - - - - -	864	-	-	-	-	-	28,270	-	1,442	-	-	-	-	-	-	-
British East Indies, - - - - -	1,965,401	13,118	5	555	-	-	956	-	-	-	-	-	-	-	-	-
British West Indies, - - - - -	18,486	25,537	383	1,219	-	3,406	129	1,528	3,269	4,255,906	1,230	855,359	27	-	-	-
Newfoundland and British Fisheries, - - - - -	-	-	-	-	-	-	-	-	-	-	-	-	-	-	-	-
British American colonies, - - - - -	238,168	57,631	1,747	377	-	-	1,364	4,597	4,532	-	-	-	-	-	-	-
Hamburg, Bremen, other Hanse Towns, &c. - - - - -	682,350	5,066	4,506	-	-	-	20	-	-	-	-	2,302	-	-	-	-
French European ports on the Atlantic, - - - - -	1,517,710	603,527	13,399	-	798	-	57	2,455,812	-	1,122,076	-	-	-	-	-	-
Do. do. on the Mediterranean, - - - - -	49,045	45,480	297	-	60	14	-	-	-	234,900	-	-	-	-	-	-
French West Indies and American colonies, - - - - -	60,606	30,344	944	10,542	-	-	3,854	896	147,680	115	3,484,925	-	-	-	266	-
Bourbon and Mauritius, - - - - -	19,193	9,767	-	24	-	-	273	5,756	1	-	-	-	-	-	91,103	-
Spanish European ports on the Atlantic, - - - - -	61,811	17,698	252	-	-	384,749	24,813	-	869	-	-	-	-	-	-	-
Do. do. on the Mediterranean, - - - - -	28,120	3,969	109	-	-	1,863	615,159	-	516,011	-	-	-	-	-	-	-
Teneriffe and other Canaries, - - - - -	227	851	10	72	-	14	381,421	-	2,592	-	-	-	-	-	-	-
Manilla and Philippine Islands, - - - - -	2,318	681	62	-	-	-	-	-	-	-	-	-	6,439	-	-	-
Florida, - - - - -	453	869	1	9	-	-	15	556	17	-	-	-	-	-	-	-
Honduras, Campeachy, and Musquito Shore, - - - - -	102	212	-	-	-	-	496	-	1,051	-	-	-	13	-	-	-
Spanish West Indies and American Colonies, - - - - -	43,220	94,326	909	241	-	-	4,631	-	146,103	-	2,996,453	-	-	-	-	-
Portugal, - - - - -	8,558	41,335	281	603	-	3,680	228,697	-	-	-	-	-	-	-	-	-
Madeira, - - - - -	646	2,623	-	288,761	-	-	16,913	-	7,220	-	-	-	-	-	-	-
Fayal and the other Azores, - - - - -	2,047	6,098	-	110	-	-	24,580	-	-	-	-	-	-	-	-	-
Cape de Verd Islands, - - - - -	6,303	968	1,966	580	-	-	3,434	2,177	-	-	-	-	-	-	-	-
Italy, - - - - -	236,286	242,390	888	-	-	-	262,579	-	74,423	-	-	-	-	-	-	-
Trieste & other Austrian ports on the Adriatic, - - - - -	38,950	7,041	7,346	-	-	-	1,108	-	-	-	-	-	-	-	-	-
Turkey, Levant, Egypt, and Mocha, - - - - -	9,395	5,130	-	-	-	-	-	-	-	-	-	-	-	-	-	-
Cape of Good Hope, - - - - -	57,371	22,063	28	236	-	-	26,868	160	2,412	-	-	-	-	788	89	-
China, - - - - -	1,715,603	86,194	1,148	727	-	-	50	5	8	-	26	-	560,478	1,884,396	-	-
West Indies, generally, - - - - -	-	-	-	-	-	-	-	-	-	-	-	-	-	-	-	-
Africa, - - - - -	24,787	74	-	-	-	-	-	-	657	-	-	-	-	-	-	-
Northwest Coast of America, - - - - -	88	758	-	24	-	-	-	-	424	-	-	-	-	-	-	-
<b>Total,</b> - - - - -	<b>37,137,596</b>	<b>7,350,692</b>	<b>345,569</b>	<b>306,876</b>	<b>3,412</b>	<b>394,387</b>	<b>4,447,983</b>	<b>702,807</b>	<b>8,164,603</b>	<b>1,345</b>	<b>8,334,493</b>	<b>188,770</b>	<b>567,708</b>	<b>1,991,488</b>	<b>-</b>	<b>-</b>

1806.]

IMPORTS FOR THE YEAR 1805.

675

STATEMENT OF IMPORTS—Continued.

676

FROM WHENCE IMPORTED.	ARTICLES PAYING SPECIFIC DUTIES.													
	TEAS.		Coffee.	Cocoa.	Choco- late.	SUGAR.			Almonds.	FRUITS				
	Hyson.	Other Green.				Brown.	White Powdered.	All other and Candy.		Currants.	Prunes and Plums.	Figs.	Raisins in jars.	All other Raisins.
Pounds.														
Russia, - - - - -	-	4	-	-	-	-	-	-	-	-	-	-	16	-
Prussia, - - - - -	-	-	-	-	-	-	-	-	-	-	-	-	-	-
Sweden, - - - - -	-	-	-	-	-	-	-	-	-	-	-	-	-	-
Swedish West Indies, - - - - -	-	-	189,896	18,555	-	3,994,577	36,512	-	-	-	-	-	56	-
Denmark and Norway, - - - - -	-	-	-	-	-	-	-	-	-	-	-	-	-	-
Danish West Indies, - - - - -	-	-	1,473,289	206,250	116	11,830,028	11,748	-	-	-	90	-	-	-
United Netherlands, - - - - -	83	20	100	-	447	853	128	403	-	-	9,242	48	147	-
Dutch West Indies and American colonies, - - - - -	26	-	987,609	52,489	164	7,569,341	-	-	-	-	50	-	554	-
Dutch East Indies, - - - - -	386	31,673	8,225,295	-	-	7,642,550	12,202	21,367	-	-	-	-	-	-
England, Man, and Berwick, - - - - -	1	-	300	-	-	140	-	744	6	28	6	-	91	-
Scotland, - - - - -	-	-	-	-	-	-	-	-	-	-	-	-	-	-
Ireland, - - - - -	-	-	-	-	-	-	-	-	-	-	-	-	-	-
Guernsey, Jersey, Sark, and Alderney, - - - - -	-	-	-	-	-	-	-	-	-	-	-	-	-	-
Gibraltar, - - - - -	-	-	-	-	-	-	-	-	-	-	-	-	19,020	4,052
British African Ports, - - - - -	-	-	-	-	-	-	-	-	-	-	-	-	-	-
British East Indies, - - - - -	12	-	80,412	-	-	4,245,086	117,829	-	-	-	-	-	-	-
British West Indies, - - - - -	367	-	289,206	180,445	57	6,288,490	86,866	-	-	-	350	6,548	2,725	296
Newfoundland and British Fisheries, - - - - -	-	-	-	-	-	-	-	-	-	-	-	-	-	-
British American Colonies, - - - - -	159	758	598	168	297	339	-	224	50	-	329	-	1	814
Hamburg, Bremen, other Hanse Towns, &c. - - - - -	-	-	-	-	-	-	-	-	-	-	-	-	-	-
French European Ports on the Atlantic, - - - - -	-	-	3,988	-	47	812	-	-	14,330	-	118,929	1,221	4,054	-
Ditto ditto on the Mediterranean, - - - - -	-	-	54	-	22	-	-	-	19,956	-	296	17,215	9,109	1,190
French West Indies and American colonies, - - - - -	506	-	22,001,754	630,472	324	67,174,224	1,664,065	228	-	-	-	-	-	-
Bourbon and Mauritius, - - - - -	25,172	25,025	4,063,777	55	-	1,954,946	113,400	24,372	-	-	-	-	-	-
Spanish European Ports on the Atlantic, - - - - -	-	-	106	-	293	6,577	-	-	20,997	-	7,261	23,199	48,214	3,242
Ditto ditto on the Mediterranean, - - - - -	-	-	-	-	-	-	-	-	50,150	-	48	27,959	696,431	1,288,969
Teneriffe and the other Canaries, - - - - -	-	-	-	-	-	342,494	-	-	439	-	-	1,108	-	-
Manilla and Philippine Islands, - - - - -	10	7	217	-	-	2,034,015	-	-	-	-	-	-	-	-
Floridas, - - - - -	-	4	6,461	-	-	857	-	-	-	-	-	-	-	-
Honduras, Campeachy, and Musquito Shore, - - - - -	-	-	5,651	195	5	68	-	-	-	-	-	-	-	-
Spanish West Indies and American colonies, - - - - -	-	-	4,414,228	1,830,316	896	26,396,715	25,457,084	74	4,835	-	1,039	71	847	-
Portugal, - - - - -	18	-	-	-	217	592	-	-	8,810	2,102	-	37,898	2,339	1,600
Madeira, - - - - -	-	-	-	-	-	13,329	-	-	-	-	-	-	-	-
Fayal and the other Azores, - - - - -	-	-	-	-	-	-	-	-	-	-	-	-	-	-
Cape de Verd Islands, - - - - -	-	-	-	-	-	-	-	-	-	-	-	-	-	-
Italy, - - - - -	-	-	-	-	-	-	-	-	269	-	-	-	225	-
Trieste and other Austrian ports on the Adriatic, - - - - -	-	-	-	-	-	-	-	-	11,302	31,604	116	33,241	92	12,738
Turkey, Levant, Egypt, and Mocha, - - - - -	-	-	1,721,288	-	-	41,040	-	-	-	8,012	-	710	-	49,239
Cape of Good Hope, - - - - -	54	-	1,681,433	-	-	480,903	-	-	-	-	-	-	-	-
China, - - - - -	678,970	1,749,445	871	-	-	117,157	1,668	949	-	-	-	-	467	-
West Indies, generally, - - - - -	-	-	-	-	-	26,189	-	-	-	-	-	-	-	-
Africa, - - - - -	-	-	33,587	-	-	-	-	-	-	-	-	-	-	-
Northwest Coast of America, - - - - -	-	-	-	-	-	-	-	-	-	-	-	-	-	-
Total, - - - - -	705,764	1,806,936	45,179,820	2,918,945	2,845	140,161,322	27,501,913	48,361	131,204	41,746	137,756	149,218	784,388	1,362,140

COMMERCE AND NAVIGATION.

1866.



STATEMENT OF IMPORTS—Continued.

FROM WHENCE IMPORTED.	ARTICLES PAYING SPECIFIC DUTIES.													
	CANDLES.		Cheese.	Soap.	Tallow.	SPICES.						Tobacco manufactured other than Snuff and Cigars.	Snuff.	
	Tallow.	Wax or Spermaceti				Mace.	Nutmegs.	Cinnamon.	Cloves.	Pepper.	Pimento.			Chinese Cassia.
Pounds.														
Russia, - - - - -	54,113	-	-	591	319,771	-	-	-	-	-	-	-	-	-
Prussia, - - - - -	-	-	-	-	-	-	-	-	-	-	-	-	-	-
Sweden, - - - - -	-	-	-	-	-	-	-	-	-	-	-	-	-	-
Swedish West Indies, - - - - -	-	-	-	-	-	-	-	-	-	-	-	-	-	-
Denmark and Norway, - - - - -	129	-	10	-	89,447	-	100	-	50	1,294	-	-	-	63
Danish West Indies, - - - - -	-	-	25	-	-	-	5	-	12	25	-	-	-	22
United Netherlands, - - - - -	-	172	407,979	752	-	3	-	12	345	978	-	-	2,111	22
Dutch West Indies and American colonies, - - - - -	-	-	-	-	-	-	-	-	34,207	-	-	-	127	6
Dutch East Indies, - - - - -	-	-	-	-	-	6,981	19,219	60	34,207	4,013,240	-	1,615	-	-
England, Man, and Berwick, - - - - -	120	72	63,252	21,136	-	1	1,224	8,648	2	179	50	9	-	310
Scotland, - - - - -	-	-	231	-	-	-	-	-	-	-	-	-	-	-
Ireland, - - - - -	-	-	48	-	-	-	-	-	-	-	-	-	-	-
Guernsey, Jersey, Sark, and Alderney, - - - - -	-	-	-	-	-	-	-	-	-	-	-	-	-	-
Gibraltar, - - - - -	-	-	-	-	-	-	-	-	-	-	-	-	-	-
British African ports, - - - - -	-	-	-	-	-	-	-	-	-	-	-	-	-	-
British East Indies, - - - - -	18	-	-	-	-	2	4	-	4	222,999	-	3,267	-	-
British West Indies, - - - - -	-	-	249	536	13,279	-	-	-	-	11	1,088	-	-	174
Newfoundland and British Fisheries, - - - - -	-	-	-	-	-	-	-	-	-	-	-	-	-	-
British American colonies, - - - - -	492	71	177	7,961	-	-	2	12	-	320	36	-	1,598	585
Hamburg, Bremen, other Hanse Towns, &c. - - - - -	-	-	-	-	-	-	-	-	-	-	-	-	-	-
French European ports on the Atlantic, - - - - -	268	2,209	7,476	69,009	-	-	-	-	-	-	-	-	-	768
Do. do. on the Mediterranean, - - - - -	48,260	896	7,111	75,739	-	-	-	-	-	-	-	-	-	826
French West Indies and American colonies, - - - - -	120	55	-	5,424	537	-	-	-	-	-	-	-	-	102
Bourbon and Mauritius, - - - - -	-	-	-	-	-	47	1,116	350	757	74,275	308	34,201	181	-
Spanish European ports on the Atlantic, - - - - -	-	-	137	-	-	-	-	-	-	44,684	-	-	-	-
Do. do. on the Mediterranean, - - - - -	-	-	71	107,724	-	-	-	-	-	-	-	-	-	3
Teneriffe and the other Canaries, - - - - -	-	-	-	-	-	-	-	-	-	-	-	-	-	4,608
Manilla and Philippine Islands, - - - - -	-	-	-	-	-	-	-	-	-	-	-	-	-	-
Florida, - - - - -	-	-	-	-	-	-	-	-	-	-	243	-	-	-
Honduras, Campeachy, and Musquito Shore, - - - - -	-	-	-	25	2,121	-	-	-	-	-	-	-	-	-
Spanish West Indies and American Colonies, - - - - -	-	515	100	698	205,109	-	103	-	386	591	43,787	-	-	5,587
Portugal, - - - - -	-	-	-	-	-	-	-	-	-	10,457	-	-	-	-
Madeira, - - - - -	-	-	-	-	-	-	-	-	-	-	-	-	-	-
Fayal and the other Azores, - - - - -	-	-	-	-	-	-	-	-	-	-	-	-	-	-
Cape de Verd Islands, - - - - -	-	-	-	-	-	-	-	-	-	-	-	-	-	-
Italy, - - - - -	2,308	-	285	667,327	-	-	-	-	-	-	-	-	24	24
Trieste and other Austrian ports on the Adriatic, - - - - -	-	-	80	38,056	-	-	-	-	-	-	-	-	-	-
Turkey, Levant, Egypt, and Mocha, - - - - -	-	-	-	-	-	-	27	-	-	-	-	182	-	-
Cape of Good Hope, - - - - -	-	-	-	-	30,828	1,458	2,304	10	1,085	7,836	-	-	-	-
China, - - - - -	-	-	-	-	-	30	136	-	-	-	-	348,430	-	-
West Indies, generally, - - - - -	-	-	-	-	-	-	-	-	-	-	-	-	-	-
Africa, generally, - - - - -	-	-	-	-	-	-	-	-	-	-	-	-	-	-
Northwest Coast of America, - - - - -	-	-	-	-	-	-	-	-	-	-	-	-	-	-
Total, - - - - -	105,728	3,970	487,231	994,978	661,092	8,522	24,240	12,346	50,954	4,382,903	45,512	389,432	4,041	13,078

1806.]

IMPORTS FOR THE YEAR 1805.

677

STATEMENT OF IMPORTS—Continued.

FROM WHENCE IMPORTED.	ARTICLES PAYING SPECIFIC DUTIES.																		
	Indigo.	Cotton.	POWDER.		Starch.	Gluc.	Pewter Plates and Dishes.	IRON.		Nails and Spikes.	Quick Sil. ver.	PAINTS.							
			Hair.	Gun.				Anchors and Sheet.	Slit and Hoop.			Yellow Ochre in oil.	Yellow Ochre, dry.	Spanish Brown.	White and Red Lead.				
	Pounds.																		
Russia, - - - - -	-	-	-	-	360	1,120	-	3,600	-	-	-	-	-	-	-	-	-	-	-
Prussia, - - - - -	-	-	-	45	-	-	-	2,132	-	-	-	-	-	-	-	-	-	-	224
Sweden, - - - - -	305	1,117	-	-	-	-	-	-	-	-	-	-	-	-	-	-	-	-	-
Swedish West Indies, - - - - -	-	-	-	-	-	-	-	107	-	-	-	-	-	-	-	-	-	-	41,788
Denmark and Norway, - - - - -	-	-	-	-	28	-	-	-	16,019	203,737	1,367	5,039	2,309	1,079	-	-	-	-	731
United West Indies, - - - - -	1,507	98,562	-	86,174	832	823	-	-	-	-	-	-	-	-	-	-	-	-	111
Netherlands, - - - - -	-	274	-	-	845	-	-	2,804	-	-	-	-	-	-	-	-	-	-	-
Dutch West Indies and American colonies, - - - - -	3,126	69,135	-	-	-	-	-	-	-	-	-	325	-	-	-	-	-	-	-
Dutch East Indies, - - - - -	87,025	76,278	-	-	600,164	2,865	13,404	411,713	69,628	4,148,800	36	11,835	16,495	362,633	1,680,180	-	-	-	19,164
England, Man, and Berwick, - - - - -	161	58	461	-	2,000	-	-	-	-	21,853	-	560	-	8,910	-	-	-	-	-
Scotland, - - - - -	-	-	-	-	-	-	11,309	-	-	-	-	-	-	-	-	-	-	-	-
Ireland, - - - - -	-	-	-	-	-	-	-	-	-	-	-	-	-	-	-	-	-	-	-
Guernsey, Jersey, Sark, and Alderney, - - - - -	-	-	-	-	-	-	-	-	-	-	-	-	-	-	-	-	-	-	-
Gibraltar, - - - - -	-	-	-	-	-	-	-	-	-	-	-	-	-	-	-	-	-	-	-
British African Ports, - - - - -	-	-	-	-	-	-	-	-	-	-	-	-	-	-	-	-	-	-	-
British East Indies, - - - - -	51,298	-	-	67	314	-	-	29,155	-	200	-	-	5,947	-	-	-	-	-	-
British West Indies, - - - - -	1,091	8,597	-	-	-	-	-	140	-	-	-	-	-	-	-	-	-	-	-
Newfoundland and British Fisheries, - - - - -	-	-	24	47,424	20	2	655	221	1,911	6,617	-	-	-	537	2,784	-	-	-	-
British American colonies, - - - - -	-	26,758	-	-	-	-	-	-	-	-	-	-	-	-	-	-	-	-	-
Hamburg, Bremen, other Hanse Towns, &c. - - - - -	-	-	-	-	-	-	-	-	-	19,503	-	-	116,080	1,458	-	-	-	-	-
French European ports on the Atlantic, - - - - -	-	3,623	2,237	-	-	-	-	-	-	-	-	-	-	-	-	-	-	-	-
Do. do. on the Mediterranean, - - - - -	-	-	-	-	-	-	-	-	-	-	-	-	-	-	-	-	-	-	-
French West Indies and American colonies, - - - - -	2,105	918,639	-	-	753	-	-	5,055	-	4,390	485	-	-	-	-	-	-	-	5,823
Bourbon and Mauritius, - - - - -	269,869	356,101	-	-	-	-	-	39,492	-	797	-	-	-	-	-	-	-	-	-
Spanish European ports on the Atlantic, - - - - -	-	-	-	-	-	-	-	-	-	-	-	-	-	-	-	-	-	-	-
Do. do. on the Mediterranean, - - - - -	-	-	-	-	-	89	-	-	-	-	-	-	13,500	-	-	-	-	-	-
Teneriffe and the other Canaries, - - - - -	-	-	-	46	-	-	-	-	-	-	-	-	-	-	-	-	-	-	-
Manilla and Philippine Islands, - - - - -	36,210	-	-	-	-	-	-	-	-	-	-	-	-	-	-	-	-	-	-
Florida, - - - - -	-	5,742	-	-	-	-	-	-	-	-	-	-	-	-	-	-	-	-	-
Honduras, Campeachy, and Musquito Shore, - - - - -	528	-	-	-	292	-	-	-	-	-	92	-	-	-	-	-	-	-	-
Spanish West Indies and American colonies, - - - - -	12,159	122,990	-	-	-	-	-	-	-	-	-	-	-	-	-	-	-	-	-
Portugal, - - - - -	-	-	-	-	-	-	-	-	-	-	-	-	-	-	-	-	-	-	-
Madeira, - - - - -	320	-	-	-	-	-	-	-	-	-	-	-	-	-	-	-	-	-	-
Fayal and the other Azores, - - - - -	-	-	-	-	-	-	-	-	-	531	-	-	-	-	-	-	-	-	-
Cape de Verd Islands, - - - - -	-	-	-	-	-	-	-	-	-	-	208	-	-	-	-	-	-	-	-
Italy, - - - - -	4,917	-	100	-	-	-	-	-	-	-	90,824	-	-	-	-	-	-	-	-
Trieste & other Austrian Ports on the Adriatic, - - - - -	-	-	-	-	-	-	-	-	-	-	-	-	-	-	-	-	-	-	-
Turkey, Levant, Egypt, and Mocha, - - - - -	7,727	-	-	-	-	-	-	-	-	2,122	-	-	-	-	-	-	-	-	-
Cape of Good Hope, - - - - -	523	-	-	-	-	-	-	-	-	-	-	-	-	-	-	-	-	-	520
China, - - - - -	-	1,323	-	-	-	-	-	-	-	-	-	-	-	-	-	-	-	-	-
West Indies, generally, - - - - -	-	-	-	3,808	-	-	-	-	-	-	-	-	-	-	-	-	-	-	-
Africa, generally, - - - - -	-	-	-	-	-	-	-	-	-	1,159	-	-	-	-	-	-	-	-	-
Northwest Coast of America, - - - - -	-	1,280	-	-	-	-	-	-	-	-	-	-	-	-	-	-	-	-	-
Total, - - - - -	418,851	1,690,477	2,822	739,728	6,309	26,747	75,674	494,419	87,558	4,410,009	93,012	17,759	154,331	374,617	1,751,325	-	-	-	-

STATEMENT OF IMPORTS—Continued.

FROM WHENCE IMPORTED.	ARTICLES PAYING SPECIFIC DUTIES.														
	Lead, and Manufactures of Lead.	Seines.	CORDAGE.		Cables.	Steel.	Hemp.	Twine and Pack Thread.	Glauber Salts.	Salt.		Coal.	FISH.		
			Tarred.	Untarred.						Pounds.	Bushels.		Bushels.	Foreign dried or smoked.	Pickled Salmon.
			Pounds.												
Russia, - - - - -	-	-	494,318	466	19,212	-	86,197	-	-	-	-	-	-	-	-
Prussia, - - - - -	-	-	-	-	-	325	-	-	-	-	-	-	-	-	-
Sweden, - - - - -	-	-	-	-	-	-	-	-	1	282,780	2,209	372	-	-	-
Swedish West Indies, - - - - -	338	-	-	-	-	-	-	-	-	-	-	480	-	-	-
Denmark and Norway, - - - - -	-	-	63,751	-	-	27	3,647	-	-	-	-	3,705	-	-	-
Danish West Indies, - - - - -	3,842	-	-	-	-	108	-	2	-	281,066	10,972	1,053	16	5	-
United Netherlands, - - - - -	9,629	500	4,328	-	13,076	3,723	-	225	-	-	-	5,450	-	-	-
Dutch West Indies and American Colonies, - - - - -	906	-	-	-	-	-	-	-	-	581,720	7,387	4,577	-	-	-
Dutch East Indies, - - - - -	-	-	-	-	-	-	-	-	-	-	-	-	-	-	-
England, Man, and Berwick, - - - - -	3,414,395	4,069	1,652	31,739	-	5,410	-	2,251	397	21,098,675	777,859	218,269	-	-	-
Scotland, - - - - -	11,928	456	3,513	284	-	22	-	88	2	-	-	40,436	1	-	-
Ireland, - - - - -	-	-	-	-	-	-	-	-	-	-	-	43,898	-	-	-
Guernsey, Jersey, Sark, and Alderney, - - - - -	-	-	-	-	-	-	207	-	-	-	-	-	-	-	-
Gibraltar, - - - - -	-	-	-	-	-	-	-	-	-	-	2,877	-	-	-	-
British African Ports, - - - - -	-	-	-	-	-	-	-	-	-	-	-	-	-	-	-
British East Indies, - - - - -	5	-	-	13,823	-	-	29	330	-	-	-	-	-	-	-
British West Indies, - - - - -	17,544	-	985	290	5,100	82	-	-	-	16,928,287	532,102	1,492	-	-	-
Newfoundland and British fisheries, - - - - -	-	-	-	-	-	-	-	-	-	-	-	-	-	-	-
British American colonies, - - - - -	33,194	-	3,650	1,223	-	2	-	13	1	122,831	6,801	-	278	67	-
Hamburg, Bremen, other Hanse Towns, &c. - - - - -	-	-	-	-	-	73	215	8	-	-	-	-	-	-	-
French European ports on the Atlantic, - - - - -	56	119	-	4,585	-	-	-	99	-	996,804	52,992	-	-	6	-
Do. on the Mediterranean, - - - - -	-	-	-	-	-	-	-	-	3	151,088	1,531	-	-	-	-
French West Indies and American Colonies, - - - - -	5,160	350	-	-	-	-	-	-	-	-	9,786	-	-	-	-
Bourbon and Mauritius, - - - - -	-	-	-	-	-	-	-	-	-	-	-	162	-	-	-
Spanish European ports on the Atlantic, - - - - -	1,131	-	-	1,272	-	102	-	3	-	12,733,906	275,452	-	-	-	-
Do. on the Mediterranean, - - - - -	-	-	-	576	-	-	-	-	-	1,982,884	22,291	-	-	-	-
Teneriffe and the other Canaries, - - - - -	-	-	-	-	-	-	-	-	-	-	2,685	-	-	-	-
Manilla and Philippine Islands, - - - - -	-	-	-	-	-	-	-	-	-	364	-	-	-	-	-
Florida, - - - - -	-	-	-	-	-	-	-	-	-	-	-	-	-	-	-
Honduras, Campeachy, and Musquito Shore, - - - - -	-	-	-	-	-	-	-	-	-	-	-	-	-	-	-
Spanish West Indies and American Colonies, - - - - -	306	-	-	1,171	-	-	4	-	-	-	4	-	-	-	-
Portugal, - - - - -	-	-	-	-	-	-	-	-	-	5,264,548	126,129	-	-	-	-
Madeira, - - - - -	-	-	-	-	-	-	-	-	-	138,831	30,074	-	-	-	-
Fayal and the other Azores, - - - - -	-	-	-	-	-	-	450	-	-	-	-	-	-	-	-
Cape de Verd Islands, - - - - -	300	-	-	-	-	-	-	-	-	11,404,970	235,230	-	-	-	-
Italy, - - - - -	-	-	-	-	-	18	-	10	-	-	19,552	-	-	-	-
Trieste and other Austrian ports on the Adriatic, - - - - -	-	-	-	-	-	12	-	-	-	-	-	-	-	-	-
Turkey, Levant, Egypt, and Mocha, - - - - -	-	-	-	-	-	-	-	-	-	-	-	-	-	-	-
Cape of Good Hope, - - - - -	-	-	-	140	-	-	-	-	-	-	-	-	-	-	-
China, - - - - -	470	-	-	-	-	-	-	-	-	-	-	-	-	-	-
West Indies, generally, - - - - -	-	-	-	-	-	-	-	-	-	-	-	-	-	-	-
Africa, - - - - -	1,133	-	-	-	-	-	-	-	-	-	-	-	-	-	-
Northwest Coast of America, - - - - -	-	-	546	-	131	-	-	-	-	-	-	-	-	-	-
Total, - - - - -	3,500,337	5,494	572,743	55,569	37,519	9,796	90,857	3,029	404	71,968,754	1,917,412	318,841	303	72	-

1806.]

IMPORTS FOR THE YEAR 1806.

679

STATEMENT OF IMPORTS—Continued.

FROM WHENCE IMPORTED.	ARTICLES PAYING SPECIFIC DUTIES.													
	FISH, PICKLED.			GLASS.			Cigars.	Foreign Lime.	Boots.	SHOES AND SLIPPERS.			CARDS.	
	Mackerel.	All other.	Black quart bottles.	Window.						Silk.	Kid, Morocco, Leather, &c. for Men & Women.	For Children.	Wool and Cotton.	Playing.
	Barrels.	Barrels.	Groce.	Not above 8 by 10.	Not above 10 by 12.	All above 10 by 12.	M.	Casks.	Pairs.					
Russia, - - - - -	-	-	2	6	23	37	-	-	-	-	27	-	-	-
Prussia, - - - - -	-	-	-	-	-	-	-	-	-	-	-	-	-	-
Sweden, - - - - -	-	-	-	2,231	460	35	40	-	-	-	-	-	-	-
Swedish West Indies, - - - - -	-	-	6	-	-	-	-	-	-	-	-	-	-	-
Denmark and Norway, - - - - -	-	1	5	1,856	507	251	-	-	50	-	102	-	-	-
Danish West Indies, - - - - -	-	-	18	-	3	-	157	-	-	-	361	-	-	-
United Netherlands, - - - - -	-	30	1,284	324	61	5	-	-	129	20	929	-	-	6,564
Dutch West Indies and American Colonies, - - - - -	-	-	23	10	-	-	188	-	9	-	-	-	-	-
Dutch East Indies, - - - - -	-	-	8	-	-	-	-	-	-	-	-	-	-	-
England, Man, and Berwick, - - - - -	-	10	7,606	8,510	885	2,083	-	-	2,262	382	20,399	3,356	-	-
Scotland, - - - - -	-	5	1,074	413	123	319	-	-	46	-	188	18	-	-
Ireland, - - - - -	-	-	12	18	-	-	-	-	-	-	2	-	-	-
Guernsey, Jersey, Sark, and Alderney, - - - - -	-	-	-	-	-	-	-	-	-	-	-	-	-	-
Gibraltar, - - - - -	-	-	-	-	-	-	-	-	-	-	95	-	-	-
British African ports, - - - - -	-	-	-	-	-	-	-	-	-	-	-	-	-	-
British East Indies, - - - - -	-	-	-	-	-	-	-	-	-	-	-	-	-	-
British West Indies, - - - - -	-	5	78	175	-	-	65	-	-	2	14	-	-	-
Newfoundland and British Fisheries, - - - - -	-	-	-	-	-	-	741	-	-	-	119	-	-	-
British American Colonies, - - - - -	1	424	11	46	8	-	-	177	9	-	1,372	152	-	372
Hamburg, Bremen, other Hanse Towns, &c. - - - - -	-	-	1	650	50	85	-	-	9	-	-	-	-	-
French European Ports on the Atlantic, - - - - -	-	17	4,697	134	91	-	-	-	333	8,590	25,328	12,049	-	1,178
Do. do. do. do. Mediterranean, - - - - -	-	-	486	-	-	-	-	-	-	-	1,401	180	-	-
French West Indies and American Colonies, - - - - -	-	-	103	3	-	-	79	-	24	-	268	24	-	-
Bourbon and Mauritius, - - - - -	-	-	6	-	-	-	-	-	-	-	-	-	-	-
Spanish European Ports on the Atlantic, - - - - -	-	-	1	-	-	-	2	-	152	60	1	-	-	-
Do. do. do. do. Mediterranean, - - - - -	-	-	-	-	-	-	35	-	-	-	332	-	-	-
Teneriffe and the other Canaries, - - - - -	-	-	-	-	-	-	-	-	-	-	-	-	-	-
Manilla and Philippine Islands, - - - - -	-	-	-	-	-	-	-	-	-	-	-	-	-	-
Florida, - - - - -	-	-	1	-	-	-	74	-	-	-	1	-	1	1
Honduras, Campeachy, and Musquito Shore, - - - - -	-	-	-	-	-	-	-	-	-	-	-	-	-	-
Spanish West Indies and American Colonies, - - - - -	-	-	5	-	-	-	8,938	-	-	-	-	-	-	-
Portugal, - - - - -	-	-	-	-	-	-	-	-	2	-	20	-	-	-
Madeira, - - - - -	-	-	-	-	-	-	-	-	1	-	-	-	-	-
Fayal and the other Azores, - - - - -	-	-	-	-	-	-	-	-	-	-	-	-	-	-
Cape de Verd Islands, - - - - -	-	-	-	-	3	-	-	-	-	-	13	-	-	-
Italy, - - - - -	-	-	52	-	-	-	-	-	-	-	-	-	-	-
Trieste and other Austrian ports on the Adriatic, - - - - -	-	-	-	-	-	-	-	-	-	340	155	221	-	360
Turkey, Levant, Egypt, and Mocha, - - - - -	-	-	-	-	-	2	-	-	-	-	11	2	-	-
Cape of Good Hope, - - - - -	-	-	14	-	-	-	-	-	-	-	-	-	-	-
China, - - - - -	-	-	1	-	-	-	-	-	-	78	54	-	-	-
West Indies, generally, - - - - -	-	-	-	-	-	-	-	-	-	-	-	-	-	-
Africa, - - - - -	-	-	-	-	-	-	-	-	-	-	-	-	-	-
Northwest Coast of America, - - - - -	-	-	-	-	-	-	-	-	-	-	-	-	-	-
Total, - - - - -	1	492	15,494	14,376	2,214	2,817	10,319	177	3,026	9,472	51,192	16,002	1	8,475

TREASURY DEPARTMENT, Register's Office, December 22, 1806.

JOSEPH NOURSE, Register.

*A General Statement of Goods, Wares, and Merchandise, imported into the United States, in Foreign Vessels, from the 1st day of October, 1804, to the 30th September, 1805.*

FROM WHENCE IMPORTED.	GOODS SUBJECT TO DUTIES AD VALOREM.			ARTICLES, PAYING SPECIFIC DUTIES.												
	VALUE OF GOODS.			WINES.				FOREIGN SPIRITS.		U. S. SPIRITS.	Molasses.	Beer, Ale, & Porter, in casks or bottles.	TEA.			
	At 16½ per cent.	At 19½ per cent.	At 24½ per cent.	Madeira.	Burgundy.	Sherry.	All other.	From Grain.	From other materials.	From Domestic produce.			Hyson.			
	Dollars.			Gallons.										Pounds.		
Russia, - - - - -	2,126	-	-	-	-	-	-	-	-	-	-	-	-	-	-	-
Prussia, - - - - -	31,493	1,452	-	-	-	-	-	-	-	-	-	-	-	-	-	-
Sweden, - - - - -	44,092	4,849	4,942	-	-	-	709	-	-	-	-	-	-	-	-	-
Swedish West Indies, - - - - -	1,134	1,044	8	-	13	-	-	-	-	-	-	-	-	-	-	-
Denmark and Norway, - - - - -	331,172	9,913	13,246	24	-	-	3,005	-	-	14,279	-	10,519	-	-	-	-
Danish West Indies, - - - - -	3,616	8,759	133	-	-	-	-	-	-	-	-	-	-	-	-	-
United Netherlands, - - - - -	30,356	15,200	8,087	11	-	-	-	-	-	41,953	-	3,284	-	-	-	-
Dutch West Indies and American colonies, - - - - -	82	1,342	21	-	147	-	59	12,817	-	121	-	-	63	-	-	4
Dutch East Indies, - - - - -	-	-	-	-	2	-	-	-	-	6,159	-	32,570	-	-	-	-
England, Man, and Berwick, - - - - -	47,831	54,928	5,649	193	-	-	-	-	-	-	-	-	-	-	-	-
Scotland, - - - - -	72,273	14,661	2,866	-	-	-	-	-	-	-	-	-	-	-	-	-
Ireland, - - - - -	33,836	820	1,749	-	-	96	62	-	-	-	-	-	5,172	-	-	-
Guernsey, Jersey, Sark, and Alderney, - - - - -	2,626	369	-	-	-	-	-	-	-	-	-	935	943	-	-	-
British African ports, - - - - -	39	-	-	2,461	-	-	3,280	4,237	10,426	-	-	-	1,851	-	-	-
British East Indies, - - - - -	63,187	3,014	-	-	-	-	-	-	-	-	-	-	-	-	-	-
British West Indies, - - - - -	7,393	15,084	226	702	-	-	70	-	-	-	-	-	-	-	-	-
Newfoundland and British fisheries, - - - - -	2,574	1,244	-	1,745	-	-	6	-	-	247,175	-	44,396	216	-	-	-
British American Colonies, - - - - -	26,005	11,377	39	-	-	-	-	-	-	11	-	-	-	-	-	-
Hamburg, Bremen, other Hanse Towns, &c. - - - - -	1,097,558	45,030	26,059	-	-	-	52	-	-	5	-	-	-	-	-	-
French European ports on the Atlantic, - - - - -	96,816	70,157	3,405	-	125	-	6,766	1,154	8,100	-	-	-	-	-	-	-
Do. do. on the Mediterranean, - - - - -	21,479	19,721	309	199	469	-	755,344	815	78,262	-	-	-	-	-	-	-
French West Indies and American colonies, - - - - -	19,566	7,161	30	142	10	-	180,057	-	7,612	-	-	-	-	-	-	-
Bourbon and Mauritius, - - - - -	83,224	5,554	-	-	-	-	2,378	628	5,759	109	-	62,867	-	-	-	-
Spanish European ports on the Atlantic, - - - - -	160	386	-	-	-	-	64	-	-	-	-	-	-	-	-	-
Do. do. on the Mediterranean, - - - - -	59	6	-	-	-	3,583	525	-	86	-	-	-	-	-	-	-
Teneriffe and the other Canaries, - - - - -	-	-	-	-	-	-	14,236	-	46,455	-	-	-	-	-	-	-
Floridas, - - - - -	1,173	4,196	37	-	-	-	15,118	-	-	-	-	-	-	-	-	-
Honduras, Campeachy, and Musquito Shore, - - - - -	303	883	-	-	-	-	-	-	-	-	-	171	-	-	-	-
Spanish West Indies and American colonies, - - - - -	11,529	11,120	27	488	-	-	-	-	-	-	-	-	-	-	-	-
Portugal, - - - - -	6,808	2,534	-	-	-	-	-	-	-	-	-	-	-	-	-	-
Madeira, - - - - -	33	6	-	4,069	-	-	21,132	474	56,934	-	-	532,465	-	-	-	-
Fayal and the other Azores, - - - - -	257	5,309	-	-	-	-	-	469	-	-	-	-	-	-	-	-
Cape de Verd Islands, - - - - -	-	12	-	-	-	-	29,288	-	102	-	-	-	-	-	-	-
Coast of Brazil and other American Colonies, - - - - -	-	3,775	-	1,762	-	-	-	-	-	-	-	-	-	-	-	-
Italy, - - - - -	101	629	-	-	-	-	-	-	-	-	-	-	-	-	-	-
Turkey, Levant, Egypt, and Mocha, - - - - -	354	26,925	-	-	-	-	21,398	-	-	-	-	-	-	-	-	-
Cape of Good Hope, - - - - -	2,538	14,268	-	-	-	-	161	-	111	-	-	-	-	-	-	-
Africa, - - - - -	4,658	38	-	-	-	-	38,885	-	3,047	-	-	-	-	-	-	-
Northwest Coast of America, - - - - -	-	-	-	-	-	-	-	-	419	-	-	-	-	-	-	348
Total, - - - - -	2,046,451	361,766	66,833	11,796	766	3,679	1,092,881	20,594	527,016	109	687,207	8,245	352	-	-	-

1806.]

IMPORTS FOR THE YEAR 1805.

681

STATEMENT OF IMPORTS—Continued.

FROM WHENCE IMPORTED.	ARTICLES PAYING SPECIFIC DUTIES.												
	Coffee.	Cocoa.	Chocolate.	SUGARS.			Almonds.	Prunes and Plums.	FRUITS.			CANDLES.	
				Brown.	White, Powdered.	All other, and Candy.			Figs.	Raisins in jars, &c.	All other Raisins.	Tallow.	Wax or Spermaceti.
Pounds.													
Russia, - - - - -													
Prussia, - - - - -													
Sweden, - - - - -	83,546	40,411	-	844,013									
Swedish West Indies, - - - - -													
Denmark and Norway, - - - - -	917,456	23,555	-	693,747								776	
Danish West Indies, - - - - -	86				8								
United Netherlands, - - - - -	5,244	11,504	31	418,984									
Dutch West Indies and American colonies, - - - - -													
Dutch East Indies, - - - - -	51,658												
England, Man, and Berwick, - - - - -													
Scotland, - - - - -													
Ireland, - - - - -				3,315			567			1,890			
Guernsey, Jersey, Sark, and Alderney, - - - - -													
British African Ports, - - - - -				381,641									
British East Indies, - - - - -	1,109,691	183,625		2,135,931	77,217				100				
British West Indies, - - - - -													
Newfoundland and British fisheries, - - - - -													414
British American Colonies, - - - - -	23,488	14,588							312				121
Hamburg, Bremen, other Hanse Towns, &c. - - - - -							2,846	9,183				2,695	97
French European ports on the Atlantic, - - - - -			6				15,517	242	958	2,634			12
Do. on the Mediterranean, - - - - -													
French West Indies and American colonies, - - - - -	5,441,530	21,184		5,218,228	61,149								
Bourbon and Mauritius, - - - - -	1,596,499			973,927		31							
Spanish European ports on the Atlantic, - - - - -													
Do. on the Mediterranean, - - - - -													
Teneriffe and the other Canaries, - - - - -				14,302	2,949								
Floridas, - - - - -	28,895												
Honduras, Campeachy, and Musquito Shore, - - - - -	58,979												
Spanish West Indies and American colonies, - - - - -	997,436	441,198	779	4,082,302	3,718,738			28	403	76			
Portugal, - - - - -													
Madeira, - - - - -									166	50			
Fayal and the other Azores, - - - - -										94			
Cape de Verd Islands, - - - - -													
Coast of Brazil and other American colonies, - - - - -													
Italy, - - - - -									76				
Turkey, Levant, Egypt, and Mocha, - - - - -									44,869	2,675	58,702		
Cape of Good Hope, - - - - -	46,992			133,695						7,689	7,471		
Africa, - - - - -													
Northwest Coast of America, - - - - -													
<b>Total, - - - - -</b>	<b>10,361,500</b>	<b>736,065</b>	<b>816</b>	<b>14,900,085</b>	<b>3,860,061</b>	<b>31</b>	<b>21,875</b>	<b>9,490</b>	<b>49,411</b>	<b>42,770</b>	<b>126,184</b>	<b>3,471</b>	<b>644</b>

STATEMENT OF IMPORTS—Continued.

ARTICLES PAYING SPECIFIC DUTIES.

FROM WHENCE IMPORTED.	ARTICLES PAYING SPECIFIC DUTIES.										Tobacco, manu- factured, other than Snuff and Cigars.	Snuff.	Indigo.				
	Cheese.	Soap.	Tallow.	SPICES.						Chinese Cassia.							
				Mace.	Nutmegs.	Cinnamon.	Cloves.	Pepper.	Pimento.								
Pounds.																	
Russia, - - - - -																	
Prussia, - - - - -																	
Sweden, - - - - -																	
Swedish West Indies, - - - - -	1,880	23,420	-	-	-	-	-	-	-	316	-		16	-	-	-	510
Denmark and Norway, - - - - -																	
Danish West Indies, - - - - -	6,206																306
United Netherlands, - - - - -																	
Dutch West Indies and American Colonies, - - - - -																	
Dutch East Indies, - - - - -	3,879	9															
England, Man, and Berwick, - - - - -	90	25															
Scotland, - - - - -																	
Ireland, - - - - -																	
Guernsey, Jersey, Sark, and Alderney, - - - - -																	
British African Ports, - - - - -																	
British East Indies, - - - - -								3,191	135,739	51,060					1		308
British West Indies, - - - - -																	
Newfoundland and British Fisheries, - - - - -	56									91,996							
British American Colonies, - - - - -	28												24				2
Hamburg, Bremen, other Hanse Towns, &c. - - - - -	3,052	3,075													1,155		
French European ports on the Atlantic, - - - - -	9,435	60,436	661												12		
French European ports on the Mediterranean, - - - - -	1,696	3,999															134
French West Indies and American Colonies, - - - - -		12															36,705
Bourbon and Mauritius, - - - - -																	
Spanish European ports on the Atlantic, - - - - -																	
Spanish European ports on the Mediterranean, - - - - -																	
Teneriffe and the other Canaries, - - - - -																	
Floridas, - - - - -																	
Honduras, Campeachy, and Musquito Shore, - - - - -																	
Spanish West Indies and American Colonies, - - - - -																	
Portugal, - - - - -																	
Madeira, - - - - -																	
Fayal and the other Azores, - - - - -																	
Cape de Verd Islands, - - - - -																	
Coast of Brazil and other American colonies, - - - - -	99	28,138															
Italy, - - - - -																	
Turkey, Levant, Egypt, and Mocha, - - - - -																	
Cape of Good Hope, - - - - -																	
Africa, - - - - -																	
Northwest Coast of America, - - - - -																	
Total, - - - - -	26,421	119,114	187,187	163	1,715	241	4,305	321,366	143,494	943		352	9,072			45,068	

STATEMENT OF IMPORTS—Continued.

FROM WHENCE IMPORTED.	ARTICLES PAYING SPECIFIC DUTIES.												
	Cotton.	POWDER.		Starch.	Gluc.	Pewter Plates and Dishes.	IRON.		Nails and Spikes.	PAINTS.			
		Hair.	Gun.				Anchors and Sheet.	Slit and Hoop.		Yellow Ochre, in Oil.	Dry Yellow Ochre.	Spanish Brown.	White and Red Lead.
Pounds.													
Russia, - - - - -													
Prussia, - - - - -													
Sweden, - - - - -													
Swedish West Indies, - - - - -													
Denmark and Norway, - - - - -			10,344										
Danish West Indies, - - - - -	41,401												
United Netherlands, - - - - -		6											
Dutch West Indies and American Colonies, - - - - -	63,098								6,937				1,968
Dutch East Indies, - - - - -													
England, Man, and Berwick, - - - - -					112	429		33,600	35,442	112	6,333	6,143	51,555
Scotland, - - - - -			9,451			1,538			1,606	560		224	6,147
Ireland, - - - - -													
Guernsey, Jersey, Sark, and Alderney, - - - - -													
British African Ports, - - - - -													
British East Indies, - - - - -	167,378												
British West Indies, - - - - -	14,171			184			1,847						
Newfoundland and British Fisheries, - - - - -													
British American colonies, - - - - -	1,524								687				
Hamburg, Bremen, other Hanse Towns, &c. - - - - -		3,306		3,318									
French European Ports on the Atlantic, - - - - -		667											
Do. do. do. do. Mediterranean, - - - - -					1			5,572	5,242			123	
French West Indies and American Colonies, - - - - -	153,766				4,327						149		
Bourbon and Mauritius, - - - - -	37,433								3,548		300		
Spanish European Ports on the Atlantic, - - - - -													
Do. do. do. do. Mediterranean, - - - - -													
Teneriffe and the other Canaries, - - - - -													
Florida, - - - - -	1,636												
Honduras, Campeachy, and Musquito Shore, - - - - -													
Spanish West Indies and American colonies, - - - - -	38,986		45	60	10								
Portugal, - - - - -													
Madaira, - - - - -													
Fayal and the other Azores, - - - - -													
Cape de Verd Islands, - - - - -							917						
Coast of Brazil and other American Colonies, - - - - -													
Italy, - - - - -													
Turkey, Levant, Egypt, and Mocha, - - - - -													
Cape of Good Hope, - - - - -	611							22,848					
Africa, - - - - -													
Northwest Coast of America, - - - - -									2,252				
Total, - - - - -	520,004	3,979	23,784	3,562	4,450	1,967	25,612	42,111	66,723	672	6,782	6,490	59,670



STATEMENT OF IMPORTS—Continued.

1806.]

FROM WHENCE IMPORTED.	ARTICLES TAXING SPECIFIC DUTIES.												
	Lead, and manufactures of Lead.	CORDAGE.		Steel.	Hemp.	Twine and Packthread.	Glauber Salts.	Salt.		Coal.	FISH.		
		Tarred.	Untarred.					Pounds.	Bushels.		Bushels.	Foreign, Dried or Smoked.	Picked Salmon.
Russia, - - - - -	-	-	-	-	1,682	-	-	-	-	-	-	-	
Prussia, - - - - -	-	-	-	-	-	8	-	-	-	-	-	-	
Sweden, - - - - -	-	-	-	-	-	-	-	-	1,008	-	-	-	
Swedish West Indies, - - - - -	-	52,147	1,918	-	159	3	-	-	-	-	-	-	
Denmark and Norway, - - - - -	-	-	-	-	-	-	-	-	-	-	-	-	
Danish West Indies, - - - - -	-	-	-	-	-	-	-	-	-	-	-	-	
United Netherlands, - - - - -	-	-	-	10	-	-	-	-	-	-	-	-	
Dutch West Indies and American Colonies, - - - - -	-	-	-	-	-	-	-	-	-	-	-	-	
Dutch East Indies, - - - - -	148,726	-	728	20	-	25	1	3,562,144	141,667	44,259	-	-	
England, Man, and Berwick, - - - - -	2,744	-	3,439	-	-	7	1	-	-	46,328	-	-	
Scotland, - - - - -	-	-	-	-	-	-	-	-	-	7,314	-	-	
Ireland, - - - - -	-	-	-	-	-	-	-	-	-	-	-	-	
Guernsey, Jersey, Sark, and Alderney, - - - - -	-	-	-	-	-	-	-	-	1,936	-	-	-	
British African Ports, - - - - -	-	-	-	-	59	-	-	-	-	-	-	-	
British East Indies, - - - - -	-	-	-	-	-	-	-	-	-	-	2	-	
British West Indies, - - - - -	720	2,436	-	-	-	-	-	1,343,941	47,239	1,800	56,896	504	
Newfoundland and British fisheries, - - - - -	-	-	-	-	-	-	-	-	544	11,167	49,342	4,105	
British American colonies, - - - - -	679	-	-	-	-	-	-	-	-	-	-	-	
Hamburg, Bremen, other Hanse Towns, &c. - - - - -	-	70,595	220	164	860	20	3	235,422	-	-	-	-	
French European ports on the Atlantic, - - - - -	-	5,287	522	-	-	26	3	-	17,650	500	-	-	
French European ports on the Mediterranean, - - - - -	-	-	-	-	-	-	-	-	-	99	-	-	
French West Indies and American Colonies, - - - - -	3,475	-	-	32	-	-	-	-	-	-	-	-	
Bourbon and Mauritius, - - - - -	-	-	360	-	-	-	-	-	-	-	-	-	
Spanish European ports on the Atlantic, - - - - -	-	-	-	-	-	-	-	2,085,252	17,303	-	-	-	
Spanish European ports on the Mediterranean, - - - - -	-	-	-	-	-	-	-	420,472	-	-	-	-	
Teneriffe and the other Canaries, - - - - -	-	-	-	-	-	-	-	-	-	880	-	-	
Floridas, - - - - -	-	-	-	-	-	-	-	-	-	-	-	-	
Honduras, Campeachy, and Musquito Shore, - - - - -	-	-	-	-	-	-	-	-	-	170	-	-	
Spanish West Indies and American Colonies, - - - - -	-	-	-	-	-	-	-	-	-	-	-	-	
Portugal, - - - - -	-	-	-	-	-	-	-	2,061,124	9,758	-	-	-	
Madeira, - - - - -	-	-	-	-	-	-	-	157,692	-	-	-	-	
Fayal and the other Azores, - - - - -	-	-	-	-	-	-	-	1,417,018	12,128	-	-	-	
Cape de Verd Islands, - - - - -	-	-	-	-	-	-	-	-	-	-	-	-	
Coast of Brazil and other American colonies, - - - - -	-	-	-	-	-	-	-	-	-	-	-	-	
Italy, - - - - -	-	-	-	-	-	-	-	-	-	-	-	-	
Turkey, Levant, Egypt, and Mocha, - - - - -	-	-	-	-	-	-	-	-	-	255	-	-	
Cape of Good Hope, - - - - -	-	-	-	-	-	-	-	-	-	-	-	-	
Africa, - - - - -	-	-	-	-	-	-	-	-	-	-	-	-	
Northwest Coast of America, - - - - -	-	-	-	-	-	-	-	-	-	-	-	-	
Total, - - - - -	156,344	130,465	7,187	226	2,760	89	8	11,283,065	248,225	113,780	106,240	4,609	

IMPORTS FOR THE YEAR 1805.

685

STATEMENT OF IMPORTS—Continued.

686

FROM WHENCE IMPORTED.	ARTICLES PAYING SPECIFIC DUTIES.												
	PICKLED FISH.		Black Quart Bottles.	GLASS.			Cigars.	Foreign Lime.	Boots.	SHOES AND SLIPPERS.			Playing Cards.
	Mackerel.	All other.		Window.						Silk.	Kid, Morocco, Leather, &c. for Men and Women.	Children.	
	Barrels.		Groce.	Not above 8 by 10.	Not above 10 by 12.	All above 10 by 12.	M.	Casks.	Pairs.		Packs.		
Russia, - - - - -	-	-	-	-	-	-	-	-	-	-	-	-	
Prussia, - - - - -	-	-	25	-	-	-	-	-	-	-	-	-	
Sweden, - - - - -	-	-	7	-	-	-	-	-	-	-	-	-	
Swedish West Indies, - - - - -	-	-	-	655	163	237	-	-	-	-	-	-	
Denmark and Norway, - - - - -	-	-	-	-	-	-	-	-	-	-	-	-	
Danish West Indies, - - - - -	-	28	1	12	-	-	-	-	-	-	64	-	
United Netherlands, - - - - -	-	-	6	-	-	-	-	-	-	-	-	-	
Dutch West Indies and American Colonies, - - - - -	-	-	1	-	-	-	-	-	-	-	-	-	
Dutch East Indies, - - - - -	-	-	1	-	-	-	-	-	-	-	-	-	
England, Man, and Berwick, - - - - -	-	-	1,164	165	18	1	-	-	104	-	120	-	
Scotland, - - - - -	-	4	300	146	38	249	-	-	2	-	15	-	
Ireland, - - - - -	-	-	9	33	39	53	-	-	-	-	-	-	
Guernsey, Jersey, Sark, and Alderney, - - - - -	-	-	1	-	-	-	-	-	-	-	-	-	
British African Ports, - - - - -	-	-	-	-	-	-	-	-	-	-	-	-	
British East Indies, - - - - -	-	-	-	-	-	-	100	-	-	-	3	-	
British West Indies, - - - - -	-	9	73	-	-	-	42	-	-	-	-	-	
Newfoundland and British fisheries, - - - - -	4	1,932	2	1	-	-	-	1	-	-	-	-	
British American colonies, - - - - -	8,951	9,148	2	61	91	25	-	42	-	31	83	799	1,440
Hamburg, Bremen, other Hanse Towns, &c. - - - - -	-	-	264	196	64	12	-	-	-	14	814	2,644	12
French European ports on the Atlantic, - - - - -	-	-	40	-	-	-	-	-	86	20	-	206	36
Do. do. on the Mediterranean, - - - - -	-	-	2	-	-	-	-	-	-	-	-	2	420
French West Indies and American Colonies, - - - - -	-	-	-	-	-	-	-	-	-	-	-	-	-
Bourbon and Mauritius, - - - - -	-	-	-	-	-	-	-	-	-	-	-	-	-
Spanish European ports on the Atlantic, - - - - -	-	-	-	-	-	-	-	-	-	-	-	-	-
Do. do. on the Mediterranean, - - - - -	-	-	-	-	-	-	-	-	-	-	-	-	-
Teneriffe and the other Canaries, - - - - -	-	-	-	-	-	-	-	-	-	-	-	-	-
Floridas, - - - - -	-	-	-	-	-	-	53	-	-	-	-	-	-
Honduras, Campeachy, and Musquito Shore, - - - - -	-	-	-	-	-	-	26	-	-	-	-	-	-
Spanish West Indies and American Colonies, - - - - -	-	-	-	-	-	-	1,602	-	-	-	-	1	-
Portugal, - - - - -	-	-	1	-	-	-	-	-	-	-	-	-	-
Madeira, - - - - -	-	-	3	-	-	-	-	-	-	-	-	-	-
Fayal and the other Azores, - - - - -	-	-	-	-	-	-	-	-	-	-	-	-	-
Cape de Verd Islands, - - - - -	-	-	-	-	-	-	-	-	-	-	-	-	-
Coast of Brazil and other American Colonies, - - - - -	-	-	-	-	-	-	-	-	-	-	-	-	-
Italy, - - - - -	-	-	-	-	-	-	-	-	-	-	-	-	-
Turkey, Levant, Egypt, and Mocha, - - - - -	-	-	1	-	-	-	-	-	-	-	-	-	-
Cape of Good Hope, - - - - -	-	-	8	-	-	-	-	-	-	-	-	-	-
Africa, - - - - -	-	-	-	-	-	-	-	-	-	-	-	-	-
Northwest Coast of America, - - - - -	-	-	-	-	-	-	-	-	-	-	-	-	-
Total, - - - - -	8,955	11,121	3,196	1,355	413	577	1,823	129	171	897	3,854	382	1,872

COMMERCE AND NAVIGATION.

1806.

9th CONGRESS.]

No. 116.

[2d SESSION.]

## TONNAGE FOR THE YEAR 1805.

COMMUNICATED TO THE HOUSE OF REPRESENTATIVES, JANUARY 13, 1807.

TREASURY DEPARTMENT, *January 12, 1807.*

SIR:

I have the honor to transmit the annual statement of the district tonnage of the United States, on the 31st of December, 1805; together with an explanatory letter of the Register of the Treasury.

It appears from those documents, that the actual tonnage of the United States, on the 31st of December, 1805, might be estimated at about 1,084,900 tons, viz:

Registered tonnage,	-	-	-	-	-	749,300 tons.
Enrolled tonnage,	-	-	-	-	-	276,200
Fishing tonnage,	-	-	-	-	-	59,400
						<u>1,084,900</u>

I have the honor to be, very respectfully, sir, your obedient servant,

The Honorable the SPEAKER of the House of Representatives.

ALBERT GALLATIN.

TREASURY DEPARTMENT, *Register's Office, January 10th, 1807.*

SIR:

I have the honor to transmit the annual statement, to 31st December, 1805, of the district tonnage of the United States.

	Tons.	95ths.
The corrected registered tonnage is stated in said abstract at	749,341.22	
The enrolled and licensed, at	332,663.16	
The fishing vessels, at	58,363.80	
Amounting to	<u>1,140,368.23</u>	

The tonnage on which duties were collected during the same year, amounted as follows:

Registered tonnage paying duty on each voyage,	922,298.00
Enrolled and licensed tonnage employed in the coasting trade, paying an annual duty,	276,209.00
Fishing vessels ditto,	59,445.00
Amounting to	<u>1,257,952.00</u>

The registered tonnage having been corrected according to the mode prescribed for the government of the collectors of the several districts, and as stated in the communication made by the Secretary of the Treasury to Congress, the 27th of February, 1802, is considered the true amount, as near as may be, of that description of tonnage.

The enrolled and licensed tonnage is stated at the amount upon which the annual duty was collected in 1805, on that description of tonnage, as being most correct, and may be considered nearly the true amount,	276,209.00
The fishing vessels, the same,	59,445.00

The district tonnage of the United States, on the 31st December, 1805, is stated at 1,084,995.22

Of the registered tonnage, amounting, as above stated, to 749,341.22, it has been ascertained that there were engaged in the whale fishery,

Enrolled and licensed tonnage, also in the whale fishery,	5,117.34
Amounting to	<u>6,015.47</u>

It appears, by the collectors' abstracts, that 128,507.03 tons new vessels were built in the year 1805, whereof 97,973.57 tons were registered, and 30,533.41 tons were enrolled.

I have the honor to be, sir, with the greatest respect, your most obedient and most humble servant,

JOSEPH NOURSE, *Register.*

Honorable ALBERT GALLATIN, *Secretary of the Treasury.*

Abstract of the Tonnage of the Shipping of the several Districts of the United States, on the last day of December, 1805.

DISTRICTS.	Registered.		Enrolled and Licensed.		Licensed under 20 tons.		Aggregate Tonnage of each District.	Proportions of the Enrolled and Licensed Tonnage employed in the		
	Permanent.	Temporary.	Permanent.	Temporary.	Coasting Trade.	Cod Fishery.		Coasting Trade.	Whale Fishery.	Cod Fishery.
	Tons. 95ths.	Tons. 95ths.	Tons. 95ths.	Tons. 95ths.	Tons. 95ths.	Tons. 95ths.		Tons. 95ths.	Tons. 95ths.	Tons. 95ths.
Portsmouth, <i>New Hampshire</i> ,	18,217.78	1,501.53	3,521.75	119.67	53.84	278.23	23,693.00	1,639.65	-	2,001.77
Newburyport, <i>Massachusetts</i> ,	24,019.47	3,050.18	4,314.06	.	35.66	236.49	31,655.91	1,368.20	.	2,945.81
Gloucester,	5,060.28	23.25	4,343.46	.	252.69	3,162.55	12,842.33	1,998.13	.	2,345.33
Salem,	30,962.37	712.01	9,703.46	101.04	.	89.27	41,668.20	5,702.73	.	4,101.72
Ipswich,	186.51	.	779.35	42.09	82.36	111.87	1,202.28	172.28	.	649.16
Marblehead,	6,503.77	132.30	12,424.78	109.52	.	168.94	19,339.46	6,123.62	.	6,410.68
Boston,	78,848.56	18,227.71	14,331.10	2,874.28	313.37	573.85	115,169.02	14,115.41	.	3,089.92
Plymouth,	8,799.44	891.01	8,810.31	.	.	37.26	18,576.28	3,582.00	99.52	5,128.74
Barnstable,	662.21	.	15,430.60	161.82	412.68	270.94	16,938.40	5,524.28	433.77	9,634.37
Nantucket,	12,606.19	61.65	3,568.34	100.38	129.39	.	16,466.05	3,311.57	148.15	209.00
Edgartown,	356.28	.	762.79	.	104.61	.	1,223.73	674.06	.	88.73
New Bedford,	20,034.04	51.79	7,290.79	.	132.18	.	27,508.85	6,312.45	.	978.34
Dighton,	2,104.59	44.15	3,530.88	.	160.22	.	5,839.89	3,530.88	.	.
York,	1,185.93	255.08	1,075.59	165.91	157.65	101.26	2,941.57	1,055.79	.	185.71
Kennebunk,	6,044.61	669.76	464.52	.	14.89	194.00	7,387.88	130.74	.	333.73
Biddeford,	4,066.15	161.65	1,477.65	.	15.81	29.84	5,751.25	1,254.29	.	223.36
Portland,	25,680.45	293.86	6,989.89	.	443.26	698.64	34,106.25	5,858.12	.	1,131.77
Bath,	11,893.13	568.26	2,854.30	20.12	149.39	182.04	15,667.29	2,483.60	.	390.77
Wiscasset,	8,645.59	230.33	1,896.72	.	56.81	824.50	11,654.10	1,667.82	.	228.85
Waldoborough,	4,609.06	1,546.92	9,271.07	.	124.12	779.71	16,330.93	8,507.03	.	764.04
Penobscot,	2,569.02	433.38	9,019.50	.	241.05	601.33	12,864.33	8,181.06	.	838.44
Frenchman's Bay,	435.65	.	3,730.58	.	387.61	154.28	4,708.22	2,692.18	.	1,038.40
Machias,	618.93	186.02	977.52	.	22.56	60.70	1,865.83	756.47	.	221.05
Passamaquoddy,	263.42	1,993.46	552.23	1,331.02	204.33	.	4,344.51	1,410.20	.	473.05
Vermont,	301.27	.	.	.	.	.	301.27	.	.	.
Newport, <i>Rhode Island</i> ,	9,841.47	1,020.20	3,459.38	28.00	312.44	19.59	14,681.18	2,928.66	.	558.07
Bristol,	5,174.54	62.28	849.53	51.57	35.54	.	6,173.56	901.15	.	.
Providence,	12,302.28	130.46	2,311.38	41.00	71.77	.	14,856.94	2,352.38	.	.
New London, <i>Connecticut</i> ,	6,095.12	637.89	5,852.27	123.10	333.22	355.58	13,397.28	2,062.91	216.59	3,695.77
Middletown,	12,621.47	474.74	5,900.53	.	613.01	19.73	19,629.58	5,733.66	.	166.82
New Haven,	7,959.21	329.15	3,053.65	76.65	163.90	.	11,582.66	3,130.35	.	.
Fairfield,	1,353.29	92.29	4,628.49	.	107.71	.	6,181.83	4,628.49	.	.
Lake Champlain, <i>New York</i> ,	57.08	.	.	.	.	.	57.08	.	.	.
Hudson,	3,006.48	469.64	1,734.37	95.47	38.49	.	5,344.55	1,736.39	.	93.45
New York,	107,171.68	8,855.72	64,446.08	121.71	3,201.57	.	183,796.86	64,567.79	.	.
Sagg Harbor,	1,916.17	.	2,059.48	.	133.17	35.17	4,144.04	1,508.38	.	551.10
Perth Amboy, <i>New Jersey</i> ,	367.20	697.24	6,752.50	53.00	551.32	.	8,421.31	6,805.50	.	.
Little Egg Harbor,	.	.	1,301.03	.	63.39	.	1,364.47	1,301.08	.	.
Burlington,	.	.	1,262.30	.	184.82	.	1,447.17	1,262.30	.	.
Bridgetown,	138.04	.	6,809.75	.	1,351.20	.	8,299.04	6,809.75	.	.
Great Egg Harbor,	90.52	.	3,144.76	.	190.84	.	3,426.22	3,144.76	.	.
Philadelphia, <i>Pennsylvania</i> ,	72,407.14	4,831.38	9,147.59	868.55	984.45	.	88,239.21	10,016.19	.	.

ABSTRACT—Continued.

DISTRICTS.	Registered.		Enrolled and Licensed.		Licensed under 20 tons.		Aggregate Tonnage of each District.	Proportions of the Enrolled and Licensed Tonnage employed in the		
	Permanent.	Temporary.	Permanent.	Temporary.	Coasting Trade.	Cod Fishery.		Coasting Trade.	Whale Fishery.	Cod Fishery.
	Tons. 95ths.	Tons. 95ths.	Tons. 95ths.	Tons. 95ths.	Tons. 95ths.	Tons. 95ths.		Tons. 95ths.	Tons. 95ths.	Tons. 95ths.
Wilmington, <i>Delaware</i> ,	852.53	862.63	5,115.68	112.94	637.29	-	7,581.22	5,228.67	-	-
Baltimore, <i>Maryland</i> ,	54,248.30	6,568.08	9,555.41	-	1,839.03	-	72,210.82	9,555.41	-	-
Chester,	-	-	2,458.48	53.12	909.79	-	3,421.44	2,511.60	-	-
Oxford,	-	-	8,564.25	-	1,846.18	-	10,410.43	8,564.25	-	-
Vienna,	673.56	241.80	7,594.27	-	1,740.52	-	10,250.25	7,594.27	-	-
Havre de Grace,	81.34	-	1,509.94	-	106.36	-	1,697.69	1,509.94	-	-
Snow Hill,	54.28	-	3,744.22	-	709.01	-	4,507.51	3,744.22	-	-
Annapolis,	-	112.50	1,593.85	-	492.21	-	2,198.61	1,593.85	-	-
Nottingham,	-	-	1,440.88	-	61.50	-	1,502.43	1,440.88	-	-
Nanjemoy,	-	24.92	1,566.25	-	249.34	-	1,840.56	1,566.25	-	-
Georgetown, <i>Columbia</i> ,	472.29	257.08	1,037.09	-	344.33	-	2,110.79	1,037.09	-	-
Alexandria,	6,448.21	1,335.23	2,817.58	121.40	598.42	-	11,320.89	2,939.03	-	-
Hampton, <i>Virginia</i> ,	-	53.79	577.49	-	192.86	-	824.24	577.49	-	-
Norfolk,	23,207.37	9,609.28	6,699.27	1,456.22	2,313.70	-	43,285.89	8,155.49	-	-
Petersburgh,	1,450.36	264.48	3,209.85	197.73	482.19	-	5,594.71	3,407.63	-	-
Richmond,	592.07	665.19	3,505.51	315.28	37.87	-	6,116.02	3,820.79	-	-
York Town,	-	-	2,942.53	-	510.40	-	3,452.93	2,942.53	-	-
East River,	319.41	-	1,054.41	-	248.74	-	1,622.61	1,054.41	-	-
Tappahannock,	900.07	-	3,150.46	314.44	615.32	-	4,980.34	3,464.90	-	-
Yeocomico,	-	-	824.41	-	380.48	-	1,204.89	824.41	-	-
Dumfries,	-	-	732.25	21.00	257.45	-	1,010.70	753.25	-	-
Folly Landing,	549.02	-	928.83	-	1,075.45	-	2,553.35	928.83	-	-
Cherrystone,	73.00	-	534.73	-	559.53	-	1,167.31	534.73	-	-
Kentucky,	675.52	-	-	-	-	-	675.52	-	-	-
Wilmington, <i>North Carolina</i> ,	2,620.05	2,158.06	623.24	314.28	129.87	-	5,845.55	937.52	-	-
Newbern,	3,315.48	864.71	1,342.00	-	238.65	-	5,760.89	1,342.00	-	-
Washington,	2,393.05	1,238.93	1,280.45	-	395.49	-	5,308.02	1,280.45	-	-
Edenton,	4,588.63	1,516.04	3,203.69	-	775.34	-	10,083.75	3,203.69	-	-
Camden,	1,533.10	1,694.24	1,839.70	-	703.80	-	5,770.89	1,839.70	-	-
Beaufort,	508.32	145.88	483.14	-	183.49	-	1,320.88	483.14	-	-
Georgetown, <i>South Carolina</i> ,	229.78	150.76	858.11	129.40	-	-	1,368.15	987.51	-	-
Charleston,	29,676.22	5,050.74	6,871.00	585.35	364.48	-	42,547.84	7,456.35	-	-
Beaufort,	-	-	335.38	-	-	-	335.38	335.38	-	-
Savannah, <i>Georgia</i> ,	4,945.90	2,920.11	958.10	696.13	-	-	9,520.29	1,654.23	-	-
Brunswick,	579.47	-	313.39	-	82.45	-	975.36	313.39	-	-
St. Mary's,	-	147.24	161.38	120.72	27.92	-	457.36	282.15	-	-
Marietta,	169.73	-	-	-	-	-	169.73	-	-	-
Natchez,	-	-	168.60	35.16	99.17	-	302.93	203.76	-	-
Mississippi,	6,696.20	1,664.87	353.09	-	216.77	-	8,931.03	353.09	-	-
Niagara,	137.17	-	-	-	-	-	137.17	-	-	-
Total,	663,168.12	86,173.10	339,785.14	10,958.67	31,296.73	8,986.37	1,140,368.23	304,366.38	898.13	48,479.30

## Recapitulation of the Tonnage of the United States for 1805.

REGISTERED TONNAGE.		<i>Tons. 95ths.</i>
The registered vessels which were employed in foreign trade, and the amount of registered tonnage of the United States, at the close of the year 1805, was		(a.) 749,341.22
ENROLLED AND LICENSED TONNAGE.		<i>Tons. 95ths.</i>
The enrolled vessels employed in the coasting trade, at the close of the year 1805, was	301,366.38	
The licensed vessels, under 20 tons, employed in ditto, was	31,296.73	
		332,663.16
FISHING VESSELS.		
The enrolled vessels licensed for the whale fishery, amounted to	898.13	
Ditto ditto for the cod ditto, ditto	48,479.40	
The licensed vessels under 20 tons for do. ditto, ditto	8,986.24	
		58,363.80
Aggregate amount of tonnage at the close of the year 1805,		<u>1,140,368.23</u>
(a.) The total amount of registered tonnage employed other than in the whale fishery, during the year 1805, was		744,223.83
The amount employed in the whale fishery,		5,117.34
	As above,	<u>749,341.22</u>

TREASURY DEPARTMENT, *Register's Office, January 5, 1807.*

I do hereby certify that the foregoing statement is a true extract from the quarterly abstracts of tonnage rendered to the treasury by the collectors of the several districts of the United States, for the year 1805.

JOSEPH NOURSE, *Register.*

9th CONGRESS.]

No 117.

[2d SESSION.]

SURVEY OF THE COAST OF NORTH CAROLINA.

COMMUNICATED TO THE HOUSE OF REPRESENTATIVES, JANUARY 27, 1807.

The Secretary of the Treasury, in obedience to the provisions of the act, entitled "An act directing the Secretary of the Treasury to cause the coast of North Carolina, between Cape Hatteras and Cape Fear, to be surveyed," respectfully reports:

That, in conformity with the provisions of the above mentioned act, the coast, between Cape Hatteras and Cape Fear, together with the shoals lying off and between those Capes, hath been surveyed, by commissioners appointed for that purpose, who have made a chart, more correct than any extant, particularly of the shoals off Cape Hatteras, Cape Lookout, and Cape Fear, as well as of the soundings between those shoals and the Gulf stream.

That, from the nature of those shoals, which are ascertained to consist of banks of loose and shifting sand, it does not appear practicable to erect a light house on either of them; and that, although the commissioners think that buoys fixed on some parts, and particularly near the channel which runs through the shoal called the "Frying-pan," would be useful, it is doubtful whether they could, in that situation, be moored in a permanent manner.

All which is respectfully submitted.

ALBERT GALLATIN.

TREASURY DEPARTMENT, *January 25th, 1807.*

SIR:

The Commissioners for surveying the coast of North Carolina have the honor to report:

That, on the 28th day of May last, they met at Shellcastle, district of Ocracock, and, agreeably to their instructions, commenced the survey, by first ascertaining the latitude and longitude of that place—the latter was ascertained by a series of lunar observations, taken both on the east and west sides of the sun, and a mean of the whole for the result, which gave the longitude  $76^{\circ} 5' W.$ ; the latitude is  $35^{\circ} 2' 30'' N.$  With those data they proceeded to lay down the adjacent coasts of Ocracock and Portsmouth, the shoals in the vicinity of Shellcastle, and the bar. They were employed on that service till the 20th of June, when the cutter Governor Williams, Captain Alexander Henderson, arrived from Newbern, and reported that the cutter was ready for sea.

On the 22d the commissioners embarked, and on the 24th put to sea and proceeded to Cape Hatteras, on which is a light house, situated in longitude  $75^{\circ} 30' W.$ , and latitude  $35^{\circ} 14' 30'' N.$

Cape Hatteras shoals extend twelve miles in a southeasterly direction, with ten and twelve fathoms on the extreme parts. The most dangerous shoal lies in latitude  $35^{\circ} 6' N.$ , the middle of which is ten miles distant from the light house, and has barely two fathoms water; between that and the Diamond shoal, which lies almost directly off the Cape, there is a good passage for small vessels, in moderate weather, or when the wind is off the land, but it would be always safest to go round the shoal, in ten and twelve fathoms. The light house can be seen all round in that water, if the weather is clear.

The Gulf stream lies twelve miles from the extreme part of the shoals, in a south east direction, and twenty-four miles from the land; the soundings were from twelve fathoms on the outer part of the shoal, to sixty fathoms close on the edge of the stream. The whole is faithfully laid down in their chart.

On the fourth of July they sailed for Cape Lookout, and from thence to Beaufort, where they met the Wilmington cutter Diligence, Captain James Brown, which had, for some time, been under the direction of the other commissioner.

Cape Lookout lies in latitude  $34^{\circ} 34' N.$ , and longitude  $76^{\circ} 37' W.$ , and the Cape Woods, where it is contemplated to build a light house, in latitude  $34^{\circ} 36' N.$ , and longitude  $76^{\circ} 36' W.$  The shoals extend from the cape fifteen miles, in a south southeast direction, and the broken ground as far as latitude  $34^{\circ} 20' N.$ ; in that latitude, there are 14 and 15 fathoms water, and from thence to the Gulf stream the soundings are gradual to 95 fathoms water. The tracks of both cutters are faithfully laid down in their chart, together with all the soundings from the outer part of the shoal to the edge of the Gulf stream.

At Beaufort the longitude was determined in the same manner as at Ocracock, and from which Cape Lookout, the shoals, and all the coast, as far as Old Topsail inlet, are laid down.

On the 31st day of July, the commissioners took their departure from Beaufort, with both the cutters, and surveyed the coast from thence to Federal point, on New inlet, the entrance of Cape Fear. The latitudes and longitudes of all the inlets are carefully laid down in their charts, agreeably to the run of the Governor Williams from Beaufort bar, together with all the soundings.

At Cape Fear the commissioners proceeded as at the other two stations, and determined the longitude of the light house at Bald Head, on Smith's Island, to be  $78^{\circ} 12' W.$ , and the latitude  $33^{\circ} 51' N.$  With these data, they commenced the survey of the Fryingpan shoals; the extreme southern part of them lies in latitude  $33^{\circ} 35'$ ; and, in that parallel of latitude, the shoal runs twelve miles due east and west, with seven fathoms all along the southern edge. The commissioners, while surveying that shoal, discovered a very fine channel or slew, which runs through about the middle of the shoal, and ten miles from Cape Fear, with seven fathoms water on the north side, to four and five on the south, and more than a mile wide in the narrowest part, which, when generally known, will be of great importance to the navigation of Cape Fear; all the soundings, bearings, &c. they have carefully laid down in their chart.

On the 22d of August, the cutter Governor Williams was dismasted, in consequence of a violent gale of wind at northeast, which drove every other vessel on shore. The Diligence cutter was then at Wilmington, and received no damage.

The commissioners, having finished the survey as far as Cape Fear and the Fryingpan shoals, they embarked on board the Diligence for Ocracock, where they safely arrived, the 31st of August, and, on the 2d of September, experienced another gale, which wrecked 14 sail of vessels. The cutter Diligence did not receive much damage.

The commissioners being desirous to ascertain the fact whether any part of Hatteras shoals extended as far as latitude  $34^{\circ} 48' N.$ , and longitude  $76^{\circ} W.$ , as asserted in most of the popular books on navigation, Mr. Coles sailed in the Diligence on the 7th of September, and cruised over that ground in several directions, and could not perceive any thing like a shoal; but, on the contrary, from the bar to latitude  $34^{\circ} 47'$ , there is from 15 to 18 fathoms, and deepens gradually from the land to that latitude. The soundings are carefully laid down in their chart.

The weather being fine, the Diligence sailed again on the 24th of September, in order to take the soundings off Hatteras shoals, to the northward, and to determine the real situation of the Wimble shoals; and, after performing that service, returned again on the 28th, and at 6 o'clock P. M., was safely moored under the lee of Shellcastle, the survey being completely finished. About midnight it blew a violent gale, or rather a hurricane, in which both the cutters were totally lost, and every vessel in the port wrecked. Mr. Coles was on board the Diligence when she sunk—consequently lost all his instruments, papers, and every article of clothing. The officers and crew, as well as himself, were, as early as possible, taken off the wreck by the humane exertions of the inhabitants of Shell castle. In that distressed situation, the officers and Mr. Coles, also as many of the crew as could possibly be accommodated, were comfortably lodged, and carefully provided with every comfort, by James Taylor, Esquire, collector at Ocracock, to whose generous attentions Mr. Coles attributes the recovery of his health.

There was on board the Diligence, at the time she was lost, one hundred and thirty-seven dollars specie, together with other moneys and vouchers, to the amount of between sixty and seventy more—a part of the moneys destined for contingent expenses.

After the loss of the cutters, the commissioners prepared to leave the coast, and embarked on the 10th of October, with the officers and crews of the cutters, for Newbern.

The commissioners, by their instructions, are enjoined to report their opinion on the practicability of building light houses on the extreme point of the shoals; and if that should not be thought practicable, whether lighted beacons could not be established there.

They are of opinion that it is impracticable to build light houses on the extreme point of the shoals, with any prospect of their standing. First, because the shoals appear to them to be formed of materials which are put in motion by every gale. Secondly, they are assured, as well from their own observation as from the best information they could procure from the inhabitants along the coast, that the several shoals are almost entirely a quicksand; but, admitting that a tolerable foundation could be found, the commissioners cannot conceive that any building situated 15 or 20 miles in the ocean, could possibly withstand the continual shock of the sea, impelled by the boisterous gale for three thousand miles.

The same reasons induce them to believe that floating beacons could not be maintained on the extreme point of the shoals, except, perhaps, during the summer months.

The light house at Cape Hatteras exhibits a fine light, when in order, and can be seen very plain in twelve fathoms water, on the outer part of the shoals, when only ten feet above the level of the sea, but from on board a large vessel, it might be seen in twenty or twenty-five fathoms.

While the commissioners were engaged in surveying the shoals off Lookout, the reflection was frequently forced upon them of the many lives that might be saved, and the great utility and advantage it would be to navigation, could a light house be established on that Cape—but it ought to be of the first magnitude: for the land is low, and cannot be seen more than three leagues, in the clearest weather, from on board a small vessel. The commissioners have often seen vessels, and among them a very fine ship, standing under full sail directly for the centre of the breakers, and not any of them perceived their danger, until they were so near that it was with difficulty they were able to clear the weather part of the shoals; but, had a good light house been there, those vessels must have discovered it, and thereby have known the danger of their situation in time to enable them to weather the shoals, even in stormy weather. The commissioners are fully of opinion that Cape Lookout shoals are more destructive to navigation than either Hatteras or Cape Fear shoals.

As the light house at Cape Fear cannot be seen in the seven fathom slew, which runs through the Fryingpan shoals, the commissioners would recommend the establishment of a couple of floating beacons, one at each end of the passage: for it often happens that vessels, with a northeast wind, are caught too near the land to be able to weather away the outer part of the shoals, and, to save their lives, run their vessel on shore; but now they will avail themselves of the passage through the slew, and, when under the lee of the shoal, might lay too with safety; there being drift enough for twelve hours, nothing is wanting to render it of general use, but some mark or other being established that would direct them to the entrance.

The commissioners decline giving directions for sailing into the ports of North Carolina, as all the harbors are barred, and those always subject to some alteration by every gale, particularly in the equinoctial storms; but the bars create only a part of the danger in sailing into those ports. It is the vast bed of shoals, that lies within the bars, with their innumerable small channels, which give to the tide so many different directions, that even the pilots, who live on the spot, find it difficult to carry a vessel in, without some accident.

The currents on the coast of North Carolina are governed mostly by the wind. During the summer months, the prevailing winds are southwesterly, and the current then sets in the direction of the coast, to the eastward; and when the southerly wind begins to cease blowing, it changes suddenly to the contrary direction, which is a sure precursor of a northeast wind.

The tide flows on all the bars and the shoals of Hatteras, Lookout, and Cape Fear, from four to five feet, accordingly as the winds prevail in the offing, and in easterly gales it runs several feet higher.

At Ocracock there is, at present, nearly 18 feet on the bar at high water, and at low water neap tides not more than two fathoms, but ordinarily 13 feet. It is high water there, at full and change of the moon, at 4 o'clock; at Cape Hatteras shoals, at three o'clock and 45 minutes.

On the bar at Old Topsail inlet, Beaufort, there is always 13 feet at low water, and at spring tides, nineteen and twenty feet, but the harbor is much encumbered with shoals, some parts of which are dry at low water. It is high water on full and change of the moon, at 5 o'clock, on the bar, and the variation is one degree forty minutes easterly; and at Cape Lookout shoals, it is high water at full and change at half past 4 o'clock, where the variation is one degree and thirty minutes.

New Inlet, Cape Fear, has only nine feet on the bar at low water, and, at spring tides, there has been known fourteen feet. Cape Fear bar has fifteen feet water at neap tides; and, in what is termed good tides by the pilots, they can carry a vessel out drawing nineteen feet water. It is high water at the bar at 7 o'clock, and about the Fryingspan shoals at six hours and thirty minutes: the variation at Cape Fear is three degrees eastwardly.

The commissioners would do injustice to their own feelings, did they not embrace this opportunity to express their entire approbation of the officers commanding the revenue cutters, and all the gentlemen officers, for their steady and zealous attention to the duties of their several stations, during the whole survey; and their polite and friendly attentions to accommodate and render agreeable *their* situation, while on board the cutters, will always be remembered with gratitude.

The chart which the commissioners have now the honor to submit, has been effected with a vast deal of labor and personal hazard; indeed, the many difficulties which have attended their service, cannot be readily conceived; but they feel themselves in some measure compensated, by having it in their power to present a chart of the coast of North Carolina, which they cannot but flatter themselves will prove beneficial to the navigation of the United States, but more especially so to those gentlemen having command of vessels, who will be at the pains to avail themselves of all those means of ascertaining their latitude, which our great and beneficent Creator has been pleased to render truly within the reach of every one who will use the necessary means.

The commissioners have the honor to be, very respectfully, your most obedient servants,

THOMAS COLES,  
JONATHAN PRICE.

To the Honorable ALBERT GALLATIN, *Esq.* Secretary of the Treasury of the United States.

9th CONGRESS.]

No. 118.

[2d Session.]

## LIABILITY OF SHIP OWNERS FOR THE ACTS OF THEIR MASTERS.

COMMUNICATED TO THE HOUSE OF REPRESENTATIVES, FEBRUARY 18, 1807.

Mr. EARLY, from the Committee on Commerce and Manufactures, who were instructed, by a resolution of the House of Representatives, "to inquire into the expediency of providing, by law, how far owners of ships shall be answerable for the acts of the masters and mariners," made the following report:

The subject thus submitted is considered by the committee to be one of great importance to the shipping interest of this country, and well entitled to the attentive consideration of the National Legislature. It has received from the committee all the examination which the short space of time since its commitment, and the circumscribed nature of the information possessed upon the subject, could admit. Prudence and sound policy forbid any definite arrangements in relation thereto, without more investigation than can be had during the present session. The committee, therefore, recommend the adoption of the following resolution:

*Resolved*, That the further consideration of the resolution directing "an inquiry into the expediency of providing, by law, how far owners of ships shall be answerable for the acts of masters and mariners," be postponed indefinitely.



9th CONGRESS.]

No. 119.

[2d SESSION.

EXPORTS FOR THE YEAR ENDING SEPTEMBER 30, 1807.

COMMUNICATED TO THE HOUSE OF REPRESENTATIVES, FEB. 26, 1807.

TREASURY DEPARTMENT, February 24, 1807.

SIR:

I have the honor to transmit, herewith, a statement of goods, wares, and merchandise, exported from the United States, during one year, prior to the first day of October, 1806, and amounting to 101,536,963 dollars.

The goods, wares, and merchandise, of domestic growth or manufacture, included in this statement, are estimated at \$41,253,727  
 And those of foreign growth or manufacture, at 60,283,236  
\$101,536,963

The exports from Savannah, which may be estimated at 2,250,000 dollars, and consist almost altogether of domestic produce, not being included in this statement, the total amount of exports, for that year, may be estimated at near 104 millions of dollars, of which about forty-three millions and a half consisted of articles of domestic growth or manufacture.

The foreign goods may be divided into three classes, viz.

1st. Articles, on the importation of which no duty had been collected, they being free of duty by the laws of the United States, and amounting to \$2,333,910  
 2d. Articles liable to duty, and which were, on re-exportation thereof, entitled to drawback, \$49,334,739  
 3d. Articles liable to duty, but which were not, on re-exportation thereof, entitled to drawback, 8,564,587  
\$60,283,236

The duties collected on the importation of the articles of the 3d class, and which, not being paid by consumers within the United States, are derived directly from the carrying trade, amount to 1,297,535 dollars, exclusively of the additional duties which constitute the Mediterranean fund.

It appears by the additional statement, A, that the articles of domestic growth or manufacture, exported during the period aforesaid, may be arranged under the following heads, viz.

Produce of the Sea, \$3,116,000  
 Forest, 4,861,000  
 Agriculture, 30,125,000  
 Add for Savannah, 2,250,000  
32,375,000  
 Manufactures, 2,707,000  
 Uncertain, 445,000  
\$43,504,000

I have the honor to be, with great respect, sir, your obedient servant,

ALBERT GALLATIN.

The Honorable the SPEAKER of the House of Representatives.

Statement of Exports, the produce and manufacture of the United States, commencing the 1st of October, 1805, and ending the 30th September, 1806.

SPECIES OF MERCHANDISE.	Quantity or Value.	SPECIES OF MERCHANDISE.	Quantity or Value.
Fish, dried or smoked, - - quintals,	537,457	Sheep, - - - - - number,	6,544
Do. pickled, - - - barrels,	64,615	Hogs, - - - - - do.	1,747
Do. do. - - - kegs,	10,155	Poultry, - - - - - dozens,	2,931
Oil, Spermaceti, - - - gallons,	42,785	Wheat, - - - - - bushels,	86,784
Whale and other Fish, - - do.	826,233	Indian Corn, - - - - - do.	1,064,263
Whalebone, - - - pounds,	50,594	Rye, - - - - - do.	614
Spermaceti Candles, - - do.	294,789	Oats, - - - - - do.	69,993
Wood, Staves and Headings, - thous'd,	44,624	Barley, - - - - - do.	156
Shingles, - - - do.	82,146	Buckwheat, - - - - - do.	25
Hoops and Poles, - - do.	6,239	Beans, - - - - - do.	21,660
Boards, Plank, and Scantling, - - - M. feet,	85,948	Peas, - - - - - do.	100,647
Hewn Timber, - - - tons,	25,878	Potatoes, - - - - - do.	52,855
Lumber of all kinds, - - dollars,	68,531	Apples, - - - - - barrels,	2,500
Masts and Spars, - - do.	15,760	Flour, - - - - - do.	732,724
Oak Bark and other Dye, do.	41,971	Meal, Rye, - - - - - do.	18,090
All manufactures of, - - do.	214,870	Do. Indian, - - - - - do.	108,342
Naval stores, Tar, - - - barrels,	62,723	Do. Buckwheat, - - - - - do.	124
Pitch, - - - do.	7,948	Bran and Shorts, - - - - - bushels,	472
Rosin, - - - do.	7,486	Ship Stuff, - - - - - cwt.	207
Turpentine, - - - do.	74,731	Biscuit or ship Bread, - barrels,	88,086
Ashes, Pot, - - - tons,	4,616	Do. Do. - - - - - kegs,	38,229
Pearl, - - - do.	1,512	Rice, - - - - - tierces,	102,627
Skins and Furs, - - - dollars,	840,347	Indigo, - - - - - pounds,	100,697
Ginseng, - - - pounds,	448,394	Cotton, Sea Island, - - - do.	6,096,082
Beef, - - - barrels,	117,419	Other, - - - - - do.	29,561,383
Pork, - - - do.	36,277	Tobacco, - - - - - hhds.	83,186
Hams and Bacon, - - - pounds,	1,347,018	Flaxseed, - - - - - bushels,	352,280
Tallow, - - - do.	53,757	Flax, - - - - - pounds,	5,532
Butter, - - - do.	1,898,690	Hops, - - - - - do.	946,827
Cheese, - - - do.	683,163	Mustard, - - - - - do.	2,612
Lard, - - - do.	1,542,500	Wax, - - - - - do.	346,974
Hides, - - - number,	1,819	Household Furniture, - - - dollars,	172,900
Horned Cattle, - - - do.	7,107	Coaches and other Carriages, - do.	30,293
Horses, - - - do.	5,193	Hats, - - - - - do.	105,051
Mules, - - - do.	1,341	Saddlery, - - - - - do.	18,237
		Beer, Porter, and Cider, in casks, gallons,	136,586

## STATEMENT OF EXPORTS—Continued.

SPECIES OF MERCHANDISE.	Quantity or Value.	SPECIES OF MERCHANDISE.	Quantity or Value.
Beer, Porter, and Cider, in bottles, - - - dozens,	9,831	Cards, Playing, - - - packs,	171
Boots, - - - - - pairs,	8,985	Iron, Pig, - - - - - tons,	79
Shoes, Silk, - - - do.	4,911	Do. Bar, - - - - - do.	307
Do. Leather, - - - do.	126,918	Do. Nails, - - - - - pounds,	218,805
Candles, Tallow, - - - pounds,	1,987,544	Do. Castings, - - - - - dollars,	47,014
Do. Wax, - - - - - do.	2,271	Do. all manufactures of Iron, or Iron and Steel, - - - do.	29,700
Soap, - - - - - do.	2,117,250	Spirits, from molasses, - - - gallons,	1,259,360
Starch, - - - - - do.	2,143	Sugar refined, - - - - - pounds,	301,292
Hair Powder, - - - do.	9,359	Chocolate, - - - - - do.	8,886
Snuff, - - - - - do.	39,005	Gunpowder, - - - - - do.	139,703
Tobacco manufactured, - - - do.	342,728	Copper or Brass, and Copper manufactured, - - - - - dollars,	25,340
Leather, - - - - - do.	388,323	Medicinal Drugs, - - - - - do.	53,074
Maple and other brown Sugar, - - - do.	209,286	Merchandise, and all other articles not enumerated, manufactured, - - - - - do.	256,322
Bricks, - - - - - M.	1,060	Merchandise and all other articles not enumerated, raw produce, - - - do.	189,110
Spirits, from grain, - - - gallons,	43,016	Total value of the foregoing statement, - - - - - Dollars,	41,253,727
Bark, Essence of - - - - - do.	49		
Linseed Oil, - - - - - do.	20,967		
Spirits of Turpentine, - - - do.	29,514		
Canvass and Sail Cloth, - - - pieces,	100		
Cables and cordage, - - - cwt.	6,359		
Cards, Wool and Cotton, - - - dozens,	3,999		

Statement of Exports, the produce and manufacture of foreign countries, commencing the 1st October, 1805, and ending the 30th September, 1806.

SPECIES OF MERCHANDISE.	Quantity or Value.		
	Entitled to Drawback.	Not entitled to Drawback.	Total.
Value of goods free of duty, - - - - - dollars,		2,383,910	2,383,910
at 12½ per cent. - - - - - do.	8,884,577	5,109,700	13,994,277
at 15 do. - - - - - do.	1,189,593	886,008	2,075,601
at 20 do. - - - - - do.	47,298	70,391	117,689
Wines,			
Malmsey Madeira and London particular, - - - gallons,	38,131	2,619	40,750
All other Madeira, - - - - - do.	22,378	284	23,162
Burgundy, Champaign, &c. - - - - - do.	1,214	110	1,324
Sherry and St. Lucar, - - - - - do.	27,077	23,782	50,859
Claret, &c. in bottles or cases, - - - do.	174,918	20,955	195,873
Lisbon, Oporto, &c. - - - - - do.	1,326	2,010	3,336
Teneriffe, Fayal, &c. - - - - - do.	266,009	28,456	294,465
All other, - - - - - do.	2,853,263	107,177	2,960,440
Spirits, from grain, - - - - - do.	91,734	22,621	114,355
other materials, - - - - - do.	1,032,739	219,466	1,252,205
Molasses, - - - - - do.	25,120	28,678	53,798
Beer, Ale, and Porter, - - - - - do.	31,195	9,135	40,330
Teas,			
Bohea, - - - - - pounds,	4,435	6,558	10,993
Souchong, and other black, - - - do.	1,110,503	99,805	1,210,303
Hyson, Imperial, &c. - - - - - do.	176,918	99,523	276,441
Other green, - - - - - do.	431,574	72,891	504,465
Coffee, - - - - - do.	45,961,165	1,040,497	47,001,662
Cocoa, - - - - - do.	6,317,644	529,114	6,846,758
Chocolate, - - - - - do.	1,073	-	1,073
Sugar,			
Brown, &c. - - - - - do.	103,986,101	2,263,296	106,249,397
White, clayed or powdered, - - - do.	37,846,068	1,532,569	39,378,637
Candy, - - - - - do.	1,107	-	1,107
Loaf, - - - - - do.	-	1,700	1,700
Almonds, - - - - - do.	99,652	21,910	121,562
Fruits,			
Currants, - - - - - do.	-	4,395	4,395
Prunes and Plums, - - - - - do.	69,898	8,540	78,438
Figs, - - - - - do.	32,672	7,399	40,071
Raisins, in jars, boxes, and muscadell, - - - do.	41,534	36,513	78,047
all other, - - - - - do.	14,841	56,741	71,582
Candles, Tallow, - - - - - do.	132,884	5,548	138,432
Wax or Spermaceti, - - - - - do.	342	1,124	1,466
Cheese, - - - - - do.	307,953	12,754	320,707
Soap, - - - - - do.	1,844,648	52,299	1,896,947
Tallow, - - - - - do.	352,168	43,380	395,548
Spices,			
Mace, - - - - - do.	15,260	6,163	21,423
Nutmegs, - - - - - do.	20,205	11,082	31,287
Cinnamon, - - - - - do.	16,985	2,326	19,311
Cloves, - - - - - do.	25,726	23,960	49,686

## STATEMENT OF EXPORTS—Continued.

SPECIES OF MERCHANDISE.	Quantity or Value.		
	Entitled to Drawback.	Not entitled to Drawback.	Total.
Spices, Pepper, - - - - - pounds,	2,813,001	1,298,982	4,111,983
Pimento, - - - - - do.	59,510	1,497	61,007
Chinese Cassia, - - - - - do.	68,309	23,943	92,252
Tobacco, manufactured, other than snuff and cigars, - - - - - do.	7,449	35,550	42,999
Snuff, - - - - - do.	8,291	4,916	13,207
Indigo, - - - - - do.	305,042	52,097	357,139
Cotton, - - - - - do.	1,447,430	386,387	1,833,817
Powder, - - - - -			
Hair, - - - - - do.	2,365	595	2,960
Gun, - - - - - do.	66,965	19,040	86,005
Starch, - - - - - do.	100		100
Glue, - - - - - do.	470	531	1,001
Pewter plates and dishes, - - - - - do.	172	530	702
Iron, - - - - -			
Anchors and Sheet, - - - - - do.	-	872	872
Slit and Hoop, - - - - - do.	69,941	71,604	141,545
Nails, - - - - - do.	1,153,289	109,546	1,262,835
Spikes, - - - - - do.	6,383	6,603	12,986
Quicksilver, - - - - - do.	144,670		144,670
Paints, - - - - -			
Ochre, Yellow, in Oil, - - - - - do.	1,141	13,986	15,127
Dry Yellow, - - - - - do.	6,496	904	7,400
Spanish Brown, - - - - - do.	-	10,442	10,442
White and Red Lead, - - - - - do.	26,060	44,184	70,244
Lead, and manufactures of Lead, - - - - - do.	261,052	65,932	326,984
Seines, - - - - - do.	1,800	-	1,800
Cordage, - - - - -			
Tarred, - - - - - do.	179,109	86,693	265,802
Untarred, - - - - - do.	-	15,840	15,840
Steel, - - - - - cwt.	1,101	297	1,398
Twine and Packthread, - - - - - do.	233	94	327
Glauber Salts, - - - - - do.	-	46	46
Salt, - - - - -			
weighing more than 56 lbs. per bushel, - - - - - pounds,	807,943	52,579	860,522
weighing 56 lbs. or less, - - - - - bushels,	45,456	4,127	49,582
Coal, - - - - - do.	8,272	10,716	18,988
Fish, - - - - -			
Foreign caught dried, - - - - - quintals,	-	63,933	63,933
Pickled, Salmon, - - - - - barrels,	-	3,595	3,595
Mackerel, - - - - - do.	-	4,385	4,385
all other, - - - - - do.	-	8,735	8,735
Glass, - - - - -			
Black quart bottles, - - - - - groce,	3,681	887	4,568
Window, not above 8 inches by 10, - - - - - 100 sq. ft.	271	145	416
not above 10 inches by 12, - - - - - do.	156	104	260
All above 10 inches by 12, - - - - - do.	76	13	89
Cigars, - - - - - M.	1,739	1,019	2,758
Foreign Lime, per cask of 60 gallons, - - - - - casks,	42		42
Boots, - - - - - pairs,	141	50	191
Shoes and Slippers, - - - - -			
Silk, - - - - - do.	8,060	4,322	12,382
Kid, Morocco, and all other for men and women, - - - - - do.	14,176	2,250	16,426
all other for children, - - - - - do.	2,590	203	2,793
Cards, Wool and Cotton, - - - - - dozens,	-	48	48
Playing - - - - - packs,	3,724	9,606	13,330
Value, - - - - - Dollars,	49,334,739	10,948,497	60,283,236

*A Summary of the Value and Destination of the Exports of the United States, agreeably to the preceding statement.*

	Domestic Produce.	Foreign Produce.	Total value to the dominions of each Power.
Russia, - - - - -	3,580	8,827	12,407
Prussia, - - - - -	5,232	162,882	168,114
Sweden, - - - - -	-	29,414	-
Swedish West Indies, - - - - -	213,767	113,849	357,030
Denmark and Norway, - - - - -	356,595	1,052,954	-
Danish West Indies, - - - - -	1,410,029	1,380,380	-
Danish East Indies, - - - - -	10,609	40,288	4,250,855
Holland, - - - - -	3,609,964	15,051,665	-
Dutch West Indies and American Colonies, - - - - -	570,545	466,485	-
Dutch East Indies, - - - - -	50,342	277,173	-
Cape of Good Hope, - - - - -	133,593	339,752	20,499,519
England, Man, and Berwick, - - - - -	9,169,807	2,724,945	-
Scotland, - - - - -	1,656,291	78,656	-
Ireland, - - - - -	1,823,139	51,982	-
Guernsey, Jersey, Sark, and Alderney, - - - - -	88,676	-	-
Gibraltar, - - - - -	178,193	60,510	-
British African Ports, - - - - -	7,825	3,034	-
British East Indies, - - - - -	30,256	316,734	-
British West Indies, - - - - -	5,092,288	515,640	-
Newfoundland and British Fisheries, - - - - -	186,503	52,205	-
British American Colonies, - - - - -	938,332	246,249	-
Other British Colonies, - - - - -	8,671	-	-
Hamburg, Bremen, the other Hanse Towns, &c., - - - - -	1,672,455	4,751,769	23,229,936
French European Ports on the Atlantic, - - - - -	3,130,659	7,800,575	6,424,224
Do. do. do. on the Mediterranean, - - - - -	96,039	397,119	-
French West Indies and American Colonies, - - - - -	2,770,372	3,975,112	-
French East Indies, - - - - -	4,641	128,862	-
Bourbon and Mauritius, - - - - -	17,854	228,296	-
Other French African Ports, - - - - -	6,959	19,324	18,575,812
Spanish European Ports on the Atlantic, - - - - -	892,827	1,116,244	-
Do. do. do. on the Mediterranean, - - - - -	470,456	642,710	-
Teneriffe and the other Canaries, - - - - -	98,755	59,876	-
Manilla and Philippine islands, - - - - -	5,184	31,464	-
Floridas, - - - - -	80,124	71,989	-
Honduras, Campeachy, and Musquito Shore, - - - - -	139,108	333,102	-
Spanish West Indies and American Colonies, - - - - -	2,391,172	8,476,061	14,809,072
Portugal, - - - - -	920,841	857,050	-
Madeira, - - - - -	519,213	148,032	-
Fayal and the other Azores, - - - - -	27,399	15,835	-
Cape de Verd Islands, - - - - -	8,741	24,884	2,521,995
Italy, - - - - -	185,346	4,587,727	4,773,073
Trieste and other Austrian Ports on the Adriatic, - - - - -	10,826	664,452	675,278
Turkey, Levant, and Egypt, - - - - -	22,193	270,591	292,784
Morocco and Barbary States, - - - - -	2,883	78,718	81,601
China, - - - - -	169,356	217,760	387,116
East Indies, generally, - - - - -	222,040	685,988	908,028
West Indies, generally, - - - - -	1,170,400	584,552	1,754,952
Europe, generally, - - - - -	85,695	212,385	298,080
Africa, generally, - - - - -	575,652	539,957	1,115,609
South Seas, - - - - -	680	142,999	143,679
Northwest Coast of America, - - - - -	11,620	246,179	257,799
Total, - - - - - Dollars,			\$101,536,963

*A Summary of the Value of the Exports from each State.*

	Domestic.	Foreign.	Total.
New Hampshire, . . . . .	411,379	383,884	795,263
Vermont, . . . . .	91,732	102,043	193,775
Massachusetts, . . . . .	6,621,696	14,577,547	21,199,243
Rhode Island, . . . . .	949,336	1,142,499	2,091,835
Connecticut, . . . . .	1,522,750	193,078	1,715,828
New York, . . . . .	8,053,076	13,709,769	21,762,845
New Jersey, . . . . .	26,504	7,363	33,867
Pennsylvania, . . . . .	3,765,313	13,809,389	17,574,702
Delaware, . . . . .	125,787	374,319	500,106
Maryland, . . . . .	3,661,131	10,919,774	14,580,905
*District of Columbia, . . . . .	1,091,760	154,386	1,246,146
Virginia, . . . . .	4,626,687	428,709	5,055,396
North Carolina, . . . . .	786,029	3,576	789,605
South Carolina, . . . . .	6,797,064	2,946,718	9,743,782
Georgia, . . . . .	82,764		82,764
Ohio, . . . . .	62,318		62,318
†Territory of the United States, . . . . .	2,578,401	1,530,182	4,108,583
Total, Dollars,	41,253,727	60,283,236	101,536,963

	Domestic.	Foreign.	Total.
* Georgetown, . . . . .	224,435	29,918	254,353
Alexandria, . . . . .	867,325	124,468	991,793
Total, Dollars,	1,091,760	154,386	1,246,146
† Michigan, . . . . .	221,260		221,260
New Orleans, . . . . .	2,357,141	1,530,182	3,887,323
Total, Dollars,	2,578,401	1,530,182	4,108,583

NOTE.—No returns have been received from the District of Savannah, in the State of Georgia.

*A Summary Statement of the Value of the Exports of the growth, produce, or manufacture, of the United States, during the year ending on the 30th September, 1806.*

THE SEA—3,116,000.				
1. Fisheries.				
Dried fish, or cod fishery,			2,150,000	
Pickled fish, or river fishery, herring, shad, salmon, mackerel,			366,000	
Whale (common) oil and bone,	418,000			
Spermaceti oil and candles,	182,000			
			600,000	3,116,000
THE FOREST—4,861,000.				
2. Skins and furs,	841,000			
Ginseng,	139,000			
			980,000	
3. Product of wood.				
Lumber, (boards, staves, shingles, hoops, and poles, hewn timber, masts, &c.)	2,495,000			
Oak bark and other dyes,	42,000			
Naval stores, (tar, turpentine, pitch, rosin)	409,000			
Ashes, pot and pearl,	935,000			
			3,881,000	4,861,000
AGRICULTURE—30,125,000.				
4. Product of animals.				
Beef, tallow, hides, live cattle,	1,360,000			
Butter and cheese,	481,000			
			1,841,000	
Pork, pickled bacon, (live hogs)			1,096,000	
Horses and mules,	321,000			
Sheep,	16,000			
			337,000	
5. Vegetable food.				
Wheat, flour, and biscuit,			6,867,000	
Indian corn and meal,			1,286,000	
Rice,			2,617,000	
All other, (rye, oats, pulse, potatoes, apples, &c.)			280,000	
				11,050,000
6. Tobacco,				6,572,000
7. Cotton,				8,332,000
8. All other agricultural products.				
Indigo,			134,000	
Flaxseed,			529,000	
Brown Sugar,			21,000	
Hops,			95,000	
Wax,			104,000	
Various items, (poultry, flax, mustard,)			14,000	
				897,000

## STATEMENT—Continued.

MANUFACTURES—2,707,000.				
9. <i>Manufactures.</i>				
Of domestic materials—				
Soap and tallow candles,		652,000		
Leather boots, shoes, saddlery,		276,000		
Hats,		105,000		
Grain, (spirits, beer, starch)		94,000		
Wood, (including furniture, coaches, and other carriages)		418,000		
Cordage, canvass, linseed oil,		118,000		
Iron,		132,000		
Various items; (snuff, silk shoes, wax candles, tobacco, lead, bricks, turpentine spirits, wool and cotton cards)		94,000		
			1,889,000	
Of foreign materials—				
Spirits, of molasses,		630,000		
Sugar, refined,		66,000		
Chocolate,		2,000		
Gunpowder,		42,000		
Brass and copper,		25,000		
Medicinal,		53,000		
			818,000	
				2,707,000
UNCERTAIN—445,000.				
10. Articles not distinguished in returns.				
Manufactured,			256,000	
Raw produce,			189,000	
				445,000
	<b>Total,</b>	<i>Dollars,</i>		<b>41,254,000</b>

A Statement of the duties collected on the importation of articles which were afterwards re-exported, without being entitled to drawback.

SPECIES OF MERCHANDISE.	Amount of duty.		SPECIES OF MERCHANDISE.	Amount of Duty.	
	Dollars.	Cts.		Dollars.	Cts.
Goods paying duties ad val. at 12½ per ct.	638,712	50	Tobacco, manufactured, other than snuff and cigars,		2,133 00
15 do.	123,901	20	Snuff,		491 60
20 do.	14,078	20	Indigo,		13,024 25
Wines, Malmsey Madeira and London particular,	1,519	02	Cotton,		11,591 61
All other Madeira,	142	00	Powder, Hair,		23 80
Burgundy, Champaign, &c.	49	50	Gun,		761 60
Sherry and St. Lucar,	9,512	80	Glue,		21 24
Claret, &c. in bottles or cases,	7,334	25	Pewter plates and dishes,		21 20
Lisbon, Oporto, &c.	603	00	Iron, Anchors and Sheet,		13 08
Teneriffe, Fayal, &c.	7,967	68	Slit and Hoop,		716 04
All other in casks,	24,650	71	Nails,		2,190 92
Spirits, from Grain	6,333	88	Spikes,		66 03
from other materials,	61,450	48	Paints, Ochre, Yellow, in Oil,		209 79
Molasses,	1,433	90	Dry yellow,		9 04
Beer, Ale, and Porter,	730	80	Spanish brown,		104 42
Teas, Bohea,	786	96	White and red lead,		883 68
Souchong, and other Black,	17,964	90	Lead,		659 32
Hyson, Imperial, &c.	31,847	36	Cordage, Tarred,		1,733 86
Other Green,	14,578	20	Untarred,		396 00
Coffee,	52,024	85	Steel,		297 00
Cocoa,	10,582	28	Twine and Packthread,		376 00
Sugar, Brown, &c.	56,582	40	Glauber Salts,		92 00
White clayed, &c.	45,977	07	Salt,		1,013 20
Loaf,	153	00	Coal,		535 80
Almonds,	438	20	Fish, foreign caught, dried,		31,966 50
Fruits, Currants,	87	90	Pickled Salmon,		3,595 00
Prunes and Plums,	170	80	Mackerel,		2,631 00
Figs,	147	98	All other,		3,494 00
Raisins, in jars, boxes, & Muscadell,	730	26	Glass, Black quart bottles,		532 20
all other,	851	11	Window, not above 8 inches by 10,		232 00
Candles, Tallow,	110	96	not above 10 inches by 12,		182 00
Wax or Spermaceti,	67	44	All above 10 inches by 12,		29 25
Cheese,	892	78	Cigars,		2,038 00
Soap,	1,045	98	Boots,		37 50
Tallow,	650	70	Shoes and Slippers, Silk,		1,080 50
Spices, Mace,	7,703	75	Kid, Morocco, &c. for men and women,		337 50
Nutmegs,	5,541	00	All other for children,		20 30
Cinnamon,	465	20	Cards, Wool and Cotton,		24 00
Cloves,	4,792	00	Playing,		2,401 50
Pepper,	77,938	92			
Pimento,	59	88			
Chinese Cassia,	957	72			
			<b>Total,</b>		<b>1,297,535 25</b>

10th CONGRESS.]

No. 120

[1st Session.]

## DEFECTS IN THE NON-IMPORTATION ACT.

COMMUNICATED TO THE HOUSE OF REPRESENTATIVES, ON THE 11TH OF DECEMBER, 1807.

TREASURY DEPARTMENT, December 5, 1807.

SIR:

The want of precision in describing the prohibited articles in the non-importation act, will give rise to much perplexity and numerous suits, before the construction of the statute can be definitively settled. Amongst other inquiries or doubts which have arisen on the subject, permit me to mention the following:

1st. Packages, wrappers, or vessels, securing or containing articles not prohibited and imported according to law.

Will the articles be liable to forfeiture because such packages or vessels are amongst the prohibited articles? Hardware is wrapped with *paper*; cloths, and other permitted articles, are enclosed in linen packages, or secured with *ropes* or *twine*; boxes, in which many permitted articles are imported, must have *nails*; aqua fortis, and various other medicines, and liquors, must necessarily be imported in *glass bottles*, &c. &c. Supposing the treasury to decide, which, particularly in the last mentioned case, would be a doubtful construction, that the prohibition shall not apply to such packages, wrappers, or vessels, as are absolutely necessary to contain or secure articles not prohibited, yet a difficulty would arise: for salt is often imported in linen bags, of equal or greater value than the salt itself; and salt may be, and is, oftener imported without such bags.

2d. Articles, of which leather, silk, hemp, flax, tin, brass, are the materials of chief value.

Difficulties will arise in relation to a variety of articles, composed, partly, of non-prohibited materials; amongst which are mentioned manufactures of mixed metals, such as pewter, tutania, prince's metal, pinchbeck, bell metal, tinned goods, gilt buttons, a great variety of articles of hardware, and more particularly articles in which labor and materials are so blended as to render a decision almost impossible. Thus, in patent floor cloths, must the article be prohibited, because the hemp or flax of the canvass is more valuable than the drugs used in the painting? or must it be admitted, because the painting, including labor, is more valuable than the canvass? Are printed books prohibited as paper, or because the flax of which the paper is made is more valuable than the quantity of ink used in printing? or are they admissible, because the printing itself is more valuable than the paper, or, at least, than the flax?

3d. Woollen cloths.

It is asked, first, whether manufactures, partly of wool, partly of cotton, or partly of wool, and partly of silk or flax, the silk or flax being not, however, the material of chief value, are prohibited? Secondly, whether, by the word *cloth*, must be understood only that species of manufactures which, in common parlance, is so called, excluding cassimeres, coatings, and other similar manufactures? or, whether it means every thing which is woven, including shalloons, stuffs, carpets, &c.?

4. It is also doubted whether silver watches are prohibited, under the denomination of silver wares? Whether the glass of a gold watch will forfeit the watch? Whether tacks, brads, &c. are prohibited as nails; cotton stockings as clothing ready made; manufactures of paper as paper, &c.?

On all these points inquiries have already been made, and many other doubts may arise, not yet foreseen. There are, also, some other parts of the act, not connected with the description of the articles, which require explanation, such as the mode of ascertaining the value of woollen cloth, when a suspicion arises that it is underrated, and a precise designation of the day when importation shall be considered, under the act, to have taken place, viz. whether the day of report and entry, as has heretofore been practised, or the day of arrival into the United States, as will probably be claimed by the importers?

Upon the whole, it is desirable that the act may not be carried into effect previous to a revision: for, although no statute of this kind can, particularly at first, be altogether free from imperfections, yet the most obvious may easily be removed.

This communication would have been sooner made, had it not been expected that the amendatory bill, which was last year before Congress, would be taken up; or that the change of circumstances which had taken place since the act was first passed, would, before this time, have brought matters to such a crisis, as to supersede, in any event, the necessity of the act itself.

I have the honor to be, with great respect, sir, your obedient servant,

ALBERT GALLATIN.

HONORABLE THOMAS NEWTON, *Chairman of the Committee of Commerce and Manufactures.*

10th CONGRESS.]

No. 121.

[1st SESSION.]

## TONNAGE FOR THE YEAR 1807.

COMMUNICATED TO THE HOUSE OF REPRESENTATIVES, DECEMBER 24, 1807.

TREASURY DEPARTMENT, December 23, 1807.

SIR:

I have the honor to transmit the annual statement of the district tonnage of the United States, on the 31st of December, 1806; together with an explanatory letter of the Register of the Treasury.

It appears, from those documents, that the actual tonnage of the United States, on the 31st of December, 1806, might be estimated at about 1,248,000 tons, viz:

	Tons. 95ths.
Registered tonnage, . . . . .	808,300
Enrolled tonnage, . . . . .	286,400
Fishing tonnage, . . . . .	66,300
	<hr/>
Sea-letter vessels, not noticed in former statements, . . . . .	1,161,000 87,000
	<hr/>
	1,248,000

I have the honor to be, very respectfully, sir, your obedient servant,

ALBERT GALLATIN.

The Honorable the SPEAKER of the House of Representatives.

TREASURY DEPARTMENT, Register's Office, December 22, 1807.

SIR:

I have the honor to transmit the annual statement, to 31st December, 1806, of the district tonnage of the United States.

	Tons. 95ths.
The corrected registered tonnage is stated in the said abstract at . . . . .	808,284.68
The enrolled and licensed at . . . . .	340,539.59
The fishing vessels at . . . . .	59,911.32
	<hr/>
Amounting to . . . . .	1,208,735.64

The tonnage on which duties were collected, during the same year, amounted as follows:

Registered tonnage, paying duty on each voyage, . . . . .	957,403.14
Enrolled and licensed tonnage employed in the coasting trade, paying an annual duty, . . . . .	286,401.83
Fishing vessels the same, . . . . .	66,351.31
	<hr/>
Amounting to . . . . .	1,310,156.33

NOTE. Duties were also paid on tonnage owned by citizens of the United States, engaged in foreign trade, not registered, . . . . .	86,602.12
Ditto, coasting trade, . . . . .	507.22
	<hr/>
	87,109.34

Total tonnage on which duties were collected, . . . . . 1,397,265.67

The registered tonnage having been corrected according to the mode prescribed for the government of the collectors of the several districts, and as stated in the communication made by the Secretary of the Treasury to Congress, the 27th of February, 1802, is considered as the true amount, as near as may be, of that description of tonnage,

808,284.68

The enrolled and licensed tonnage is stated at the amount upon which the annual duty was collected in 1806, on that description of tonnage, as being most correct, and may be considered nearly the true amount,

286,401.83

The fishing vessels the same, . . . . . 66,351.31

The district tonnage of the United States, on the 31st December, 1806, is stated at . . . . . 1,161,037.87

Of the registered tonnage, amounting, as above stated, to 808,284.68, it has been ascertained that there were engaged in the whale fishery,

9,777.83

Enrolled and licensed tonnage, also in the whale fishery, . . . . . 728.50

Amounting to . . . . . 10,506.38

It appears, by the collectors' abstracts, that 126,093.29 tons new vessels were built in the year 1806, whereof 93,971.61 tons were registered, and 32,121.63 tons were enrolled.

I have the honor to be, sir, with the greatest respect, your most obedient and most humble servant,

JOSEPH NOURSE, Register.

Honorable ALBERT GALLATIN, Secretary of the Treasury.



Abstract of the Tonnage of the Shipping of the several Districts of the United States, on the last day of December, 1806.

68

DISTRICTS.	Registered.		Enrolled and Licensed.		Licensed under twenty tons.		Aggregate tonnage of each district.	Proportions of the Enrolled and Licensed Tonnage employed in the		
	Permanent.	Temporary.	Permanent.	Temporary.	Coast'g trade.	Cod Fishery.		Coast'g Trade.	Whale Fishery.	Cod Fishery.
Portsmouth, <i>New Hampshire</i> ,	19,390.90	1,215.34	3,406.58	87.87	72.68	273.84	24,447.41	1,560.16	-	1,934.34
Newburyport, <i>Massachusetts</i> ,	25,291.32	1,982.72	4,422.17	-	36.64	208.38	31,941.33	1,688.71	-	2,733.41
Gloucester,	4,980.08	23.25	4,043.19	44.19	275.47	2,977.33	12,343.56	1,541.48	-	2,545.85
Salem,	30,163.79	573.71	10,929.50	34.04	-	89.27	41,790.41	6,805.94	-	4,157.55
Ipswich,	360.22	-	598.93	-	80.34	126.51	1,166.10	33.22	-	565.71
Marblehead,	7,663.93	87.41	11,818.81	131.33	-	156.88	19,858.51	5,369.30	-	6,580.84
Boston,	82,857.06	16,371.74	15,947.67	2,398.41	306.57	592.89	118,474.49	14,699.35	-	3,646.73
Plymouth,	10,100.30	415.11	7,804.26	168.24	38.21	67.66	18,593.83	3,049.28	-	4,923.22
Barnstable,	1,230.62	122.56	15,163.59	129.31	277.24	237.94	17,161.41	5,444.83	100.94	9,747.08
Nantucket,	12,964.04	30.58	3,944.13	242.13	84.02	-	17,264.90	3,676.85	128.87	380.44
Edgartown,	148.08	-	798.08	-	104.61	-	1,050.77	754.13	-	43.90
New Bedford,	20,055.61	24.60	6,378.71	44.20	139.05	-	26,642.27	5,639.55	-	783.36
Dighton,	3,087.46	277.84	4,093.38	-	160.22	-	7,619.00	3,873.75	-	219.58
York,	1,291.13	255.08	1,069.89	165.91	144.81	114.10	3,041.07	1,021.50	-	214.35
Kennebunk,	6,321.21	-	568.62	-	14.84	179.66	7,084.43	401.87	-	166.70
Biddeford,	4,272.18	91.91	1,732.08	-	15.81	29.84	6,141.92	1,403.79	-	328.24
Portland,	30,271.47	765.94	7,804.39	-	462.03	697.51	40,001.44	6,059.06	-	1,745.33
Bath,	13,980.46	2,337.54	2,915.91	87.60	143.03	233.34	19,698.03	2,542.31	-	461.25
Wiscasset,	10,499.31	741.63	2,483.59	-	131.05	678.71	14,534.39	2,215.27	-	268.32
Waldoborough,	5,545.33	1,496.44	10,287.83	-	94.90	789.84	18,214.49	9,699.32	-	588.51
Penobscot,	3,351.08	328.19	8,630.82	-	168.03	613.55	13,091.72	7,781.51	-	849.31
Frenchman's Bay,	640.25	-	4,063.07	-	380.92	183.57	5,267.86	3,100.21	-	962.81
Machias,	539.29	176.20	1,308.54	-	22.56	113.51	2,160.20	1,139.16	-	169.38
Passamaquoddy,	405.37	3,952.93	581.36	1,784.86	204.33	-	6,929.00	1,951.22	-	415.05
Vermont,	301.27	-	-	-	-	-	301.27	-	-	-
Newport, <i>Rhode Island</i> ,	9,714.18	551.24	3,040.19	28.00	316.41	-	13,650.07	2,282.41	-	785.73
Bristol,	5,451.31	250.32	1,008.70	-	30.85	-	6,741.28	1,008.70	-	-
Providence,	12,482.44	167.60	2,475.31	-	71.77	-	15,197.22	2,475.31	-	-
New London, <i>Connecticut</i> ,	6,356.32	545.20	5,789.82	-	267.88	409.69	13,369.06	1,247.68	498.59	4,043.50
Middletown,	9,828.94	222.71	5,493.33	-	577.84	19.73	16,142.70	5,332.89	-	160.39
New Haven,	7,279.77	203.34	3,259.71	117.80	221.02	-	11,081.74	3,354.31	-	23.25
Fairfield,	1,589.89	-	5,359.30	-	93.27	-	7,042.51	5,301.28	-	58.02
Lake Champlain, <i>New York</i> ,	57.08	-	-	-	-	-	57.08	-	-	-
Hudson,	1,940.38	-	1,518.48	79.11	44.45	-	3,582.47	1,597.59	-	-
New York,	120,508.88	16,357.01	67,198.05	121.71	3,320.53	-	207,506.28	67,319.76	-	-
Sagg Harbor,	2,185.52	-	2,158.63	-	136.02	35.17	4,515.39	1,308.28	-	850.35
Perth Amboy, <i>New Jersey</i> ,	593.08	-	6,789.03	-	598.41	-	7,980.52	6,789.03	-	-
Little Egg Harbor,	-	-	1,418.24	-	63.39	-	1,481.63	1,418.24	-	-
Burlington,	-	-	1,311.51	-	184.82	-	1,496.38	1,311.51	-	-
Bridgetown,	208.24	-	7,055.43	-	1,293.41	-	8,557.13	7,055.43	-	-
Great Egg Harbor,	90.52	-	3,080.11	-	202.22	-	3,372.85	3,080.11	-	-
Philadelphia, <i>Pennsylvania</i> ,	81,498.03	5,130.12	8,281.27	971.39	1,043.73	-	96,924.59	9,252.66	-	-
Presque Isle,	100.20	-	-	-	-	-	100.20	-	-	-
Wilmington, <i>Delaware</i> ,	696.77	376.47	5,563.73	23.94	615.19	-	7,276.25	5,587.72	-	-

1807 J

TONNAGE FOR THE YEAR 1806.

701

ABSTRBCT—Continued.

DISTRICTS.	Registered.		Enrolled and Licensed.		Licensed under twenty tons.		Aggregate tonnage of each district.	Proportions of the Enrolled and Licensed Tonnage employed in the		
	Permanent.	Temporary.	Permanent.	Temporary.	Coast'g trade.	Cod Fishery.		Coast'g trade.	Whale Fishery.	Cod Fishery.
Baltimore, <i>Maryland,</i>	63,088.19	6,876.03	9,949.75	-	1,854.03	-	81,768.05	9,949.75	-	-
Chester, . . . . .	-	-	1,611.63	-	63.30	-	1,674.93	1,611.63	-	-
Oxford, . . . . .	113.35	-	8,504.04	-	1,770.83	-	10,388.27	8,504.04	-	-
Vienna, . . . . .	734.88	57.6	8,115.02	-	1,741.73	-	10,648.74	8,115.02	-	-
Havre de Grace, . . . . .	169.42	-	1,642.66	-	104.36	-	1,916.49	1,642.66	-	-
Snow Hill, . . . . .	668.39	-	3,995.06	-	819.18	-	5,482.63	3,995.06	-	-
Annapolis, . . . . .	-	112.50	1,744.62	-	470.68	-	2,327.85	1,744.62	-	-
Nottingham, . . . . .	-	-	1,401.23	-	43.50	-	1,444.73	1,401.23	-	-
Nanjemoy, . . . . .	-	-	1,915.72	-	295.47	-	2,211.24	1,915.72	-	-
Georgetown, <i>Columbia,</i>	654.58	276.11	1,140.67	-	411.00	-	2,482.41	1,140.67	-	-
Alexandria, . . . . .	6,028.64	838.55	2,706.19	121.40	618.76	-	10,313.64	2,827.59	-	-
Hampton, <i>Virginia,</i>	-	53.79	484.21	-	222.86	-	760.91	484.21	-	-
Norfolk, . . . . .	22,217.22	7,124.20	8,047.76	1,352.45	2,403.50	-	41,145.23	9,400.26	-	-
Petersburg, . . . . .	1,644.21	254.48	2,978.05	230.10	483.62	-	5,590.51	3,208.15	-	-
Richmond, . . . . .	434.87	505.29	2,876.60	274.48	24.83	-	4,115.22	3,150.13	-	-
York Town, . . . . .	-	-	2,942.53	-	510.40	-	3,452.93	2,942.53	-	-
East River, . . . . .	614.42	-	1,242.44	-	225.56	-	2,082.47	1,242.44	-	-
Tappahannock, . . . . .	770.88	-	4,011.25	353.47	679.28	-	5,814.93	4,364.72	-	-
Yeocomico, . . . . .	-	-	911.39	-	418.52	-	1,329.91	911.39	-	-
Dumfries, . . . . .	-	-	665.12	21.00	257.45	-	943.57	686.12	-	-
Folly Landing, . . . . .	395.68	-	1,133.38	-	1,165.26	-	2,694.37	1,133.38	-	-
Cherry Stone, . . . . .	-	-	720.92	-	547.53	-	1,268.50	720.92	-	-
Wilmington, <i>North Carolina,</i>	2,275.62	1,834.39	606.90	308.00	113.87	-	5,138.88	914.90	-	-
Newbern, . . . . .	2,610.46	707.46	1,037.01	-	222.23	-	4,577.21	1,037.01	-	-
Washington, . . . . .	3,545.63	1,295.73	1,270.45	-	347.06	-	6,458.92	1,270.45	-	-
Edenton, . . . . .	4,570.83	1,385.90	3,345.52	-	830.02	-	10,132.37	3,345.52	-	-
Camden, . . . . .	1,715.70	1,496.06	2,138.36	-	766.21	-	6,116.38	2,138.36	-	-
Beaufort, . . . . .	596.69	145.88	384.87	-	192.36	-	1,319.90	384.87	-	-
Georgetown, <i>South Carolina,</i>	229.78	150.76	858.11	129.40	-	-	1,368.15	987.51	-	-
Charleston, . . . . .	34,582.34	5,195.63	7,010.21	629.06	15.07	-	47,432.36	7,639.27	-	-
Beaufort, . . . . .	-	-	345.46	-	-	-	345.46	345.46	-	-
Savannah, <i>Georgia,</i>	6,058.41	4,492.20	1,136.38	976.22	-	-	12,663.26	2,112.60	-	-
Sunbury, . . . . .	-	-	237.57	-	69.32	-	306.89	237.57	-	-
Brunswick, . . . . .	-	-	171.74	393.48	38.28	-	962.83	565.27	-	-
St. Mary's, . . . . .	-	359.28	-	-	-	-	-	-	-	-
Hardwick, . . . . .	160.00	-	-	-	-	-	160.00	-	-	-
Marietta, . . . . .	-	-	232.19	35.16	99.17	-	366.52	267.35	-	-
Natchez, . . . . .	7,484.24	2,251.09	462.19	-	297.13	-	10,494.65	462.19	-	-
Mississippi, . . . . .	137.17	-	-	-	-	-	137.17	-	-	-
Niagara, . . . . .	-	-	-	-	-	-	-	-	-	-
	717,796.41	90,488.27	349,573.89	11,484.81	30,562.54	8,829.57	1,208,735.64	309,977.05	728.50	50,353.20

*Recapitulation of the Tonnage of the United States for the year 1806.*

## REGISTERED TONNAGE.

	Tons. 95ths.
The registered vessels which were employed in foreign trade, and the amount of registered tonnage of the United States, at the close of the year 1806, was	(a.) 808,284.68

## ENROLLED AND LICENSED TONNAGE.

The enrolled vessels employed in the coasting trade, at the close of the year 1806, was	309,977.05
The licensed do. under twenty tons, employed in ditto, was	30,562.54
	340,539.59

## FISHING VESSELS.

The enrolled vessels licensed for the whale fishery, amounted to	728.50
Do. do. for the cod fishery, do.	50,353.20
The licensed vessels under twenty tons, for do. do.	8,829.57
	59,911.32

Aggregate amount of tonnage at the close of the year 1806, was	1,208,735.64
--	--------------

(a.) The total amount of registered tonnage employed other than in the whale fishery, during the year 1806, was	798,506.80
The amount employed in the whale fishery,	9,777.83
	808,284.68

As above, - 808,284.68

TREASURY DEPARTMENT, *Register's Office, December 22, 1807.*

I do hereby certify that the foregoing statement is a true extract from the quarterly abstracts of tonnage rendered by the collectors of the several districts of the United States, for the year 1806.

JOSEPH NOURSE, *Register.*

10th CONGRESS.]

No. 122.

[1st SESSION.]

## EMBARGO.

COMMUNICATED TO THE HOUSE OF REPRESENTATIVES, JANUARY 11, 1808.

Mr. NEWTON, from the Committee of Commerce and Manufactures, to whom was referred the memorial of sundry merchants and traders of the city of Philadelphia, made the following report:

The committee entertain no doubts that the facts are justly and correctly stated in the memorial. The object the memorialists have in view is to obtain permission for their vessels to proceed on their respective voyages. The cargoes consist principally of flaxseed—an article depending on a speedy exportation, to ensure its value. The memorialists place great reliance, to obtain the permission sought, on the hardship of their cases, and also on the ground of having procured clearances for their vessels, from the custom house, to proceed on their voyages, previous to the passage of the act laying an embargo.

While the committee view, with becoming sensibility, the distressing situation in which the memorialists are placed; while with them they deplore and deprecate the events which have brought to a pause the commercial intercourse of the United States with foreign nations; they cannot give their assent to the opinion, that the cases of the memorialists are entitled to exemption from the inconveniences and hardships, if not the losses, which result from a general embargo. The committee cannot see any reason why the cases now under consideration ought to be discriminated from those of other citizens. They cannot perceive how the mere compliance with the usual form of taking out clearances, for vessels to proceed on their voyages, can invest the memorialists with any distinguished privilege. From the distressing condition of the American commerce, liable, in its peaceful and inoffensive pursuits, to aggressions and outrages from the belligerent nations of Europe, it became the indispensable duty of Congress to inhibit, by an embargo, the departure, on foreign voyages, of our seamen, our vessels and merchandise. The republic feels vitally those injuries which arise from the impoverishment of its citizens, and from the deprivation, by illegal impressments and detentions, of its mariners. The strength of a republic resides in the citizens it can number, and in their patriotism and valor. Impotent and inefficient would that government be, without the investiture of powers, in extraordinary crises, to control and restrain the persons or pursuits of the citizens. Such a government, destitute of that natural and irresistible impetus and energy, indispensable to its preservation, would crouch to, and sink under, the first blow that should be aimed at it. The enlightened and virtuous patriots who framed the constitution, foreseeing the trials and conflicts the United States would have, in their political progress, to encounter, infused into that instrument all the vigor essential to the accomplishment of the end for which it was designed—the happiness and salvation of the nation. That the extraordinary powers here spoken of, and contended for, are given to Congress by the constitution, cannot be denied. The acts of Congress, recorded in the statute book, long acquiesced in by every description of citizens, afford a conclusive argument in support of the right to exercise those powers. The acts alluded to are the embargo, laid in 1799, and the several laws passed the 28th of February, 1806, and 1807, to suspend the commercial intercourse between the United States and certain parts of the island of St. Domingo.

The embargo laid in 1794 operated alike on all vessels, whether they were, or were not, cleared out prior to the time it was enforced; nor has such a distinction ever received the sanction of any nation, the peculiarity of whose situation imposed an embargo as an act of imperious necessity. With equal grace, and the same justice, could the farmer and planter, the mechanic and manufacturer, put in their claim to exemption from the sacrifices which they are offering on the altar of patriotism, assigning as a reason for the exemption, that the products and articles of their respective vocations were the acquisitions of their skill and industry, previous to the existence of the act laying an embargo, and that they have the right, if they should think proper to exercise it, to export those products and articles to foreign markets. If the position of the memorialists be sound, it would be absurd in the extreme ever to lay an embargo; as it never could be brought into action at the time when all the energies of such a measure were required for the public safety and welfare.

Were vessels permitted to proceed on foreign voyages, Congress would deservedly merit censure for inconsistency, and for wanting dignified stability and firmness in the day of trial. The committee can never be induced to recommend a policy, nerveless and without a character, while they maintain a due regard and devotion to national honor and to national interest.

The attention of the committee having been directed to the memorial of the merchants and traders of Philadelphia, by an order of the House of Representatives, they feel themselves constrained, in deciding on the embargo cases before them, to take a transient view of the causes which led to that measure, and to express their opinion of the necessity imposed on the United States of adhering to it, until proper assurances are given, that their neutral rights shall be respected. Those who have bestowed any thoughts on the state of affairs in Europe, must have contemplated as probable a measure of this kind, on the pressure of inauspicious events.

The love of domination, and the cupidity of commercial monopoly, have regularly and undeviatingly been producing and maturing this extraordinary crisis, in which, without their accord, the United States are unhappily involved. If a wise and prudent policy, tolerating and countenancing no measures or practices, which could compromise the peace or interrupt the harmony of the United States with any of the belligerent nations of Europe, could have preserved to them the advantages of an honest and impartial neutrality, our citizens and merchants would not now be lamenting that languor and inactivity produced by a suspension of commerce. Congress had it in its option either to permit the continuance of commerce, or to resort to the secure and precautionary measure of an embargo. If the continuance of commerce had been preferred, Congress, from the existing state of things, would have been compelled, with an inadequate marine force, to afford some sort of protection to it, or to allow private ships to arm for their defence. If such a step had been taken, war must have ensued; if resistance to the execution of the decree of France, bearing date the 21st November, 1806, or of such orders as should be issued by the British cabinet, in conformity to the retaliating power contended for in the note of Lord Howeek to Mr. Monroe, of the 10th January, 1807, and of the proclamation of the 16th of October, 1807, could produce it. In this state of affairs between the United States and the nations of Europe, a permission to arm private ships would be tantamount to a declaration of war. Individuals who had been injured by either of the nations, or who might be influenced by narrow prejudices, or short-sighted views, would have it in their power to plunge the United States, without their consent, into a war with one of the belligerent nations, and to pave the way to an alliance with the other. From these considerations a preference was given to the embargo. On the 18th of December, 1807, the President of the United States addressed a confidential message, since published to the Senate and House of Representatives, as followeth:

“The communications now made, showing the great and increasing dangers with which our vessels, our seamen and merchandise, are threatened, on the high seas and elsewhere, from the belligerent powers of Europe, and it being of the greatest importance to keep in safety these essential resources, I deem it my duty to recommend the subject to the consideration of Congress, who will doubtless perceive all the advantages which may be expected from an inhibition of the departure of our vessels from the ports of the United States.” This message from the Executive magistrate, whose province it is to preside over our foreign relations, received from Congress that immediate and prompt attention which was due to its importance.

The evidences of dispositions manifested, and of measures adopted and in execution, by the belligerent nations, left no doubt on the mind, of the certain prostration of neutral commerce. The embargo was laid as being the safest course: it was considered as the best means that could be resorted to, for the protection of our citizens, and for the preservation of our vessels and merchandise. It was a measure that resulted from much deliberation. That it is the best which Congress could devise or adopt, is the solemn and profound conviction of the committee, on a review of the whole ground. No charge of partiality can be brought against it, as all nations are placed on an equal footing—their vessels being at liberty to enter our ports and to depart at pleasure. The embargoes laid in Europe, since the year 1793, never excepted from detention American vessels. The belligerent nations cannot raise the voice of complaint, as their injustice has made this precautionary measure an act of necessity. Should the embargo be rigidly persevered in, the advantages to be derived from its adoption will amply repay all the sacrifices made to obtain them. New and important treasures, heretofore neglected, will be brought to light, and, what is more important, into use. The United States, regenerated by their own energies, will acquire a confidence in, and a reliance on, their own resources, without which it is in vain to endeavor to give effectual and commanding protection to the rights of the citizens and those of the republic. The embargo, by teaching foreign nations the value of American commerce and productions, will inspire them with dispositions to practice justice. They depend on this country for articles of the first necessity, and for raw materials to supply their manufactories. The embargo will have no inconsiderable influence in breaking those municipal fetters which circumscribe the motions and liberty of commerce.

The committee are persuaded, that the National Legislature has endeavored sedulously to perform the duties assigned to it by the constitution, in a manner to comport with the honor and welfare of a great and free People. The stand which a deliberate and dispassionate judgment recommended and approved, has been taken. The issue is in the hands of that God, who has never ceased pre-eminently to manifest his love to these United States; and whatever may be that destiny which his all-wise and superintending providence has allotted for them—whether it is to be their happy lot to arrive at that destiny under the guidance and auspices of peace, or whether it is decreed that they shall pierce through war to reach it—to acquiesce with dignity and firmness becomes a duty. Despair can never dwell in the bosom of liberty. That God who led the United States victorious to independence, has given strength and inspired them with courage to maintain and perpetuate it.

The committee recommend the adoption of the following resolution:

*Resolved*, That the prayer of the memorialists, merchants and traders of the city of Philadelphia, is unreasonable, and ought not to be granted.

10th CONGRESS.]

No. 123.

[1st Session.]

IMPORTS FOR THE YEAR ENDING SEPTEMBER 30, 1806.

COMMUNICATED TO THE HOUSE OF REPRESENTATIVES, FEBRUARY 2, 1808.

TREASURY DEPARTMENT, *January 30, 1808.*

SIR:

In conformity with a resolution of the House of Representatives, of May 29th, 1798, I have the honor to transmit, herewith, two statements of the importations in American and foreign vessels, commencing the 1st of October, 1805, and ending on the 30th of September, 1806.

I have the honor to be, very respectfully, sir, your obedient servant,

ALBERT GALLATIN.

The Honorable the SPEAKER of the House of Representatives.

A General Statement of Goods, Wares, and Merchandise, imported into the United States, in American Vessels, from the 1st day of October, 1805, to the 30th day of September, 1806.

FROM WHENCE IMPORTED.	GOODS PAYING DUTIES AD VALOREM.			ARTICLES PAYING SPECIFIC DUTIES.										
	VALUE OF GOODS.			WINES.				SPIRITS.			TEAS.			
	At 15 pr. ct.	At 17½ pr. ct.	At 22½ pr. ct.	Madeira.	Burgundy.	Sherry.	All other.	From Grain.	From other materials.	Molasses.	Beer, Ale, and Porter.	Bohea.	Souchong.	
	Dollars.			Gallons.										Pounds.
Russia, - - - - -	1,428,141	4,497	854											
Prussia, - - - - -	2,279													
Sweden, - - - - -	523,873	3,426	2,534											
Swedish West Indies, - - - - -	1,033	1,004				61								
Denmark and Norway, - - - - -	1,284,246	67,766	35,541	2,079						45				
Danish West Indies, - - - - -	23,616	11,966	372		282					69,355	10,485			
Danish East Indies, - - - - -	170,832			674	1					6				
Holland, - - - - -	1,232,500	273,161	131,763							1,405,280	132,557	28	136	
Dutch West Indies and American Colonies, - - - - -	2,331	19,223	84	121	2,917	6	15,760	1,018,267	2,794			33,780		
Dutch East Indies, - - - - -	14,287	14,450	18	25		27	467		299,088	771,242			5	
England, Man, and Berwick, - - - - -	25,555,354	6,558,777	195,725	169			135		93	6		10	144	
Scotland, - - - - -	2,034,757	162,845	412			6	25,489	25,902	1,654				15,490	
Ireland, - - - - -	1,018,083	16,344	30,452				823				214		107	
Gibraltar, - - - - -	4,693	3,733	2				23,840	1,404	930			3,408		
British African Ports, - - - - -	9,970	201	168				1,994					3,725		
British East Indies, - - - - -	3,524,375	35,002	5	202			40							
British West Indies, - - - - -	37,067	48,163	169	1,712			1,172							
British American Colonies, - - - - -	188,666	48,840	805	17,018		1,086	33,452		509	5,253,112	1,222,739	10,679	8,101	
Hamburg, Bremen, &c. - - - - -	1,594,075	34,630	42,302	262		20	1,434	1,306	1,912			1,313	32	
French European Ports on the Atlantic, - - - - -	1,402,761	530,777	19,732				198							
Ditto ditto on the Mediterranean, - - - - -	28,453	50,495	335	36	3,224		440							
French West Indies and American Colonies, - - - - -	66,759	32,801	347	52			1,721,091			1,291,248			13,014	
Bourbon and Mauritius, - - - - -	67,925	7,784	310	3,139			290,446			276,259				
Spanish European Ports on the Atlantic, - - - - -	48,293	45,501	79	611			2,209			94,521	3,132,974			
Ditto ditto on the Mediterranean, - - - - -	50,692	30,005	28				588			3			9,256	
Teneriffe and the other Canaries, - - - - -	5,257	981					227,105			33,958			145,840	
Manilla and the Philippine Islands, - - - - -	328	411		12,325			42,221			527,351				
Florida, - - - - -	5,908	5,478	268				106,447			13,701				
Honduras, Campeachy, and Musquito Shore, - - - - -	753	649				6			33	46	182		10	
Spanish West Indies and American Colonies, - - - - -	176,682	406,974	298				152		58	444		12		
Portugal, - - - - -	27,932	37,234	444	194						439	591			
Madeira, - - - - -	4,600	8,708	118	343			20,192		203	124,587	2,934,934	10		
Fayal and the other Azores, - - - - -	427	12,359		300,387			237,119		172	5,797				
Cape de Verd Islands, - - - - -	2,876	1,925	419	6,012			24,993			311		5		
Coast of Brazil and other American Colonies, - - - - -				2,158						9,534				
Italy, - - - - -	156,822	301,059	862				2,364	214		1,863				
Trieste and other Austrian ports on the Adriatic, - - - - -	259,260	5,372	14,057							367,727				
Turkey, Levant, and Egypt, - - - - -	18,221	24,002		29						123,557				
China, - - - - -	2,091,246	96,162	1,068	554						45,808				
Cape of Good Hope, - - - - -	25,087	11,108		1,387						2,362				
West Indies, generally, - - - - -										351		344,908	2,761,862	
Africa, generally, - - - - -	24,279	152	43							310				
South Seas, - - - - -	628									294				
Northwest Coast of America, - - - - -										3,425	655			
Total, - - - - -	43,115,367	8,913,970	479,634	349,518	6,653	270,777	3,499,457	1,048,161	9,555,245	8,206,573	270,830	367,346	2,931,799	

1808.]

IMPORTS FOR THE YEAR 1806.

705

## STATEMENT OF IMPORTS—Continued.

FROM WHENCE IMPORTED.	ARTICLES PAYING SPECIFIC DUTIES.													
	TEA.		Coffee.	Cocoa.	Chocolate.	SUGAR.			Almonds.	FRUIT.				
	Hyson.	Other green.				Brown, &c.	Clayed, &c.	Candy, &c.		Currants.	Prunes and Plums.	Figs.	Raisins.	
												In jars, and Muscadel.	All other.	
Pounds.														
Russia, - - - - -	7													
Prussia, - - - - -														
Sweden, - - - - -			36,796	36,877	-	2,569,866	3,849				61			
Swedish West Indies, - - - - -												1,601		
Denmark and Norway, - - - - -		390	1,670,678	474,634	101	12,297,733	38,976							
Danish West Indies, - - - - -														
Danish East Indies, - - - - -					702	332	12	204	8		12,719	80	540	
Holland, - - - - -	75		58		127	7,105,386								
Dutch West Indies and American colonies, - - - - -	1		2,069,507	586,162										
Dutch East Indies, - - - - -	27		5,340,846		2	3,905,666	4,181	1,428	5				6	423
England, Man, and Berwick, - - - - -	13							1,227	6	2,526				
Scotland, - - - - -														
Ireland, - - - - -									249			67	819	
Gibraltar, - - - - -													72	
British African ports, - - - - -	739	4,523	332,718			7,736,198	332,338	208						
British East Indies, - - - - -	168		492,123	73,691	25	11,869,852	569,592		1,714					277
British West Indies, - - - - -		218	181		102	471		307						
British American colonies, - - - - -	190													
Hamburg, Bremen, &c. - - - - -														
French European ports on the Atlantic, - - - - -			2,863		99	279			44,290		168,449	1,478	864	
Do. do. on the Mediterranean, - - - - -									70,839		12,613	153	28,633	
French West Indies and American colonies, - - - - -	2,857	699	26,256,168	1,301,932	132	56,195,512	831,337	145	544		6,521	17		
Bourbon and Mauritius, - - - - -	17,976	19,440	2,719,489		44	1,819,108		111						
Spanish European ports on the Atlantic, - - - - -				342										
Do. do. on the Mediterranean, - - - - -	420				8				4,995			15,329	30,870	20,299
Teneriffe and the other Canaries, - - - - -									121,533	2,970	180	36,737	486,348	935,984
Manilla and Philippine Islands, - - - - -	13								13,904		306	8,726		26
Florida, - - - - -		3	31,821			2,566,601								
Honduras, Campeachy, and Musquito Shore, - - - - -			415			11,994	6,068	6						
Spanish West Indies and American Colonies, - - - - -	1,188		1,627	4,401,566	4,400,651	1,385	40,703,850	33,371,717	309				81	
Portugal, - - - - -	12					317		58		46,627		11	70,788	4,675
Madeira, - - - - -													88	579
Fayal and the other Azores, - - - - -														
Cape de Verd Islands, - - - - -														
Coast of Brazil and other American colonies, - - - - -			151			363	108,393		15,935	152,497	150	137,595	8,881	23,629
Italy, - - - - -			20		23	72				134,619		16,271	156	13,282
Trieste and other Austrian ports on the Adriatic, - - - - -													49	
Turkey, Levant, and Egypt, - - - - -			3,176,084											
China, - - - - -	931,675	2,682,216	703											
Cape of Good Hope, - - - - -			745,065											
West Indies, generally, - - - - -			694											
Africa, generally, - - - - -			22,337											
Total, - - - - -	955,361	2,707,489	47,301,910	6,874,289	3,067	147,241,824	35,267,545	5,053	320,649	292,612	201,010	288,930	562,051	994,977

STATEMENT OF IMPORTS—Continued.

FROM WHENCE IMPORTED.	ARTICLES PAYING SPECIFIC DUTIES.													
	CANDLES.		Cheese.	Soap.	Tallow.	SPICES.						Tobacco Manufactured, other than Snuff and Cigars.	Snuff.	
	Tallow.	Wax, &c.				Mace.	Nutmegs.	Cinnamon.	Cloves.	Pepper.	Pimento.			Chinese Cassia.
Pounds.														
Russia, - - - - -	63,890	-	-	-	202,914	-	-	-	-	-	-	13	-	-
Prussia, - - - - -	-	-	-	-	-	-	-	-	-	-	-	-	-	-
Sweden, - - - - -	-	-	-	-	-	-	-	-	-	-	-	-	-	-
Swedish West Indies, - - - - -	-	-	-	-	42,056	-	-	-	-	-	-	-	-	-
Denmark and Norway, - - - - -	-	-	-	-	3,875	-	-	-	-	-	-	-	-	257
Danish West Indies, - - - - -	-	-	-	6,141	-	-	-	-	-	-	-	338	-	-
Danish East Indies, - - - - -	-	-	-	-	-	-	-	-	-	34,658	-	-	-	-
Holland, - - - - -	52	33	432,898	30	-	-	-	38	264	-	-	-	7,584	637
Dutch West Indies and American Colonies, - - - - -	-	-	-	-	-	-	-	-	192	822	-	-	-	9
Dutch East Indies, - - - - -	-	-	-	-	-	13,498	15,454	5	22,092	1,859,922	-	-	-	-
England, Man, and Berwick, - - - - -	-	144	62,213	84,539	-	541	218	2,717	1	277	-	-	-	200
Scotland, - - - - -	-	-	354	-	-	-	-	-	-	-	-	-	-	-
Ireland, - - - - -	3,163	-	122	9,076	-	-	-	-	-	-	-	-	-	7
Gibraltar, - - - - -	-	-	-	-	-	-	-	-	-	-	-	-	-	-
British African Ports, - - - - -	-	-	-	-	-	-	-	-	-	-	-	-	-	-
British East Indies, - - - - -	60	-	-	-	-	10	1,907	5,868	40	354,893	-	-	1,039	280
British West Indies, - - - - -	79	192	94	564	-	582	463	-	-	2,811	3,270	-	-	957
British American colonies, - - - - -	168	126	66	5,225	250	-	1	-	-	176	-	-	393	434
Hamburg, Bremen, &c. - - - - -	-	481	-	-	-	-	-	-	-	-	-	-	6	-
French European Ports on the Atlantic, - - - - -	8,626	458	6,366	2,056	-	-	-	-	-	-	-	-	-	1,823
Do. do. do. on the Mediterranean, - - - - -	37,767	-	581	107,493	-	-	-	-	-	-	-	-	-	-
French West Indies and American Colonies, - - - - -	-	-	-	-	-	-	-	27	4,544	101	-	-	-	794
Bourbon and Mauritius, - - - - -	5,397	-	-	-	29,383	-	-	10,534	3,445	170,677	-	-	-	-
Spanish European Ports on the Atlantic, - - - - -	-	-	-	6,111	-	-	-	-	-	-	-	-	-	-
Do. do. do. do. Mediterranean, - - - - -	500	-	-	167,414	-	-	-	-	-	-	-	1,511	-	-
Teneriffe and the other Canaries, - - - - -	-	-	-	-	-	-	-	-	-	-	-	-	-	-
Manilla and the Philippine Islands, - - - - -	-	-	-	-	-	-	-	-	-	-	-	-	-	-
Floridas, - - - - -	-	-	13	53	-	-	-	-	-	1	-	-	206	-
Honduras, Campeachy, and Musquito Shore, - - - - -	-	-	-	-	-	-	-	-	-	-	1,654	-	-	-
Spanish West Indies, and American Colonies, - - - - -	-	342	-	1,286	602,516	-	-	-	-	-	18,059	-	-	4,248
Portugal, - - - - -	-	-	16	-	-	-	-	-	-	-	-	-	-	-
Madeira, - - - - -	-	-	-	-	-	-	-	-	-	-	-	-	-	-
Fayal and the other Azores, - - - - -	-	-	-	-	-	-	-	-	-	-	-	-	-	-
Cape de Verd Islands, - - - - -	-	-	-	-	-	-	-	-	-	-	-	-	-	-
Coast of Brazil and other American Colonies, - - - - -	-	-	-	-	-	-	-	-	-	-	-	-	-	-
Italy, - - - - -	153,799	-	1,184	986,393	56,871	-	-	-	-	-	-	-	388	-
Trieste and other Austrian Ports on the Adriatic, - - - - -	-	2,967	444	988,860	-	-	-	-	-	-	-	-	-	-
Turkey, Levant, and Egypt, - - - - -	-	-	-	-	-	-	7	-	-	-	-	-	-	-
China, - - - - -	-	-	-	-	-	3	1	-	-	-	-	260,813	-	-
Cape of Good Hope, - - - - -	-	-	-	-	-	-	409	-	-	-	-	197	-	-
West Indies, generally, - - - - -	-	-	-	-	-	-	-	-	3,973	-	-	-	-	-
Africa, generally, - - - - -	-	-	-	114	-	-	-	-	-	16,737	-	-	-	-
<b>Total,</b> - - - - -	<b>273,501</b>	<b>4,743</b>	<b>504,351</b>	<b>2,365,355</b>	<b>937,865</b>	<b>14,634</b>	<b>18,460</b>	<b>19,189</b>	<b>34,551</b>	<b>2,441,075</b>	<b>22,983</b>	<b>262,872</b>	<b>9,644</b>	<b>9,646</b>

STATEMENT OF IMPORTS—Continued.

FROM WHENCE IMPORTED.	ARTICLES PAYING SPECIFIC DUTIES.														
	Indigo.	Cotton.	POWDER.		Starch.	Glue.	Pewter Plates and Dishes.	IRON.			Quicksilver	PAINTS.			
			Hair.	Gun.				Anchors & Sheet.	Slit and Hoop.	Nails and Spikes.		Ochre.		Spanish Brown.	White and Red Lead.
												Yellow, in Oil.	Dry Yellow.		
Pounds.															
Russia, - - - - -	-	-	32	-	2,973	12,457	-	2,088	-	-	-	-	-	-	-
Prussia, - - - - -	-	-	-	-	-	-	-	-	-	-	-	-	-	-	-
Sweden, - - - - -	-	-	-	-	-	-	-	-	-	-	-	-	-	-	-
Swedish West Indies, - - - - -	-	14,136	-	-	-	-	-	2,086	-	-	-	-	548	-	-
Denmark and Norway, - - - - -	-	-	-	-	-	-	-	886	-	-	-	-	-	-	-
Danish West Indies, - - - - -	-	-	-	-	-	-	-	9,246	-	3,943	-	-	-	-	-
Danish East Indies, - - - - -	57,578	56,839	-	-	11	-	-	494	-	9,700	-	-	-	-	-
Holland, - - - - -	-	-	-	-	-	-	-	-	-	-	-	-	-	-	-
Dutch West Indies and American colonies, - - - - -	21,109	29,510	129	16,013	221	4,193	-	1,323	6,951	529,158	1,464	11,706	1,066	750	108,447
Dutch East Indies, - - - - -	32,384	-	-	-	-	-	-	138	-	-	-	-	-	-	-
England, Man, and Berwick, - - - - -	219	-	-	-	-	-	-	-	-	-	-	-	-	-	-
Scotland, - - - - -	-	-	424	305,402	2,842	25,858	71,247	759,665	205,474	3,887,274	5	14,773	79,401	648,545	2,378,403
Ireland, - - - - -	-	-	-	-	-	84	-	-	-	-	-	-	-	-	-
Gibraltar, - - - - -	-	-	-	-	-	21,593	-	-	-	1,070	-	-	-	224	22,931
British African Ports, - - - - -	-	-	-	-	-	-	-	-	-	-	-	-	-	-	-
British East Indies, - - - - -	97,341	98,024	-	-	-	-	-	-	-	-	-	-	-	-	-
British West Indies, - - - - -	113	30,227	-	3,400	447	-	-	9,851	-	-	-	-	-	-	-
British American colonies, - - - - -	403	-	-	22,420	38	-	78	628	1,073	2,760	-	-	-	56	312
Hamburg, Bremen, &c., - - - - -	-	-	-	-	-	-	-	-	-	3,390	-	141	-	-	20
French European ports on the Atlantic, - - - - -	-	-	8,791	4	-	-	-	-	-	57,544	-	-	73,305	-	-
French European ports on the Mediterranean, - - - - -	-	-	-	-	-	-	-	-	-	-	-	-	-	-	-
French West Indies and American colonies, - - - - -	1,941	720,307	-	-	54	-	-	-	-	2,286	-	-	-	-	-
Bourbon and Mauritius, - - - - -	34,585	511,331	-	-	-	-	-	1,065	-	-	-	-	-	-	-
Spanish European ports on the Atlantic, - - - - -	-	-	-	-	-	-	-	-	-	-	-	-	-	-	-
Spanish European ports on the Mediterranean, - - - - -	-	271	-	-	-	-	-	-	-	24,746	-	-	-	-	-
Teneriffe and the other Canaries, - - - - -	-	-	-	-	-	-	-	-	-	-	-	-	-	-	-
Manilla and the Philippine Islands, - - - - -	-	-	-	-	-	-	-	-	-	-	-	-	-	-	11,060
Florida, - - - - -	116,204	-	-	-	-	-	-	10,273	-	-	-	-	-	-	784
Honduras, Campeachy, and Musquita Shore, - - - - -	442	22,763	-	406	-	-	16	-	-	30	-	-	-	-	-
Spanish West Indies and American colonies, - - - - -	61,391	304,284	343	-	375	-	-	1,200	-	-	-	-	-	-	-
Portugal, - - - - -	360	-	-	-	-	-	-	3,802	-	-	450	-	-	-	-
Madeira, - - - - -	-	-	-	-	-	-	-	-	-	10,793	-	-	-	-	-
Fayal and the other Azores, - - - - -	-	-	-	-	-	-	-	-	6,405	2,417	-	-	-	-	-
Cape de Verd Islands, - - - - -	-	-	-	-	-	-	-	-	-	-	-	-	-	-	-
Coast of Brazil and other American colonies, - - - - -	15	-	-	-	-	-	-	-	-	-	-	74	-	139	104
Italy, - - - - -	-	-	-	-	-	-	-	-	-	-	-	-	-	-	-
Trieste and other Austrian ports on the Adriatic, - - - - -	-	-	-	-	-	-	-	-	-	59,280	7,563	-	-	-	-
Turkey, Levant, and Egypt, - - - - -	-	-	-	-	-	2,979	-	-	-	476	95,481	-	-	-	-
China, - - - - -	1,974	-	-	-	-	-	-	-	-	-	194	-	-	-	-
Cape of Good Hope, - - - - -	2,851	25,038	-	-	-	-	-	-	-	-	-	-	-	-	1,167
West Indies, generally, - - - - -	-	-	-	-	-	-	-	-	-	-	-	-	-	-	-
Africa, generally, - - - - -	-	762	-	-	-	-	-	-	-	-	-	-	-	-	-
Total, - - - - -	428,910	1,813,492	9,719	347,645	6,961	67,164	71,341	802,745	219,903	4,594,867	105,298	26,553	154,320	649,714	2,523,228



STATEMENT OF IMPORTS—Continued.

1808.]

IMPORTS FOR THE YEAR 1806.

709

06

FROM WHENCE IMPORTED.	ARTICLES PAYING SPECIFIC DUTIES.												
	Lead.	Seines.	CORDAGE.		Cables.	Steel.	Hemp.	Twine, &c.	Glauber Salts.	Salt.		Coal.	Fish, Dried, Foreign caught.
			Tarred.	Untarred.						Pounds.	Bushels.		
			Pounds.				Cwt.		Pounds.		Quintals.		
Russia, - - - - -	-	-	181,539	-	55,805	99	94,237	4	-	-	-	-	-
Prussia, - - - - -	-	-	-	-	-	169	-	-	-	-	-	74	-
Sweden, - - - - -	-	-	-	-	-	-	-	-	-	-	-	-	-
Swedish West Indies, - - - - -	347	-	-	-	-	-	-	-	-	-	-	-	-
Denmark and Norway, - - - - -	86,599	-	130,487	-	17,165	862	5,163	-	-	-	31	-	-
Danish West Indies, - - - - -	4,556	-	-	-	-	35	-	-	-	530,855	1,707	-	-
Danish East Indies, - - - - -	-	-	-	-	-	-	-	-	-	-	-	-	-
Holland, - - - - -	109,585	-	1,136	427	-	4,848	-	326	5	300	6,743	7,190	27
Dutch West Indies and American Colonies, - - - - -	1,287	-	-	-	-	-	-	-	-	674,208	12,156	-	-
Dutch East Indies, - - - - -	-	-	-	-	-	-	-	-	-	-	-	-	-
England, Man, and Berwick, - - - - -	2,837,649	8,342	1,818	45,042	-	5,379	-	2,421	254	31,090,755	1,198,038	207,349	-
Scotland, - - - - -	2,990	-	-	3,595	-	-	-	78	-	-	-	28,716	-
Ireland, - - - - -	-	-	-	-	-	-	-	-	-	-	-	448	49,505
Gibraltar, - - - - -	22,678	-	-	-	-	-	-	3	14	-	-	9,368	7
British African Ports, - - - - -	-	-	-	-	-	-	-	-	-	143,136	-	-	-
British East Indies, - - - - -	-	-	-	5,571	-	-	303	318	-	-	-	-	-
British West Indies, - - - - -	14,063	-	-	-	-	-	-	-	-	13,701,809	194,736	180	-
British American colonies, - - - - -	18,203	-	617	396	-	1	1	9	1	385,702	7,233	-	29
Hamburg, Bremen, &c. - - - - -	19,263	-	-	-	-	50	849	14	-	-	-	1,858	-
French European ports on the Atlantic, - - - - -	8,443	476	-	1,838	-	58	-	129	-	1,245,232	53,640	-	-
Do. on the Mediterranean, - - - - -	-	-	-	-	-	-	-	-	-	-	-	-	-
French West Indies and American Colonies, - - - - -	820	-	-	-	-	-	-	-	10	127,062	4,046	-	-
Bourbon and Mauritius, - - - - -	-	-	-	-	-	-	-	-	-	-	-	-	-
Spanish European ports on the Atlantic, - - - - -	-	-	-	-	-	408	-	-	-	2,000,474	70,881	-	-
Do. on the Mediterranean, - - - - -	521,213	-	-	-	-	-	-	-	-	1,901,718	58,839	-	-
Teneriffe and the other Canaries, - - - - -	-	-	-	-	-	-	-	10	-	-	-	-	-
Manilla and Philippine Islands, - - - - -	-	-	-	-	-	-	-	-	-	-	-	-	-
Floridas, - - - - -	893	-	-	26	-	-	-	-	-	3,682	108	-	1
Honduras, Campeachy, and Musquito Shore, - - - - -	-	-	-	-	-	-	-	-	-	-	-	-	-
Spanish West Indies and American Colonies, - - - - -	1,541	-	-	-	-	-	-	-	-	-	-	-	1
Portugal, - - - - -	-	-	3,584	-	-	-	-	-	-	8,322,469	114,819	-	1
Madeira, - - - - -	-	-	-	-	-	-	-	-	-	-	-	-	17
Fayal and the other Azores, - - - - -	-	-	-	-	-	-	-	-	-	-	-	-	-
Cape de Verd Islands, - - - - -	645	-	-	-	-	-	-	3	-	15,966,684	341,027	20	-
Coast of Brazil and other American colonies, - - - - -	-	-	-	-	-	-	-	-	-	-	-	-	-
Italy, - - - - -	94,621	-	-	-	-	-	-	11	-	1,769,973	4,243	-	-
Trieste and other Austrian ports on the Adriatic, - - - - -	138,493	-	-	-	-	8	-	-	-	-	-	-	-
Turkey, Levant, and Egypt, - - - - -	-	-	-	-	-	-	-	-	-	-	-	-	-
China, - - - - -	30	-	-	-	-	-	-	-	-	-	-	-	-
Cape of Good Hope, - - - - -	-	-	-	-	-	-	-	-	-	-	-	-	-
West Indies, generally, - - - - -	-	-	-	-	-	-	-	-	-	-	-	-	-
Africa, generally, - - - - -	-	-	-	-	-	-	-	-	-	-	-	-	-
Total, - - - - -	3,883,919	8,818	319,181	56,895	72,970	11,917	100,553	3,326	284	77,864,059	2,078,063	294,892	82

STATEMENT OF IMPORTS—Continued.

FROM WHENCE IMPORTED.	ARTICLES PAYING SPECIFIC DUTIES.													
	FISH, PICKLED.			GLASS.			Cigars.	Foreign Lime.	Boots.	SHOES AND SLIPPERS.			Cards, Playing.	
	Salmon.	Mackerel.	All other.	Black quart Bottles.	Window.					M.	Casks.	Pairs.		Silk.
	Barrels.			Groce.	Not above 8 inches by 10.	Not above 10 by 12.	All above 10 by 12.	Packs.						
Russia, - - - - -	-	-	-	-	300	20	50		-	-	-	-	70	-
Prussia, - - - - -	-	-	-	-	-	-	-	-	-	-	-	-	-	-
Sweden, - - - - -	-	-	-	6	443	767	99	-	-	-	-	-	-	-
Swedish West Indies, - - - - -	-	-	-	14	-	-	-	-	-	-	-	-	-	-
Denmark and Norway, - - - - -	-	-	-	25	4,077	958	833	216	-	-	-	-	-	-
Danish West Indies, - - - - -	-	-	-	-	-	-	-	-	-	-	-	-	-	-
Danish East Indies, - - - - -	-	-	-	-	-	-	-	-	-	-	-	-	-	-
Holland, - - - - -	63	-	24	1,159	958	164	132	-	-	9	5	5,787	35	2,973
Dutch West Indies and American Colonies, - - - - -	-	-	-	16	-	-	-	6	-	10	-	-	-	-
Dutch East Indies, - - - - -	-	-	-	2	-	-	-	11	-	-	-	-	-	-
England, Man, and Berwick, - - - - -	-	-	1	10,960	14,841	1,899	3,195	-	-	2,779	158	23,745	2,224	2,112
Scotland, - - - - -	-	-	6	848	73	28	434	-	-	52	-	-	25	-
Ireland, - - - - -	-	-	1	1	13	-	-	-	-	3	-	-	2	-
Gibraltar, - - - - -	-	-	-	1	-	-	-	-	-	-	-	-	-	-
British African ports, - - - - -	-	-	-	2	-	-	-	642	-	100	-	27	-	-
British East Indies, - - - - -	-	-	-	-	-	-	-	1,412	-	7	4	1,877	-	-
British West Indies, - - - - -	8	-	86	36	-	-	-	-	-	9	-	921	164	206
British American Colonies, - - - - -	89	2	1,048	20	50	-	-	-	387	29	-	166	-	-
Hamburg, Bremen, &c. - - - - -	-	-	1	18	2,266	653	317	-	-	157	16,524	24,369	5,532	4,524
French European Ports on the Atlantic, - - - - -	-	-	10	3,711	77	10	282	-	-	-	-	-	-	-
Do. do. do. Mediterranean, - - - - -	-	-	-	398	-	-	-	45	-	-	524	650	-	-
French West Indies and American Colonies, - - - - -	-	1	2	162	-	-	-	158	-	50	106	137	-	-
Bourbon and Mauritius, - - - - -	-	-	-	1	-	-	-	1	-	1	-	6	-	-
Spanish European Ports on the Atlantic, - - - - -	-	-	-	-	-	-	-	-	-	18	-	447	-	-
Do. do. do. Mediterranean, - - - - -	-	-	-	2	-	-	-	-	-	149	-	40	-	-
Teneriffe and the other Canaries, - - - - -	-	-	-	1	-	-	-	-	-	-	-	-	-	-
Manilla and Philippine Islands, - - - - -	-	-	-	3	-	-	-	-	-	-	-	-	-	-
Florida, - - - - -	-	-	3	-	-	-	-	10	-	-	-	-	2	-
Honduras, Campeachy, and Musquito Shore, - - - - -	-	-	-	-	-	-	-	-	-	-	-	-	-	-
Spanish West Indies and American Colonies, - - - - -	2	-	-	11	-	-	-	23,365	-	-	-	-	-	-
Portugal, - - - - -	-	-	-	3	-	-	-	-	-	2	-	-	-	-
Madeira, - - - - -	-	-	-	9	-	-	-	-	-	-	-	-	-	-
Fayal and the other Azores, - - - - -	-	-	-	-	-	-	-	-	-	-	-	-	-	-
Cape de Verd Islands, - - - - -	-	-	3	-	-	-	-	-	-	-	-	-	-	-
Coast of Brazil and other American colonies, - - - - -	-	-	-	-	-	-	-	-	-	20	808	2,008	-	-
Italy, - - - - -	-	-	-	107	-	-	-	-	-	-	-	-	-	-
Trieste and other Austrian ports on the Adriatic, - - - - -	-	-	-	2	-	-	-	-	-	-	-	-	-	-
Turkey, Levant, and Egypt, - - - - -	-	-	-	-	-	-	-	-	-	-	53	89	-	-
China, - - - - -	-	-	-	-	-	-	-	-	-	-	-	-	-	-
Cape of Good Hope, - - - - -	-	-	-	-	-	-	-	-	-	-	-	-	-	-
West Indies, generally, - - - - -	-	-	-	-	-	-	-	-	-	-	-	-	-	-
Africa, do - - - - -	-	-	-	-	-	-	-	-	-	-	-	-	-	-
Total, - - - - -	162	3	1,185	17,517	23,098	4,499	5,347	25,866	387	3,395	18,182	60,352	7,980	9,815

A General Statement of Goods, Wares, and Merchandise, imported into the United States, in foreign vessels, from the 1st day of October, 1805, and ending on the 30th of September, 1806.

FROM WHENCE IMPORTED.	GOODS PAYING DUTIES AD VALOREM.				ARTICLES PAYING SPECIFIC DUTIES.											
	15½ per cent.	16½ per cent.	19½ per cent.	24¾ per cent.	WINES.				SPIRITS.		Molasses.	Beer, Ale, and Porter.	TEAS.			
					Madeira.	Burgundy.	Sherry.	All other.	From Grain.	From other materials.			Bohea.	Sou-chong.		
	Dollars.				Gallons.									Pounds.		
Prussia, - - - - -	-	575	7,908	12,209	-	-	-	-	-	-	-	-	-	-	-	-
Sweden, - - - - -	-	88,819	7,908	12,209	-	-	-	-	-	-	-	-	-	-	-	-
Swedish West Indies, - - - - -	-	579	532	14	-	-	-	-	-	-	-	-	-	-	-	-
Denmark and Norway, - - - - -	-	322,211	6,931	17,031	-	-	-	232	1,042	-	-	-	-	-	-	-
Danish West Indies, - - - - -	-	346	1,863	-	-	-	-	36	-	-	-	-	-	-	-	-
Holland, - - - - -	-	19,976	8,481	8,047	1	10	-	49	4,835	-	-	-	-	-	-	-
Dutch West Indies and American colonies, - - - - -	-	4,202	327	-	-	-	-	-	-	-	-	-	-	-	-	-
Dutch East Indies, - - - - -	-	230	469	-	-	-	-	20	-	-	-	-	-	-	-	-
England, Man, and Berwick, - - - - -	-	39,659	70,411	11,596	-	-	-	4,688	-	-	-	-	2,117	-	-	-
Scotland, - - - - -	-	39,295	1,673	-	-	-	-	-	-	-	-	-	-	-	-	-
Ireland, - - - - -	-	41,705	309	227	-	-	-	11,348	-	-	-	-	-	-	-	-
Guernsey, Jersey, Sark, and Alderney, - - - - -	-	700	938	-	-	-	-	2,905	-	-	-	-	-	-	-	-
Gibraltar, - - - - -	-	77	-	-	-	-	-	438	-	-	-	-	-	-	-	-
British African Ports, - - - - -	-	101	-	-	-	-	-	-	-	-	-	-	-	-	-	-
British East Indies, - - - - -	105,773	31,687	566	-	850	-	-	-	34	-	-	-	-	-	-	-
British West Indies, - - - - -	-	48,679	29,015	745	992	-	-	12,010	-	234,169	86,327	1,784	-	-	-	-
Newfoundland and British Fisheries, - - - - -	-	477	3,670	-	-	-	-	-	-	-	-	-	-	-	-	-
British American Colonies, - - - - -	-	28,377	15,852	729	-	1	-	68,748	-	1,528	-	48	-	-	7,122	-
Hamburg, Bremen, &c. - - - - -	-	599,533	8,957	16,339	-	96	-	3,713	346	1,145	-	-	-	-	-	-
French European Ports on the Atlantic, - - - - -	-	59,794	41,425	1,687	-	200	435	387,798	-	32,766	-	-	-	-	-	-
Ditto ditto on the Mediterranean, - - - - -	-	11,457	5,628	66	-	-	-	28,431	-	14,385	-	-	-	-	-	-
French West Indies and American colonies, - - - - -	-	1,054	4,495	85	162	-	-	780	-	7,430	51,391	-	-	-	-	-
Bourbon and Mauritius, - - - - -	6,406	12,632	24,006	4	151	-	-	429	20	8	-	-	-	18,151	18,961	-
Spanish European Ports on the Atlantic, - - - - -	-	2,334	1,549	61	-	-	-	9,739	-	45,981	4,960	-	-	-	-	-
Ditto ditto on the Mediterranean, - - - - -	-	2,028	3,472	-	-	-	-	38,000	-	422	-	-	-	-	-	-
Teneriffe and the other Canaries, - - - - -	-	1,219	340	-	-	-	-	12,917	-	3,513	-	-	-	-	-	-
Florida, - - - - -	-	2,433	1,459	220	-	-	-	4,744	-	-	-	-	-	-	-	-
Honduras, Campeachy, and Musquito Shore, - - - - -	-	1,753	2,231	33	-	-	-	-	-	4	-	-	-	-	-	-
Spanish West Indies and American colonies, - - - - -	-	26,881	39,448	10	-	-	-	10	-	30,939	248,724	-	-	-	-	-
Portugal, - - - - -	-	2,627	3,439	32	-	-	-	26,149	79	-	-	-	-	-	-	-
Madeira, - - - - -	-	-	178	-	2,108	-	-	-	-	-	-	-	-	-	-	-
Fayal and the other Azores, - - - - -	-	17,810	3,643	-	-	-	-	-	-	-	-	-	-	-	-	-
Cape de Verd Islands, - - - - -	-	33	-	-	101	-	-	1,795	-	-	-	-	-	-	-	-
Italy, - - - - -	-	3,764	13,633	58	-	-	-	21,289	-	-	-	-	-	-	-	-
Trieste and other Austrian ports on the Adriatic, - - - - -	-	1,784	199	22	-	-	-	-	-	-	-	-	-	-	-	-
Turkey, Levant, and Egypt, - - - - -	-	3,041	25,184	-	-	-	-	716	-	271	-	-	-	-	-	30
China, - - - - -	-	1,076	283	-	-	-	-	-	-	-	-	-	-	-	-	-
Africa, generally, - - - - -	-	15,908	2,653	-	-	-	-	-	-	652	-	-	-	-	-	-
South Seas, - - - - -	-	-	5,569	-	-	-	-	-	-	-	-	-	-	-	-	-
<b>Total,</b> - - - - -	112,179	1,434,856	336,736	69,215	15,515	310	10,174.	673,226	6,356	382,442	390,883	3,949	18,151	26,113	-	-

1806.]

IMPORTS FOR THE YEAR 1806.

711

STATEMENT OF IMPORTS—Continued.

FROM WHENCE IMPORTED.	ARTICLES PAYING SPECIFIC DUTIES.													
	TEAS.		Coffee.	Cocoas.	Chocolate.	SUGARS.			Almonds.	FRUITS.				
	Hyson.	All other.				Brown.	Clayed, &c.	Loaf, Candy, &c.		Currants.	Prunes and Plums.	Figs.	Raisins, Jar & Muscadel.	Raisins, all other.
Pounds.														
Prussia, - - - - -	-	-	-	-	-	-	-	-	-	-	-	-	-	-
Sweden, - - - - -	-	-	-	-	-	-	-	-	-	-	-	-	-	-
Swedish West Indies, - - - - -	-	-	30,038	52	-	657,329	938	-	-	-	-	-	-	-
Denmark and Norway, - - - - -	-	-	9	-	-	-	-	-	-	-	1,150	-	-	-
Danish West Indies, - - - - -	-	-	1,914,395	171,415	17	1,456,124	-	-	-	-	-	-	-	-
Holland, - - - - -	2	-	2	-	2	-	-	-	-	15	-	-	-	-
Dutch West Indies and American colonies, - - - - -	-	-	149,311	35,568	-	469,221	-	-	8	-	-	-	-	-
Dutch East Indies, - - - - -	-	-	900,062	-	-	1,182,653	-	-	-	109	-	-	-	-
England, Man, and Berwick, - - - - -	-	-	-	-	-	-	-	-	-	-	-	-	-	-
Scotland, - - - - -	-	-	-	-	-	-	-	-	-	-	-	-	-	-
Ireland, - - - - -	-	-	-	-	-	-	-	-	-	-	-	-	-	-
Guernsey, Jersey, Sark, and Alderney, - - - - -	-	-	-	-	-	-	-	-	-	-	-	-	-	-
Gibraltar, - - - - -	-	-	-	-	-	-	-	-	-	-	-	-	-	-
British African Ports, - - - - -	-	-	-	-	-	-	-	-	-	-	-	-	-	-
British East Indies, - - - - -	-	-	156	-	-	766,078	-	-	-	-	-	-	-	-
British West Indies, - - - - -	-	-	948,535	565,452	7	3,336,976	168,419	-	-	-	-	-	-	80
Newfoundland and British fisheries, - - - - -	-	-	-	-	-	-	-	-	-	-	-	-	-	-
British American Colonies, - - - - -	-	13,160	2,084	493,162	-	29,306	-	-	-	-	-	-	-	-
Hamburg, Bremen, &c. - - - - -	-	-	-	-	-	-	-	-	-	-	61	100	-	-
French European ports on the Atlantic, - - - - -	-	-	-	-	-	-	-	-	623	-	15,146	73	6,216	-
Do. on the Mediterranean, - - - - -	-	-	-	-	-	-	-	-	2,363	-	-	-	3,176	-
French West Indies and American colonies, - - - - -	-	-	3,423,033	95,422	24	3,242,814	14,410	-	-	-	-	-	-	-
Bourbon and Mauritius, - - - - -	-	-	613,405	-	-	1,157,578	-	-	-	-	-	293	-	-
Spanish European ports on the Atlantic, - - - - -	29	-	-	-	24	-	-	-	-	-	-	-	-	-
Do. on the Mediterranean, - - - - -	-	-	-	-	-	-	-	-	-	-	-	-	-	-
Teneriffe and the other Canaries, - - - - -	-	-	-	-	-	-	-	-	-	-	-	-	-	-
Florida, - - - - -	-	-	58	-	-	450	272	-	-	-	-	142	11,972	5,723
Honduras, Campeachy, and Musquito Shore, - - - - -	-	-	9,732	125	-	-	-	-	-	-	-	-	30,572	10,200
Spanish West Indies and American colonies, - - - - -	-	-	700,549	307,626	489	2,561,787	1,574,506	-	-	-	3,428	12,035	30,572	10,200
Portugal, - - - - -	-	-	-	-	-	-	-	-	-	-	-	1,601	-	53
Madeira, - - - - -	-	-	-	-	-	-	-	-	-	-	-	-	-	-
Fayal and the other Azores, - - - - -	-	-	-	-	-	-	-	1,241	-	-	33	2,140	117	-
Cape de Verd Islands, - - - - -	-	-	-	-	-	-	-	-	-	-	-	-	-	-
Italy, - - - - -	-	-	-	-	-	-	-	-	-	3,010	-	-	-	-
Trieste and other Austrian ports on the Adriatic, - - - - -	-	-	-	-	-	-	-	-	-	-	-	-	395	-
Turkey, Levant, and Egypt, - - - - -	-	-	509	-	-	-	-	949	742	1,198	7,308	3,285	25,798	-
China, - - - - -	-	-	-	-	-	-	-	-	-	-	-	-	-	-
Africa, generally, - - - - -	-	-	-	-	-	-	-	-	-	-	-	-	-	-
South Seas, - - - - -	-	-	-	-	-	-	-	-	-	-	-	-	-	-
Total, - - - - -	31	13,160	8,691,878	1,668,822	563	14,860,216	1,758,545	254	27,473	742	21,676	23,692	55,813	41,774

STATEMENT OF IMPORTS—Continued.

FROM WHENCE IMPORTED.	ARTICLES PAYING SPECIFIC DUTIES.													
	CANDLES.		Cheese.	Soap.	Tallow.	SPICES.							Tobacco manufactured, other than snuff and cigars.	Snuff.
	Tallow.	Wax, &c.				Mace.	Nutmegs.	Cinnamon.	Cloves.	Pepper.	Pimento.	Chinese Cassia.		
	Pounds.													
Prussia, - - - - -	-	-	-	-	-	-	-	-	-	-	-	-	-	-
Sweden, - - - - -	-	-	-	-	-	-	-	-	-	-	-	-	-	-
Swedish West Indies, - - - - -	-	-	-	-	-	-	-	-	732	-	-	-	-	-
Denmark and Norway, - - - - -	-	-	2,597	21,980	-	-	-	-	-	-	-	-	-	-
Danish West Indies, - - - - -	-	-	-	-	-	-	-	-	-	-	-	-	-	-
Holland, - - - - -	-	-	3,260	-	-	-	-	-	-	-	-	-	-	2
Dutch West Indies and American colonies, - - - - -	-	-	-	-	-	-	-	-	-	-	-	-	-	7
Dutch East Indies, - - - - -	-	-	-	-	-	-	-	-	29	-	-	-	-	-
England, Man, and Berwick, - - - - -	-	-	1,369	-	-	373	1,039	-	245	663,871	-	-	-	-
Scotland, - - - - -	-	-	-	-	-	-	-	-	-	-	-	-	-	-
Ireland, - - - - -	-	-	-	-	-	-	-	-	-	-	-	-	-	-
Guernsey, Jersey, Sark, and Alderney, - - - - -	-	-	-	-	-	-	-	-	-	-	-	-	-	-
Gibraltar, - - - - -	-	-	-	-	-	-	-	-	-	-	-	-	-	-
British African ports, - - - - -	-	-	-	-	-	-	-	-	-	-	-	-	-	-
British East Indies, - - - - -	-	-	-	-	-	-	-	-	-	-	-	-	-	-
British West Indies, - - - - -	-	-	724	1,544	-	-	-	97	-	985	267,805	-	-	4,283
Newfoundland and British Fisheries, - - - - -	-	-	-	-	-	-	-	-	-	-	-	-	-	-
British American colonies, - - - - -	-	-	144	-	-	-	-	-	-	-	-	-	-	-
Hamburg, Bremen, &c. - - - - -	-	-	-	-	-	-	-	-	-	4,565	-	-	-	5,287
French European ports on the Atlantic, - - - - -	519	329	14	3,006	-	-	-	-	-	-	-	-	-	-
Do. do. on the Mediterranean, - - - - -	-	-	45	8,118	-	-	-	-	-	-	-	-	-	-
French West Indies and American colonies, - - - - -	-	-	-	-	-	-	-	-	-	-	-	-	-	-
Bourbon and Mauritius, - - - - -	-	-	42	-	89,039	106	3,676	-	-	-	-	-	66	14
Spanish European ports on the Atlantic, - - - - -	-	-	-	636	-	-	-	-	2,668	371,569	-	20,013	-	-
Do. do. on the Mediterranean, - - - - -	-	-	-	100	-	-	-	-	-	-	-	-	-	-
Teneriffe and the other Canaries, - - - - -	-	-	30	-	-	-	-	-	-	-	-	-	-	-
Floridas, - - - - -	-	-	-	-	-	-	-	-	-	-	-	-	-	-
Honduras, Campeachy, and Musquito Shore, - - - - -	-	35	-	-	452	-	-	-	-	-	-	-	130	-
Spanish West Indies and American Colonies, - - - - -	1,287	-	-	-	699,915	-	-	-	-	-	4,737	75	-	-
Portugal, - - - - -	-	-	-	-	-	-	-	-	-	-	5,586	-	-	-
Madeira, - - - - -	-	-	-	-	-	-	-	-	-	-	-	-	-	-
Fayal and the other Azores, - - - - -	-	-	-	-	-	-	-	-	-	-	-	-	-	24
Cape de Verd Islands, - - - - -	-	-	-	-	-	-	-	-	-	-	-	-	-	-
Italy, - - - - -	13,549	-	227	100,010	-	-	-	-	-	-	-	-	-	-
Trieste and other Austrian ports on the Adriatic, - - - - -	-	342	-	142,160	-	-	-	-	-	-	-	-	-	-
Turkey, Levant, and Egypt, - - - - -	-	-	-	-	-	-	-	-	-	-	-	-	-	-
China, - - - - -	-	-	-	-	-	-	-	-	-	-	-	-	-	-
Africa, generally, - - - - -	-	-	-	-	-	-	-	-	-	-	-	-	-	-
South Seas, - - - - -	-	-	-	-	-	-	-	-	-	-	-	-	-	-
Total, - - - - -	15,355	706	8,452	277,554	789,406	479	4,715	97	3,674	1,240,990	278,128	20,088	196	9,617

## STATEMENT OF IMPORTS—Continued.

FROM WHENCE IMPORTED.	ARTICLES PAYING SPECIFIC DUTIES.												
	Indigo.	Cotton.	POWDER.		Starch.	Glue.	IRON.		Nails and Spikes.	PAINTS.			
			Hair.	Gun.			Anchors and Sheet.	Slit and Hoop.		Yellow Ochre, in oil.	Yellow Ochre, dry.	Spanish Brown.	White and Red Lead.
Pounds.													
Prussia, - - - - -	-	-	-	-	-	-	-	-	-	-	-	-	-
Sweden, - - - - -	105	-	-	-	-	-	9,933	-	-	-	-	-	-
Swedish West Indies, - - - - -	-	-	-	-	-	470	-	-	-	-	-	-	-
Denmark and Norway, - - - - -	731	195,090	-	1,025	-	-	-	-	-	-	-	-	-
Danish West Indies, - - - - -	-	-	-	2	-	-	-	-	-	-	-	-	-
Holland, - - - - -	204	11,678	-	-	-	-	-	-	-	-	-	-	-
Dutch West Indies and American Colonies, - - - - -	-	-	-	-	-	-	-	-	-	-	-	-	-
Dutch East Indies, - - - - -	133	-	-	25	-	-	-	-	-	-	-	-	-
England, Man, and Berwick, - - - - -	-	-	-	987	-	-	-	11,312	29,001	300	5,317	489	217,908
Scotland, - - - - -	-	-	-	4,247	-	-	-	-	-	-	-	-	-
Ireland, - - - - -	-	-	-	-	-	-	-	-	240	-	-	-	-
Guernsey, Jersey, Sark, and Alderney, - - - - -	-	-	-	-	-	-	-	-	-	-	-	-	-
Gibraltar, - - - - -	-	-	-	-	-	-	-	-	-	-	-	-	-
British African Ports, - - - - -	-	-	-	-	-	-	-	-	-	-	-	-	-
British East Indies, - - - - -	5,034	60,862	-	-	-	-	-	-	-	-	-	-	-
British West Indies, - - - - -	3,216	30,515	-	872	261	-	3,817	-	-	-	-	-	-
Newfoundland and British Fisheries, - - - - -	-	-	-	-	-	-	-	-	4,130	-	-	-	-
British American Colonies, - - - - -	-	-	-	190	-	-	4,179	-	-	-	-	-	-
Hamburg, Bremen, &c. - - - - -	-	-	-	-	-	-	-	-	12,538	-	-	-	117
French European ports on the Atlantic, - - - - -	-	281	20	-	-	-	-	-	-	-	-	-	-
French European ports on the Mediterranean, - - - - -	-	-	-	-	-	-	-	-	-	-	-	-	-
French West Indies and American Colonies, - - - - -	-	107,059	-	-	36	-	-	-	-	-	-	-	-
Bourbon and Mauritius, - - - - -	36,445	3,553	-	-	-	-	-	-	-	-	-	-	-
Spanish European ports on the Atlantic, - - - - -	-	-	-	-	-	-	-	-	-	-	-	-	-
Spanish European ports on the Mediterranean, - - - - -	-	-	-	-	-	-	-	-	-	-	-	-	-
Teneriffe and the other Canaries, - - - - -	-	70,227	-	-	-	-	-	-	-	-	-	-	-
Floridas, - - - - -	-	-	-	-	-	-	-	-	-	-	-	-	-
Honduras, Campeachy, and Musquito Shore, - - - - -	12,695	-	-	-	106	-	-	-	-	-	-	-	-
Spanish West Indies and American Colonies, - - - - -	592	307	-	-	-	-	-	-	-	-	-	-	-
Portugal, - - - - -	-	-	-	-	-	-	-	-	-	-	-	-	-
Madeira, - - - - -	-	-	-	-	-	-	-	-	-	-	-	-	-
Fayal and the other Azores, - - - - -	-	-	-	-	-	-	-	-	-	-	-	-	-
Cape de Verd Islands, - - - - -	-	-	-	-	-	-	-	-	-	-	-	-	-
Italy, - - - - -	-	-	-	-	-	-	-	-	-	-	-	-	-
Trieste and other Austrian ports on the Adriatic, - - - - -	-	-	-	-	-	-	-	-	-	-	-	-	-
Turkey, Levant, and Egypt, - - - - -	-	-	-	-	-	-	-	-	-	-	-	-	-
China, - - - - -	-	-	-	-	-	-	-	-	-	-	-	-	-
Africa, generally, - - - - -	-	-	-	-	-	-	-	-	-	-	-	-	-
South Seas, - - - - -	-	-	-	-	-	-	-	-	-	-	-	-	-
Total, - - - - -	59,145	479,572	20	7,348	403	470	17,929	11,312	45,909	300	5,317	489	218,025

STATEMENT OF IMPORTS—Continued.

FROM WHENCE IMPORTED.	ARTICLES PAYING SPECIFIC DUTIES.												
	Lead, and Manufactures of Lead.	Seines.	CORDAGE.		Cables.	Steel.	Hemp.	Twine and Pack Thread.	Glauber Salts.	Salt.		Coal.	FISH.
			Tarred.	Untarred.						Foreign caught, dried.			
	Pounds.			Cwt.					Pounds.	Bushels.	Bushels.	Quintals.	
Prussia, - - - - -	-	-	20,398	-	-	-	311	-	-	-	2,910	-	-
Sweden, - - - - -	-	-	-	-	-	-	-	-	-	-	-	-	-
Swedish West Indies, - - - - -	-	-	-	-	-	-	-	-	-	-	-	-	-
Denmark and Norway, - - - - -	-	-	24,535	-	13,923	-	159	1	2	-	-	-	-
Danish West Indies, - - - - -	70	-	-	-	-	-	-	-	-	-	-	-	-
Holland, - - - - -	12	-	-	-	-	-	-	4	-	-	4	35	-
Dutch West Indies and American Colonies, - - - - -	324	-	-	-	-	-	-	-	-	5,852	1,900	-	-
Dutch East Indies, - - - - -	-	-	-	-	-	-	-	-	-	-	-	-	-
England, Man, and Berwick, - - - - -	1,006,835	-	-	-	-	457	-	-	3	5,428,773	82,291	37,031	-
Scotland, - - - - -	-	-	-	-	-	-	-	-	-	-	-	39,357	-
Ireland, - - - - -	-	-	-	-	-	-	-	-	-	305,444	-	884	-
Guernsey, Jersey, Sark, and Alderney, - - - - -	-	-	-	-	-	-	-	-	-	-	-	-	-
Gibraltar, - - - - -	-	-	-	-	-	-	-	-	-	-	-	-	-
British African Ports, - - - - -	-	-	-	-	-	-	-	-	-	-	-	-	-
British East Indies, - - - - -	-	-	-	-	-	-	-	-	-	-	-	-	-
British West Indies, - - - - -	861	-	5,420	-	-	26	-	-	-	1,318,261	23,454	408	2
Newfoundland and British fisheries, - - - - -	-	-	-	-	-	-	-	-	-	-	-	303	-
British American colonies, - - - - -	1,518	-	-	-	-	-	-	-	-	-	-	834	101,637
Hamburg, Bremen, &c. - - - - -	47,053	-	-	-	-	44	283	2	1	794,101	-	-	51,780
French European ports on the Atlantic, - - - - -	-	362	3,038	164	1,600	3	-	2	-	718,872	26,694	-	-
Do. on the Mediterranean, - - - - -	-	-	-	-	-	-	-	-	-	-	-	-	-
French West Indies and American Colonies, - - - - -	493	-	-	-	-	-	-	-	-	-	-	-	-
Bourbon and Mauritius, - - - - -	-	-	-	-	-	-	-	-	-	-	-	-	-
Spanish European ports on the Atlantic, - - - - -	-	-	-	-	-	-	-	-	-	831,553	6,449	-	-
Do. on the Mediterranean, - - - - -	-	-	-	-	-	-	-	-	-	262,048	-	-	-
Teneriffe and the other Canaries, - - - - -	-	-	-	-	-	-	-	-	-	1,166	-	-	-
Floras, - - - - -	-	-	-	-	-	-	-	-	-	-	-	-	-
Honduras, Campeachy, and Musquito Shore, - - - - -	-	-	-	-	-	-	-	-	-	-	-	-	-
Spanish West Indies and American Colonies, - - - - -	-	-	-	-	-	-	234	-	-	27,511	-	-	-
Portugal, - - - - -	-	-	-	-	-	-	-	-	-	4,778,918	19,122	-	-
Madeira, - - - - -	-	-	-	-	-	-	-	-	-	-	-	-	-
Fayal and the other Azores, - - - - -	-	-	-	-	-	-	-	-	-	-	1,425	-	-
Cape de Verd Islands, - - - - -	-	-	-	-	-	-	-	-	-	176,500	29,953	-	-
Italy, - - - - -	-	-	-	1,220	-	-	-	-	-	960,094	-	-	-
Trieste and other Austrian ports on the Adriatic, - - - - -	-	-	-	-	-	-	-	-	-	-	-	-	-
Turkey, Levant, and Egypt, - - - - -	-	-	-	-	-	-	-	-	-	-	-	-	-
China, - - - - -	-	-	-	-	-	-	-	-	-	-	-	-	-
Africa, generally, - - - - -	-	-	-	-	-	-	-	1	-	-	187	-	-
South Seas, - - - - -	-	-	-	-	-	-	-	-	-	-	-	-	-
Total, - - - - -	1,057,166	362	53,391	1,384	15,523	530	987	10	6	15,609,093	194,389	78,852	153,419

1808.]

IMPORTS FOR THE YEAR 1806.

715

STATEMENT OF IMPORTS—Continued.

FROM WHENCE IMPORTED.	ARTICLES PAYING SPECIFIC DUTIES.												
	FISH, PICKLED.			GLASS.				Cigars.	Boots.	SHOES AND SLIPPERS.			Cards, Playing.
	Salmon.	Mackerel.	All other.	Black Quart Bottles.	Window.					Silk.	Morocco, Kid, &c.	Children's.	
					Not above 8 inches by 10.	Not above 10 by 12.	All above 10 by 12.						
Barrels.			Groce.	100 square feet.			M.	Pairs.			Packs.		
Prussia, - - - - -	-	-	-	-	-	-	-	-	-	-	-	-	-
Sweden, - - - - -	-	-	-	-	-	-	-	-	-	-	-	-	-
Swedish West Indies, - - - - -	-	-	-	-	309	179	38	-	-	-	-	-	-
Denmark and Norway, - - - - -	-	-	-	9	314	188	77	-	23	-	85	-	-
Danish West Indies, - - - - -	-	-	-	1	-	-	-	2	-	-	-	-	-
Holland, - - - - -	-	-	-	1	4	3	8	-	-	-	402	63	-
Dutch West Indies and American Colonies, - - - - -	-	-	-	1	-	-	-	3	-	-	-	-	-
Dutch East Indies, - - - - -	-	-	-	2	-	-	-	-	-	-	-	-	-
England, Man, and Berwick, - - - - -	-	-	-	4,539	438	21	10	-	23	-	13	-	-
Scotland, - - - - -	-	-	-	-	-	-	261	-	-	-	2	2	-
Ireland, - - - - -	-	-	-	-	-	-	-	-	12	-	60	-	-
Guernsey, Jersey, Sark, and Alderney, - - - - -	-	-	-	36	-	-	-	-	-	-	-	-	-
Gibraltar, - - - - -	-	-	-	15	-	-	-	-	-	-	-	-	-
British African Ports, - - - - -	-	-	-	-	-	-	-	-	-	-	-	-	-
British East Indies, - - - - -	-	-	-	-	-	-	-	-	-	-	-	-	-
British West Indies, - - - - -	-	-	50	57	8	-	-	723	-	25	61	-	144
Newfoundland and British Fisheries, - - - - -	2,788	13	480	-	-	-	-	-	-	-	-	-	-
British American colonies, - - - - -	5,534	12,773	11,999	2	16	-	51	142	-	6	468	-	-
Hamburg, Bremen, &c. - - - - -	-	-	2	119	273	2	43	-	-	-	37	-	-
French European Ports on the Atlantic, - - - - -	-	-	-	1,082	2	-	6	-	62	289	1,134	244	4,728
Do. do. do. do. Mediterranean, - - - - -	-	-	-	13	-	-	-	-	-	-	300	200	-
French West Indies and American Colonies, - - - - -	-	-	-	28	-	-	-	-	-	-	-	-	-
Bourhon and Mauritius, - - - - -	-	-	-	10	-	-	-	11	-	-	-	-	-
Spanish European Ports on the Atlantic, - - - - -	-	-	-	7	-	-	-	-	-	4	-	-	-
Do. do. do. do. Mediterranean, - - - - -	-	-	-	15	-	-	-	-	-	-	-	-	-
Teneriffe and the other Canaries, - - - - -	-	-	-	-	-	-	-	-	-	-	-	-	-
Florida, - - - - -	-	-	-	-	-	-	-	19	-	-	-	-	-
Honduras, Campeachy, and Musquito Shore, - - - - -	-	-	-	-	-	-	-	-	-	-	-	-	-
Spanish West Indies and American colonies, - - - - -	-	-	-	-	-	-	-	1,651	-	-	-	-	-
Portugal, - - - - -	-	-	-	-	-	-	-	-	-	-	-	-	-
Madeira, - - - - -	-	-	-	-	-	-	-	-	-	-	-	-	-
Fayal and the other Azores, - - - - -	-	-	-	-	-	-	9	-	-	-	-	-	-
Cape de Verd Islands, - - - - -	-	-	-	-	-	-	-	-	-	-	-	-	-
Italy, - - - - -	-	-	-	-	-	-	-	-	-	-	-	-	-
Trieste and other Austrian ports on the Adriatic, - - - - -	-	-	-	-	-	-	-	-	-	-	-	-	-
Turkey, Levant, and Egypt, - - - - -	-	-	-	-	-	-	-	-	-	-	-	-	-
China, - - - - -	-	-	-	-	-	-	-	-	-	-	-	-	-
Africa, generally, - - - - -	-	-	-	-	-	-	-	-	-	-	-	-	-
South Seas, - - - - -	-	-	-	-	-	-	-	-	-	-	-	-	-
Total, - - - - -	8,322	12,786	12,531	5,937	1,364	393	503	2,551	120	324	2,562	509	4,872

TREASURY DEPARTMENT, Register's Office, January 27, 1808.

JOSEPH NOURSE, Register.



10th CONGRESS.]

No. 124.

[1st Session.]

## NON-INTERCOURSE WITH ST. DOMINGO.

COMMUNICATED TO THE SENATE, FEBRUARY 10, 1808.

Mr. ADAMS, from the committee to whom was referred, on the 16th of January last, the memorial of Joseph Chase and Jared Gardner, agents to and on behalf of the owners of the ship *Manilla* and cargo, made the following report:

The material facts stated in the memorial appear to be these:

That the act of Congress, suspending the commercial intercourse between the United States and certain parts of the island of St. Domingo, passed the 28th of February, 1806, and expired by its own limitation in one year from that day.

That, by an act passed on the 24th of February, 1807, this suspension was continued until the present session of Congress.

That, by a provision in the first of these acts, its operation was to commence from and after notice of its passage to the several collectors; which provision was omitted in the second.

That, on the 7th of March, 1807, after the expiration of the act first abovementioned, and before the renewal of the suspension was known to the memorialists or to the collector of the customs in the island of Nantucket, they obtained from him a regular clearance for the ship *Manilla* and her cargo, for Gonaives, in the said island of St. Domingo, in pursuance of which the vessel sailed, and was, by the latest advices, lying at Port au Prince, laden, and waiting for orders from the owners, who are desirous of ordering her to proceed for some port in the United States, with her cargo.

That complaint having been made to the collector of the port of Nantucket, he had noted his intention to seize the vessel and cargo, on her return from the voyage, for the purpose of having them condemned, as forfeited for infraction of the last mentioned act of 24th February, 1807.

That, after notice of this complaint, the memorialists petitioned the district judge for the district of Massachusetts, who examined and transmitted to the Secretary of the Treasury, a statement of the facts, with the application of the memorialists, for the exercise of the mitigating power vested by law in him.

That the Secretary of the Treasury declined interfering until the law should have had its full operation, on a doubt entertained by him whether the renewal of the suspension was not really known, in the island of Nantucket, at the time of the clearance and departure of the vessel; which fact, he supposed, would best be ascertained upon the trial after the seizure should take place.

Under these circumstances, the memorialists have applied to Congress for relief. And your committee, highly approving the vigilance and caution which governed the Secretary of the Treasury, in his determination on the case, are, however, of opinion, that the request of the memorialists is reasonable and ought to be granted.

They observe, that the collector of Nantucket, in his affidavit, exhibited before the district judge of Massachusetts, declares, upon oath, that, at the time when the *Manilla* cleared out, he had no knowledge of the act by which the suspension of the trade with St. Domingo was continued; and that he has no reason to believe that the memorialists had any knowledge of it. To corroborate this evidence, the committee remark that it was scarcely possible it should have been known there, even by any extraordinary course of conveyance, in so short a time, and at that particular season of the year.

As the option of ordering their ship to the United States must, at all events, remain with the memorialists, they might, with some reason, hesitate in their decision, if they should have reason to expect that still more decisive proof of a negative kind will be required on the trial, to redeem them from the penalties of the forfeiture. Nor does it appear just or necessary to expose them to the necessity of exhibiting such proofs, and incurring the expenses and trouble of a trial, at a distance from their own residence, if they should find their interest in ordering the vessel to return to a port in some other district of the United States than their own.

With these impressions, the committee request leave to report a bill for the relief of the memorialists, and conformable to the prayer of their petition.

10th CONGRESS.]

No. 125.

[1st Session.]

## EXTENSION OF CREDIT FOR DUTIES ON IMPORTS, AND ALTERATIONS IN THE EMBARGO LAWS.

COMMUNICATED TO THE HOUSE OF REPRESENTATIVES, FEBRUARY 11, 1808.

TREASURY DEPARTMENT, *January 16th*, 1808.

SIR:

I had the honor to receive your letter of the 12th instant, requesting to be informed whether any inconvenience can arise from an extension of credit for duties on imported goods, as contemplated by the resolution referred, on the 7th instant, by the House of Representatives, to the Committee of Commerce and Manufactures.

If it was practicable to confine the extension of credit to those articles which *would* have been exported, had not the embargo taken place, no inconvenience could arise to the revenue from such extension. But, if the indulgence is intended to apply to all the articles which *might* have been exported, the revenue will be sensibly affected.

As it is impossible to ascertain what articles would actually have been exported, I do not perceive any other practicable mode of granting relief than that which was adopted during the embargo of 1794, viz: a selection of those imported articles only, the greater portion of which is usually re-exported. These are, coffee, pepper, sugar, indigo, and cocoa; to which French wines might be added, were they not of so perishable a nature that the deposit would not secure the duties.

It will also be necessary that the deposit should be to the full amount of the goods for the duties on which an extension of credit is asked, and that the duties should be paid, from time to time, on any parcel taken, by the owner, from the public stores.

As connected with this subject, permit me to mention the numerous cases of foreign goods actually put on board of vessels which have been detained by the embargo. It appears to me that, on the one hand, it would be improper to issue debentures and pay drawback on goods which have not been, and may never be, exported; whilst, on the other, it would be unjust to require, and, perhaps, difficult to recover, the immediate payment of duties which may

be due on the importation of such goods. The extension of credit proposed for coffee, sugar, and pepper, might, without any inconvenience, be granted, in all those cases, whatever the species of the goods might be, and the merchandise, at the option of the owner, either be deposited in the public stores, or remain on board the vessels, under the special care of an inspector.

An examination of the embargo acts induces me to believe that there are some defects, which might be provided for, and which I embrace this opportunity of mentioning.

1. Vessels not registered nor licensed, and having no sea letters, such as all vessels under five tons, ought, I think, to give a permanent bond, in the manner provided for licensed vessels, by the proviso of the second section of the supplementary act. This is particularly necessary, in order to prevent infractions of the law on those waters which divide the United States from the British or Spanish colonies.

2. A term should be fixed, by law, for relanding, within the United States, the cargoes of vessels clearing from one port to another, making the penalty of the bond to attach, if proof of such landing be not given within such term.

3. It will be very difficult to prove infractions of the law by vessels employed in the fisheries; nor do I perceive any better means to guard against a part of their *fishing fare* being sold on the banks, and only a part being brought into the United States, than the oath of the master and mate, on the return of the vessel.

That other defects will be discovered, and difficulties experienced, which are not now foreseen, cannot be doubted. But those three points seem to require immediate attention.

I have the honor to be, respectfully, sir, your obedient servant,

ALBERT GALLATIN.

Hon. THOMAS NEWTON,

*Chairman of the Committee of Commerce and Manufactures.*

[10th CONGRESS.]

No. 126.

[1st SESSION.]

EXPORTS FOR THE YEAR ENDING SEPTEMBER 30, 1807.

COMMUNICATED TO THE HOUSE OF REPRESENTATIVES, MARCH 1, 1808.

TREASURY DEPARTMENT, *February 27, 1808.*

SIR:

I have the honor to transmit, herewith, a statement of goods, wares, and merchandise, exported from the United States, during one year, prior to the first day of October, 1807, and amounting to 108,343,150 dollars.

The goods, wares, and merchandise, of domestic growth or manufacture, included in this statement, are estimated at

And those of foreign growth or manufacture, at	-	\$48,699,592
	-	59,643,558

\$108,343,150

The foreign goods may be divided into three classes, viz.

1st. Articles, on the importation of which no duty had been collected, they being free of duty by law,	-	\$2,080,114
2d. Articles liable to duty, and which were, on re-exportation thereof, entitled to drawback,	-	48,205,943
3d. Articles liable to duty, but which were not, on re-exportation thereof, entitled to drawback,	-	9,357,501
		<u>\$59,643,558</u>

The duties collected on the importation of the articles of the 3d class, and which, not being paid by consumers within the United States, are derived directly from the carrying trade, amount to 1,393,877 dollars, exclusively of the additional duties designated by the name of "Mediterranean fund."

The articles of domestic growth or manufacture, exported during the period aforesaid, may be arranged under the following heads, viz:

Produce of the Sea,	-	\$2,804,000
Forest,	-	5,476,000
Agriculture,	-	37,832,000
Manufactures,	-	2,409,000
Uncertain,	-	179,000
		<u>\$48,700,000</u>

I have the honor to be, with great respect, sir, your obedient servant,

ALBERT GALLATIN.

The Honorable the SPEAKER of the House of Representatives.

Statement of Exports, the produce and manufacture of the United States, commencing the 1st of October, 1806, and ending the 30th September, 1807.

SPECIES OF MERCHANDISE.		Quantity or Value.	SPECIES OF MERCHANDISE.		Quantity or Value.
Fish, dried or smoked,	quintals,	473,924	Rice,	tierces,	94,692
pickled,	barrels,	57,621	Indigo,	pounds,	18,097
do.	kegs,	13,743	Cotton, Sea Island,	do.	8,926,011
Oil, Spermaceti,	gallons,	44,339	Other,	do.	55,018,448
Whale and other Fish,	do.	932,797	Tobacco,	hhd.	62,232
Whalebone,	pounds,	104,635	Flaxseed,	bushels,	301,242
Spermaceti Candles,	do.	172,132	Hops,	pounds,	20,492
Wood, Staves and Headings,	thous'd,	37,701	Mustard,	do.	3,817
Shingles,	do.	76,890	Wax,	do.	318,636
Hoops and Poles,	do.	3,621	Household Furniture,	dollars,	113,571
Boards, Plank, and Scantling,	M. feet,	79,424	Coaches and other Carriages,	do.	25,390
Hewn Timber,	tons,	48,855	Hats,	do.	89,653
Lumber of all kinds,	dollars,	90,469	Saddlery,	do.	14,252
Masts and Spars,	do.	21,084	Beer, Porter, and Cider, in casks,	gallons,	185,359
Oak Bark and other Dye,	do.	19,064	in bottles,	dozens,	10,794
All manufactures of,	do.	191,792	Boots,	pairs,	8,053
Naval stores, Tar,	barrels,	59,282	Shoes, Silk,	do.	4,068
Pitch,	do.	5,099	Do. Leather,	do.	119,464
Rosin,	do.	3,802	Candles, Tallow,	pounds,	1,562,847
Turpentine,	do.	53,451	Do. Wax,	do.	361
Ashes, Pot,	tons,	5,852	Soap,	do.	2,317,398
Pearl,	do.	2,773	Starch,	do.	24,870
Skins and Furs,	dollars,	851,609	Hair Powder,	do.	2,483
Ginseng,	pounds,	368,207	Snuff,	do.	46,077
Beef,	barrels,	84,209	Tobacco manufactured,	do.	228,875
Pork,	do.	39,274	Leather,	do.	336,414
Hams and Bacon,	pounds,	1,311,246	Maple and other brown Sugar,	do.	17,400
Tallow,	do.	53,115	Bricks,	M.	837
Butter,	do.	1,963,480	Spirits, from grain,	gallons,	32,767
Cheese,	do.	879,697	Bark, Essence of	do.	25
Lard,	do.	1,815,998	Linseed Oil,	do.	5,037
Hides,	number,	4,801	Spirits of Turpentine,	do.	8,146
Horned Cattle,	do.	8,148	Canvass and Sail Cloth,	pieces,	100
Horses,	do.	4,750	Cables and cordage,	cwt.	6,745
Mules,	do.	704	Cards, Wool and Cotton,	dozens,	2,007
Sheep,	do.	5,698	Iron, Pig,	tons,	114
Hogs,	do.	1,831	Do. Bar,	do.	132
Poultry,	dozens,	2,951	Do. Nails,	pounds,	336,321
Wheat,	bushels,	1,173,114	Do. Castings,	dollars,	55,394
Indian Corn,	do.	612,421	Do. all other manufactures of		
Rye,	do.	6,650	Iron, or Iron and Steel,	do.	41,239
Oats,	do.	65,277	Spirits, from molasses,	gallons,	765,916
Barley,	do.	4,893	Sugar, refined,	pounds,	122,586
Buckwheat,	do.	66	Chocolate,	do.	11,389
Beans,	do.	22,226	Gunpowder,	do.	80,287
Peas,	do.	25,891	Copper or Brass, and Copper manufactured,	dollars,	12,742
Potatoes,	do.	97,694	Medicinal Drugs,	do.	16,724
Apples,	barrels,	9,327	Merchandise, and all other articles not enumerated, manufactured,	do.	289,092
Flour,	do.	1,249,819	Merchandise and all other articles not enumerated, raw produce,	do.	178,740
Meal, Rye,	do.	29,067	Total value of the foregoing statement,	Dollars,	48,699,592
Indian,	do.	136,460			
Buckwheat,	do.	30			
Ship Stuff,	cwt.	2,580			
Biscuit or ship Bread,	barrels,	102,431			
Do.	kegs,	37,157			

Statement of Exports, the produce and manufacture of foreign countries, commencing the 1st October, 1806, and ending the 30th September, 1807.

SPECIES OF MERCHANDISE.	Quantity or Value.		
	Entitled to Drawback.	Not entitled to Drawback.	Total.
Value of goods free of duty,			
at 12½ per cent.		2,080,114	2,080,114
at 15 do.	9,576,867	4,558,062	14,134,929
at 20 do.	1,398,408	808,975	2,197,383
Wines, Malmsey Madeira and London particular,	82,084	69,997	152,081
All other Madeira,	35,200	11,181	46,381
Burgundy, Champaign, &c.	31,071	2,430	33,551
Sherry and St. Lucar,	2,347	238	2,585
Claret, &c. in bottles or cases,	47,389	6,394	53,783
Lisbon, Oporto, &c.	492,601	30,524	513,125
Teneriffe, Fayal, &c.	17,732	10,118	27,850
All other,	163,389	35,597	198,986
Spirits, from grain,	2,187,177	117,037	2,304,214
other materials,	225,597	10,197	235,794
	1,181,048	205,285	1,386,333

## STATEMENT OF EXPORTS—Continued.

SPECIES OF MERCHANDISE.	Quantity or Value.		
	Entitled to Drawback.	Not entitled to Drawback.	Total.
Molasses, - - - - -	gallons, 27,587	13,360	40,957
Beer, Ale, and Porter, - - - - -	do. 22,503	3,273	25,776
Teas, Bohea, - - - - -	pounds, 112,870	2,045	114,915
Souchong and other black, - - - - -	do. 830,413	95,656	926,069
Hyson, Imperial, &c. - - - - -	do. 512,207	97,112	609,319
Other green, - - - - -	do. 882,049	130,709	1,012,758
Coffee, - - - - -	do. 23,246,973	875,600	24,122,573
Cocoa, - - - - -	do. 7,831,369	709,155	8,540,524
Chocolate, - - - - -	do. 736	-	736
Sugar, Brown, &c. - - - - -	do. 102,102,878	3,619,003	105,721,881
White, clayed, or powdered, - - - - -	do. 34,307,432	3,090,292	37,397,724
Almonds, - - - - -	do. 204,519	41,213	245,732
Fruits, Currants, - - - - -	do. 52,846	2,749	55,595
Prunes and Plums, - - - - -	do. 26,517	11,060	37,577
Figs, - - - - -	do. 31,548	4,841	36,389
Raisins, in jars, boxes, and Muscadel, - - - - -	do. 154,037	64,894	218,931
all other - - - - -	do. 239,095	50,112	289,207
Candles, Tallow, - - - - -	do. 294,094	7,376	301,470
Wax or Spermaceti, - - - - -	do. 355	30	385
Cheese, - - - - -	do. 563,406	15,767	579,173
Soap, - - - - -	do. 1,363,210	60,155	1,423,365
Tallow, - - - - -	do. 110,912	5,555	116,467
Spices, Mace, - - - - -	do. 6,997	431	7,428
Nutmegs, - - - - -	do. 7,577	1,893	9,470
Cinnamon, - - - - -	do. 8,246	1,118	9,364
Cloves, - - - - -	do. 31,977	5,328	37,305
Pepper, - - - - -	do. 3,351,594	855,572	4,207,166
Pimento, - - - - -	do. 666,057	8,832	674,889
Chinese Cassia, - - - - -	do. 73,879	23,327	197,206
Tobacco, manufactured, other than snuff and cigars, - - - - -	do. 6,129	1,000	7,129
Snuff, - - - - -	do. 11,841	1,850	13,691
Indigo, - - - - -	do. 805,470	58,675	864,145
Cotton, - - - - -	do. 1,910,227	758,051	2,668,278
Powder, Hair, - - - - -	do. 432	-	432
Gun, - - - - -	do. 41,625	52,028	93,653
Starch, - - - - -	do. 170	-	170
Glue, - - - - -	do. 657	-	657
Iron, Anchors and Sheet, - - - - -	do. -	26,242	26,242
Slit and Hoop, - - - - -	do. 171,469	41,373	212,842
Nails, - - - - -	do. 772,671	179,879	952,550
Spikes, - - - - -	do. -	2,628	2,628
Quicksilver, - - - - -	do. 41,526	6,406	47,932
Paints, Ochre, Yellow, in Oil, - - - - -	do. 202	890	1,092
Dry Yellow, - - - - -	do. 7,858	10,063	17,921
Spanish Brown, - - - - -	do. 8,010	3,627	11,637
White and Red Lead, - - - - -	do. 17,304	20,521	37,825
Lead, and manufactures of Lead, - - - - -	do. 314,070	7,417	321,487
Cordage, tarred, - - - - -	do. 168,904	20,707	189,611
Cables, - - - - -	do. 18,574	11,218	29,792
Steel, - - - - -	cwt. 14,581	27,295	41,876
Hemp, - - - - -	do. -	469	469
Twine and Packthread, - - - - -	do. -	339	339
Glauber Salts, - - - - -	do. -	57	57
Salt, weighing more than 56 lbs. per bushel, - - - - -	pounds, 2,108,889	121,302	2,230,191
weighing 56 lbs. or less, - - - - -	bushels, 48,738	4,287	53,025
Coal, - - - - -	do. 4,430	4,544	8,974
Fish, Foreign caught, dried, - - - - -	quintals, -	180,569	180,569
Pickled, Salmon, - - - - -	barrels, -	2,812	2,812
Mackerel, - - - - -	do. -	4,902	4,902
all other, - - - - -	do. -	13,596	13,596
Glass, Black quart bottles, - - - - -	groce, 3,959	1,611	5,570
Window, not above 8 inches by 10, - - - - -	100 sq. ft. 69	68	137
not above 10 inches by 12, - - - - -	do. 21	3	24
All above 10 inches by 12, - - - - -	do. 97	2	99
Cigars, - - - - -	M. 1,862	531	2,393
Boots, - - - - -	pairs, 27	-	27
Shoes and Slippers, Silk, - - - - -	do. 14,646	2,028	16,674
Kid, Morocco, &c. for men and women, - - - - -	do. 18,099	2,511	20,610
all other for children, - - - - -	do. 1,944	600	2,544
Cards, Playing - - - - -	packs, 289	4,600	4,889
Value, - - - - -	Dollars, 48,205,943	11,437,615	59,643,558

*A Summary of the Value and Destination of the Exports of the United States, agreeably to the preceding statement.*

	Domestic Pro- duce.	Foreign Pro- duce.	Total value to the dominions of each Power.
Russia, - - - - -	78,850	366,367	445,217
Sweden, - - - - -	56,157	38,567	
Swedish West Indies, - - - - -	416,509	911,155	1,422,388
Denmark and Norway, - - - - -	572,150	836,468	
Danish West Indies, - - - - -	1,614,711	1,505,988	4,529,317
Holland, - - - - -	3,098,234	13,086,160	
Dutch West Indies and American Colonies, - - - - -	496,010	307,366	
Dutch East Indies, - - - - -	79,880	360,836	
Cape of Good Hope, - - - - -	67,241	94,316	17,590,043
England, Man, and Berwick, - - - - -	16,828,757	1,881,289	
Scotland, - - - - -	2,449,941	117,261	
Ireland, - - - - -	1,631,854	28,832	
Guernsey, Jersey, Sark, and Alderney, - - - - -	211,780	268	
Gibraltar, - - - - -	119,332	131,221	
British African Ports, - - - - -	3,273	1,788	
British East Indies, - - - - -	11,665	82,701	
British West Indies, - - - - -	5,322,276	630,361	
Newfoundland and British Fisheries, - - - - -	208,611	58,881	
British American Colonies, - - - - -	1,129,588	165,944	31,015,623
Hamburg, Bremen, the other Hanse Towns, &c., - - - - -	912,225	2,248,057	3,160,282
French European Ports on the Atlantic, - - - - -	2,507,707	9,150,795	
Do. do. do. on the Mediterranean, - - - - -	208,434	1,164,883	
French West Indies and American Colonies, - - - - -	2,901,516	2,968,816	
Bourbon and Mauritius, - - - - -	145,247	149,191	19,196,589
Spanish European Ports on the Atlantic, - - - - -	797,017	2,566,532	
Do. do. do. on the Mediterranean, - - - - -	384,214	981,375	
Teneriffe and the other Canaries, - - - - -	158,720	206,659	
Manilla and Philippine Islands, - - - - -	519	23,352	
Floridas, - - - - -	40,757	39,996	
Honduras, Campeachy, and Musquito Shore, - - - - -	146,876	537,478	
Spanish West Indies and American Colonies, - - - - -	2,470,472	9,870,753	18,224,720
Portugal, - - - - -	829,313	159,173	
Madeira, - - - - -	528,375	69,194	
Fayal and the other Azores, - - - - -	21,957	14,976	
Cape de Verd Islands, - - - - -	15,237	44,413	
Coast of Brazil, and other American colonies, - - - - -	4,734	144	1,687,516
Italy, - - - - -	250,257	5,499,722	5,749,979
Trieste and other Austrian Ports on the Adriatic, - - - - -	23,263	567,992	591,255
Malta, - - - - -	-	1,504	1,504
Turkey, Levant, and Egypt, - - - - -	4,520	424,855	429,375
Morocco and Barbary States, - - - - -	8,358	34,984	43,342
China, - - - - -	84,022	113,258	197,280
East Indies, generally, - - - - -	317,163	593,443	910,606
West Indies, generally, - - - - -	1,126,279	440,222	1,566,501
Europe, generally, - - - - -	31,505	41,191	72,696
Africa, generally, - - - - -	369,924	1,026,632	1,396,556
South Seas, - - - - -	3,385	5,266	8,651
Northwest Coast of America, - - - - -	10,777	92,933	103,710
Total, - - - - - Dollars,	48,699,592	59,643,558	108,343,150

*A Summary of the Value of the Exports from each State.*

	Domestic.	Foreign.	Total.
New Hampshire,	365,950	314,072	680,022
Vermont,	148,469	55,816	204,285
Massachusetts,	6,185,748	13,926,377	20,112,125
Rhode Island,	741,988	915,576	1,657,564
Connecticut,	1,519,083	105,644	1,624,727
New York,	9,957,416	16,400,547	26,357,963
New Jersey,	36,063	5,123	41,186
Pennsylvania,	4,809,616	12,055,128	16,864,744
Delaware,	77,695	151,580	229,275
Maryland,	4,016,699	10,282,285	14,298,984
*District of Columbia,	1,363,352	83,026	1,446,378
Virginia,	4,393,521	367,713	4,761,234
North Carolina,	740,933	4,229	745,162
South Carolina,	7,129,365	3,783,199	10,912,564
Georgia,	3,710,776	34,069	3,744,845
Ohio,	28,889	-	28,889
†Territory of the United States,	3,474,029	1,159,174	4,633,203
<b>Total, Dollars,</b>	<b>48,699,592</b>	<b>59,643,558</b>	<b>108,343,150</b>

	Domestic.	Foreign.	Total.
* Georgetown,	-	259,959	259,959
Alexandria,	-	4,557	4,557
<b>Total, Dollars,</b>	<b>1,103,393</b>	<b>78,469</b>	<b>1,181,862</b>
	<b>1,363,352</b>	<b>83,026</b>	<b>1,446,378</b>

	Domestic.	Foreign.	Total.
† Michigan,	311,947	-	311,947
New Orleans,	3,161,381	1,159,174	4,320,555
Mississippi, (Mobile)	701	-	701
<b>Total, Dollars,</b>	<b>3,474,029</b>	<b>1,159,174</b>	<b>4,633,203</b>

*A Summary Statement of the Value of the Exports of the growth, produce, or manufacture, of the United States, during the year ending on the 30th September, 1807.*

THE SEA—2,804,000.				
1. Fisheries.				
Dried fish, or cod fishery,		-	1,896,000	
Pickled fish, or river fishery, herring, shad, salmon, mackerel,		-	302,000	
Whale (common) oil and bone,		476,000		
Spermaceeti oil and candles,		130,000		
			606,000	2,804,000
THE FOREST—5,476,000.				
2. Skins and furs,		852,000		
Ginseng,		143,000		
			995,000	
3. Product of wood.				
Lumber, (boards, staves, shingles, hoops, and poles, hewn timber, masts, &c.)		2,637,000		
Oak bark and other Dyes,		19,000		
Naval Stores, (tar, turpentine, pitch, rosin, &c.)		335,000		
Ashes, pot and pearl,		1,490,000		
			4,481,000	5,476,000
AGRICULTURE—37,832,000.				
4. Product of animals.				
Beef, tallow, hides, live cattle,		1,108,000		
Butter and cheese,		490,000		
			1,598,000	
Pork, pickled bacon, (live hogs)		-	1,157,000	
Horses and mules,		317,000		
Sheep,		14,000		
			331,000	
5. Vegetable food.				
Wheat, flour, and biscuit,		-	10,753,000	
Indian corn and meal,		-	987,000	
Rice,		-	2,367,000	
All other, (rye, oats, pulse, potatoes, apples, &c.)		-	325,000	
				14,432,000
6. Tobacco,		-	-	5,476,000
7. Cotton,*		-	-	14,232,000
8. All other agricultural products.				
Indigo,		-	27,000	
Flaxseed,		-	452,000	
Brown Sugar,		-	2,000	
Hops,		-	3,000	
Wax,		-	108,000	
Various items, (poultry, flax, mustard, &c.)		-	14,000	
				606,000

\* Sea island cotton valued at thirty cents per pound.

Upland cotton valued at twenty-one cents per pound.

## STATEMENT—Continued.

MANUFACTURES—2,120,000.				
9. Manufactures.				
Of domestic materials—				
Soap and tallow candles,		568,000		
Leather boots, shoes, saddlery,		255,000		
Hats,		90,000		
Grain, (spirits, beer, starch, &c.)		94,000		
Wood, (including furniture, coaches, and other carriages)		331,000		
Cordage and canvass,		96,000		
Iron,		151,000		
Various items, (snuff, silk shoes, wax candles, tobacco, lead, bricks, turpentine spirits, wool and cotton cards, &c.)		67,000		
			1,652,000	
Of foreign materials—				
Spirits, of molasses,		383,000		
Sugar, refined,		28,000		
Chocolate,		3,000		
Gunpowder,		24,000		
Brass and copper,		13,000		
Medicinal,		17,000		
			468,000	
				2,120,000
	UNCERTAIN—468,000.			
10. Articles not distinguished in returns.				
Manufactured,		-	289,000	
Raw produce,		-	179,000	
				468,000
	Total, Dollars,			48,700,000

A Statement of the Duties collected on the importation of articles which were afterwards re-exported, without being entitled to drawback.

SPECIES OF MERCHANDISE.	Amount of Duty.		SPECIES OF MERCHANDISE.	Amount of Duty.	
	Dollars.	Cts.		Dollars.	Cts.
Goods paying duties ad val. at 12½ per ct.	569,757	75	Spices, Chinese Cassia,	-	933 08
15 do.	121,346	25	Snuff,	-	185 00
20 do.	13,999	40	Indigo,	-	14,669 00
Wines, Malmsey Madeira and London			Cotton,	-	22,741 53
particular,	6,484	98	Powder, Gun,	-	2,081 12
All other Madeira,	1,240	00	Iron, Anchors and Sheet,	-	393 63
Burgundy and Champaign,	107	10	Slit and Hoop,	-	413 73
Sherry and St. Lucar,	2,557	60	Nails,	-	3,597 58
Claret, &c. in bottles or cases,	10,633	40	Spikes,	-	26 28
Lisbon, Oporto, &c.	3,035	40	Quicksilver,	-	384 36
Teneriffe, Fayal, &c.	8,967	16	Paints, Ochre, Yellow, in Oil,	-	13 35
All other, in casks,	26,918	51	Dry yellow,	-	100 63
Spirits, from Grain	2,855	16	Spanish Brown,	-	36 27
from other materials,	65,691	20	White and red Lead,	-	410 42
Molasses,	668	30	Lead and manufactures of Lead,	-	74 17
Beer, Ale, and Porter,	261	84	Cordage, tarred,	-	414 14
Teas, Bohea,	245	40	Steel,	-	27,295 00
Souchong and other Black,	17,218	08	Hemp,	-	469 00
Hyson, Imperial, &c.	31,075	84	Twine and Packthread,	-	1,356 00
Other Green,	26,141	80	Glauber Salts,	-	114 00
Coffee,	43,780	00	Salt,	-	1,290 60
Cocoa,	14,183	10	Coal,	-	227 20
Sugar, Brown, &c.	90,475	07	Fish, foreign caught, dried,	-	90,284 00
White, clayed, &c.	92,703	76	Pickled Salmon,	-	2,812 00
Almonds,	824	26	Mackerel,	-	2,941 60
Fruits, Currants,	54	98	All other,	-	5,438 40
Prunes and Plums,	221	20	Glass, Black quart bottles,	-	966 60
Figs,	96	82	Window, not above 8 inches by 10,	-	108 80
Raisins, in jars, boxes, & Muscadell,	1,297	88	not above 10 inches by 12,	-	5 25
all other,	751	68	All above 10 inches by 12,	-	4 50
Candles, Tallow,	147	52	Cigars,	-	1,068 00
Wax or Spermaceeti,	1	80	Shoes and Slippers, Silk,	-	507 00
Cheese,	1,103	69	Kid, Morocco, &c. for men	-	376 65
Soap,	1,203	10	and women,	-	60 00
Tallow,	83	32	All other for children,	-	1,150 00
Spices, Mace,	538	75	Cards, playing,	-	60 00
Nutmegs,	946	00	Tobacco, manufactured, other than snuff	-	224 36
Cinnamon,	223	60	and cigars,	-	
Cloves,	1,065	60	Cables,	-	
Pepper,	51,334	32			
Pimento,	353	28			
			Total,		1,393,877 15

10th CONGRESS.]

No. 127.

[1st Session.]

## REGISTERED SEAMEN FOR THE YEARS 1806 AND 1807.

COMMUNICATED TO THE HOUSE OF REPRESENTATIVES, MARCH 1, 1808.

DEPARTMENT OF STATE, February 29, 1808.

SIR:

In obedience to a resolution of the House of Representatives, of the 9th ultimo, I have the honor to lay before them the enclosed abstract of seamen registered in the several collection districts of the United States, for the years 1806 and 1807, in pursuance of the act for the relief and protection of American seamen.

I have the honor to be, sir, with great respect, your most obedient servant,

JAMES MADISON.

The Honorable the SPEAKER of the House of Representatives.

## Abstract of Registered Seamen for the years 1806 and 1807.

DISTRICTS.	1806.	1807.	Total.	DISTRICTS.	1806.	1807.	Total.
<i>District of Portsmouth.</i>				<i>District of Plymouth.</i>			
First quarter,	63	46		First quarter,	26	27	
Second do.	119	111		Second do.	153	101	
Third do.	45	39		Third do.	30	56	
Fourth do.	67	41		Fourth do.	40	19	
	294	237	531		249	203	452
<i>District of Biddeford and Pepper- elborough.</i>				<i>District of Portland and Falmouth.</i>			
First quarter,	16	8		First quarter,	119	112	
Second do.	15			Second do.	206	205	
Third do.	17	14		Third do.	134	79	
Fourth do.		16		Fourth do.	134		
	48	38	86		593	396	989
<i>District of Waldoborough.</i>				<i>District of Barnstable.</i>			
For the year,		110	110	First quarter,	29	16	
<i>District of Frenchman's Bay.</i>				Second do.	162	154	
First quarter,	1		1	Third do.	9	58	
<i>District of Newburyport.</i>				Fourth do.	8	10	
First quarter,	48	46			208	238	446
		205		<i>District of Marblehead.</i>			
		33		Second quarter,	96	25	
	48	284	332	Fourth do.	17	80	
<i>District of Wiscasset.</i>						44	
First quarter,	24					5	
Second do.	45				113	154	267
Third do.	32			<i>District of Salem and Beverly.</i>			
	101		101	First quarter,	79	61	
<i>District of Kennebunk.</i>				Second do.	192	68	
First quarter,		11		Fourth do.	87	50	
Second do.	37	45			358	179	537
Third do.	22			<i>District of Ipswich.</i>			
Fourth do.	39	15		First quarter,		1	
	98	71	169	Second do.		23	
<i>District of Penobscot.</i>				Fourth do.		2	
First quarter,	30	37				26	26
Second do.	85			<i>District of Boston and Charles- town.</i>			
Third do.	19	42		First quarter,	181	155	
	134	79	213	Second do.	413	390	
				Third do.	211	134	
				Fourth do.	196		
					1,001	679	1,680



ABSTRACT—Continued.

DISTRICTS.	1806.	1807.	Total.	DISTRICTS.	1806.	1807.	Total.
<i>District of Bath.</i>				<i>District of Fairfield.</i>			
First quarter, . . . . .	8	43		Third quarter, . . . . .	11	8	
Second do. . . . .	79	83		Fourth do. . . . .	21		
Third do. . . . .	98				32	8	40
Fourth do. . . . .	69	86					
	254	212	466	<i>District of New London.</i>			
<i>District of Nantucket.</i>				First quarter, . . . . .	52		
First quarter, . . . . .	24			Second do. . . . .	220	242	
Second do. . . . .	84	73		Third do. . . . .	92		
Third do. . . . .	122			Fourth do. . . . .	97	85	
Fourth do. . . . .		13			461	327	788
	230	86	316	<i>District of Hudson.</i>			
<i>District of Gloucester.</i>				First quarter, . . . . .	7		
First quarter, . . . . .	27	7		Third do. . . . .	7	18	
Second do. . . . .	75	50				6	
Third do. . . . .	29	21				5	
Fourth do. . . . .	29	33			14	29	43
	160	111	271	<i>District of New York.</i>			
<i>District of New Bedford.</i>				First quarter, . . . . .	407	398	
First quarter, . . . . .	31	16		Third do. . . . .	379	355	
Second do. . . . .	102	50		Fourth do. . . . .	308	365	
Third do. . . . .	70	54			1,094	1,118	2,212
Fourth do. . . . .	58	34		<i>District of Philadelphia.</i>			
	261	154	415	First quarter, . . . . .	247	280	
<i>District of New Haven.</i>				Second do. . . . .	528	545	
For the year, . . . . .	301	223	524	Third do. . . . .	410	327	
<i>District of Dighton.</i>				Fourth do. . . . .	429	336	
First quarter, . . . . .	2	1			1,614	1,488	3,102
Third do. . . . .	3	5		<i>District of Delaware.</i>			
Fourth do. . . . .	22	13		First quarter, . . . . .	5	2	
	27	19	46	Second do. . . . .	8		
<i>District of Providence.</i>				Third do. . . . .	13		
Second quarter, . . . . .	91	65		Fourth do. . . . .		10	
Third do. . . . .	73	33			26	12	38
Fourth do. . . . .	76	56		<i>District of Baltimore.</i>			
	240	154	394	First quarter, . . . . .	267	133	
<i>District of Bristol.</i>				Second do. . . . .	258	264	
First quarter, . . . . .	19	17		Third do. . . . .	346	207	
Second do. . . . .	20	11		Fourth do. . . . .	172	170	
Third do. . . . .	38	22			1,043	774	1,817
Fourth do. . . . .		20		<i>District of Alexandria.</i>			
	77	70	147	First quarter, . . . . .	18	29	
<i>District of Newport.</i>				Second do. . . . .	19	47	
First quarter, . . . . .	29	36		Third do. . . . .	24	25	
Second do. . . . .	83	76		Fourth do. . . . .	26	14	
Third do. . . . .	59	31			87	115	202
Fourth do. . . . .	89	69		<i>District of Dumfries.</i>			
	260	212	472	Fourth quarter, . . . . .	1	2	3
<i>District of York.</i>							
First quarter, . . . . .	3	3					
Fourth do. . . . .		1					
	3	4	7				

## ABSTRACT—Continued.

DISTRICTS.	1806.	1807.	Total.	DISTRICTS.	1806.	1807.	Total.
<i>District of Petersburg.</i>				<i>District of Edenton.</i>			
Third quarter,	5	5	29	First quarter,		19	84
Fourth do.	8	11		Second do.	32	15	
	13	16		Fourth do.	7	11	
<i>District of Norfolk and Portsmouth.</i>				<i>District of Wilmington.</i>			
First quarter,	120		597	Second and third quarters,		72	72
Second do.	125						
Third do.	168	91					
Fourth do.	93						
<i>District of Washington.</i>				<i>District of Mississippi.</i>			
First quarter,	30	32	168	First quarter,	161		946
Second do.	46	22		Second do.	265	169	
Fourth do.	14	24		Third do.	127	97	
	90	78		Fourth do.	74	53	
				Total,			19,139

10th CONGRESS.]

No. 123.

[1st SESSION.]

## SLAVE TRADE.

COMMUNICATED TO THE HOUSE OF REPRESENTATIVES, APRIL 18, 1808.

The Secretary of the Treasury, to whom was referred the petition of Elias De Butts, William Combs, and others, praying compensation for damages sustained by the seizure and detention of a vessel and cargo, libelled on suspicion of being engaged in the slave trade, and afterwards acquitted and restored to them, respectfully submits the following report:

The Schooner Sally, of Norfolk, sixty tons burthen, and with a crew of six or seven men, arrived in the river Patuxent in the month of November, 1801, without any papers whatever on board, the master, Elias De Butts, having, as was stated by the crew, ordered her to that port, and proceeded himself to Baltimore. Under those circumstances, the collector of Nottingham took possession of the vessel on the seventeenth of November, and caused the cargo to be landed. On the 27th of the same month Captain De Butts made his appearance, and produced the papers of the vessel. By these it appeared that she was the property of William Combs, of Norfolk, and that she had cleared on the 10th of October from Charleston, S. C. for Cape de Verd Islands. From distress of weather on the voyage, and having sprung a leak, she had put in to the Chesapeake. The cargo consisted of 20 hhd's. of tobacco, 6 do. of rum, 20 bbls. flour, 36 do. bread, 25 kegs crackers, 34 pair oars, 937 feet inch plank, 241 feet scantling, 54 pair hand cuffs, and sundry chains, bolts, staples, and long bars, a small box glass beads, and 37 shaken hogsheds. The three last articles were omitted in the manifest. The collector, under all the circumstances of the case, inferred that the vessel was intended for the slave trade, and applied to the treasury for instructions. After consulting the attorney general, it was decided that the vessel should be libelled, under the acts prohibiting the slave trade; and the grounds on which that decision was made will appear from the following extracts of letters from the Secretary of the Treasury to the collector of Nottingham, and to the Comptroller of the Treasury, both under date of 30th November, 101.

*The letter to the Collector was as followeth:*

"Upon a full view of the circumstances stated in your letter, and of those which appear on a comparative view of the actual cargo, and that entered in the manifest of the Schooner Sally, late from Charleston, the presumptive evidence that she was intended for the slave trade is such as to make it the duty of the Executive to have a prosecution instituted, leaving it to the ordinary course of law to decide whether the equipment of the vessel was actually for that purpose or not.

"The reasons which induce that determination are, that certain parts of the cargo, viz. hand-cuffs, &c. could be intended *only* for the slave trade; that other parts of the cargo were essentially necessary for the same object, viz. principally the scantling and planks for partition; and the 35 shaken hogsheds to be filled with the necessary water for the return voyage; that the cargo itself, though not; if considered alone, a subject of suspicion, affords corroborating proof of intention, inasmuch as it was precisely such as was calculated for the trade, viz. rum, tobacco, beads, and provisions, and that those parts of the cargo which, from their nature, were most likely to disclose the object, viz. the hand-cuffs, shaken hogsheds, and beads, were omitted in the manifest. To these may be added the conduct of the captain, when forced by stress of weather into the Chesapeake, viz. passing by Norfolk, where the vessel belongs, ordering her to as private a place as he could devise, and going himself to Baltimore with the vessel's papers.

"The district attorney will receive instructions to institute the proper suits, and, until you shall hear from him, you will be pleased to detain the vessel and cargo, taking, however, such steps as may be essentially necessary for the preservation of both.

"The manifest, clearance, &c. are forwarded to the district attorney. The temporary register remains with the captain. A circumstance, though not necessarily connected with the intended prosecution, appears rather mysterious. The vessel belongs to a Mr. Combs, of Norfolk; Captain De Butts, who seems to have acted for him, chartered the vessel, as he says, for himself and two other persons in New York or Charleston. Neither his authority from the owner, nor the charter party, nor any articles of agreement between the co-partners for the voyage, are produced; it seems that, if every thing was fair, and the object of the voyage innocent, those papers would have been exhibited in proof thereof."

*The letter to the Comptroller was in the following words:*

"I have the honor to enclose a letter from the collector of Nottingham, together with the papers of the schooner Sally, therein mentioned; also a copy of my answer to the collector. The attorney general agrees that the *prima facie* evidence is so strong that the Executive must take the proper steps for instituting a suit.

"I will thank you, therefore, to write to the district attorney, and to give him the proper instructions, pointing out to him those sections of the two acts which appear applicable to the present case. The most doubtful point is what relates to the liability of the cargo. This point should be attentively considered by the district attorney, in order that no steps may be taken which are not strictly justifiable by law."

The vessel and cargo were accordingly libelled by the district attorney of Maryland; but no other proofs appearing on trial, they were acquitted by the district judge, on the 7th of January following; and on the 11th of the same month the collector was served with the order for restoring, which was accordingly complied with. The appeal filed by the district attorney did not prevent the restoration of the vessel and cargo, and was intended merely to settle a point of law, viz. whether such prosecutions should, as admiralty suits, be decided by the court or be tried by a jury. The question has been decided, contrary to the opinion of the district attorney, in favor of the jurisdiction of the court without the intervention of a jury.

Subsequent to the restoration of the vessel and cargo to Captain De Butts, the owner, William Combs, who is one of the petitioners, came to Nottingham in pursuit of his vessel, which he stated to have been kept by the captain contrary to his wish, and the intended voyage to Africa to have commenced without his knowledge. He executed, on the 26th Jan. 1802, an instrument of writing, exonerating the custom house officers from any damages that might arise in consequence of the seizure of the vessel; and he made, at the same time, an affidavit, stating, amongst other things, that when Captain De Butts took the command of his vessel, in March, 1801, no hand-cuffs, chains, bolts, bars, or locks, were on board, and that he verily believed those articles to have been taken on board at Charleston, on her intended voyage for Africa. This was intended to rebut the assertion that those suspicious articles were merely iron ballast which had been on board previous to Captain De Butts taking command of the vessel.

Mr. Combs failed in his attempt to regain possession of the schooner. Captain De Butts took her to Baltimore, where, having signed accounts for wages to the seamen, she was libelled by them, and sold on that account. That was altogether a proceeding of the parties, and how the matter was settled between the owner and captain is not known.

In estimating the damages actually arising from the seizure and subsequent proceedings, it will be recollected that the detention of the vessel, from the 17th November to the end of that month, was solely owing to the conduct of the captain in going to Baltimore, and carrying the papers with him. From the first day of December, 1801, to the 11th day of January following, a period of 42 days, the vessel and cargo were detained by reason of the seizure and prosecution instituted by order of Government; and to that extent injury and actual damages have been sustained by the parties.

Whether they are entitled to remuneration on that account, is a question which must depend on the evidence on which the seizure was made. That point did not, and could not, come before the court. The decree merely states that it appears to the court that the schooner was not fitted, equipped, &c. for the purpose of carrying on a trade and traffic in slaves; but not, as is stated in the petition, that there appeared no evidence to justify the seizure. All the facts, as they were at the time stated, and on which Government proceeded, appear in this report, and will be found more at large in the correspondence and papers hereto annexed.

From these, a correct opinion on the question of compensation by Government may be formed. But it is proper to add, that, if the proceedings were instituted on erroneous or insufficient grounds, there was not at least any wish to oppress the parties. For, by the absence of the captain on the arrival of the vessel, and consequent omission to make report and entry, within the time limited by law, there being distilled spirits on board, a forfeiture of the rum, and two penalties, of five hundred and one thousand dollars, had unquestionably been incurred: for neither of which was any prosecution instituted. The vessel and cargo having been libelled for what was considered the greater offence, it was thought that the loss of the whole property, in case of condemnation, would be a sufficient punishment for all the offences, and that, in case of acquittal, which presupposed innocence of being concerned in the slave trade, it would be oppressive to add a rigid recovery of the other penalties to the injury caused by the unavoidable detention of the vessel and cargo.

All which is respectfully submitted.

ALBERT GALLATIN, *Secretary of the Treasury.*

TREASURY DEPARTMENT, April 12, 1808.

10th CONGRESS.]

No. 129.

[1st Session.]

EMBARGO.

COMMUNICATED TO THE SENATE, APRIL 21, 1808.

Mr. ADAMS, from the committee to whom was referred the petition of sundry inhabitants of the town of Boston, praying liberty to export a quantity of dry and pickled fish, which they have on hand, made the following report:

The petitioners represent that they have on hand a large quantity of dry and pickled fish, which, unless exported before the summer heats, will be liable to perish. And they state the peculiar hardships to which they will be liable, under the operation of the embargo, by the necessary destruction of their property, while the rest of the community will be affected only so far as to interrupt their customary commerce.

The committee perceive, and regret, the extraordinary pressure with which this important national measure must operate on those citizens who hold perishable articles, for exportation. But, as this is not exclusively the case with the petitioners, but extends to many other classes of citizens, and to other articles of exportation, and as both Houses of Congress have recently manifested the determination of adhering to the general policy of the embargo, for the present, as the only remaining hopes of the nation, for averting the more aggravated evils of war, the committee do not perceive any admissible principle upon which the prayer of the petitioners can be granted.

As, however, a conditional power of suspending the embargo, in whole or in part, and under such restrictions as may be found necessary, has been given to the President of the United States, to be exercised during the recess of Congress, the committee believe that, if any circumstance should occur, which can justify a relaxation of the embargo, in any respect, the case of the petitioners will be among the first entitled to consideration and relief.

10th CONGRESS.]

No. 130.

[2d SESSION.]

## EXTENSION OF CREDIT ON DUTY BONDS.

COMMUNICATED TO THE HOUSE OF REPRESENTATIVES, ON THE 18th NOVEMBER, 1808.

TREASURY DEPARTMENT, *Comptroller's Office, November 17, 1808.*

SIR:

Enclosed you will receive an extract of my letter to Mr. Steele, on the subject of yours, of yesterday's date, to me. It contains briefly the reasons of my decision, in which the Secretary of the Treasury concurred. Without doubt, importers of merchandise subsequent to the 10th of March, are equally entitled to indulgence with those who imported their goods prior to that day; but the Legislature alone is competent to grant the indulgence. If the contemplated indulgence should be authorized, a suspension of executions on judgments obtained for duties, which have accrued on importations since the 10th of March, will be a measure of course.

I have the honor to be, sir, with great respect, your obedient servant,

G. DUVAL.

THOMAS NEWTON, Esq. *Chairman of the Committee of Commerce and Manufactures.*

*Extract of a letter from the Comptroller of the Treasury of the United States to John Steele, Esq. Collector Philadelphia, dated September 17, 1808.*

SIR:

Your letter of the 13th is received; the decision communicated in my letter of the 2nd of August, referred to by you, will not be departed from. The law is free from ambiguity. It is begging the question to say that it was the intention of the Legislature to extend the indulgence, provided by the 2nd section of the act of the 10th March last, to all cases of importation, subsequent to the passage of the act during the continuance of the embargo. We can only judge of the intention of the law-maker by the language used in the law; and when the law grants an extension of credit on bonds *heretofore* given for duties, it can receive no other construction than that the extension of credit is confined to cases of bonds given *before* the passage of the act. It excludes the idea that credit can be extended to cases of importation, subsequent to the passage of the act. To say that the Legislature, when they used the word *heretofore*, which has reference to *time past*, intended to use a word which refers to *time to come*, is paying a poor compliment to their understanding. Such a construction may suit the convenience of an interested person, but it can never be made to quadrate with the principles of reason and common sense. It is my duty to expound, not to make the law.

The law may have been misconstrued at some ports, but generally it has been rightly understood. I shall give no instructions to put a bond in suit, during the continuance of the embargo, which is made payable when the act laying an embargo shall no longer be in force.

10th CONGRESS.]

No. 131.

[2d SESSION.]

## INSTRUCTIONS OF MASSACHUSETTS TO HER DELEGATION IN CONGRESS TO PROCURE A REPEAL OF THE EMBARGO LAWS.

COMMUNICATED TO THE SENATE, NOVEMBER 25, 1808.

COMMONWEALTH OF MASSACHUSETTS.

IN THE HOUSE OF REPRESENTATIVES, *November 15, 1808.*

The committee appointed to consider "whether it will be expedient for this Legislature to adopt any measures with a view to procure a repeal of the laws of the United States interdicting to the citizens all foreign commerce, and imposing vexatious embarrassments on the coasting trade; to relieve the people of this Commonwealth from their present distressed state, and to arrest the progress of that ruin which threatens to involve all classes of the community," beg leave to report:

That the committee perceive, with the most serious regret, that the distresses occasioned by the several laws imposing an embargo, have borne with extreme and increasing pressure upon the People, and every day's experience justifies a belief that a continuance of these laws must soon become intolerable. As measures of coercion, they are now acknowledged to be altogether impotent. They afford satisfaction to France, and are regarded as ineffectual demonstrations of a hostile disposition by Great Britain. Upon our own country, their effects are becoming daily and palpably more injurious. The produce of our agriculture, of our forests, and of our fisheries, is excluded, altogether, from every foreign market; our merchants and mechanics are deprived of employment; our coasting trade is interrupted, and harassed by grievous embarrassments, and our foreign trade is becoming diverted into channels, from which there is no prospect of its return. The sources of our revenue are dried up, and Government must soon resort to direct taxation. Our sailors are forced to expatriate themselves. Strong temptations are afforded to systematical evasions of the laws, which tend to corrupt the spirit of honorable commerce, and will materially injure the public morals. In fact, the evils which are menaced by the continuance of this policy, are so enormous and deplorable; the suspension of commerce is so contrary to the habits of our people, and so repugnant to their feelings and interests, that they must soon become intolerable, and endanger our domestic peace, and the union of these States. As the embargo laws have been the cause of the public distress, your committee are of opinion that no equal, permanent, or effectual relief can be afforded to the citizens of this Commonwealth, but by the repeal of these laws. They persuade themselves that the Congress of the United States must be fully impressed with a sense of the total inefficiency of these laws for any valuable purpose, and of their direct tendency to the most serious consequences. Your committee, therefore, trust that Congress will not fail to repeal them. In this confidence, therefore, your committee are of opinion, that, upon this subject, the Legislature should, in its present session, confine itself to a repeated disapprobation of the laws interdicting foreign commerce, and to instructing our Senators, and requesting our Representatives in Congress, to use their utmost exertions to procure their repeal.

Your committee might probably have contented themselves with the preceding remarks, had not the late message of the President of the United States excited the most serious alarm; which, in the present critical state of

the country, they conceive it a duty to express. They perceive, with the most painful regret, that, in the estimation of the President, our country is now presented with the only alternative of a continued embargo, or a ruinous war; but they cannot hesitate to express their confident belief that the wisdom of the Government may yet find means to avoid the necessity of electing between these great public calamities. If, however, this severe necessity exists in regard to Great Britain, they are led by the message to presume it results, in a great measure, if not entirely, from the determination of the Executive to adhere to the proclamation of July, 1807, interdicting all British ships of war from the waters of the United States; which has been, and, as we infer from the message, is still, deemed, by the British Government, a measure so inhospitable and oppressive, if not hostile in its character, as to form an insuperable obstacle to amicable adjustment.

Upon this delicate and important subject, the committee are far from asserting that the attack on the frigate Chesapeake did not justify the original issuing of this proclamation, and enforcing it so long as the injury might be presumed to have the sanction of the British Government. But, as this violation of neutral rights was promptly and explicitly disavowed by the sovereign of the aggressor, before the remonstrances or measures of our Government could be known; as the right to search our national ships was expressly disclaimed, and a special envoy deputed for the professed object of making to our Government a full, satisfactory, and public reparation, on the simple condition of a previous revocation of this proclamation; your committee are constrained to declare their opinion, that such a revocation, under such circumstances, would not have involved any dishonorable concession, or an abandonment of any just right or pretension, but would have been a fair, reasonable, and magnanimous pledge of the sincerity of the wishes of the American Government to restore the accustomed relations of peace and amity between the two countries. This course must have compelled the British envoy to have offered that ample and honorable reparation, which would have been deemed by our own nation and by the world, an adequate atonement for the outrage; or have justified, in the event of its refusal, not only the renewal of the proclamation, but the adoption of measures of the most rigorous and hostile description.

But, even on the presumption that the course adopted by the Government, in refusing to revoke the proclamation as a preliminary to the adjustment of that controversy, be sanctioned by the usages of nations, and the justice of our claims; your committee are still of opinion that a punctilious adherence to diplomatic forms and precedents should not be maintained, at the risk of war, by a nation whose genius and policy are pacific; and which, while justly jealous of the national honor and independence, looks principally to the substantial security of those blessings, and regards as insignificant those petty contentions which, originating in courtly pride and vanity, frequently terminate in bloody wars. And they, therefore, think, that this proclamation ought not, in the present situation of Europe and this country, to remain as the only, or even as the principal barrier to the restoration of our amicable relations with the British nation.

Your committee, therefore, ask leave to report the following resolutions:

*Resolved*, That the Senators of this Commonwealth in Congress be instructed, and the Representatives thereof requested, to use their most strenuous exertions to procure an immediate repeal of the various laws imposing an embargo on the ships and vessels of the United States, as the only equal and effectual means of affording permanent relief to the citizens of this Commonwealth, from the aggravated evils which they now experience.

*Resolved*, That, although this Legislature would cheerfully support the General Government in the prosecution of a just and necessary war, yet they cannot perceive the necessity, intimated in the message of the President to Congress, of continuing the embargo, or resorting to war; that it is not the policy of the United States to engage in a controversy with any nation, upon points of diplomatic usage, or equivocal right, provided substantial reparation for injuries can be obtained; and that the revocation of the proclamation interdicting the British ships of war from our waters, ought not, in the opinion of this Legislature, to be deemed an inadmissible preliminary, which should obstruct the adjustment of the controversy between the United States and Great Britain.

IN THE HOUSE OF REPRESENTATIVES, November 15, 1808.

Read and accepted—Sent up for concurrence.

TIMOTHY BIGELOW, *Speaker*.

IN SENATE, November 16, 1808.

Read and concurred.

H. G. OTIS, *President*.

COMMONWEALTH OF MASSACHUSETTS.

IN SENATE, November 16, 1808.

*Ordered*, That the President of the Senate and Speaker of the House of Representatives be requested to transmit to each Senator and Representative from this Commonwealth in the Congress of the United States, an attested copy of the report of the committee and resolutions of the Legislature, passed at the present session, respecting the expediency of the existing embargo, and of other subjects connected therewith.

Sent down for concurrence.

IN THE HOUSE OF REPRESENTATIVES, November 17, 1808.

Read and concurred.

SIR:

In conformity to the foregoing order, we have the honor to transmit to you a copy of the resolutions therein alluded to, and are, respectfully,

Your most obedient servants,

H. G. OTIS.

TIMOTHY BIGELOW.

November 18, 1808.

10th CONGRESS.]

No. 132.

[2d SESSION.]

## EMBARGO LAWS.

COMMUNICATED TO THE SENATE, DECEMBER 8, 1808.

MR. GILES, from the committee appointed on the 11th of November last, on that part of the message of the President of the United States which relates to the embargo laws, reported, in part, the following letters to, and communication, from the Secretary, of the Treasury; also, (in part) a bill making further provision for enforcing the embargo.

COMMITTEE CHAMBER, *November 12th*, 1808.

DEAR SIR:

Under instructions from the committee appointed to consider the several embargo laws, I have to request the favor of your attendance in the committee chamber of the Senate, at 10 o'clock on Monday morning next, prepared to give such information to the committee as your department affords, respecting the subjects embraced by the enclosed resolution.

Be pleased, sir, to accept assurances of my high consideration and regard.

WM. B. GILES.

The Hon. ALBERT GALLATIN, *Secretary of the Treasury.*

*Resolved*, That so much of the message of the President of the United States, as relates to the several embargo laws, be referred to a select committee, with instructions to examine and report whether any further measures are now necessary to enforce due observance thereof during their continuance; and, also, whether any further modification thereof be expedient at this time; and that such committee have leave to report by bill or otherwise.

COMMITTEE CHAMBER, *November 14th*, 1808.

DEAR SIR:

I am instructed by the committee appointed to consider the several embargo laws, &c. to request you to lay before them, with as little delay as possible, such information as your department affords, upon the following questions:

First. What measures would be most effectual in preventing the violations or evasions of the several embargo laws, and enforcing a due observance thereof?

Second. Can any of the inconveniences of the present system be remedied by further modifications; and what modifications would effect that object?

Be pleased, sir, to accept assurances of my high consideration and regard.

WM. B. GILES, *Chairman.*Hon. ALBERT GALLATIN, *Secretary of the Treasury.*TREASURY DEPARTMENT, *November 24th*, 1808.

SIR:

Indisposition has prevented an earlier answer to your letter of the 14th instant.

For better preventing coasting vessels, regularly cleared, from violating the embargo, two measures appear necessary—

1st. That the amount of the bond should be increased.

2d. That neither capture, distress, or any other accident, should be admitted as a plea, or be given in evidence on trial.

By the first regulation the temptation of going to a foreign port, in hopes that the profit on the sale of the cargo will indemnify for the forfeiture of the penalty, will be done away. By the second, every expectation of escaping the payment of the penalty, under fraudulent pretences, will be disappointed, and the power of remitting the penalties in the few cases of unavoidable accident which may occur, will remain as heretofore, and as in other cases, with the Treasury.

As the object of those two regulations will be to make the bond a sufficient and complete security, they will have a tendency to relieve, in a considerable degree, the coasting trade from the inconvenience resulting from detentions.

The sufficiency of the bond will, in many doubtful cases, remove the necessity of detaining vessels, or, what amounts to the same, of informing the owners that, unless they reduce the amount of their cargoes, they will be detained.

I would also submit the propriety of placing under the control of the President, that power of detention vested in the collectors by the act of 25th of April last. That subject has been a constant source of complaint and difficulty. It has been the uniform practice, from the establishment of the Government of the United States, to give positive instructions to the collectors, respecting the execution of the laws, and which they were bound to obey, unless a different construction should be established by a legal decision. This indeed was essentially necessary, in order to secure an uniform construction and execution of the laws. But the provision now alluded to makes the detention rest on the opinion of each collector, and this must, necessarily, produce a great diversity in the manner in which the power should be executed. All has been done that could be done to obviate that evil; and the President being authorized to decide on the detentions when made, the opportunity was taken to inform the collectors of what, in his opinion, should be a proper cause of detention. This, however, could be given only as opinion, and operate as a recommendation, and not as an order. Nor does it appear practicable to establish uniformity and to prevent partiality, and either laxity or too great severity in practice, unless the power of prescribing general rules in that respect, by which the collectors will be bound to abide, be vested in the President.

I am aware that there is another mode of evasion by regular coasting vessels, which will not be prevented by either of the preceding provisions. Either whilst in port, or on their way down our rivers and bays, coasting vessels may receive articles not entered in their manifest, which they put on board other vessels, lying off the coast for that purpose.

But it is not perceived that any legal provision can prevent that infraction, nor that any other remedy can be found than the vigilance of the officers. Another general regulation will, however, be suggested, perhaps useful as a permanent measure, but which would, at all events, under existing circumstances, give additional security for the observance of the laws, and afford some relief to our own seamen, to wit: a prohibition to employ any aliens, either as masters, or a part of the crew, of any coasting vessel.

It is still more difficult to guard against violations by vessels departing without clearance in open defiance of the laws. The following provisions, on mature consideration, appear the most efficient that can be devised against infractions, which it is the more necessary to repress, as they may be daily expected to increase, and threaten to prostrate the law and government itself.

1st. To forbid expressly, under pain of forfeiture, (the penalty now being only implied) the lading of any vessel without the permission of the collector, and without the bond for a coasting voyage being previously given; authorizing the collectors to refuse permission, unless the object be that of a lawful coasting or fishing voyage. The great number of vessels now laden, and in a state of readiness to depart, shows the necessity of this provision. If there be cases, in which the indulgence of converting vessels into warehouses, ought to be granted, there will be no hardship, where the intention is fair, to require a bond similar to that given for a coasting voyage. And the collectors should likewise, in such cases, be expressly authorized to take such efficient precautions as will put it out of the power of such vessels to sail without warning.

2d. In order to prevent those fraudulent sales of vessels by which ostensible owners of no responsibility are substituted to those from whom penalties might be recovered, it is necessary to provide, that those owners of vessels whose names appear on the register or licence, should continue to be reputed as such, and liable to the penalties, in case of infraction of the laws, until the register or licence shall have been actually surrendered, and new papers shall have been regularly granted by the collector to the purchaser. And, in every such case of purchase, a sufficient bond that the embargo shall not be infringed, to be previously required.

3d. The power to seize unusual deposits, now vested in the collectors of districts adjacent to the territories of foreign nations, should, as was contemplated in the bill passed by the House of Representatives, be extended to all the districts. That this is an arbitrary power, which nothing but the unremitted efforts, in some places, to evade the law, can possibly justify, cannot be denied; and it should, like that of detention, be placed under the control of the President, and be executed only in conformity with such general rules as he would prescribe.

4th. Exclusively of the assistance which may be derived from gun boats and from the armed vessels of the United States, it would be advisable to authorize the President to add ten or twelve cutters to the present establishment; fast sailing vessels, of easy draft of water, and requiring only from fifteen to thirty men each, are mostly wanted, and would, for the object contemplated, be as useful as the largest frigates.

5th. It is with regret that the necessity of authorizing, on the application of the collector, an *immediate* call for the local physical force of the country, must also be stated. But such partial acts of violence as have taken place in some of the sea ports, cannot be prevented by the circuitous manner in which the public force must now be brought out in support of the laws. And no doubt exists that the mass of the citizens, whether they approve or disapprove of the embargo, would, in every port, instantaneously suppress any such outrage, provided they can be called upon to act in a legal manner.

Some other provisions appear also necessary for the purpose of carrying the laws more completely into effect along our land frontier.

1. The exportation of specie by land should be expressly prohibited.

2. The power of detaining deposits should be so expressed as to leave no doubt of the authority to detain wagons and other carriages laden and actually on their way to a foreign territory. Although I cannot perceive any reason for the distinction, it has been supposed, in one of the districts, that the law, which authorized the detention of flour, beef, or pot ash, deposited in a warehouse, did not extend to the case of their being deposited in a wagon, although evidently on its way to Canada.

3. The offence now punishable by law is that of exportation. This is not consummated till after the property has been actually carried beyond the lines, where, being in a foreign jurisdiction, it cannot be seized; so that forfeiture, which is the most efficient penalty, can never apply to exportations by land; and no bond being required, as in the case of vessels, the only remedy is the uncertain one of recovering penalties against apparent offenders, who either abscond or have no property. How far it may be practicable to make the act of preparing the means of exportation punishable, or to provide some other remedy, is submitted to the committee.

But it must also be observed, that every degree of opposition to the laws, which falls short of treason, is now, with but few exceptions, an offence undefined, and unprovided for, by the laws of the United States; whence it follows, that such offences remain unpunished, when the State authorities do not interfere. The necessity of defining those offences by law as misdemeanors, and of providing an adequate punishment, appears obvious.

I will beg leave here to add, that it does not appear necessary to continue any longer the indulgence granted to the British merchants to import, for the use of the Indians, articles of which the importation is generally prohibited by law; as that privilege is liable to great abuse, and affords just ground of dissatisfaction to American citizens. Whether it be advisable to continue the permission given to those Indian traders to export furs and peltry, is a question to be decided by political considerations.

The last branch of the subject to which I wish, at present, to call the attention of the committee, relates to inter-rptions and certain injurious proceedings attempted under color of law.

1st. Vexatious suits are brought against collectors, which not only perplex faithful officers, but have the effect of intimidating others, and prevent an energetic performance of their duties. The only provisions which have occurred to me on that subject, are, to enable the collectors who may be sued, always to remove the cause before a court of the United States; to make a certificate, issued by the proper authority, that there was reasonable cause of detention, protect them against damages in cases of detentions, in the same manner as is now provided in case of seizures; and to provide for the safe keeping, and restoring, when proper, and on security being given, the vessels and property which may be detained.

2d. Attempts have, in several instances, been made, to wrest from the collectors, by writs of replevin, issued by State courts or officers, property detained or seized by said collectors, or which, in any other manner, is in their possession, in conformity with some law of the United States. It is evident that such attempts, if submitted to, would defeat, not only the embargo, but, also, the revenue laws of the United States; that, whenever property is, by virtue of a law of the United States, in the possession of a collector, marshal, or any other of their officers, no process, *in rem*, which will take the property away, whether of replevin, attachment, or any other, can be legally issued by a State authority; and that the sheriff, or other person executing the same, must be considered as a mere trespasser, and be resisted accordingly. But there is no other way at present to resist such illegal process, but actual force. And it appears necessary that another remedy should be afforded, by providing a summary mode of superseding any such process through the interference of the courts and judges of the United States; and by making it penal for any sheriff, or other person, to execute the same, or in any manner to attempt to take property, which, by virtue of any law of the United States, is in the collector's possession.

3d. In some instances where vessels and cargoes labelled for infractions of the embargo have been restored to the owners on their giving security for the appraised value, the valuations have been so low as to reduce the forfeiture to an inconsiderable sum, thereby defeating altogether the law. It is suggested that this might be prevented by a provision authorizing and directing the district judges to set aside, on motion of the district attorney, such valuations, whenever, in their opinion, falling short of the true value.

4th. On the subject of *mandamus*, I will only observe, that, in the only instance which has taken place, the court, supposing they had jurisdiction, could not, from the manner in which the question was brought before them, have decided otherwise than they did; but that it is desirable that the question of jurisdiction, as it relates either to the courts in whom the power ought to be vested, or to the cases to which it should extend, should be precisely defined by law.

I have not, in this communication, taken into consideration the technical defects of the existing embargo laws, because prosecutions do not fall within my immediate cognizance, and I do not feel competent to the task of pointing out the necessary alterations. Measures have, however, been taken to procure, on that subject, and from the proper sources, information which will, hereafter, be laid before the committee.

To the remaining inquiry of the committee, whether the inconveniences of the present system may not, in some degree, be removed? I can only answer generally, that a law which lays such extensive restrictions as the embargo, cannot be carried into effect without imposing serious inconveniences, even on the domestic intercourse of the United States; and that these must, necessarily, be increased in proportion to the opposition and efforts to evade or violate the law. It has already been stated, that provisions, which will render the bond given by coasting ves-

sels a complete security against violations by them, will diminish the necessity and extent of more arbitrary restrictions. An authority to permit, on proper security being given, such vessels, when they arrive in port, to keep their cargoes on board, would afford some relief. And I think that the credit on duties accruing on the importation of certain articles, which was allowed by the act of 10th March last, should be extended to all importations of the same articles, made after the passing of the act; those made in vessels which sailed under special permission, only excepted. With respect to this last class of importations, as they were permitted by special indulgence, as it is understood that it has been impossible, in many cases, to prevent its being abused, and as, in almost all, the parties having a species of exclusive privilege, have made sufficiently profitable voyages, the propriety, particularly in the existing situation of the revenue, of allowing them, also, the advantage of an extended credit on duties, is not perceived.

I have the honor to be, with great respect, sir, your obedient servant,

ALBERT GALLATIN.

Honorable W. B. GILES, *Chairman of a Committee of the Senate.*

10th CONGRESS.]

No. 133.

[2d SESSION.]

TONNAGE FOR THE YEAR 1807.

COMMUNICATED TO THE HOUSE OF REPRESENTATIVES, DECEMBER 27, 1808.

TREASURY DEPARTMENT, *December 26, 1808.*

SIR:

I have the honor to transmit the annual statement of the district tonnage of the United States, on the 31st of December, 1807; together with an explanatory letter of the Register of the Treasury.

It appears, from those documents, that the actual tonnage of the United States, on the 31st of December, 1807, might be estimated at about 1,268,000 tons, viz:

	Tons.
Registered tonnage, employed in foreign trade, . . . . .	840,163
Licensed do. do. in coasting trade, . . . . .	284,374
Registered and licensed tonnage, employed in cod and whale fisheries, . . . . .	83,888
	1,208,425
Sea-letter vessels, (estimated actual tonnage) . . . . .	59,575
	1,268,000

I have the honor to be, very respectfully, sir, your obedient servant,

ALBERT GALLATIN.

The Honorable the SPEAKER of the House of Representatives.

TREASURY DEPARTMENT, *Register's Office, December 13, 1808.*

SIR:

I have the honor to transmit the annual statement, to 31st December, 1807, of the district tonnage of the United States.

The corrected registered tonnage is stated in the said abstract at . . . . .	848,306.85	Tons. 95ths.
The enrolled and licensed at . . . . .	349,028.37	
The fishing vessels at . . . . .	71,213.30	
Amounting to . . . . .	1,268,548.52	
The tonnage on which duties were collected, during the same year, amounted as follows:		
Registered tonnage, paying duty on each voyage, . . . . .	1,020,472.35	
Enrolled and licensed tonnage employed in the coasting trade, paying an annual duty, . . . . .	284,374.47	
Fishing vessels the same, . . . . .	75,743.58	
Amounting to . . . . .	1,380,590.40	
NOTE. Duties were also paid on tonnage owned by citizens of the United States, engaged in foreign trade, not registered, . . . . .	69,403.59	
Ditto, coasting trade, . . . . .	591.24	
	69,994.83	
Total tonnage on which duties were collected, . . . . .	1,450,585.33	

The registered tonnage being corrected according to the mode prescribed for the government of the collectors of the several districts, and as stated in the communication made by the Secretary of the Treasury to Congress, the 27th of February, 1802, is considered as the true amount, as near as may be, of that description of tonnage, 848,306.85

The enrolled and licensed tonnage is stated at the amount upon which the annual duty was collected in 1807, on that description of tonnage, as being most correct, and may be considered nearly the true amount, 284,374.47

The fishing vessels the same, 75,743.58

The district tonnage of the United States, on the 31st December, 1807, is stated at 1,208,425.00

Of the registered tonnage, amounting, as above stated, to 848,306.85, it has been ascertained that there were engaged in the whale fishery, 8,144.25

Enrolled and licensed tonnage, also in the whale fishery, 907.17

Amounting to 9,051.42

It appears, by the collectors' abstracts, that 99,783.92 tons new vessels were built in the year 1807, whereof 71,175.85 tons were registered, and 28,608.07 tons were enrolled.

I have the honor to be, sir, with the greatest respect, your most obedient and most humble servant,

JOSEPH NOURSE, *Register.*

Honorable ALBERT GALLATIN, *Secretary of the Treasury.*



Abstract of the Tonnage of the Shipping of the several Districts of the United States, on the last day of December, 1807.

DISTRICTS.	Registered.		Enrolled and Licensed.		Licensed under 20 tons.		Aggregate Tonnage of each District.	Proportions of the Enrolled and Licensed Tonnage employed in the		
	Permanent.	Temporary.	Permanent.	Temporary.	Coasting Trade.	Cod Fishery.		Coasting Trade.	Whale Fishery.	Cod Fishery.
	Tons. 95ths.	Tons. 95ths.	Tons. 95ths.	Tons. 95ths.	Tons. 95ths.	Tons. 95ths.		Tons. 95ths.	Tons. 95ths.	Tons. 95ths.
Portsmouth, <i>New Hampshire</i> ,	20,979.39	1,388.25	4,057.79	87.87	78.16	248.65	26,840.26	3,602.41	-	543.30
Newburyport, <i>Massachusetts</i> ,	26,791.16	2,429.21	4,998.01	131.59	69.14	210.91	34,630.12	1,293.55	-	3,836.05
Gloucester,	4,463.22	80.78	4,434.47	-	302.47	3,770.62	13,051.66	1,290.28	-	3,144.19
Salem,	30,947.23	541.55	9,376.62	128.56	-	89.27	41,083.33	5,736.87	-	3,768.31
Ipswich,	244.69	-	961.43	-	73.34	115.06	1,394.57	105.71	-	855.67
Marblehead,	8,189.30	-	13,112.41	131.33	-	175.38	21,608.47	5,300.58	-	7,943.16
Boston,	83,340.18	15,458.07	17,466.82	2,309.69	339.70	595.77	119,510.38	15,159.12	-	4,617.44
Plymouth,	11,298.18	-	9,106.75	229.81	27.52	98.60	20,761.01	3,446.04	-	5,890.57
Barnstable,	1,439.33	157.73	16,294.36	69.63	267.90	224.78	18,453.88	5,055.27	65.00	11,243.72
Nantucket,	12,870.53	-	4,468.24	124.36	76.02	-	17,539.20	3,560.89	62.75	968.86
Edgartown,	242.40	-	662.35	-	94.93	-	999.73	369.49	-	292.81
New Bedford,	18,180.93	390.71	6,418.94	180.24	50.51	-	25,221.48	5,738.38	-	860.80
Dighton,	1,543.54	190.56	4,869.51	-	174.86	-	6,778.57	4,655.71	-	213.75
York,	1,183.37	255.08	1,306.26	165.91	129.14	115.82	3,155.68	1,018.08	-	454.14
Kennebunk,	7,442.16	30.81	651.76	-	14.89	157.04	8,296.76	138.56	-	513.20
Biddeford,	3,611.39	91.91	2,119.79	-	-	30.83	5,854.07	1,369.88	-	749.86
Portland,	28,355.35	1,238.62	10,358.71	50.00	528.61	710.06	41,241.45	7,481.32	-	2,927.39
Bath,	16,183.43	1,984.51	3,242.02	-	139.76	207.65	21,758.47	2,583.31	-	659.66
Wiscasset,	12,059.78	629.79	2,772.60	22.85	81.58	782.92	16,349.72	2,228.63	-	566.82
Waldoborough,	5,262.55	1,818.83	10,251.58	-	119.94	814.91	18,268.01	9,795.50	-	456.08
Penobscot,	4,189.66	367.13	9,907.10	-	317.35	587.64	15,368.93	8,180.68	-	1,726.37
Frenchman's Bay,	1,279.34	-	3,242.46	-	397.53	191.50	5,110.88	2,231.00	-	1,011.46
Machias,	1,167.43	-	1,439.30	-	42.29	71.50	2,720.57	1,292.21	-	147.09
Passamaquoddy,*	405.37	3,952.93	581.36	1,784.86	204.33	-	6,929.00	1,951.22	-	415.05
Vermont,	301.27	-	-	-	-	-	301.27	-	-	-
Newport, <i>Rhode Island</i> ,	8,945.73	668.69	3,850.61	93.06	377.25	-	13,935.44	2,882.57	-	1,061.10
Bristol,	5,434.21	420.64	1,215.54	-	30.85	-	7,101.34	1,100.14	-	115.40
Providence,	12,881.00	141.82	2,336.49	35.46	66.82	-	15,461.69	2,296.77	-	75.18
New London, <i>Connecticut</i> ,	6,121.63	1,135.84	7,295.27	117.14	279.06	381.52	15,330.56	2,547.87	779.37	4,085.12
Middletown,	11,195.37	-	5,278.79	-	553.45	-	17,027.66	4,914.42	-	364.37
New Haven,	7,541.90	203.34	3,156.83	141.04	306.17	-	11,349.38	2,991.81	-	306.06
Fairfield,	800.29	72.54	5,488.75	-	125.94	-	6,487.62	5,430.73	-	58.02
Lake Champlain, <i>New York</i> ,	57.08	-	-	-	-	-	57.08	-	-	-
Hudson,	1,560.48	297.38	1,862.43	42.07	68.16	-	3,830.57	1,904.50	-	-
New York,	133,022.02	11,941.27	68,942.51	-	3,474.49	-	217,381.34	68,827.78	-	115.68
Sagg Harbor,	2,046.16	-	2,537.65	-	152.65	35.17	4,771.68	1,835.10	-	702.55
Perth Amboy, <i>New Jersey</i> ,	544.44	271.89	6,885.27	-	639.56	-	8,341.26	6,885.27	-	-
Little Egg Harbor,	-	-	1,561.52	-	63.39	-	1,624.91	1,561.52	-	-
Burlington,	-	-	1,340.52	-	193.60	-	1,534.17	1,340.52	-	-
Bridgetown,	135.70	-	7,212.73	-	1,345.64	-	8,694.17	7,212.73	-	-
Great Egg Harbor,	-	-	3,535.71	-	-	-	3,535.71	3,535.71	-	-
Philadelphia, <i>Pennsylvania</i> ,	86,751.39	7,141.52	8,983.00	1,372.29	1,085.17	-	105,333.42	10,355.29	-	-

1808.]

TONNAGE FOR THE YEAR 1807.

733

ABSTRACT—Continued.

DISTRICTS.	Registered.		Enrolled and Licensed.		Licensed under 20 tons.		Aggregate Tonnage of each District.	Proportions of the Enrolled and Licensed Tonnage employed in the		
	Permanent.	Temporary.	Permanent.	Temporary.	Coasting Trade.	Cod Fishery.		Coasting Trade.	Whale Fishery.	Cod Fishery.
	Tons. 95ths.	Tons. 95ths.	Tons. 95ths.	Tons. 95ths.	Tons. 95ths.	Tons. 95ths.		Tons. 95ths.	Tons. 95ths.	Tons. 95ths.
Presque Isle, - - - - -	100.20	-	-	-	-	-	100.20	-	-	-
Wilmington, <i>Delaware</i> , - - - - -	728.48	376.47	5,854.03	23.94	624.93	-	7,608.00	5,878.02	-	-
Baltimore, <i>Maryland</i> , - - - - -	68,901.84	9,327.46	11,683.26	-	1,919.94	-	91,832.60	11,683.26	-	-
Chester, - - - - -	-	-	1,704.36	-	96.00	-	1,800.36	1,704.36	-	-
Oxford, - - - - -	81.62	-	8,866.19	-	1,754.52	-	10,702.38	8,866.19	-	-
Vienna, - - - - -	896.15	213.91	8,177.90	-	1,770.76	-	11,055.82	8,177.90	-	-
Havre de Grace, - - - - -	-	-	1,475.05	-	102.91	-	1,578.01	1,475.05	-	-
Snow Hill, - - - - -	322.09	-	3,598.01	-	814.65	-	4,734.75	3,598.01	-	-
Annapolis, - - - - -	-	39.27	1,934.33	-	521.05	-	2,494.65	1,934.33	-	-
Nottingham, - - - - -	-	-	1,358.27	-	43.50	-	1,401.77	1,358.27	-	-
Nanjemoy, - - - - -	-	-	1,602.66	-	252.14	-	1,854.80	1,602.66	-	-
Georgetown, <i>Columbia</i> , - - - - -	739.41	452.33	1,375.24	-	442.09	-	3,009.12	1,375.24	-	-
Alexandria, - - - - -	6,314.65	1,137.43	2,576.89	121.40	648.72	-	10,799.24	2,698.34	-	-
Hampton, <i>Virginia</i> , - - - - -	-	53.79	456.84	-	189.43	-	700.16	456.84	-	-
Norfolk, - - - - -	20,394.89	8,598.77	7,187.54	1,737.51	2,469.30	-	40,388.16	8,925.10	-	-
Petersburgh, - - - - -	1,868.64	254.48	2,846.07	197.73	427.78	-	5,594.80	3,043.80	-	-
Richmond, - - - - -	388.20	530.31	2,818.30	238.80	24.83	-	4,000.54	3,057.15	-	-
York Town, - - - - -	-	-	3,106.38	-	112.63	-	3,219.06	3,106.38	-	-
East River, - - - - -	-	-	1,229.33	-	218.08	-	1,447.41	1,229.33	-	-
Tappahannock, - - - - -	764.09	-	3,644.92	310.84	715.01	-	5,434.91	3,955.81	-	-
Yeocomico, - - - - -	-	-	901.77	-	410.62	-	1,312.44	901.77	-	-
Dumfries, - - - - -	-	-	819.14	21.00	267.31	-	1,107.45	840.14	-	-
Folly Landing, - - - - -	649.63	-	1,223.37	-	1,155.73	-	3,028.78	1,223.37	-	-
Cherrystone, - - - - -	-	-	620.86	-	521.49	-	1,142.40	620.86	-	-
Wilmington, <i>North Carolina</i> , - - - - -	2,537.81	2,880.10	729.85	137.58	149.21	-	6,434.65	867.48	-	-
Newbern, - - - - -	3,410.80	879.47	893.93	-	222.23	-	5,406.53	893.93	-	-
Washington, - - - - -	2,431.84	710.75	1,574.23	-	398.71	-	5,115.63	1,574.23	-	-
Edenton, - - - - -	4,175.79	1,249.94	3,473.55	-	843.23	-	9,742.61	3,473.55	-	-
Camden, - - - - -	1,541.33	1,232.59	2,143.37	66.24	808.44	-	6,092.07	2,209.61	-	-
Beaufort, - - - - -	397.88	145.88	453.54	-	198.52	-	1,195.92	453.54	-	-
Charleston, <i>South Carolina</i> , - - - - -	38,772.80	6,450.05	6,891.30	881.83	15.07	-	53,011.15	7,773.18	-	-
Savannah, <i>Georgia</i> , - - - - -	7,800.48	4,886.57	1,184.41	1,101.01	-	-	14,972.52	2,285.42	-	-
Brunswick, - - - - -	-	-	341.19	101.69	98.49	-	541.42	542.88	-	-
St. Mary's, - - - - -	31.37	108.66	432.08	190.90	-	-	763.11	623.03	-	-
Mississippi, - - - - -	9,730.91	3,047.72	542.25	-	290.09	-	13,611.07	442.25	-	-
Niagara, † - - - - -	137.17	-	-	-	-	-	137.17	-	-	-
Ocracock, ‡ - - - - -	-	-	129.48	-	17.11	-	146.59	129.48	-	-
Total, - - - - -	752,428.15	95,878.70	367,438.00	12,349.08	30,838.39	9,616.20	1,268,548.57	318,189.93	907.17	60,689.88

\* Fourth quarter of 1806, being the last return.

† Fourth quarter of 1806, being the last return.

‡ Second quarter of 1807, being the last return.

*Recapitulation of the Tonnage of the United States for 1807.*

## REGISTERED TONNAGE.

The registered vessels which were employed in foreign trade, and the amount of registered tonnage of the United States, at the close of the year 1807, was . . . . . *Tons. 95ths.*  
(a.) 848,306.85

## ENROLLED AND LICENSED TONNAGE.

The enrolled vessels employed in the coasting trade, at the close of the year 1807, was . . . . . *Tons. 95ths.* 318,189.93  
The licensed vessels, under 20 tons, employed in ditto, was . . . . . 30,838.39  
349,028.37

## FISHING VESSELS.

The enrolled vessels licensed for the whale fishery, amounted to . . . . . 907.17  
Ditto ditto for the cod ditto, ditto . . . . . 60,689.88  
The licensed vessels under 20 tons for do. ditto, ditto . . . . . 9,616.20  
71,213.30  
1,268,548.57

(a.) The total amount of registered tonnage employed other than in the whale fishery, during the year 1807, was . . . . . 840,162.60  
The amount employed in the whale fishery, . . . . . 8,144.25  
848,306.85

TREASURY DEPARTMENT, *Register's Office, December 13, 1808.*

I do hereby certify that the foregoing statement is a true extract from the quarterly abstracts of tonnage rendered by the collectors of the several districts of the United States, for 1807.

JOSEPH NOURSE, *Register.*

10th CONGRESS.]

No. 134.

[2d SESSION.]

## EXPORTS FOR THE YEAR ENDING SEPTEMBER 30, 1808.

COMMUNICATED TO THE HOUSE OF REPRESENTATIVES, DECEMBER 27, 1808.

TREASURY DEPARTMENT, *December 26, 1808.*

SIR:

I have the honor to transmit, herewith, a statement of goods, wares, and merchandise, exported from the United States, nominally, during one year, prior to the first day of October, 1808, but, in fact, during the three last months of the year 1807, subsequent exportations having been prevented by the embargo.

The goods, wares, and merchandise, of domestic growth or manufacture, included in this statement, are estimated at

And those of foreign growth or manufacture, at	-	-	-	-	-	-	-	\$9,433,546
Amounting together to	-	-	-	-	-	-	-	\$22,430,960

The articles of domestic growth or manufacture may be arranged under the following heads, viz:

Produce of the Sea,	-	-	-	-	-	-	-	\$832,000
Forest,	-	-	-	-	-	-	-	1,399,000
Agriculture,	-	-	-	-	-	-	-	6,746,000
Manufactures,	-	-	-	-	-	-	-	344,000
Uncertain,	-	-	-	-	-	-	-	112,000
								<u>\$9,433,000</u>

I have the honor to be, with great respect, sir, your obedient servant,

ALBERT GALLATIN.

The Honorable the SPEAKER of the House of Representatives.

Statement of Exports, the produce and manufacture of the United States, commencing the 1st of October, 1808, and ending the 30th of September, 1808.

SPECIES OF MERCHANDISE.	Quantity or Value.	SPECIES OF MERCHANDISE.	Quantity or Value.
Fish, dried or smoked, - - quintals,	155,808	Indigo, - - - - - pounds,	1,000
Pickled, - - - - - barrels,	18,957	Cotton, Sea Island, - - - do.	949,051
Ditto, - - - - - kegs,	3,086	other, - - - - - do.	9,681,394
Oil, Spermaceti, - - - gallons,	612	Tobacco, - - - - - hhds.	9,576
Whale and other fish, - - do.	198,019	Flax, - - - - - pounds,	187
Whalebone, - - - - - pounds,	8,660	Flaxseed, - - - - - bushels,	102,930
Spermaceti Candles, - - - do.	45,130	Hops, - - - - - pounds,	20,697
Wood, Staves, and Heading, - M.	10,003	Mustard, - - - - - do.	55
Shingles, - - - - - do.	17,512	Wax, - - - - - do.	93,770
Hoops and Poles, - - - do.	2,186	Household Furniture, - - dollars,	34,231
Boards, Plank, and Scantling, - - - M. feet,	25,845	Coaches and other Carriages, - - do.	4,243
Hewn Timber, - - - tons,	7,412	Hats, - - - - - do.	9,399
Lumber of all kinds, - - dollars,	21,740	Saddlery, - - - - - do.	1,328
Masts and Spars, - - - do.	2,088	Lead, - - - - - pounds,	40,583
Oak Bark and other Dye, - do.	5,136	Beer, Porter, and Cider, in casks, gallons,	17,587
All manufactures of, - - do.	44,311	in bottles, dozens,	2,524
Naval Stores, Tar, - - - barrels,	18,764	Boots, - - - - - pairs,	914
Pitch, - - - - - do.	624	Shoes, Silk, - - - - - do.	44
Rosin, - - - - - do.	800	Leather, - - - - - do.	16,430
Turpentine, - - - do.	17,061	Candles, tallow, - - - pounds,	289,151
Ashes, Pot, - - - - - tons,	1,464	Soap, - - - - - do.	417,949
Pearl, - - - - - do.	867	Starch, - - - - - do.	8,916
Skins and Furs, - - - - - dollars,	161,216	Hair Powder, - - - - - do.	996
Beef, - - - - - barrels,	20,101	Snuff, - - - - - do.	12,836
Pork, - - - - - do.	15,478	Tobacco, manufactured, - - do.	23,496
Hams and Bacon, - - - pounds,	258,418	Leather, - - - - - do.	87,316
Tallow, - - - - - do.	4,985	Maple and other brown Sugar, - do.	12,420
Butter, - - - - - do.	894,152	Bricks, - - - - - M.	892
Cheese, - - - - - do.	316,876	Spirits from grain, - - - gallons,	6,696
Lard, - - - - - do.	585,173	Linseed Oil, - - - do.	279
Horned Cattle, - - - number,	2,050	Spirits of Turpentine, - - - do.	1,530
Horses, - - - - - do.	1,800	Cables and Cordage, - - - cwt.	1,521
Mules, - - - - - do.	173	Cards, wool and cotton, - - dozens,	276
Sheep, - - - - - do.	1,531	Iron, Pig, - - - - - tons,	9
Hogs, - - - - - do.	1,956	Bar, - - - - - do.	67
Poultry, - - - - - dozens,	737	Nails, - - - - - pounds,	30,237
Wheat, - - - - - bushels,	87,330	Castings, - - - - - dollars,	4,165
Indian Corn, - - - - - do.	249,532	All other manufactures of iron, or iron and steel, - do.	5,899
Rye, - - - - - do.	530	Spirits from molasses, - - - gallons,	31,120
Oats, - - - - - do.	23,698	Sugar refined, - - - - - pounds,	7,942
Barley, - - - - - do.	173	Chocolate, - - - - - do.	3,000
Beans, - - - - - do.	11,312	Gunpowder, - - - - - do.	29,300
Peas, - - - - - do.	14,335	Copper or Brass, and Copper manufactured, - - - dollars,	4,031
Potatoes, - - - - - do.	36,316	Medicinal drugs, - - - - - do.	4,328
Apples, - - - - - barrels,	3,880	Merchandise, and other articles not enumerated, manufactured, do.	67,479
Flour, - - - - - do.	263,813	Raw produce, do.	45,027
Meal, Rye, - - - - - do.	6,167	Total value of the foregoing statement, Dollars,	9,433,546
Indian, - - - - - do.	30,818		
Buckwheat, - - - - - do.	56		
Biscuit or ship Bread, - - - do.	21,579		
Do. do. Do. - - - - - kegs,	6,628		
Rice, - - - - - tierces,	9,228		

Statement of Exports the produce and manufacture of foreign countries, commencing the 1st of October, 1807, and ending the 30th of September, 1808.

SPECIES OF MERCHANDISE.	Quantity or Value.		
	Entitled to Drawback.	Not entitled to Drawback.	Total.
Value of goods free of duty, - - - - - dollars,	-	-	370,341
at 12½ per cent. - - - - - do.	2,519,572	1,094,576	3,614,148
at 15 do. - - - - - do.	419,887	335,198	755,085
at 20 do. - - - - - do.	10,733	13,424	24,157
Wines, Malmsey Madeira and London particular, - - - gallons,	8,966	152	9,118
All other Madeira, - - - do.	3,769	-	3,769
Burgundy, Champaign, &c. - - - do.	709	378	1,087
Sherry and St. Lucar, - - - do.	4,523	752	5,275
Claret, &c. in bottles or cases, - - - do.	129,768	11,520	141,288
Lisbon, Oporto, &c. - - - do.	5,317	2,999	8,316
Teneriffe, Fayal, &c. - - - do.	44,966	8,428	53,394
All other, - - - - - do.	858,052	106,782	964,834
Spirits, from grain, - - - - - do.	41,984	3,752	45,736
other materials, - - - - - do.	130,849	53,407	184,256

## STATEMENT OF EXPORTS—Continued.

SPECIES OF MERCHANDISE,	Quantity or Value.		
	Entitled to Drawback.	Not entitled to Drawback.	Total.
Molasses, - - - - -	gallons, 6,545	792	7,337
Beer, Ale, and Porter, - - - - -	do. 1,688	-	1,688
Teas, Bohea, - - - - -	pounds, 3,167	846	4,013
Souchong, and other black,	do. 95,806	3,738	99,544
Hyson, Imperial, &c.	do. 53,238	2,935	56,173
Other green, - - - - -	do. 74,348	3,805	78,153
Coffee, - - - - -	do. 6,472,691	852,757	7,325,448
Cocoa, - - - - -	do. 1,712,292	184,698	1,896,990
Chocolate - - - - -	do. 3,000	-	3,000
Sugar, Brown, &c. - - - - -	do. 20,206,512	629,063	20,835,575
White, clayed, or powdered,	do. 7,433,465	693,487	8,126,952
Almonds, - - - - -	do. 62,953	19,188	82,141
Fruits, Currants, - - - - -	do. 9,554	13,311	22,865
Prunes and Plums, - - - - -	do. 2,105	1,396	3,501
Figs, - - - - -	do. 9,701	-	9,701
Raisins, in boxes, jars, and Muscadell,	do. 28,826	21,384	50,210
all other, - - - - -	do. 28,000	1,162	29,162
Candles, Tallow, - - - - -	do. 92,378	100	92,478
Wax or Spermaceti, - - - - -	do. 1,648	-	1,648
Cheese, - - - - -	do. 190,568	3,825	194,393
Soap, - - - - -	do. 301,030	5,815	306,845
Tallow, - - - - -	do. 24,956	1,981	26,937
Spices, Nutmegs, - - - - -	do. -	9	9
Cinnamon, - - - - -	do. 573	407	980
Cloves, - - - - -	do. 13,107	2,784	15,891
Pepper, - - - - -	do. 1,351,144	358,834	1,709,978
Pimento, - - - - -	do. 27,769	3,564	31,333
Chinese Cassia, - - - - -	do. 12,787	4,380	17,167
Tobacco, manufactured, other than snuff and cigars,	do. 1,943	1,217	3,160
Snuff, - - - - -	do. 12,603	406	13,009
Indigo, - - - - -	do. 132,675	6,917	139,592
Cotton, - - - - -	do. 1,375,653	58,288	1,433,941
Powder, Hair, - - - - -	do. -	1,000	1,000
Gun, - - - - -	do. 2,000	925	2,925
Iron, Anchors and Sheet, - - - - -	do. 4,453	4,314	8,767
Slit and Hoop, - - - - -	do. 61,359	7,808	69,167
Nails, - - - - -	do. 512,079	79,190	591,269
Spikes, - - - - -	do. -	336	336
Paints, Ochre, Yellow, in Oil, - - - - -	do. 2,509	-	2,509
Dry Yellow, - - - - -	do. 67	1,400	1,467
Spanish Brown, - - - - -	do. 8,906	3,346	12,252
White and Red Lead, - - - - -	do. 26,165	15,843	42,008
Lead, and manufactures of Lead, - - - - -	do. 16,560	2,883	19,443
Cordage, tarred, - - - - -	do. 100,752	11,200	111,952
Steel, - - - - -	cwt. 539	14	553
Hemp, - - - - -	do. -	60	60
Twine and Packthread, - - - - -	do. 4,460	2	4,482
Glauber Salts, - - - - -	do. -	2	2
Salt, weighing more than 56 lbs. per bushel,	pounds, 135,858	-	135,858
weighing 56 lbs. or less, - - - - -	bushels, 15,507	591	16,098
Coal, - - - - -	do. 200	211	411
Fish, Foreign caught, dried, - - - - -	quintals, -	55,222	55,222
Pickled, Salmon, - - - - -	barrels, -	931	931
Mackerel, - - - - -	do. -	694	694
all other, - - - - -	do. -	2,152	2,152
Glass, Black quart bottles, - - - - -	groce, 1,144	41	1,185
Window, not above 8 inches by 10,	100 sq. ft. -	9	9
all above 10 inches by 12,	do. -	3	3
Cigars, - - - - -	M. 620	71	691
Shoes and Slippers, Silk, - - - - -	pairs, 9,932	60	9,992
Kid, Morocco, &c. for men and women,	do. 4,451	282	4,733
all other for children, - - - - -	do. 1,464	156	1,620
Cards, playing, - - - - -	packs, 1,728	-	1,728
Value, - - - - -	Dollars, 10,163,127	2,834,287	12,997,414

*A summary of the value and destination of the Exports of the United States, agreeably to the preceding statements.*

	Domestic pro- duce.	Foreign pro- duce.	Total value to the dominions of each Power
Swedish West Indies, - - - - -	67,902	166,553	234,455
Denmark and Norway, - - - - -	11,740	138,836	
Danish West Indies, - - - - -	192,163	72,847	415,586
Holland, - - - - -	382,121	2,227,792	
Dutch West Indies and American colonies,	97,734	14,839	2,758,587
Dutch East Indies, - - - - -	16,280	7,501	
Cape of Good Hope, - - - - -	4,546	7,844	
England, Man, and Berwick, - - - - -	2,215,473	90,777	5,183,297
Scotland, - - - - -	412,682	4,542	
Ireland, - - - - -	450,901	11,008	5,183,297
Guernsey, Jersey, Sark, and Alderney,	14,922		
Gibraltar, - - - - -	10,976		5,183,297
British West Indies, - - - - -	1,427,510	133,553	
British East Indies, - - - - -		31,500	5,183,297
Newfoundland and British fisheries,	35,911	9,181	
British American colonies, - - - - -	272,724	61,637	
Hamburg, Bremen, other Hanse Towns, &c.	24,963	204,852	229,815
French European ports on the Atlantic,	633,037	1,810,594	
do. do. on the Mediterranean,	75,643	315,802	4,541,435
French West Indies and American Colonies,	802,630	769,953	
Bourbon and Maurïus, - - - - -	58,370	75,406	
Spanish European ports on the Atlantic,	316,396	562,615	5,949,903
Do. do. on the Mediterranean,	224,982	338,388	
Teneriffe and the other Canaries,	31,694	96,352	5,949,903
Floridas, - - - - -	22,411	20,510	
Honduras, Campeachy, and Musquito Shore,	45,434	114,068	5,949,903
Spanish West Indies and American Colonies,	631,086	3,545,967	
Portugal, - - - - -	342,277		539,647
Madeira, - - - - -	131,102	27,280	
Fayal and the other Azores, - - - - -	992	21,570	539,647
Cape de Verd Islands, - - - - -	5,755	10,671	
Italy, - - - - -	58,085	1,312,173	1,370,258
Trieste and other Austrian Ports on the Adriatic,	10,530	163,353	
Turkey, Levant, and Egypt, - - - - -	308	172,881	173,883
Morocco and Barbary States, - - - - -	32,026		173,189
East Indies, generally, - - - - -	13,061	55,660	32,029
West Indies, generally, - - - - -	338,362	130,643	68,721
Africa, - - - - -	15,051	1,397	469,005
Northwest Coast of America, - - - - -	5,766	268,939	16,448
<b>Total,</b> - - - - -	<b>\$9,433,546</b>	<b>12,997,414</b>	<b>274,705</b>
			<b>22,430,960</b>

*A Summary of the value of Exports from each State.*

	Domestic.	Foreign.	Total.
New Hampshire, - - - - -	122,294	2,765	125,059
Vermont, - - - - -	83,103	25,669	108,772
Massachusetts, - - - - -	1,508,632	3,619,690	5,128,322
Rhode Island, - - - - -	139,684	102,350	242,034
Connecticut, - - - - -	397,781	15,910	403,691
New York, - - - - -	2,362,438	3,243,620	5,606,058
New Jersey, - - - - -	12,511	8,288	20,799
Pennsylvania, - - - - -	1,066,527	2,946,803	4,013,330
Delaware, - - - - -	38,052	70,683	108,735
Maryland, - - - - -	764,992	1,956,114	2,721,106
*District of Columbia, - - - - -	281,936	3,381	285,317
Virginia, - - - - -	508,124	18,349	526,473
North Carolina, - - - - -	117,129	-	117,129
South Carolina, - - - - -	1,404,043	260,402	1,664,445
†Georgia, - - - - -	24,626	-	24,626
‡Territory of the United States, - - - - -	601,674	723,390	1,325,064
<b>Total, - - - - - Dollars,</b>	<b>9,433,546</b>	<b>12,997,414</b>	<b>22,430,960</b>

	Domestic.	Foreign.	Total.
*Georgetown, - - - - -	70,053	-	70,053
Alexandria, - - - - -	211,883	3,381	215,264
<b>Total, - - - - - Dollars,</b>	<b>281,936</b>	<b>3,381</b>	<b>285,317</b>
†Ohio State, - - - - -	13,115	-	13,115
Michigan Territory, - - - - -	50,848	-	50,848
Orleans Territory, - - - - -	537,711	723,390	1,261,101
<b>Total, - - - - - Dollars,</b>	<b>601,674</b>	<b>723,390</b>	<b>1,325,064</b>

‡ No returns have been received from the District of Savannah.

*A Summary Statement of the value of the Exports of the growth, produce, or manufacture, of the United States, during the period comprehended in the preceding statements.*

THE SEA—\$832,000.				
1. Fisheries.				
Dried fish, or cod fishery, - - - - -	-	-	623,000	
Pickled fish, or river fishery, herring, shad, salmon, mackerel, - - - - -	-	-	98,000	
Whale (common) oil and bone, - - - - -	88,000	-	-	
Spermaceti oil and candles, - - - - -	23,000	-	-	
			111,000	832,000
THE FOREST—1,399,000.				
2. Skins and furs, - - - - -	-	-	161,000	
3. Product of Wood.				
Lumber, (boards, staves, shingles, hoops and poles, hewn timber, masts, &c.) - - - - -	723,000	-	-	
Oak bark and other dyes, - - - - -	5,000	-	-	
Naval stores, (tar, turpentine, pitch, rosin, &c.) - - - - -	102,000	-	-	
Ashes, pot and pearl, - - - - -	408,000	-	-	
			1,238,000	1,399,000
AGRICULTURE—6,746,000.				
4. Product of Animals.				
Beef, tallow, hides, (live cattle,) - - - - -	265,000	-	-	
Butter and cheese, - - - - -	196,000	-	-	
Pork, pickled, bacon, (live hogs) - - - - -	-	-	461,000	
Horses and mules, - - - - -	105,000	-	398,000	
Sheep, - - - - -	4,000	-	-	
			109,000	
5. Vegetable Food.				
Wheat, flour, and biscuit, - - - - -	-	-	1,936,000	
Indian corn and meal, - - - - -	-	-	298,000	
Rice, - - - - -	-	-	221,000	
All other, (rye, oats, pulse, potatoes, apples, &c.) - - - - -	-	-	95,000	
				2,550,000
6. Tobacco, - - - - -	-	-	-	833,000
7. Cotton,* - - - - -	-	-	-	2,221,000
8. All other Agricultural products.				
Indigo, - - - - -	-	-	1,500	
Flaxseed, - - - - -	-	-	131,000	
Brown Sugar, - - - - -	-	-	1,500	
Hops, - - - - -	-	-	3,000	
Wax, - - - - -	-	-	34,000	
Various items, (poultry, flax, mustard, &c.) - - - - -	-	-	3,000	
				174,000

\* Sea Island cotton valued at thirty cents per pound.

Upland cotton valued at twenty cents per pound.

## STATEMENT—Continued.

MANUFACTURES—344,000.				
9. <i>Manufactures.</i>				
Of domestic materials—				
Soap and tallow candles,		97,000		
Leather, boots, shoes, saddlery,		44,000		
Hats,		10,000		
Grain, (spirits, beer, starch, &c.)		15,000		
Wood, (including furniture, coaches, and other carriages).		82,000		
Cordage and canvass,		24,000		
Iron,		20,000		
Various items, (snuff, silk shoes, wax candles, tobacco, lead, bricks, &c.)		17,000		
			309,000	
Of foreign materials—				
Spirits, of molasses,		15,000		
Sugar, refined,		2,000		
Chocolate,		1,000		
Gunpowder,		9,000		
Brass and copper,		4,000		
Medicinal,		4,000		
			35,000	
UNCERTAIN—112,000.				
10. Articles not distinguished in returns.				
Manufactured,			67,000	
Raw produce,			45,000	
				112,000
				344,000
				9,433,000
	Total,	<i>Dollars,</i>		

*A Statement of the Duties collected on the importation of articles which were afterwards re-exported, without being entitled to drawback.*

SPECIES OF MERCHANDISE.	Amount of duty.		SPECIES OF MERCHANDISE.	Amount of duty.	
	Dollars.	Cts.		Dollars.	Cts.
Goods paying duties ad val. at 12½ per ct.	136,822	00	Tobacco manufactured, other than snuff and cigars,		
15 do.	50,279	70	Snuff,		109 02
20 do.	2,684	80	Indigo,		40 60
Wines, Malmsey Madeira and London particular,	88	16	Cotton,		1,729 25
Burgundy and Champaign,	170	10	Powder, Hair,		1,748 64
Sherry and St. Lucar,	300	80	Gun,		40 00
Claret, &c. in cases or bottles,	4,032	00	Iron, anchors and sheet,		37 00
Lisbon, Oporto, &c.	899	70	slit and hoop,		64 71
Teneriffe, Fayal, &c.	2,359	84	Nails,		78 03
All other in casks,	24,559	86	Spikes,		1,583 80
Spirits, from grain,	1,050	56	Paints, Ochre, dry yellow,		3 36
from other materials,	14,953	96	Spanish brown,		14 00
Molasses,	39	60	White and red lead,		33 46
Teas, Bohea,	101	52	Lead and manufactures of lead,		316 86
Souchong and other black,	672	84	Cordage, tarred,		28 83
Hyson, imperial, &c.	939	20	Steel,		224 00
Other green,	761	00	Hemp,		14 00
Coffee,	42,637	85	Twine and packthread,		60 00
Cocoa,	3,693	96	Glauber salts,		8 00
Sugar, Brown, &c.	15,726	57	Salt,		4 00
White, clayed, &c.	20,804	61	Coal,		118 20
Almonds,	383	76	Fish, foreign caught, dried,		10 55
Fruits, Currants,	266	22	Pickled, Salmon,		27,611 00
Prunes and plums,	27	92	Mackerel,		925 00
Raisins, in jars, boxes, & Muscadel,	427	68	All other,		416 40
all other,	17	43	Glass, black quart bottles,		860 80
Candles, Tallow,	2	00	Window, not above 8 inches by 10,		24 60
Cheese,	267	75	All above 10 inches by 12,		14 40
Soap,	116	30	Cigars, 3		6 75
Tallow,	29	71	Shoes and Slippers, Silk,		142 00
Spices, Nutmegs,	4	50	Kid, morocco, &c. for men and women,		15 00
Cinnamon,	81	40	All other for children,		42 30
Cloves,	556	80			15 60
Pepper,	21,530	04			
Pimento,	142	56			
Chinese cassia,	175	20			
			Total,		383,948 11



10th CONGRESS.]

No. 135.

[2d SESSION.

## SICK AND DISABLED SEAMEN.

COMMUNICATED TO THE HOUSE OF REPRESENTATIVES, JANUARY 5, 1809.

TREASURY DEPARTMENT, *December 29, 1808.*

Sir:

Whilst the fund for supporting sick and disabled seamen has, during this year, been considerably diminished, the expenses are actually increasing: for the fund, consisting of the deduction of twenty cents per month from the wages of seamen, must necessarily decrease in the same ratio as the number of seamen actually employed; and, on the other hand, the number itself of those who are confined at home and deprived of employment, produces an increase of applications for relief.

All that had, by frugality in the expenditure, been saved during former years, will be inadequate to supply the deficiency of the ensuing year, unless orders be immediately given to reduce, by some general and harsh rules, the number of persons heretofore admitted. I cannot believe that this would be consistent with the intention of the Legislature, and think it my duty to state the fact, in order that a proper remedy may be applied.

Upon due consideration of the subject, it appears to me that the most simple and equitable plan would be to appropriate, for the year 1809, in aid of the fund, an additional sum of about two hundred thousand dollars; such sum to be applied as the fund itself, under the general directions of the President, but to be expended in the several ports, in proportion to the amount actually collected in each, on that account, during the year 1807, and to be applicable to the relief, not only of sick and disabled, but also of *distressed* seamen.

I am, very respectfully, sir, your obedient servant,

ALBERT GALLATIN.

THOMAS NEWTON, Esq. *Chairman of the Committee of Commerce and Manufactures.*

10th CONGRESS.]

No. 136.

[1st SESSION.

SALT.

COMMUNICATED TO THE HOUSE OF REPRESENTATIVES, JANUARY 13, 1809.

TREASURY DEPARTMENT, *January 7, 1809.*

Sir:

I had the honor to receive your letter of 27th ultimo, requesting such information, as I may possess, respecting the means of obtaining immediate and permanent supplies of salt, from the establishments within the United States.

The annexed statement A shews the annual consumption of imported salt, for each of the calendar years 1802—1807, after deducting the quantities used for the cod fishery, and also for pickled fish and salted provisions exported from the United States.

The annual average is almost three millions of bushels, weighing, each, 56 lbs. equal to 75,000 tons, and requiring, in fact, 125,000 tons of shipping for its importation. It must, also, be observed, that the deductions abovementioned, being calculated by the allowances on fishery and drawbacks, and the allowance<sup>3</sup> being, in fact, greater than the amount of duty on salt employed in the cod fishery, the quantity of imported salt, actually consumed in the United States, is greater than appears by the statement.

The statement B is intended to show the gross amount of salt annually imported for the years 1802—1807, and the countries from which imported. The manner in which the accounts are kept at the treasury has rendered it more convenient to give the amount, in this instance, for the years ending the 30th September, than for calendar years.

It will be perceived by the statement A that the domestic establishments have not increased, even in the same ratio as the population of the United States: for the average of their consumption of imported salt is greater for the last than for the first years of the statement. Considering, also, the regularity of the importations, and the well known fact that the article has been principally imported as ballast from England, there is reason to believe that the quantity of salt now in the country is very inadequate to the supply of the present year; and I am confident that there can be no reasonable expectation of the deficiency being supplied for that year from internal resources.

I am, therefore, clearly of opinion, that every encouragement should be given to immediate importations, and that measures should, at the same time, be adopted for the purpose of ensuring, for the succeeding years, a supply from domestic establishments.

The only means of promoting immediate importations appear to be, 1st. Either to except salt from the operation of the non-intercourse act, or to put off the general operation of that act till the 1st of July next; which last alternative appears, in every respect, the most eligible. 2dly. To authorize the President to permit American vessels to proceed, during the continuance of the embargo, to such foreign ports as may be designated by law, for the sole purpose of bringing in cargoes of salt.

The internal resources must be drawn from either the salt springs in various parts of the Western States, from the Onondaga springs, in the State of New York, or from the Atlantic shores.

The high price of salt, in the Western States, does not arise from the actual expense incurred in manufacturing the article: for it does not cost more than 75 cents per bushel at the Indiana or Wabash saline, and yet its market price has not been less than two dollars. It follows, that the price is kept up by reason of the quantity made being much less than the actual demand, and, therefore, that no considerable addition can be expected from that quarter; none, certainly, beyond the wants of that part of the country.

The quantity of salt made at the Onondaga springs may certainly be considerably increased. I have been informed that about 300,000 bushels are now annually made; and that the amount might, perhaps, be increased to six hundred thousand. On that subject, however, I cannot form a positive opinion; but am satisfied that the most sanguine calculations fall very short of the annual consumption of the United States; and that the principal resource to be relied on is the increase of establishments on the sea shore. These may be multiplied in numerous places, from Massachusetts to Georgia; and, although the repeal of the law laying a duty on importation has checked their progress, experience has proven that capital may be advantageously employed in that manufacture. I think that nothing

more is necessary to induce, at present, the application of a capital sufficient, in a short time, to produce an adequate supply, than the certainty of not being ruined by the competition of large importations at reduced prices. But it is doubtful whether it would be most eligible to effect that object by a bounty on the domestic manufacture, or by a renewal of the duty on the importation, to take place after the 1st of January, 1810, and to continue for — years. A combination of both would, perhaps, be best calculated to ensure success, and also most equitable. But a duty on importation alone is the easiest to execute, and is not liable to any constitutional objections.

The encouragement thus given to domestic establishments, may, indeed, during the number of years to which the duty or bounty would be limited, increase the price of salt. But that temporary inconvenience should be cheerfully submitted to, if an adequate supply of that necessary article may, thereby, be ever after ensured on reasonable terms, and from internal resources, not liable to be affected by war, or by any other interruption of commerce.

I have the honor to be, very respectfully, sir, your obedient servant,

ALBERT GALLATIN.

Honorable WILLIAM A. BURWELL, *Chairman, &c. in Congress.*

A.

*A Statement showing the quantities of Salt imported into the United States, for each of the years ending on the 31st of December, 1802, 1803, 1804, 1805, 1806, and 1807; exhibiting also the quantities re-exported, the allowance made for salt used in the curing of fish and salted provisions, and the quantities actually paying duty for said period.*

YEARS.	IMPORTED.	EXPORTED.	Allowances for salt used in curing fish and pro- visions.	PAYING DUTY.
	Bushels of 56 lbs.			
1802	3,948,434	34,235	669,890	3,244,309
1803	3,542,872	23,635	758,589	2,760,648
1804	3,433,996	31,047	963,708	2,439,241
1805	3,782,328	12,503	953,370	2,816,455
1806	4,262,704	84,850	993,755	3,184,099
1807	4,597,033	111,186	943,175	3,542,672

B.

*Statement showing the quantities of Salt imported into the United States, for each of the years ending on the 30th September, 1802, 1803, 1804, 1805, 1806, and 1807.*

	YEARS ENDING 30TH SEPTEMBER,					
	1802.	1803.	1804.	1805.	1806.	1807.
Europe, Great Britain, -	1,242,309	1,423,882	1,261,234	1,360,324	1,938,366	2,555,817
Portugal, -	548,129	817,320	549,467	266,702	367,894	561,833
Spain, -	296,182	411,367	276,291	622,591	225,379	404,110
All other parts, -	147,639	84,831	92,966	113,251	198,698	196,836
Africa, Cape de Verd Islands, -	374,719	220,545	407,194	476,322	659,251	250,455
All other parts, -	6,512	38,254	17,915	52,653	4,168	31,326
West Indies, British, -	806,411	771,111	829,254	715,169	500,526	593,753
All other, -	142,704	95,593	45,558	45,264	47,332	77,499
Total, -	3,564,605	3,862,803	3,479,879	3,652,276	3,941,614	4,671,629
Exported (a) -	704,125	782,224	994,755	965,873	1,078,605	1,054,361
	2,860,480	3,080,579	2,485,124	2,686,403	2,863,009	3,617,268

(a.) Including both the salt actually exported and the allowances for salt used in curing fish and provisions.

10th CONGRESS.]

No. 137.

[2d Session.]

## BONDS REQUIRED FOR ENROLLED OR LICENSED VESSELS.

COMMUNICATED TO THE HOUSE OF REPRESENTATIVES, JANUARY 25, 1809.

TREASURY DEPARTMENT, January 25, 1809.

Sir:

I had the honor to receive your letter of 17th instant, requesting information on the subject of the resolution of the House of Representatives, which directs an inquiry into the propriety of amending the laws relative to bonds which may be required for enrolled or licensed vessels.

The district court for Virginia has lately decided that the forms of the bonds prescribed in the year 1793, both for licences and enrolments, were not warranted by law, and therefore void.

Copies of the forms, A and B, are enclosed, the words underscored being those which the court has adjudged not to be warranted by law.

I understand that the variation in the licence bond A is unimportant. The Comptroller has prepared a new form, C, which comports with the decision of the court, and may be substituted without any alteration in the law.

But I think that the existing law should be amended so as to render the form of bond, heretofore prescribed by the treasury, for enrolment, legal. By the 8th section of the coasting act, every vessel enrolled or licensed, which proceeds on a foreign voyage, without first giving up her enrolment and licence, and being duly registered, is, with her return cargo, forfeited. But, although this has been made a condition of the bond B, so as to recover the penalty, if the vessel did not return, such condition is not authorized by the act, which, in relation to enrolment bonds, only refers generally to the requisites and proceedings necessary for registering vessels.

In order, therefore, that the persons violating the provisions of the 8th section may be punished, in case the vessel should, by not returning, escape the forfeiture, it is necessary to provide, by law, that no vessel shall be enrolled or licensed, unless bond shall have previously been given that she shall not proceed to a foreign voyage, &c. in the words now used in the enrolment bond B, but which have been adjudged not warranted by the existing law. And it may be further enacted, that, instead of a new bond, this should, as heretofore practised, be made a condition of the enrolment bond.

I have the honor to be, respectfully, sir, your obedient servant,

ALBERT GALLATIN.

THOS. NEWTON, Esq. *Chairman of Committee of Commerce and Manufactures.*

A.

*Form of a bond on granting a licence for carrying on the Coasting Trade, Whale Fishery, or Cod Fishery, as required by the fourth section of the act, entitled "An act for enrolling and licensing ships or vessels to be employed in the coasting trade and fisheries, and for regulating the same."*

Know all men by these presents, that we, *A B, husband or managing owner, and C D, master of the* —, of —, and *E F, all of* —, in —, are held and stand firmly bound to the United States of America, in the full and just sum of —, for the which payment, well and truly to be made, we bind ourselves, our heirs, executors, and administrators, jointly and severally, firmly, by these presents. Sealed with our seals, dated —.

The condition of the foregoing obligation is such, that, whereas —, collector for the district of —, has, in the manner prescribed by the act, entitled "An act for enrolling and licensing ships or vessels to be employed in the coasting trade and fisheries, and for regulating the same," issued and granted for the —, called the —, of —, burthen —, whereof —, is at present master, a licence for carrying on the — for one year from the —, which licence is dated —, and numbered —: Now, therefore, if it shall appear, within two years from the date hereof, that the said — has, *during the time for which the said licence is granted or shall remain in force*, been employed in any trade whereby the revenue of the United States shall have been defrauded, then the said obligation shall be good, and remain in full force; but otherwise, it shall be void and of no effect.

Signed, sealed, and delivered, in presence of —.

B.

*Form of a bond to be given before receiving a certificate of enrolment, pursuant to the act, entitled "An act for enrolling and licensing ships or vessels to be employed in the coasting trade and fisheries, and for regulating the same."*

Know all men by these presents, that we, —, are held and firmly bound to the United States of America, in the full and just sum of —, to which payment, well and truly to be made, we bind ourselves, our heirs, executors, and administrators, jointly and severally, by these presents. Witness our hands and seals, this — day of —, one thousand seven hundred and —.

The condition of the foregoing obligation is such, that, whereas —, collector for the district of —, has issued and granted a certificate of enrolment, in the manner prescribed by the act, entitled "An act for enrolling and licensing ships or vessels, to be employed in the coasting trade and fisheries, and for regulating the same," for the —, called the —, burthen —, whereof — is at present master, which certificate is dated —, and numbered —:

Now, therefore, if the said certificate of enrolment shall be solely used for the said —, for which it has been granted, and shall not be sold, lent, or otherwise disposed of, to any person or persons whomsoever, and in case the said — shall be lost or taken by an enemy, burnt, or broken up, or shall be otherwise prevented from returning to the port to which she belongs; if the said certificate (if preserved) shall, within eight days after the arrival of the master, or person having the charge or command of the said —, within any district of the United States, be delivered up to the collector of such district; or if any foreigner, or any person or persons, for the use and benefit of such foreigner, shall purchase or otherwise become entitled to the whole or any part or share of, or interest in, the said —, the same being within a district of the United States, if the said certificate shall, within seven days after such purchase, change, or transfer of property, be delivered up to the collector of the said district; or if such purchase, change, or transfer of property, shall happen when the said — shall be at sea, if the master or person having the charge or command thereof shall, within eight days after his arrival within any district of the United States, deliver up the said certificate to the collector of such district; or if the said — shall not proceed on a voyage to any foreign port or place, without being duly licensed according to law, for carrying on the cod or whale fishery, and without obtaining a permit to touch and trade at a foreign port or place, during such voyage, or without previously surrendering said certificate of enrolment to the collector of the district from which such foreign voyage shall be proposed to be made, then the said obligation shall be void, and of no effect; but otherwise, shall remain in full force and virtue.

Signed, sealed, and delivered, in presence of —.

## C.

*Form of a bond on granting a licence for carrying on the Coasting Trade, Whale Fishery, or Cod Fishery, as required by the fourth section of the act, entitled "An act for enrolling and licensing ships or vessels to be employed in the coasting trade and fisheries, and for regulating the same."*

Know all men by these presents, that we *A B, husband or managing owner, and C D master, of the* —, of —, and *E F, all of* —, in —, are held and stand firmly bound to the United States of America, in the full and just sum of —, for the which payment, well and truly to be made, we bind ourselves, our heirs, executors, and administrators, jointly and severally, firmly, by these presents. Sealed with our seals, dated —.

The condition of the foregoing obligation is such, that, whereas —, collector for the district of —, has, in the manner prescribed by the act, entitled "An act for enrolling and licensing ships or vessels to be employed in the coasting trade and fisheries, and for regulating the same," issued and granted for the —, called the —, of —, burthen —, whereof — is at present master, a licence for carrying on the — for one year from the —, which licence is dated —, and numbered —: Now, therefore, if it shall appear, within two years from the date hereof, that the said — has, during the time the licence granted to said vessel remained in force, been employed in any trade, whereby the revenue of the United States shall have been defrauded, then the said obligation shall be good, and remain in full force; but otherwise, it shall be void, and of no effect.

Signed, sealed, and delivered, in presence of —.

10th CONGRESS.]

No. 138.

[2d SESSION.]

## NATURALIZED SEAMEN REGISTERED.

COMMUNICATED TO THE HOUSE OF REPRESENTATIVES, FEBRUARY 4, 1809.

The Secretary of State, in compliance with the resolution of the House of Representatives, of the ninth ultimo, directing him "to lay before the House a statement of the whole number of persons born in foreign countries, and legally admitted citizens of the United States, by naturalization, who have been registered as American seamen, and returned as such to the Department of State, according to the lists transmitted by the collectors of the customs, in pursuance of the law relative to the relief and protection of American seamen," has the honor to state, that, upon an examination of the returns of registered seamen which have been received at this office, since the date of the above recited law, to wit, the 28th of May, 1796, and up to this time, it appears, by the abstract hereunto annexed, that, of the whole number of persons registered as American seamen, and so reported to this department, four hundred and forty-nine are designated as naturalized citizens. It is necessary, however, to remark, that there are not full returns from all the custom houses.

All of which is respectfully submitted.

JAMES MADISON.

DEPARTMENT OF STATE, February, 2, 1809.

*Abstract of the naturalized citizens who have been registered as American seamen at the different custom houses, since the year 1796, to wit:*

In the year 1796,	-	-	-	-	-	-	38
" 1797,	-	-	-	-	-	-	91
" 1798,	-	-	-	-	-	-	19
" 1799,	-	-	-	-	-	-	17
" 1800,	-	-	-	estimated at	-	-	34
" 1801,	-	-	-	-	-	-	16
" 1802,	-	-	-	-	-	-	21
" 1803,	-	-	-	-	-	-	71
" 1804,	-	-	-	-	-	-	33
" 1805,	-	-	-	-	-	-	24
" 1806,	-	-	-	-	-	-	22
" 1807,	-	-	-	-	-	-	35
" 1808,	-	-	-	-	-	-	28
Total number,	-	-	-	-	-	-	449

NOTE.—The returns for the year 1800 having been mislaid, an average estimate is made for that year, it being thought better to do so, than longer to delay the report.

10th CONGRESS.]

No. 139.

[2d SESSION.]

## EMBARGO.

COMMUNICATED TO THE HOUSE OF REPRESENTATIVES, FEBRUARY 6, 1809.

*To the Honorable Senate and House of Representatives of the United States in Congress assembled, the memorial and remonstrance of a meeting of citizens of the third ward of the city of New York, assembled in pursuance of public notice, respectfully sheweth:*

That, in the exercise of the undoubted right of freemen, your memorialists approach the Legislature of the Union, to remonstrate against certain provisions of the late act for enforcing the embargo. At the same time, your memorialists offer to Congress a solemn assurance of their readiness to defend the rights of their country, not only against subjugation from abroad, but against usurpation and despotism at home. They are firmly attached to the constitution and union of these United States; and whenever no other alternative shall remain, they will be ready to vindicate, in arms, the cause of their country and of its liberties.

Until now, it has been the boast of those who love this country and its political institutions, that we have a Government of laws, not of men; that our citizens are liable to punishment only upon judicial conviction of offences, not on suspicion; that no person can be deprived of life, liberty, or property, without due process of law; that the right of being secure against unreasonable searches, cannot be violated; that warrants cannot issue but upon proba-

ble cause, supported by oath or affirmation; and as the great bulwark of defence for all these rights, that the trial by jury shall be preserved. If principles, in their nature so original, and so necessarily interwoven with the fabric of every free government, can need a formal sanction, it will be found in the letter of the fourth, fifth, and seventh amendments to the constitution, and in the spirit of every part of that instrument.

In the act against which your memorialists remonstrate, they see direct and palpable violations of these principles, in the following, among other particulars:

That, by this act, a citizen may be deprived of his property without process of law:

That, by this act, a citizen may be deprived of his property at the caprice of individuals, not only when innocent of any offence, but of the intent to commit any:

That, by this act, a citizen may be deprived of his property without an offence committed, without proof, without trial, without judgment, without the benefit of a legal appeal against the injustice, and without remedy:

That, by this act, our property is subjected to instructions from the President, which may be kept secret; which may be different for different classes of men; which may proceed from misinformation, or worse causes; and which may be partial, arbitrary, and oppressive:

That, by this act, our property is placed under the discretion of officers of the revenue, with more than judicial powers, who, yet, are not sworn as judges, nor liable to impeachment as such; nor independent in office, nor presumed to be learned in the laws, nor bound to examine facts, or hear the accused:

That, by this act, our property is subjected to seizures, which may proceed, not only from mistake or false information, but from private malice, party animosity, or other corrupt motives:

That, by this act, the military power is introduced into the execution of municipal law before any resistance made, and when there is neither rebellion, war, nor danger of invasion:

That, by this act, we are subjected to vexatious searches and intrusions, without probable cause supported by oath or affirmation:

That, by this act, belief of guilt is taken for guilt itself, and, without the forms of law, is punished accordingly:

That, by this act, we are subjected to secret and odious inquisitions, inasmuch as, when informed against, we have no means of knowing the accusation, or of being confronted with the witnesses, or of having a public trial:

That, by this act, new conditions are annexed to bonds already given, and some of these conditions impossible to be performed:

That this act appears intended to bar the legal remedies for seizures, and other wrongs which may be most oppressive; and, instead of the law of the land, our undoubted and hitherto undisputed birth right, it refers us, for redress, to a petition, a summary hearing, and the final discretion of a district judge:

That, by this act, the legislative, judicial, and executive powers, are vested in one man; which is despotism.

The intention of your memorialists has been to confine themselves, in this remonstrance, chiefly to the objections of unconstitutionality; but they presume to notice some of the other particulars in which they conceive the act to be oppressive to the citizens, and dangerous to public liberty.

The excessive security required for vessels and cargoes, (being six times their value) is productive of various vexations and oppressions upon almost every class of the community. Upon the small trader and boatman, when unable to find security, the act operates as a total prohibition of the use of his property. It increases the expenses and risks of those engaged in transportation; it thus diminishes competition and supplies; and, without benefitting the farmer, enhances the prices of fuel and provisions in the cities, at a time, in other respects, sufficiently calamitous.

The great number and amount of bonds will also involve almost the whole mercantile community in responsibilities to Government, to an amount equal to that of their property, and perhaps superior. In case of suits, therefore, it may be impossible for them to procure competent bail; and thus the liberty of a great portion of the citizens may be held at the mercy of the prosecuting officers of Government.

Another effect, not less to be deplored, is, that this act, like all arbitrary powers, is calculated to infest society with spies and informers. It will multiply fees, and the exactions of office, encourage prosecutions, and enrich a host, not only of spies and informers, but of collectors, surveyors, tide-waiters, and other custom house officers, district attorneys, marshals, clerks, and their subordinate agents, who will fatten upon the public distress.

If another case was wanting to show the possible oppressions and despotic tendencies of the act, we might notice its application to our own city.

The city of New York receives its supplies of provisions and necessaries by boats and water craft. By this act, those vessels must have a general or special permission, which the collectors may refuse, for certain reasons, and the President may direct them to refuse without any reason whatever. We presume New York is the only city on earth, where, according to a public and formal law, the people may be starved at the mere will of a single individual.

Such an act is not more a violation of the express words, and whole scope of our written constitution, than it is an attack upon those fundamental principles of civil liberty, which, anterior to all charters of rights and powers, form the basis of every social compact.

But the alarm which these provisions are calculated to inspire, is, if possible, increased, when we find the act defended on the recent precedent exhibited at New Orleans. If, indeed, this act shall as soon be made the precedent for another similar step, there may be scarcely time for the people to awaken before the name of American liberty will be remembered only as a dream.

The occasion does not require your memorialists to discuss the delicate question, how far, in all cases, the application and effect of laws may be constitutionally subjected to the instructions of Executive officers; but we can readily discern an extreme case when this cannot be done. No law could give the President power to issue instructions for taking our lives by military execution, without offence, accusation, proof, trial, or sentence, upon the collector's mere belief of our intention to violate the embargo. Yet liberty and property are guarded by sanctions as strong as life, and the violation of one is no more a wound to the constitution than of the other.

To hardships, deprivations, and oppressions, such as this act may impose, it scarcely can be expected that the freemen of this country will submit.

They can never submit to military government:

They can never surrender the trial by jury:

They can never consent to hold their property subject to the arbitrary control of any man.

They can never surrender those other essential rights of freemen which are guarantied by the State and general constitutions, which their fathers fought to maintain, and which, when the occasion calls for it, they will also know how to defend.

Remote as we are from the seat of the General Government, we well know that Congress and the Executive have been assailed and deceived by interested individuals and intriguers for office. Such persons are seeking a momentary profit in measures which may ruin their country. Nor can the suggestion, that these are the opinions of a factious few, or of party animosity, be otherwise than injurious. It cannot long be concealed, that, in this and the neighboring States, the act has excited a spirit which is rapidly uniting all real friends of the country in a common sentiment of disapprobation. We deplore the fact, that Congress should remain ignorant of the strength of this sentiment, or be regardless of its expressions. We solemnly forewarn our Government of the dangers which may ensue from an attempt to array its powers against the rights of the citizens, or to enforce an act which can never be executed against the will of a free people.

And we respectfully pray Congress that the act aforesaid may be immediately repealed.

Signed, on behalf of themselves, and of the citizens assembled, by

JONATHAN LITTLE, *Chairman.*

E. DUNSCOMB, *Secretary.*

MARINE HOSPITAL FUND.

COMMUNICATED TO THE SENATE, ON THE 14TH FEBRUARY, 1809.

A.

Dr.

General Account of the Marine Hospital Fund, from 1st July, 1802, to 31st December, 1807.

Cr.

To amount of expenditures for the third and fourth quarters of the year 1802, per statement herewith,	\$19,287 49	By balances remaining unexpended in the hands of collectors on the 30th June, 1802, and the amount collected during the third and fourth quarters of that year, per statement herewith,	\$109,954 56
Do. do. for the year 1803, per do.	53,515 60	Amount collected in the year 1803,	54,933 21
Do. do. for the year 1804, per do.	49,224 99	Do. do. do. 1804,	58,210 98
Do. do. for the year 1805, per do.	50,954 93	Do. do. do. 1805,	58,005 98
Do. do. for the year 1806, per do.	54,312 38	Do. do. do. 1806,	66,820 01
Do. do. for the year 1807, per do.	54,581 06	Do. do. do. 1807,	61,474 47
Do. do. at New Orleans, before it was annexed to the United States,	\$3,620 34	Amount of an appropriation made for New Orleans in 1804, payable out of the general funds of the treasury,	\$1,000 00
Do. do. at Newport, for second quarter of 1802, beyond the receipts,	\$48 20	Deduct amount unexpended, carried to the surplus fund,	537 32
Do. do. at Norfolk, beyond the receipts, to 30th June, 1802,	11,009 98		462 68
Do. do. at Charleston, beyond do. including a sum paid to the surgeon in 1806,	5,860 04		
	16,918 22		
Cost of the marine hospital erected at Boston,	14,842 34		
	35,380 90		
Balance of the fund at the end of the year 1807, subject to some deductions for accounts of expenditures not received, the most considerable of which are those from Savannah, for the fourth quarter of 1806, and the first, second, and third quarters of 1807,	92,604 54		
	\$409,861 89		\$409,861 89

Estimate of the Marine Hospital Fund for the year 1808.

To amount of expenditures during the year 1808, by accounts settled at the treasury, comprising the first and second quarters principally, and the third and fourth partially,	\$54,533 72	By balance brought down, (at the end of the year 1807,) -	\$92,604 54
Estimated amount of expenditures during the year 1808, the accounts of which have not yet been settled at the treasury,	18,000 00	Amount collected in the year 1808, estimated at -	31,500 00
Estimated balance of the fund at the end of the year 1808, to which is to be added an unsettled balance due from the Navy Department for deductions belonging to this fund, made from the wages of seamen in the public service. Out of this balance, the sum of \$20,000 is pledged for the erection of a hospital at Charleston, whenever the corporation of that city shall procure a suitable lot of ground for the purpose,	51,570 82		
	\$124,104 54		\$124,104 54

B.

Statement of moneys collected at the several ports of the United States, for the relief of sick and disabled seamen, from 1st July, 1802, to 31st December, 1807, including the balances in the hands of Collectors, for that object, on the 30th June, 1802.

Ports.	Amount collected in the 3d & 4th quart's of 1802, including balance in Collectors' hands on 30th June, 1802.	AMOUNT COLLECTED IN					Ports.	Amount collected in the 3d & 4th quart's of 1802, including balance in Collectors' hands on 30th June, 1802.	AMOUNT COLLECTED IN				
		1803.	1804.	1805.	1806.	1807.			1803.	1804.	1805.	1806.	1807.
Portsmouth, -	\$2,081 69	\$579 14	\$646 15	\$556 53	\$635 64	\$636 46	Oxford, -	\$156 87	\$84 15	\$51 61	\$40 16	\$91 18	\$108 15
Newburyport, -	2,688 52	936 37	936 39	1,231 11	895 48	993 31	Vienna, -	1,002 89	402 00	142 39	525 95	315 74	303 35
Gloucester, -	960 83	390 70	426 62	249 21	282 92	269 54	Havre de Grace, -	437 42	99 82	99 72	103 59	124 27	97 98
Salem, -	5,801 37	2,277 36	2,279 17	3,004 43	2,713 85	3,166 65	Snow Hill, -	342 45	157 30	-	301 69	-	22 70
Ipswich, -	104 57	46 57	22 94	30 64	29 20	16 14	Annapolis, -	313 52	98 28	89 59	127 77	89 99	148 06
Marblehead, -	86 42	1,275 47	380 87	411 75	518 84	564 23	Nottingham, -	226 34	78 37	69 94	65 58	76 90	85 61
Boston, -	18,030 22	6,055 48	7,373 85	7,545 40	7,585 20	7,640 54	Nanjemoy, -	36 90	96 02	378 80	120 37	119 07	98 19
Plymouth, -	106 05	1,204 65	305 37	361 00	505 53	466 87	Georgetown, Co. -	140 60	150 77	88 02	79 90	101 36	142 43
Barnstable, -	1,601 25	511 42	519 97	508 53	645 57	684 06	Alexandria, -	769 78	706 30	745 00	609 19	636 42	578 43
Nantucket, -	528 64	171 70	128 22	360 46	272 32	393 77	Hampton, -	102 67	69 70	85 38	76 47	72 76	104 00
Edgartown, -	161 33	84 85	144 49	105 23	119 55	70 08	Norfolk, -	994 55	4,652 21	2,295 94	2,954 03	3,186 41	2,224 70
New Bedford, -	1,143 80	270 66	302 09	419 73	450 46	517 67	Petersburg, -	492 20	289 92	392 63	307 32	392 64	465 55
Dighton, -	749 32	215 43	224 21	206 26	234 48	228 40	Richmond, -	456 67	253 25	156 13	191 45	179 64	186 96
York, -	142 44	81 27	57 01	54 83	50 74	74 93	Yorktown, -	241 17	144 92	-	111 19	-	44 65
Kennebunk, -	577 42	225 22	160 49	172 95	214 75	213 75	East River, -	42 12	77 80	82 07	93 03	92 07	85 10
Biddeford, -	657 50	147 87	149 67	124 24	144 46	135 19	Tappahannock, -	478 36	214 84	178 31	206 42	243 93	243 80
Portland, -	4,174 63	910 77	1,271 79	1,458 27	1,504 87	1,321 85	Yeocomico, -	194 44	36 96	75 27	66 73	82 32	82 33
Bath, -	489 11	267 14	215 01	254 68	285 28	283 49	Dumfries, -	98 59	35 09	28 05	48 06	39 96	34 16
Wiscasset, -	612 51	156 11	149 40	134 08	133 59	230 38	Folly Landing, -	133 68	71 60	70 55	80 44	97 10	109 13
Waldoborough, -	1,041 52	327 96	310 60	328 41	353 40	415 87	Cherrystone, -	169 24	398 64	174 48	194 16	144 17	133 66
Penobscot, -	283 88	310 25	800 93	357 93	398 73	454 94	South Quay, -	2 66	1 17	-	-	-	-
Frenchman's Bay, -	118 56	48 50	40 94	54 71	70 91	76 14	Wilmington, N. C. -	614 72	533 18	382 83	471 73	591 51	688 64
Machias, -	47 68	30 58	21 19	29 29	42 53	41 68	Newbern, -	1,159 65	367 65	239 17	291 41	279 70	215 60
Passamaquoddy, -	257 95	127 51	86 59	138 13	183 51	63 17	Washington, -	454 52	152 69	233 82	114 61	181 20	178 78
Newport, -	642 08	687 53	697 30	1,068 84	1,083 55	1,096 50	Edenton, -	655 98	417 04	442 61	396 74	372 72	343 68
Bristol, -	338 11	213 07	439 41	356 43	567 41	296 08	Camden, -	791 34	268 32	265 69	227 08	261 08	271 72
Providence, -	1,660 10	1,384 18	1,146 73	1,041 28	1,126 09	1,160 99	Beaufort, N. C. -	-	-	69 64	42 27	72 82	51 17
New London, -	2,125 03	541 96	574 38	673 18	770 97	835 77	Ocracock, -	-	-	-	-	10 76	12 70
Middletown, -	1,629 31	638 59	499 35	436 82	488 81	385 15	Georgetown, S. C. -	191 65	73 71	79 55	57 45	84 08	40 85
New Haven, -	1,743 87	688 98	702 70	572 44	611 12	477 96	Charleston, do. -	1,166 40	2,033 09	3,851 48	1,312 28	4,523 82	1,828 96
Fairfield, -	795 49	279 18	307 35	294 60	295 65	326 13	Beaufort, do. -	1 35	-	-	4 66	18 23	27 36
Buffalo Creek, -	-	-	-	4 60	2 87	13 19	Savannah, -	470 55	558 12	403 11	358 18	234 01	1,334 77
Hudson, -	248 00	84 00	130 76	109 71	92 39	90 72	Sunbury, -	-	2 33	-	-	1 94	-
New York, -	16,506 54	10,189 95	11,312 72	12,571 61	13,985 49	12,769 45	Brunswick, -	31 11	47 67	27 71	37 30	29 53	38 70
Sagg Harbor, -	313 92	128 89	143 40	128 22	91 91	110 19	Saint Mary's, -	160 68	60 70	37 88	33 46	53 25	60 55
Perth Amboy, -	790 21	526 12	583 15	547 95	593 09	495 05	Hardwicke, -	4 06	-	-	-	-	-
Little Egg Harbor, -	201 90	84 81	95 08	98 26	118 52	115 92	Massac, -	21 33	26 04	-	-	-	-
Burlington, -	342 31	140 35	126 41	120 29	122 87	124 24	Palmyra, -	139 37	-	-	-	-	-
Bridgetown, -	987 14	331 68	367 71	392 34	406 64	403 24	Natchez, -	-	383 02	-	362 87	197 97	169 94
Great Egg Harbor, -	314 54	78 26	65 93	75 35	44 26	63 40	Fort Adams, -	-	-	43 42	-	-	-
Philadelphia, -	20,786 89	5,048 48	5,421 81	4,606 34	7,848 30	6,394 51	New Orleans, -	-	-	631 06	1,230 07	1,427 14	1,504 47
Presque Isle, -	-	-	-	7 49	2 30	-	Mobile, -	-	-	-	-	-	2 47
Wilmington, Del. -	2,178 26	788 92	888 82	966 26	551 02	622 20	Detroit, -	22 10	6 19	-	8 29	74	21
Baltimore, -	2,287 99	3,349 83	5,718 04	4,449 37	5,222 04	4,504 02	Michillimackinack, -	-	-	1 92	-	-	-
Chester, -	297 73	79 39	87 51	134 84	87 49	156 14							
								\$109,954 56	\$54,933 21	\$58,210 98	\$58,005 98	\$66,820 01	\$61,474 47

## C.

Statement of the expenditures for the relief of sick and disabled seamen, by the several agents of the Marine Hospital, from 1st July, 1802, to 31st December, 1807.

PORTS.	3d and 4th Quarters, 1802.	1803.	1804.	1805.	1806.	1807.
Portsmouth, . . . . .				\$16 41	\$17 33	\$106 28
Portland, . . . . .	\$508 27	\$657 46	\$731 98	1,655 44	1,812 15	1,602 55
Salem, . . . . .			160 28	546 86		
Boston, . . . . .		7,037 48	6,033 50	8,369 82	8,933 00	9,033 10
Providence, . . . . .				885 52	833 46	968 88
Newport, . . . . .	48 35	267 86	702 76	993 36	928 49	805 44
New London, . . . . .	329 84	821 11	829 46	1,212 94	893 98	956 58
New Haven, . . . . .			133 94	278 94	376 71	
Middletown, . . . . .	3 11	133 66	47 26	200 82	35 66	344 67
New York, . . . . .	5,397 86	14,765 34	14,219 96	12,666 98	12,155 67	11,514 79
Philadelphia, . . . . .	1,781 41	5,977 19	5,996 01	6,150 42	9,412 32	6,048 74
Wilmington, Del. . . . .						60 40
Baltimore, . . . . .	2,992 52	6,042 58	5,749 74	5,859 33	6,174 41	7,410 14
Alexandria, . . . . .	174 26	1,322 23	525 74	428 94	246 01	315 98
Norfolk, . . . . .	4,295 14	9,665 82	5,734 59	4,101 92	5,278 56	6,723 21
Camden, . . . . .				15 90	53 53	165 38
Edenton, . . . . .	535 04	803 04	110 46	377 02	499 25	360 57
Washington, . . . . .			52 67	115 35	182 91	131 80
Newbern, . . . . .	160 28	224 55	122 94	284 69	160 03	129 78
Wilmington, N. C. . . . .	123 22	403 61	484 41	582 08	385 56	627 40
Georgetown, S. C. . . . .						30 30
Charleston, . . . . .	2,720 58	4,655 70	4,653 18	3,430 07	2,480 41	3,890 97
Savannah, . . . . .	235 61	737 97	477 18	453 32	369 66	460 63
New Orleans, . . . . .			2,458 93	2,328 90	3,083 28	2,893 47
	\$19,287 49	\$53,515 60	\$49,224 99	\$50,954 93	\$54,312 38	\$54,581 06

In addition to the above, the following sums have been paid at the treasury, viz:

For amount expended for relief of sick seamen at New Orleans, before it was annexed to the United States . . . . .					\$3,620 34
Do. do. at Newport, for second quarter of 1802, beyond the receipts, . . . . .				\$48 20	
Do. do. at Norfolk, beyond the receipts, to the 30th June, 1802, . . . . .				11,009 98	
Do. do. at Charleston, beyond receipts, to 30th June, 1802, (including a sum paid to the surgeon in 1806,) . . . . .				5,860 04	
					16,918 22
Cost of the marine hospital erected at Boston, . . . . .					14,842 34
					<u>\$35,380 90</u>

And the sum of \$20,000 is pledged to be applied to the erection of a hospital at Charleston, whenever the corporation of that city shall procure a suitable lot of ground for the purpose.

10th CONGRESS.]

No. 141.

[2d Session.]

## IMPORTS FOR THE YEAR ENDING SEPTEMBER 30, 1807.

COMMUNICATED TO THE HOUSE OF REPRESENTATIVES, FEBRUARY 22, 1809.

TREASURY DEPARTMENT, February 20, 1809.

SIR:

In conformity with a resolution of the House of Representatives, of May 29th, 1798, I have the honor to transmit, herewith, two statements of the importations in American and foreign vessels, commencing the 1st of October, 1806, and ending on the 30th of September, 1807.

I have the honor to be, very respectfully, sir, your obedient servant,

ALBERT GALLATIN.

The Honorable the SPEAKER of the House of Representatives.



IMPORTATIONS FROM EUROPE.

95

FROM	GOODS PAYING DUTIES AD VALOREM.			ARTICLES PAYING SPECIFIC DUTIES.												
	15 per cent.	17½ per cent.	22½ per cent.	WINES.				FOREIGN SPIRITS.		Molasses.	Beer, Ale, and Porter.	TEAS.			Coffee.	
				Malmsey Madeira, &c.	Burgundy.	Sherry.	All other.	From Grain.	From other materials.			Souchong.	Hyson.	Other Green.		
	Dollars.			Gallons.										Pounds.		
Russia, - - - -	1,622,905	7,229	358	-	-	-	-	-	-	1	-	-	17	-	4	10
Sweden, - - - -	400,197	14,461	8,546	-	10	-	5	-	-	-	-	50	-	-	-	-
Denmark and Norway, - - - -	764,018	20,865	50,807	-	184	-	28	-	-	-	-	-	-	-	-	-
Holland, - - - -	1,328,283	344,322	144,827	-	7,244	-	15,170	1,435,607	1,275	25	19,848	359	57	1,719	540	
England, Man, and Berwick, - - - -	28,097,704	7,619,134	267,845	268	-	105	14,049	588	1,069	-	199,827	-	-	-	3,776	
Scotland, - - - -	1,794,962	151,639	1,615	-	-	-	585	-	-	-	2,818	-	-	-	-	
Ireland, - - - -	785,944	10,069	41,413	-	-	-	631	3,492	-	-	2,364	-	-	-	-	
Guernsey, Jersey, Sark, and Alderney, - - - -	2,808	1,750	-	-	-	-	-	-	-	-	-	-	-	-	-	
Gibraltar, - - - -	48	780	-	-	-	-	23,343	-	-	-	-	-	-	-	-	
Hamburg, Bremen, and other ports of Germany, - - - -	1,691,663	94,545	113,495	-	155	-	238	1,097	7	-	-	-	-	1	-	
French European ports on the Atlantic, - - - -	2,008,564	1,245,298	20,138	-	5,764	-	2,468,302	88	2,297,361	-	-	-	-	-	50	
Do. do. on the Mediterranean, - - - -	200,485	142,695	1,158	-	133	-	390,788	-	461,183	-	-	-	-	-	-	
Spanish European ports on the Atlantic, - - - -	22,278	31,972	1,226	21	-	303,840	5,070	-	20,659	-	-	-	-	-	-	
Do. do. on the Mediterranean, - - - -	80,495	31,557	221	-	-	19	687,986	276	528,275	-	-	-	-	-	2,624	
Portugal, - - - -	33,305	53,664	1,589	3,239	-	6,184	364,414	-	13,769	-	-	-	-	-	987	
Fayal and the other Azores, - - - -	439	759	-	-	-	-	10,492	-	-	-	-	-	-	-	-	
Italy, - - - -	283,611	339,912	4,542	-	-	-	282,115	-	72,222	-	-	-	-	-	-	
Trieste and other Austrian Ports on the Adriatic, - - - -	180,309	3,063	7,560	-	-	-	2,367	-	6	-	-	-	-	-	-	
Total, - - - -	39,298,018	10,113,714	665,340	3,528	13,490	310,148	4,265,583	1,441,148	3,395,827	25	224,907	376	58	1,773	7,937	

IMPORTS FOR THE YEAR 1807.

IMPORTATIONS FROM EUROPE—Continued:

FROM	ARTICLES PAYING SPECIFIC DUTIES.															
	Cocoa.	Choco- late.	SUGAR.			Almonds.	FRUITS.					CANDLES.		Cheese.	Soap.	Tallow.
			Brown.	Clayed.	Candy, and all other.		Currants.	Prunes and Plums.	Figs.	Raisins in jars, and muscadell.	All other Raisins.	Tallow.	Wax, or Sperma- ceti.			
	Pounds.															
Russia, - - - - -	-	-	-	-	-	-	-	-	-	-	-	233,300	864	100	664	733,206
Sweden, - - - - -	-	-	214	-	-	200	-	-	-	-	-	-	-	-	-	-
Denmark and Norway, -	-	-	-	-	-	-	-	-	-	-	-	462	14	-	-	-
Holland, - - - - -	-	736	183	152	186	364	-	40	-	-	-	1,221	52	910,839	-	-
England, Man, and Berwick, -	52	-	-	-	155,544	-	3,644	-	-	226	-	-	100	76,553	37,026	-
Scotland, - - - - -	-	-	-	-	-	-	-	-	-	-	-	-	-	366	-	-
Ireland, - - - - -	-	-	-	-	-	-	-	-	-	-	-	-	-	-	16,712	-
Guernsey, Jersey, Sark, and Alderney, -	-	-	165	-	-	-	-	-	-	-	-	-	-	-	-	-
Gibraltar, - - - - -	-	-	-	-	-	2,312	-	-	-	33,478	137	-	-	-	38,398	-
Hamburg, Bremen, and other ports of Germany, -	-	-	-	-	915	-	-	3,836	-	-	-	-	86	9,542	-	-
French European ports on the Atlantic, -	-	3	-	237	-	47,905	-	96,229	1,914	1,429	-	62	1,013	12,202	-	-
Do. do. on the Mediterranean, -	-	-	-	535	-	99,886	6,665	2,710	19,706	13,811	80,000	78,019	46	6,025	46,674	-
Spanish European ports on the Atlantic, -	-	73	-	-	-	1,761	1,976	-	18,081	25,728	1,374	-	-	-	1,264	-
Do. do. on the Mediterranean, -	-	-	-	-	-	288,484	16,553	386	95,157	783,239	2,667,767	-	48	836	154,122	-
Portugal, - - - - -	-	-	852	-	-	70,265	-	-	50,150	93	60	-	58	283	49	-
Fayal and the other Azores, - - - - -	-	-	-	-	-	-	-	-	-	-	-	-	-	-	-	-
Italy, - - - - -	-	-	-	-	-	60,918	242,739	385	321	1,227	100,705	188,856	-	8,825	1,094,924	23,130
Trieste and other Austrian ports on the Adriatic, -	-	-	-	-	-	3,225	157,844	-	117	-	-	-	159	1,372	528,650	-
Total, -	52	812	1,414	924	156,645	575,320	429,421	103,586	185,466	859,231	2,850,043	501,920	2,440	1,026,943	1,918,483	756,336

IMPORTATIONS FROM EUROPE—Continued.

FROM	ARTICLES PAYING SPECIFIC DUTIES.																
	SPICES.						Tobacco, manu- factured, other than Snuff and Cigars.	Snuff.	Indigo.	Cotton.	POWDER.		Starch.	Gluc.	Pewter Plates & Dishes.	IRON.	
	Mace.	Nut- megs.	Cinna- mon.	Cloves.	Pepper.	Chinese Cassia.					Hair.	Gun.				Anchors & Sheet.	Slit and Hoop.
	Pounds.																
Russia, - - - - -	-	-	-	-	-	-	-	-	-	-	1,094	-	13,381	39,712	-	2,160	22,473
Sweden, - - - - -	-	-	-	-	-	-	-	-	-	-	-	-	-	-	-	-	-
Denmark and Norway, - - - - -	-	-	-	-	-	-	-	5	-	-	-	-	237	-	-	-	797
Holland, - - - - -	-	-	-	-	-	-	6,704	12	-	626	-	-	212	3,606	-	15,794	21,393
England, Man, and Berwick, - - - - -	2	3	4,254	1	100	-	3	264	-	-	889	162,034	4,410	18,164	59,639	668,582	700,765
Scotland, - - - - -	-	-	-	-	-	-	-	-	-	-	-	13,850	-	-	182	-	-
Ireland, - - - - -	-	-	-	-	-	-	-	2	-	-	-	-	-	-	-	149	-
Guernsey, Jersey, Sark, and Alderney, - - - - -	-	-	-	-	-	-	-	-	-	-	104	2,900	-	46,644	-	-	-
Gibraltar, - - - - -	-	-	-	-	-	-	-	-	-	-	-	-	-	-	-	-	-
Hamburg, Bremen, and other ports of Germany, - - - - -	-	-	-	-	-	-	2	-	-	494	-	-	-	1,316	-	1,200	-
French European ports on the Atlantic, - - - - -	-	-	-	-	-	26	-	495	18	409	2,396	-	-	117	-	10,178	-
Do. do. on the Mediterranean, - - - - -	-	-	-	-	-	-	-	40	-	-	381	-	-	-	-	-	-
Spanish European ports on the Atlantic, - - - - -	-	-	-	-	-	-	-	-	-	-	-	-	616	-	-	-	-
Do. do. on the Mediterranean, - - - - -	-	-	-	-	-	188	-	-	947	2,300	-	-	-	-	-	-	-
Portugal, - - - - -	-	-	-	-	-	-	-	-	-	272	-	-	-	-	-	-	-
Fayal and the other Azores, - - - - -	-	-	-	-	-	-	-	-	-	-	-	-	-	-	-	-	-
Italy, - - - - -	-	-	-	-	-	-	-	-	-	-	-	-	-	-	-	-	-
Trieste and other Austrian ports on the Adriatic, - - - - -	-	-	-	-	-	-	-	-	-	-	-	-	-	-	-	-	-
Total, - - - - -	2	3	4,254	1	100	214	6,709	818	965	4,101	4,864	178,784	18,619	109,796	59,821	698,063	745,428

1809.]

IMPORTS FOR THE YEAR 1807.

751

IMPORTATIONS FROM EUROPE—Continued.

ARTICLES PAYING SPECIFIC DUTIES.

FROM	Nails and Spikes.	Quicksilver	PAINTS.				Lead, and manufactures of Lead.	Seines.	CORDAGE.		Cables.	Steel.	Hemp.	Twine.	Glauber Salts.
			Ochre.		Spanish Brown.	White and Red Lead.			Tarred.	Untarred.					
			Yellow, in Oil.	Dry Yellow.											
Pounds.											Cwt.				
Russia, - - - - -	-	-	-	-	-	-	-	-	245,807	-	51,906	10	125,494	10	-
Sweden, - - - - -	-	-	-	988	-	-	-	-	-	-	-	209	-	-	-
Denmark and Norway, - - - - -	14,402	-	-	-	-	-	-	-	2,577	-	-	-	4,316	10	-
Holland, - - - - -	681,788	-	550	2,224	1,618	58,130	1,791	-	24,515	937	-	7,120	-	459	10
England, Man, and Berwick, - - - - -	3,790,580	2	28,376	53,799	812,646	2,592,694	1,913,340	10,084	560	36,489	6,524	5,075	-	2,732	127
Scotland, - - - - -	44,004	-	168	-	773	7,224	2,898	-	-	-	-	40	-	53	-
Ireland, - - - - -	540	-	-	-	-	4,240	102	-	-	-	1,510	-	-	-	15
Guernsey, Jersey, Sark, and Alderney, - - - - -	-	-	-	-	-	-	-	-	-	-	-	-	-	-	-
Gibraltar, - - - - -	-	-	-	-	-	-	-	-	465	-	-	123	848	9	4
Hamburg, Bremen, and other ports of Germany, - - - - -	14,458	-	-	-	-	-	-	-	-	-	-	-	-	-	-
French European ports on the Atlantic, - - - - -	131,307	-	-	51,046	-	-	3,600	-	-	238	-	-	10	93	-
Do. Do. Mediterranean, - - - - -	-	3,326	-	-	-	-	-	-	-	-	-	480	-	-	-
Spanish European ports on the Atlantic, - - - - -	126,053	-	-	-	-	-	-	-	-	-	-	336	-	-	-
Do. do. Mediterranean, - - - - -	-	3,798	-	-	-	-	434,671	-	-	-	-	-	-	5	-
Portugal, - - - - -	-	-	-	-	-	-	-	-	-	-	-	132	-	-	-
Fayal and the other Azores, - - - - -	-	-	-	-	-	-	-	-	-	-	-	552	-	-	-
Italy, - - - - -	-	7,863	-	12,199	-	5,597	-	-	-	-	-	558	-	-	-
Trieste and other Austrian ports on the Adriatic, - - - - -	-	-	-	-	-	-	19,984	-	-	-	-	558	158	-	-
Total, - - - - -	4,803,132	14,989	29,094	120,256	815,037	2,667,885	2,376,386	10,084	273,924	37,664	59,940	14,685	130,826	3,371	156

IMPORTATIONS FROM EUROPE—Continued.

FROM	ARTICLES PAYING SPECIFIC DUTIES.															
	SALT.		Coal.	FISH.			GLASS.			Cigars.	Boots.	SHOES AND SLIPPERS.			Playing Cards.	
	Weighing more than 56 lbs. pr. bshl.	Weighing less than 56 lbs. pr. bshl.		Foreign caught, dried.	Pickled.		Black quart bottles.	Window.				Silk.	Morocco, &c. for men & women.	For Children.		
					Salmon.	All other.		Not above 8 by 10.	Not above 10 by 12.							All above 10 by 12.
	Pounds.	Bushels.	Quintals.	Barrels.	Groce.	100 Square Feet.			M.	Pairs.			Packs.			
Russia, - - - - -	-	-	-	-	-	-	-	6	-	-	-	2	-	49	-	288
Sweden, - - - - -	-	-	-	-	-	-	-	2,847	70	331	-	-	72	1,193	96	-
Denmark and Norway, - - - - -	-	-	-	-	-	-	-	8	1,236	376	392	-	72	7	-	-
Holland, - - - - -	-	10,619	3,454	16	106	52	1,841	428	51	177	-	40	18	2,744	30	36
England, Man, and Berwick, - - - - -	59,079,803	1,293,189	322,863	8	-	6	13,926	12,299	1,091	1,845	1	2,732	179	24,161	6,015	-
Scotland, - - - - -	-	-	26,473	31	-	29	953	244	14	523	-	172	-	79	24	-
Ireland, - - - - -	-	371	56,401	6	-	2	115	-	-	-	-	4	-	70	-	-
Guernsey, Jersey, Sark, and Alderney, - - - - -	-	-	-	-	-	-	-	-	-	-	-	-	-	-	-	-
Gibraltar, - - - - -	-	-	-	-	-	-	2	-	-	-	-	-	-	-	-	-
Hamburg, Bremen, and other ports of Germany, - - - - -	-	-	-	-	-	2	380	5,522	1,339	651	-	10	-	644	-	400
French European ports on the Atlantic, - - - - -	984,022	45,227	-	-	-	10	5,183	27	18	14	-	254	25,557	32,912	14,999	3,902
Do. do. on the Mediterranean, - - - - -	-	1,236	-	-	-	-	790	-	-	-	-	20	1,762	5,033	-	-
Spanish European ports on the Atlantic, - - - - -	5,606,525	119,950	-	-	-	-	-	-	-	-	-	-	-	157	110	-
Do. do. on the Mediterranean, - - - - -	5,127,997	75,728	-	-	-	8	12	-	-	-	-	-	-	52	-	1,080
Portugal, - - - - -	12,309,919	232,136	-	-	-	-	23	-	-	-	-	50	-	102	-	-
Fayal and the other Azores, - - - - -	-	-	-	-	-	-	-	-	-	-	-	18	-	-	-	-
Italy, - - - - -	2,884,664	43,309	-	-	-	-	315	-	-	-	-	118	524	812	-	-
Trieste and other Austrian Ports on the Adriatic, - - - - -	-	-	-	-	-	-	-	-	-	-	-	-	-	-	-	-
Total, - - - - -	85,992,930	1,821,765	409,191	61	106	109	23,548	22,609	2,959	3,933	1	3,420	28,184	68,015	21,274	5,706

IMPORTATIONS FROM AFRICA.

FROM	VALUE OF GOODS PAYING DUTIES AD VALOREM.			ARTICLES PAYING SPECIFIC DUTIES.														
	15 per cent.	17½ per cent.	22½ per cent.	WINES				Foreign Spirits from other materials than Grain.	Molasses.	TEAS.				Coffee.	Cocoa.	Chocolates.	SUGAR.	
				Malmsey Madeira, &c.	Burgundy.	Sherry.	All other.			Bohea.	Sou-chong.	Hyson.	Other Green.				Brown.	Candy and refined.
	Dollars.			Gallons.					Pounds.									
British African Ports, - - -	5,633	958	-	-	-	-	166	-	-	99,705	517,728	19,319	177,566	4,147,509	550	-	2,040,697	93
Bourbon and Mauritius, - - -	35,329	6,148	-	51	-	337	98	49	27	-	-	-	-	34,584	3,749	7	185,194	-
Teneriffe and other Canaries, - - -	2,589	319	-	175	-	-	175,200	2,341	205	-	-	-	-	67	-	-	-	-
Madeira, - - -	2,798	6,160	59	363,602	90	-	3,919	127	3,517	-	-	-	-	-	-	-	-	-
Cape de Verd Islands, - - -	355	270	321	1,132	-	-	26	-	-	-	-	-	-	-	-	-	-	-
Morocco and Barbary States, - - -	177	501	-	3,632	-	-	-	-	-	-	-	-	-	2,181	-	-	13,505	-
Cape of Good Hope, - - -	-	-	-	29	-	-	53	-	-	-	-	129	-	50,068	-	-	-	-
Africa, generally, - - -	14,415	1,245	-	-	-	-	-	76	520	-	-	-	-	-	-	-	-	-
Total, - - -	61,296	15,601	380	368,621	90	337	179,462	2,593	4,269	99,705	517,728	19,448	177,566	4,234,409	4,299	7	2,239,396	93

FROM	ARTICLES PAYING SPECIFIC DUTIES.																	
	Almonds.	Figs.	FRUITS.		Wax Candles.	Tallow.	SPICES.				Indigo.	Cotton.	Anchors and Sheet Iron.	SALT.		Coal.	Black Quart Bottles.	Morocco Shoes, &c. for Men and Women.
			Raisins.	All other.			Mace.	Cloves.	Pepper.	Chinese Cassia.				Weighing more than 56 lb. per Bushel.	Weighing 56 lb. or less per Bushel.			
	Pounds.													Bushels.		Groce.	Pairs.	
British African Ports, - - -	-	-	-	-	-	-	-	-	-	-	-	-	-	45,192	-	-	5	-
Bourbon and Mauritius, - - -	-	-	102	-	-	26,728	24	3,073	157,798	1,004	55,634	495,970	-	-	-	5	-	
Teneriffe and other Canaries, - - -	5,865	3,176	367	187	-	-	-	-	-	-	-	-	-	-	4,539	342	6	5
Madeira, - - -	7,496	238	-	-	1,410	-	-	-	-	-	-	-	522	1,238,628	116,788	342	-	-
Cape de Verd Islands, - - -	-	-	-	-	-	-	-	-	-	-	-	-	-	6,018,634	-	-	-	-
Morocco and Barbary States, - - -	78,967	-	-	-	-	-	-	-	-	-	97	-	-	-	-	-	-	-
Cape of Good Hope, - - -	-	-	-	-	-	-	-	-	-	-	-	-	-	-	-	-	-	-
Africa, generally, - - -	-	-	-	-	-	-	-	-	-	-	-	-	-	-	-	-	-	-
Total, - - -	92,328	3,414	469	187	1,410	26,728	24	3,073	157,798	1,004	55,731	495,970	522	7,302,454	121,327	684	11	5

IMPORTATIONS FROM ASIA.

FROM	GOODS PAYING DUTIES AD VALOREM.			ARTICLES PAYING SPECIFIC DUTIES.								
	15 per cent.	17½ per cent.	22½ per cent.	WINES.			FOREIGN SPIRITS.		Molasses.	Beer, Ale, and Porter.	TEAS.	
				Malmsey Madeira, &c.	Burgundy.	Other than Sherry.	From Grain.	From other materials.			Bohea.	Souchong.
	Dollars.			Gallons.					Pounds.			
Danish East Indies, - - -	249,541	13,144	-	-	9	-	-	-	-	-	-	-
Dutch East Indies, - - -	90,965	9,704	18	71	4	39	74	36	3	-	-	4,772
British East Indies, - - -	3,981,575	56,393	180	4,886	-	2,074	4	695	-	8	-	6,000
Manilla and other Philippine Islands, - - -	12,232	84	-	49	-	-	-	-	-	-	-	-
Turkey, Levant, and Egypt, - - -	7,619	53,122	-	-	-	9,143	-	-	-	-	-	-
Mocha, Aden, and other ports on the Red Sea, - - -	30,712	18,735	-	-	-	-	-	-	-	-	-	-
China, - - -	1,698,259	121,321	340	983	-	11	-	30	-	-	1,340,261	1,401,197
Total, -	6,070,903	272,503	538	5,989	4	11,276	78	761	3	8	1,340,261	1,411,969

FROM	ARTICLES PAYING SPECIFIC DUTIES.											
	TEAS.		Coffee.	SUGAR.			Almonds.	FRUITS.				
	Hyson.	Other Green.		Brown.	Clayed.	Candy and Refined.		Currants.	Prunes and Plums.	Figs.	Raisins in Jars and Muscadel.	All other Raisins.
	Pounds.											
Danish East Indies, - - -	-	1,986	-	1,161,786	1,774	-	-	-	-	-	-	-
Dutch East Indies, - - -	21,775	692	7,820,972	2,467,226	1,511	699	-	-	-	-	-	-
British East Indies, - - -	13,335	15,110	128,292	6,303,510	2,340	962	-	-	-	-	-	-
Manilla and other Philippine Islands, - - -	-	-	1,310	664,133	-	-	-	-	-	-	-	-
Turkey, Levant, and Egypt, - - -	-	-	-	-	-	-	4,036	243	-	89,901	2,110	58,841
Mocha, Aden, and other ports on the Red Sea, - - -	-	-	1,709,533	-	-	-	-	-	-	-	-	-
China, - - -	1,194,698	2,623,768	592,072	1,623	35,267	802	-	-	14	-	-	-
Total, -	1,229,808	2,641,556	10,252,179	10,598,278	40,892	2,463	4,036	243	14	89,901	2,110	58,841

IMPORTATIONS FROM ASIA—Continued.

FROM	ARTICLES PAYING SPECIFIC DUTIES.												
	CANDLES.		Soap.	SPICES.						Tobacco manu- factured, other than Snuff and Cigars.	Snuff.	Indigo.	Cotton.
	Tallow.	Wax and Spermaceti.		Mace.	Nutmegs.	Cinnamon.	Cloves.	Pepper.	Chinese Cassia.				
Pounds.													
Danish East Indies, - - -	-	-	-	-	-	-	-	-	31,282	-	146	-	-
Dutch East Indies, - - -	150	192	-	1,377	2,268	-	6,156	2,270,277	-	-	-	10,581	124,786
British East Indies, - - -	81	-	18,791	-	-	573	-	749,925	-	1,413	17	360,560	717,745
Manilla and other Philippine Islands, - - -	-	-	-	-	-	-	-	-	-	-	-	53,686	-
Turkey, Levant, and Egypt, - - -	-	-	-	-	-	3,368	-	-	-	-	-	5,224	-
Mocha, Aden, and other ports on the Red Sea, - - -	-	-	-	-	-	-	-	-	-	-	-	-	-
China, - - -	-	-	-	88	1	-	-	-	127,150	-	-	12,803	-
Total, - - -	231	192	18,791	1,465	2,269	3,941	6,156	3,051,484	127,150	1,559	17	442,854	842,531

FROM	ARTICLES PAYING SPECIFIC DUTIES.												
	Quick-silver.	White and Red Lead.	Lead and ma- nufactures of.	Seines.	CORDAGE.		Twine.	Salt weighing 56 lbs. or less per bushel.	Black Quart Bottles.	Cigars.	SHOES AND SLIPPERS.		
					Tarred.	Untarred.					Silk.	Morocco, &c. for Men and Women.	Children's.
Pounds.							Cwt.	Bushels.	Groce.	M.	Pairs.		
Danish East Indies, - - -	-	-	-	-	-	-	51	-	4	42	1	63	-
Dutch East Indies, - - -	-	-	-	-	-	1,029	24	-	2	173	2	416	2
British East Indies, - - -	-	-	140	-	943	10,292	769	117	-	-	-	-	-
Manilla and other Philippine Islands, - - -	-	-	-	-	-	-	-	-	-	-	-	-	-
Turkey, Levant, and Egypt, - - -	184	-	-	-	-	-	-	-	-	-	-	-	-
Mocha, Aden, and other ports on the Red Sea, - - -	-	15,218	23,631	5	-	-	-	-	-	-	1,366	167	-
China, - - -	-	-	-	-	-	-	-	-	-	-	-	-	-
Total, - - -	184	15,218	23,771	5	943	11,321	844	117	6	215	1,369	646	2



Importations from West India Islands, American Colonies, and Uncertain Ports.

96

FROM	VALUE OF GOODS PAYING DUTIES AD VALOREM.			ARTICLES PAYING SPECIFIC DUTIES.														
	15 per cent.	17½ per cent.	22½ per cent.	WINES.				FOREIGN SPIRITS.		Molasses.	Beer, Ale, and Porter.	TEAS.						
				Malmsey Madeira, &c.	Burgundy.	Sherry.	All other	From Grain.	From other materials.			Bohea.	Sou-chong.	Hyson.	Other Green.			
	Dollars.			Gallons.								Pounds.						
Swedish West Indies, - - -	1,572	2,638	2	-	-	-	-	-	85,608	30,574	-	-	-	-	-	-	-	-
Danish West Indies, - - -	21,472	34,083	411	2,320	14	-	1,602	118	1,416,062	213,559	27	-	105	356	72	-	-	-
Dutch West Indies and American colonies, - - -	3,093	17,461	3	608	-	-	1,038	-	364,391	1,180,555	-	-	-	-	-	-	-	-
British West Indies, - - -	142,712	105,514	1,496	100	-	-	31,880	-	4,033,991	1,338,310	-	-	-	-	-	-	-	-
Newfoundland and British Fisheries, - - -	11	-	-	-	-	-	-	-	-	-	-	-	-	-	-	-	-	-
British American colonies, - - -	130,883	44,450	2,899	144	-	-	1,515	1,070	11,511	16	611	-	-	92	263	-	-	-
French West Indies and American colonies, - - -	57,551	28,516	204	1,753	26	24	1,155	-	83,015	2,722,541	19	-	330	1,023	1,015	-	-	-
Florida, - - -	10,138	3,714	187	3	-	31	10	103	220	-	-	-	-	1	10	-	-	-
Honduras, Campeachy, and Musquito Shore, - - -	4,480	9,594	-	-	-	-	-	-	177	330	-	-	-	-	-	-	-	-
Spanish West Indies and American Colonies, - - -	225,804	177,802	135	118	10	311	514	-	188,858	2,721,393	-	-	-	181	-	-	-	-
Coast of Brazil, &c. - - -	244	130	10	-	-	-	26	-	-	-	-	-	-	-	-	-	-	-
Uncertain ports and West Indies, generally, - - -	3,565	5,789	-	569	-	-	678	489	6,721	-	-	-	-	400	762	-	-	-
Total, - - -	601,525	429,691	5,347	5,615	50	366	38,418	1,780	6,190,554	8,277,208	657	89	435	2,053	2,122	-	-	-

FROM	SUGAR.			FRUITS.				CANDLES.			Cheese.							
	Coffee.	Cocoa.	Chocolate.	Brown.	Clayed.	Candy and refined.	Almonds.	Currants.	Prunes and Plums.	Figs.		Raisins, in jars, and Muscadell.	All other Raisins.	Tallow.	Wax and Spermaceti.			
																Pounds.		
Swedish West Indies, - - -	431,079	71,206	-	2,437,559	-	-	-	-	-	-	-	-	-	-	-	-	-	255
Danish West Indies, - - -	7,441,300	1,432,773	26	17,828,282	8,751	6	331	86	-	749	1,416	-	-	-	-	-	-	696
Dutch West Indies and American Colonies, - - -	1,122,259	632,409	84	5,307,864	10,988	-	-	-	-	-	-	-	-	-	-	-	-	14
British West Indies, - - -	476,966	77,374	39	7,660,992	291,722	-	1,360	-	-	-	-	-	-	-	-	-	-	-
Newfoundland and British Fisheries, - - -	-	-	-	-	-	-	-	-	-	-	-	-	-	-	-	-	-	-
British American colonies, - - -	8,934	671,136	49	806	-	88	-	-	-	-	257	234	174	-	-	-	-	23
French West Indies and American Colonies, - - -	7,975,790	921,082	164	72,669,603	1,893,006	40	-	2,224	-	10	10	-	-	-	-	-	-	20
Florida, - - -	1,037	-	3	43,597	18,078	18	-	-	-	-	805	-	-	-	-	-	-	-
Honduras, Campeachy, and Musquito Shore, - - -	144	-	-	-	-	-	-	-	-	-	-	-	-	-	-	-	-	122
Spanish West Indies and American colonies, - - -	9,164,643	4,269,267	2,170	41,933,786	40,729,222	633	3,987	4,075	-	2,582	-	8,458	432	12	-	-	-	-
Coast of Brazil, &c. - - -	17,249	-	-	22,467	62,067	-	-	-	-	-	-	-	-	-	-	-	-	-
Uncertain ports and West Indies, generally, - - -	57,881	23,500	-	351,179	440,145	-	-	-	166	-	-	-	-	-	-	-	-	-
Total, - - -	26,697,182	8,098,747	2,535	148,256,135	43,453,979	785	5,678	6,385	166	3,341	2,488	8,692	606	134	-	-	-	1,008

1809.]

IMPORTS FOR THE YEAR 1807.

757

IMPORTATIONS FROM WEST INDIA ISLANDS, &c.—Continued.

FROM	ARTICLES PAYING SPECIFIC DUTIES.															
	Soap.	Tallow.	SPICES.						Tobacco manu- factured, other than Snuff and Cigars.	Snuff.	Indigo.	Cotton.	POWDER.		Starch.	
			Mace.	Nutmegs.	Cinnamon.	Cloves.	Pepper.	Pimento.					Chinese Cassia.	Hair.		Gun.
Pounds.																
Swedish West Indies, - - -	-	-	-	-	-	-	-	-	-	-	2,294	30,844	-	-	35	
Danish West Indies, - - -	-	12,667	-	3	10	2,361	-	112,467	-	102	107,919	68,375	-	-	24	
Dutch West Indies and American Colonies, - - -	-	-	-	-	-	-	-	-	-	8	57,057	73,402	-	-	-	
British West Indies, - - -	4,133	-	-	-	-	-	-	355,647	-	1,114	2,983	5,087	150	-	3,689	
Newfoundland and British fisheries, - - -	-	-	-	-	-	-	-	-	-	-	-	-	-	-	-	
British American Colonies, - - -	5,836	-	-	-	-	-	481	1	2	673	207	-	-	21,350	33	
French West Indies and American Colonies, - - -	23	-	-	-	259	34,169	-	-	332	20	10	21,625	956,234	67	1,026	
Floridas, - - -	61	-	-	-	-	-	52	1	-	9	-	-	19,049	6	591	
Honduras, Campeachy, and Musquito Shore, - - -	-	-	-	-	-	-	-	8,618	-	-	-	10,335	-	-	-	
Spanish West Indies and American Colonies, - - -	12,103	260,029	199	-	606	810	-	240,286	268	6	42,592	203,896	330,076	-	1,900	
Coast of Brazil, &c. - - -	-	18,723	-	-	-	79	38	-	-	-	-	1,486	17,048	-	-	
Uncertain ports and West Indies, generally, - - -	-	-	-	-	-	-	-	9,638	-	-	-	18,784	20,439	-	-	
Total, - - -	22,156	291,419	199	3	875	37,419	571	727,198	602	1,822	45,902	428,483	1,565,343	223	21,941	6,707

FROM	ARTICLES PAYING SPECIFIC DUTIES.														
	Pewter Plates and Dishes.	IRON.		Nails and Spikes.	PAINTS.			Lead and Manufac- tures of Lead.	CORDAGE.		Cables.	Steel.	Twine.	SALT.	
		Anchors and Sheet.	Slit and Hoop.		Ochre, Yel- low, in Oil.	Spanish Brown.	White and Red Lead.		Tarred.	Un- tarred.				Weighing more than 56 lb. per Bushel.	Weighing 56 lb. or less per Bushel.
												Pounds.	Bushels.		
Swedish West Indies, - - -	-	-	-	-	-	-	-	63	-	-	-	-	-	657	597
Danish West Indies, - - -	-	1,973	-	-	-	-	-	5,705	-	-	861	-	-	84,654	7,037
Dutch West Indies and American Colonies, - - -	-	2,413	-	9,062	-	-	-	1,163	-	-	-	-	-	318,452	32,419
British West Indies, - - -	-	13,992	-	-	-	-	-	12,950	-	-	-	-	-	16,177,295	246,575
Newfoundland and British Fisheries, - - -	-	-	-	-	-	-	-	-	-	-	-	-	-	-	-
British American colonies, - - -	54	587	1,614	3,973	-	50	192	22,914	508	1,377	-	3	9	607,330	508
French West Indies and American Colonies, - - -	-	-	-	-	-	-	-	557	-	-	-	-	-	-	2,240
Floridas, - - -	4	-	-	263	-	-	19	1,558	-	5	-	-	-	-	380
Honduras, Campeachy, and Musquito Shore, - - -	-	-	-	-	-	-	-	-	-	-	-	-	-	-	737
Spanish West Indies and American Colonies, - - -	-	14,676	-	178	185	-	-	-	-	-	-	-	-	304,408	6,117
Coast of Brazil, &c. - - -	-	-	-	-	-	-	-	-	-	-	-	-	-	-	-
Uncertain ports and West Indies, generally, - - -	-	-	-	-	-	-	-	-	-	-	-	-	-	-	-
Total, - - -	58	33,641	1,614	13,476	185	50	211	44,910	508	1,382	861	3	9	17,492,796	296,610

IMPORTATIONS FROM WEST INDIA ISLANDS, &c.—Continued.

FROM	ARTICLES PAYING SPECIFIC DUTIES.														
	Coal.	FISH.				GLASS.		Cigars.	Lime.	Boots.	SHOES AND SLIPPERS.			CARDS.	
		Foreign Caught, Dried.	Pickled Salmon.	Mackerel.	All other Pickled.	Black Quart Bottles.	Window, not above 8 by 10.				Silk.	Morocco, &c. for Men & Women.	Children.	Wool and Cotton.	Playing.
Swedish West Indies, - - -	-	-	-	-	-	1	-	8	-	-	-	-	-	-	-
Danish West Indies, - - -	-	-	-	-	-	16	-	240	-	-	-	250	-	-	-
Dutch West Indies and American colonies, - - -	-	-	-	-	-	25	-	18	-	-	-	-	-	-	-
British West Indies, - - -	626	-	-	-	8	75	-	3,869	-	-	-	579	632	212	-
Newfoundland and British fisheries, - - -	-	1	-	-	4	-	-	-	-	-	-	-	-	-	-
British American colonies, - - -	-	797	172	4	960	14	12	-	383	4	-	300	381	29	-
French West Indies and American colonies, - - -	3	3	-	1	-	85	-	68	-	11	-	300	714	36	-
Floridas, - - -	-	1	-	2	-	-	-	84	2	-	-	-	7	-	4
Honduras, Campeachy, and Musquito Shore, - - -	-	-	-	-	-	-	-	2	-	-	-	-	36	-	-
Spanish West Indies and American colonies, - - -	-	-	-	-	-	-	-	-	-	-	-	-	25	148	-
Coast of Brazil, &c. - - -	657	-	-	-	78	15	-	19,010	-	-	-	-	-	-	-
Uncertain ports and West Indies, generally, - - -	-	-	-	-	-	-	-	-	-	-	-	-	-	-	-
Total, - - -	1,286	802	172	7	1,050	231	12	23,299	385	15	1,129	1,795	425	4	407

Recapitulation of Importations in American Vessels, from 1st October, 1806, to 30th September, 1807.

FROM	GOODS PAYING DUTIES AD VALOREM.			WINES.				FOREIGN SPIRITS.			TEAS.				
	At 15 per cent.	At 17½ per cent.	At 22½ per cent.	Malmsey Madeira, &c.	Burgundy.	Sherry.	All other.	From Grain.	From other materials.	Molasses.	Beer, Ale, and Porter.	Bohea.	Souchong.	Hyson.	Other Green.
Europe, - - -	39,298,018	10,113,714	665,340	3,528	13,490	310,148	4,265,583	1,441,148	3,395,827	25	224,907	-	376	58	1,773
Africa, - - -	61,296	15,601	380	368,621	90	337	179,462	-	2,593	4,269	-	99,705	517,728	19,448	177,566
Asia, - - -	6,070,903	272,503	538	5,989	4	-	11,276	78	761	3	8	1,340,261	1,411,969	1,229,808	2,641,516
West India Islands and American colonies, - - -	601,525	429,691	5,347	5,615	50	366	38,418	1,780	6,190,554	8,207,278	657	89	435	2,053	2,122
Total, - - -	46,031,742	10,831,509	671,605	383,753	13,634	310,851	4,494,739	1,443,006	9,589,735	8,211,575	225,572	1,440,055	1,930,508	1,251,367	2,823,017

RECAPITULATION—Continued.

FROM		ARTICLES PAYING SPECIFIC DUTIES.														
		Coffee.	Cocoa.	Choco- late.	SUGAR.			Almonds.	FRUITS.				CANDLES.		Cheese.	
					Brown.	Clayed.	Candy and refined.		Currants.	Prunes and Plums.	Figs.	Raisins, in jars and Muscadell.	All other Raisins.	Tallow.		Wax or Spermaceti.
Europe, - - - -	7,937	52	812	1,414	924	156,645	575,320	429,421	103,586	185,446	859,231	2,850,043	501,920	2,440	1,026,943	
Africa, - - - -	4,234,409	4,299	7	2,239,396	-	93	92,328	-	-	3,414	469	187	-	1,410	-	
Asia, - - - -	10,252,179	-	-	10,598,278	40,892	2,463	4,036	243	14	89,901	2,110	58,841	231	192	-	
West India Islands and American colonies,	26,697,182	8,098,747	2,535	148,256,135	43,453,979	785	5,678	6,385	166	3,341	2,488	8,692	606	134	1,008	
Total, -	41,191,707	8,103,098	3,354	161,095,223	43,495,795	159,986	677,362	436,049	103,766	282,102	864,298	2,917,763	502,757	4,176	1,027,951	

FROM		ARTICLES PAYING SPECIFIC DUTIES.																
		Soap.	Tallow.	SPICES.						Tobacco ma- nufactured, other than snuff and cigars.	Snuff.	Indigo.	Cotton.	POWDER.		Starch.	Glue.	
				Mace.	Nutmegs.	Cinna- mon.	Cloves.	Pepper.	Pimento.					Chinese Cassia.	Hair.			Gun.
Europe, - - - -	1,918,483	756,336	2	3	4,254	1	100	-	214	6,709	818	965	4,101	4,864	178,784	18,619	109,796	
Africa, - - - -	-	26,728	24	-	-	3,073	157,798	-	1,004	-	-	55,731	495,970	-	-	-	-	
Asia, - - - -	18,791	-	1,465	2,269	3,941	6,156	3,051,484	-	127,150	1,559	17	442,854	842,531	-	-	-	-	
West India Islands and American colonies,	22,156	291,419	199	3	875	37,419	571	727,198	602	1,822	45,902	428,483	1,565,343	223	21,941	6,707	-	
Total, -	1,959,430	1,074,483	1,690	2,275	9,070	46,649	3,209,953	727,198	128,970	10,090	46,737	928,033	2,907,945	5,087	200,725	25,326	109,796	

RECAPITULATION—Continued.

1899.]

IMPORTS FOR THE YEAR 1897.

FROM	ARTICLES PAYING SPECIFIC DUTIES.																	
	Pewter Plates & Dishes.	IRON.		Nails and Spikes.	Quick-silver.	PAINTS.				Lead, and Manufactures of Lead.	Seines.	CORDAGE.		Cables.	Steel.	Hemp.	Twine.	Glauber Salts.
		Anchors & sheet.	Slit and hoop.			Yellow Ochre, in oil.	Dry yellow Ochre.	Spanish Brown.	White and red Lead.			Tarred.	Untarred.					
	Pounds.													Cwt.				
Europe, - - - -	59,821	698,063	745,428	4,803,132	14,989	29,094	120,256	815,037	2,667,885	2,376,386	10,084	273,924	37,664	59,940	14,685	130,826	3,371	156
Africa, - - - -	-	522	-	-	184	-	-	-	15,218	23,771	5	943	11,321	-	-	-	844	-
Asia, - - - -	-	-	-	-	-	-	-	-	211	44,910	-	508	1,382	-	-	-	9	-
West India Islands and American colonies,	58	33,641	1,614	13,476	-	185	-	50	-	-	-	508	1,382	861	3	-	-	-
Total, -	59,879	732,226	747,042	4,816,608	15,173	29,279	120,256	815,087	2,683,314	2,445,067	10,089	275,375	50,367	60,801	14,688	130,826	4,224	156

FROM	ARTICLES PAYING SPECIFIC DUTIES.																		
	SALT.		Coal.	FISH.	FISH, PICKLED.			Glass Black Quart Bottles.	GLASS, WINDOW.			Cigars.	Lime.	Boots.	SHOES AND SLIPPERS.			CARDS.	
	Weighing more than 56 lbs. per bush.	Weighing 56 lbs. or less, per bushel.		Foreign caught, dried.	Salmon.	Macker-el.	All other.		Not above 8 inches by 10.	Not above 10 by 12.	All above 10 by 12.				Silk.	Morocco, &c. for men & women.	Children's.	Wool and Cotton.	Playing.
	Pounds.	Bushels.	Quintals.	Barrels.			Groce.	100 square feet.			M.	Casks.	Pairs.			Dozen.	Packs.		
Europe, - - - -	85,992,930	1,821,765	409,191	61	106	-	109	23,548	22,609	2,959	3,933	1	-	3,420	28,184	68,015	21,274	-	5,706
Africa, - - - -	7,302,454	121,327	684	-	-	-	-	11	-	-	-	-	-	-	-	5	-	-	-
Asia, - - - -	-	117	-	-	-	-	-	6	-	-	-	215	-	-	1,369	646	2	-	-
West India Islands and American colonies,	17,492,796	296,610	1,286	802	172	7	1,050	231	12	-	-	23,299	385	15	1,129	1,795	425	4	407
Total, -	110,788,180	2,239,819	411,161	863	278	7	1,159	23,796	22,621	2,959	3,933	23,515	385	3,435	30,682	70,461	21,701	4	6,113

A General Statement of Goods, Wares, and Merchandise, imported into the United States in foreign vessels, commencing on the 1st day of October, 1806, and ending on the 30th of September, 1807.

IMPORTATIONS FROM EUROPE.

FROM	GOODS PAYING DUTIES AD VALOREM.			ARTICLES PAYING SPECIFIC DUTIES.														
	VALUE OF GOODS.			WINES.			FOREIGN SPIRITS.		Beer, Ale, and Porter.	Sou-chong Tea.	Chocolate.	Almonds.	FRUITS.			CANDLES.		
	At 16½ per cent.	At 19½ per cent.	At 24½ per cent.	Burgundy.	Sherry.	All other than Madeira.	From Grain.	From other materials.					Figs.	Raisins, in jars and Muscadel.	All other Raisins.	Tallow.	Wax and Spermaceti.	
	Dollars.	Dollars.	Dollars.	Gallons.					Gallons.	Pounds.								
Russia, - - - - -	174,316	52	-	-	-	-	-	-	-	-	-	-	-	-	-	-	44,745	-
Denmark and Norway, - - - - -	19,483	5,748	3,563	-	-	-	4,051	-	-	-	-	-	-	-	-	-	-	-
Holland, - - - - -	38,842	18,126	8,183	64	-	1	30,393	12	-	53	-	-	-	-	-	-	-	-
England, Man, and Berwick, - - - - -	28,136	54,908	5,096	-	-	216	-	-	589	-	-	-	-	-	-	-	-	-
Scotland, - - - - -	48,625	2,719	-	-	-	-	-	-	162	-	-	-	-	-	-	-	-	-
Ireland, - - - - -	2,028	103	-	-	-	-	-	-	236	-	-	-	-	-	-	-	-	-
Guernsey, Jersey, Sark, and Alderney, - - - - -	34	189	-	-	-	-	-	-	-	-	-	-	-	-	-	-	-	-
Hamburg, Bremen, and other Ports of Germany, - - - - -	278,000	7,286	5,743	184	-	1,021	-	-	-	-	-	-	2,476	-	-	-	-	-
French European Ports on the Atlantic, - - - - -	62,385	33,409	1,695	66	-	172,713	-	97,700	-	-	-	-	-	-	-	-	-	40
Do. do. do. do. Mediterranean, - - - - -	279	2,874	-	-	-	54,120	-	11,340	-	-	-	-	-	-	-	-	-	-
Spanish European Ports on the Atlantic, - - - - -	5,995	5,735	-	-	4,888	412	-	14,015	-	-	70	138	339	121	-	-	-	-
Portugal, - - - - -	929	2,601	-	-	-	63,796	-	-	-	-	-	5,424	912	-	310	-	-	-
Fayal and the other Azores, - - - - -	-	-	-	-	-	-	-	-	-	-	-	-	-	-	-	-	-	-
Italy, - - - - -	1,325	7,042	85	-	-	3,160	-	-	-	-	-	-	-	-	-	-	-	-
Trieste and other Austrian ports on the Adriatic, - - - - -	12,529	-	-	-	-	-	-	-	-	-	-	-	-	-	-	-	-	-
Total, - - - - -	672,906	140,792	24,365	314	4,888	295,439	34,444	123,067	987	53	70	8,038	1,251	121	310	44,745	40	

IMPORTATIONS FROM EUROPE—Continued.

FROM	ARTICLES PAYING SPECIFIC DUTIES.																	
	Cheese.	Soap.	Tallow.	Tobacco manufactured, other than Snuff and Cigars.	Snuff.	Gun Powder.	Glue.	IRON.		Nails and Spikes.	Quick-silver.	PAINTS.				Lead and manufactures of Lead.	CORDAGE.	
								Anchors & Sheet.	Slit and Hoop.			Yellow Ochre, in Oil.	Yellow Ochre, Dry.	Spanish Brown.	White and Red Lead.		Tarred.	Untarred.
	Pounds.																	
Russia, - - - - -	-	6,630	218,785	-	-	-	4,670	1,925	18,083	-	-	-	-	-	-	-	761,973	6,843
Denmark and Norway, - - - - -	-	-	-	-	-	-	-	-	-	-	-	-	-	-	-	-	3,208	-
Holland, - - - - -	70	-	-	50	-	-	-	-	-	46,378	-	-	-	-	-	-	-	-
England, Man, and Berwick, - - - - -	1,235	30	-	-	-	7,450	-	16,001	7,892	20,862	-	3,311	2,204	9,970	105,180	6,944	26,709	-
Scotland, - - - - -	51	10,143	-	-	-	-	-	-	-	-	-	-	-	3,311	15,598	2,227	-	-
Ireland, - - - - -	-	-	-	-	-	-	-	-	-	-	-	-	-	-	-	-	-	-
Guernsey, Jersey, Sark, and Alderney, - - - - -	-	-	-	-	-	-	-	-	-	-	-	-	-	-	-	-	-	-
Hamburg, Bremen, and other Ports of Germany, - - - - -	-	-	-	-	-	-	-	14,848	-	-	-	-	-	-	-	-	-	-
French European ports on the Atlantic, - - - - -	-	-	-	-	245	-	-	-	-	13,831	-	-	-	-	-	-	-	-
Do. do. on the Mediterranean, - - - - -	-	-	-	-	-	-	-	-	-	5,902	-	-	-	-	-	-	-	-
Spanish European ports on the Atlantic, - - - - -	-	-	-	-	-	-	-	-	-	-	-	-	-	-	-	-	-	-
Portugal, - - - - -	70	-	-	-	-	-	-	-	-	-	-	-	-	-	-	-	-	-
Fayal and the other Azores, - - - - -	-	-	-	-	-	-	-	-	-	-	-	-	-	-	-	-	-	-
Italy, - - - - -	-	-	-	-	-	-	-	-	-	-	2,038	-	-	-	-	-	-	-
Trieste and other Austrian ports on the Adriatic, - - - - -	-	113,892	-	-	-	-	-	-	-	-	-	-	-	-	-	-	-	-
Total, - - - - -	1,426	130,695	218,785	50	245	7,450	4,670	32,774	25,975	86,973	2,038	3,311	2,204	13,281	120,778	9,171	791,890	6,843

1809.1

IMPORTS FOR THE YEAR 1807.

763

IMPORTATIONS FROM EUROPE—Continued.

FROM	ARTICLES PAYING SPECIFIC DUTIES.																
	Cables.	Steel.	Hemp.	Twine.	SALT.		Coal.	Pickled Fish, other than Salmon or Mackerel.	GLASS.			Boots.	SHOES AND SLIPPERS.			Playing Cards.	
					Weighing more than 56 pounds per bushel.	Weighing 56 lbs. or less, per bushel.			Black quart Bottles.	Window.			Silk.	Morocco, &c. for Men and Women.	Child- dren's <sup>r</sup> .		
										Not above 8 inches by 10.	Not above 10 by 12.						All above 10 by 12.
Pounds.	Cwt.			Pounds. <sup>r</sup>	Bushels.	Bushels.	Quintals.	Groce.	100 square feet.			Pairs.	Pairs.		Packs.		
Russia, - - - - -	5,673	-	10,281	-	-	-	-	-	-	-	-	-	-	-	-	-	-
Denmark and Norway, - - - - -	-	-	-	-	-	-	48	-	-	51	19	-	-	-	-	-	-
Holland, - - - - -	-	273	-	8	263,312	-	2,258	-	40	25	-	-	-	-	42	-	288
England, Man, and Berwick, - - - - -	1,246	121	-	20	5,477,325	96,225	27,675	20	406	-	16	177	61	-	334	42	-
Scotland, - - - - -	-	-	-	-	326,625	-	9,960	-	5	-	-	52	2	-	-	1	-
Ireland, - - - - -	-	-	-	-	264,488	1,709	636	-	-	-	-	-	-	-	-	-	-
Guernsey, Jersey, Sark, and Alderney, - - - - -	-	-	-	-	53,760	-	-	-	-	-	-	-	-	-	-	-	-
Hamburg, Bremen, and other ports of Germany, - - - - -	-	-	-	1	-	-	-	-	69	30	63	2	42	-	50	-	-
French European ports on the Atlantic, - - - - -	-	-	-	-	655,760	4,101	-	-	213	-	-	-	13	958	1,002	2,345	-
Do. on the Mediterranean, - - - - -	-	-	-	-	-	-	-	-	25	-	-	-	-	-	-	-	-
Spanish European ports on the Atlantic, - - - - -	-	-	-	-	937,695	-	-	-	-	-	-	-	-	-	-	-	-
Portugal, - - - - -	-	-	-	-	4,475,198	29,963	-	-	-	-	-	-	-	-	-	-	-
Fayal and other Azores, - - - - -	-	-	-	-	-	3,862	-	-	-	-	-	-	-	-	-	-	-
Italy, - - - - -	-	482	-	-	383,488	-	-	-	3	-	-	-	-	24	-	-	-
Trieste and other Austrian ports on the Adriatic, - - - - -	-	245	-	-	-	-	-	-	-	-	-	-	-	-	-	-	-
Total, - - - - -	6,919	1,121	10,281	29	12,837,651	135,860	40,529	25	761	98	130	250	118	982	1,428	2,388	288



IMPORTATIONS FROM AFRICA.

FROM	VALUE OF GOODS PAYING DUTIES AD VALOREM.			ARTICLES PAYING SPECIFIC DUTIES.														
	15½ per cent.	16½ per cent.	19¼ per cent.	WINES.		FOREIGN SPIRITS.		Coffee.	Cocoa.	Brown Sugar.	SPICES.		Indigo.	Cotton.	Gun Powder.	SALT.		Glass Black Quart Bottes.
				Malmsey Madeira, &c.	Other than Madeira, Burgundy, or Sherry.	From Grain.	From other materials.				Cloves.	Pepper.				Weighing more than 56 lb. per Bushel.	Weigh'g 56 lb. or less per Bushel.	
	Dollars.			Gallons.				Pounds.										Bushels.
British African Ports, - - - - -	-	77	-	-	-	-	-	-	-	-	-	-	-	-	-	-	-	-
Bourbon and Mauritius, - - - - -	5,043	1,043	14,599	-	30	-	-	323,337	59	126,962	330	50,860	35,568	360,576	-	-	-	1
Teneriffe and other Canaries, - - - - -	-	-	11	-	32,287	-	-	-	-	-	-	-	-	-	-	-	-	-
Madeira, - - - - -	-	42	180	7,318	-	-	-	-	-	-	-	-	-	-	-	-	-	-
Cape de Verd Islands, - - - - -	-	-	72	-	15	-	-	-	-	-	-	-	-	-	-	-	-	-
Africa, generally, - - - - -	-	9,191	1,072	-	-	229	849	-	-	-	-	-	-	-	3,075	499,520	17,271	-
<b>Total,</b> - - - - -	<b>5,043</b>	<b>10,353</b>	<b>15,934</b>	<b>7,318</b>	<b>32,332</b>	<b>229</b>	<b>849</b>	<b>323,337</b>	<b>59</b>	<b>126,962</b>	<b>330</b>	<b>50,860</b>	<b>35,568</b>	<b>360,576</b>	<b>3,075</b>	<b>499,520</b>	<b>17,271</b>	<b>1</b>

IMPORTATIONS FROM ASIA.

FROM	VALUE OF GOODS PAYING DUTIES AD VALOREM.		ARTICLES PAYING SPECIFIC DUTIES.									
	16½ per cent.	19¼ per cent.	TEAS.		Coffee.	Brown Sugar.	SPICES.				Tobacco manufactured, other than Snuff and Cigars.	
			Bohea.	Souchong.			Mace.	Nutmegs.	Cloves.	Pepper.		Chinese Cassia.
	Dollars.		Pounds.		Pounds.							
Dutch East Indies, - - - - -	250	11,489	-	-	1,021,596	1,021,860	505	907	454	238,620	6,405	-
British East Indies, - - - - -	34,396	1,366	-	-	-	227,212	-	-	-	-	-	121
China, - - - - -	1,147	-	70,996	85,616	-	-	-	-	-	-	5,973	-
<b>Total,</b> - - - - -	<b>35,793</b>	<b>12,855</b>	<b>70,996</b>	<b>85,616</b>	<b>1,021,596</b>	<b>1,249,072</b>	<b>505</b>	<b>907</b>	<b>454</b>	<b>238,620</b>	<b>12,378</b>	<b>121</b>

Importations from West Indies, American Colonies, and Uncertain Ports.

FROM	GOODS PAYING DUTIES AD VALOREM.			ARTICLES PAYING SPECIFIC DUTIES.							
	16½ per cent.	19¼ per cent.	24¾ per cent.	WINES.			Foreign Spirits from other materials than grain.	Molasses.	Coffee.	Cocoa.	Chocolate.
				Malmsey Madeira.	Sherry.	Other than Burgundy.					
	Dollars.			Gallons.					Pounds.		
Swedish West Indies, - - - -	695	125	-	-	-	-	7,250	190	1,274,591	34,831	-
Danish West Indies, - - - -	1,145	7,740	3	3	-	795	10,886	5,159	3,525,211	539,345	-
Dutch West Indies and American Colonies, - -	14	497	-	-	-	-	4,956	-	282,400	37,366	-
British West Indies, - - - -	10,826	15,486	-	4,015	-	8,277	152,502	45,712	1,946,647	301,951	51
Newfoundland and British Fisheries, - - - -	428	9,830	-	-	-	-	-	-	-	-	-
British American Colonies, - - - -	64,050	26,385	531	14	40	11,850	4,050	-	182,256	60,313	-
French West Indies and American Colonies, - -	3,240	3,406	88	-	-	5	17	5,910	8,485,688	69,241	32
Floridas, - - - -	99	1,042	-	-	-	-	-	-	1,954	570	-
Honduras, Campeachy, and Musquito Shore, - -	1,268	981	-	-	-	-	-	-	91	-	-
Spanish West Indies and American Colonies, - -	23,932	29,737	111	-	-	52	17,702	242,688	589,333	45,070	133
Uncertain ports and West Indies, generally, - -	4	1,357	-	-	-	-	4,329	-	-	-	-
Total, - - - -	105,701	96,586	733	4,032	40	20,979	201,592	299,659	16,288,171	1,088,687	216

FROM	ARTICLES PAYING SPECIFIC DUTIES.											
	SUGAR.		CANDLES.		Cheese.	Tallow.	SPICES.			Snuff.	Indigo.	Cotton.
	Brown, &c.	Clayed, &c.	Tallow.	Wax and Spermaceti.			Cinnamon.	Cloves.	Pimento.			
	Pounds.											
Swedish West Indies, - - - -	308,440	6,413	-	-	-	-	-	-	-	-	394	35
Danish West Indies, - - - -	2,122,744	79,257	-	-	-	-	-	-	296,787	-	3,481	4,122
Dutch West Indies and American Colonies, - -	968,860	-	-	-	-	-	-	-	-	-	-	2,161
British West Indies, - - - -	3,556,715	34,338	-	-	-	-	-	-	156,652	-	613	28,593
Newfoundland and British Fisheries, - - - -	-	-	-	-	-	-	-	-	-	-	-	-
British American Colonies, - - - -	185,791	-	44	-	265	-	-	-	-	-	-	-
French West Indies and American Colonies, - -	2,147,679	2,814	-	-	-	-	6	1,091	-	48	-	67,492
Floridas, - - - -	28,653	-	-	-	-	-	-	-	-	-	-	473
Honduras, Campeachy, and Musquito Shore, - -	-	-	-	-	60	-	-	-	215	-	-	37,472
Spanish West Indies and American Colonies, - -	3,319,946	1,779,877	-	136	-	457,011	-	2	15,387	9,972	5,111	6,473
Uncertain ports and West Indies, generally, - -	534	-	-	-	-	-	-	-	-	-	-	-
Total, - - - -	12,639,362	1,902,699	44	196	265	457,011	6	1,093	469,041	10,020	47,071	109,349

IMPORTATIONS FROM WEST INDIES, &c.—Continued.

FROM	ARTICLES PAYING SPECIFIC DUTIES.										SALT.	
	POWDER.		Starch.	Glue.	Anchors and Sheet Iron.	Nails and Spikes.	Lead and manufactures of Lead.	Tarred Cordage.	Steel.	Glauber Salts.	Weighing more than 56 lb. per bushel.	Weighing 56 lb. or less per bushel.
	Hair.	Gun.										
	Pounds.							Cwt.		Pounds.	Bushels.	
Swedish West Indies, - - - -	-	-	-	-	-	21,716	-	-	-	-	208,279	1,584
Danish West Indies, - - - -	-	-	-	-	-	-	-	-	-	-	43,253	6,548
Dutch West Indies and American Colonies, -	12	-	-	-	12,366	509	936	-	2	-	1,723,667	16,165
British West Indies, - - - -	-	-	-	-	-	-	-	-	-	-	-	-
Newfoundland and British Fisheries, - - - -	-	498	-	266	-	22,637	490	-	3	-	-	-
British American Colonies, - - - -	-	-	-	-	-	-	220	-	-	-	-	679
French West Indies and American Colonies, -	-	-	609	-	-	-	-	-	-	-	-	612
Floridas, - - - -	-	-	-	-	-	-	-	-	-	-	-	-
Honduras, Campeachy, and Musquito Shore, -	-	-	-	-	-	-	-	-	-	-	-	-
Spanish West Indies and American Colonies, -	-	-	274	-	4,509	-	-	1,064	-	1	72,504	-
Uncertain ports and West Indies, generally, -	-	-	-	-	-	-	-	-	-	-	-	-
Total, - - - -	12	498	883	266	16,875	44,862	1,646	1,064	6	1	2,047,703	25,588

FROM	ARTICLES PAYING SPECIFIC DUTIES.										Playing Cards, Packs.	
	Coal.	FISH.				Black Quart Bottles.	Cigars.	Boots.	SHOES AND SLIPPERS.			
		Foreign caught, Dried.	Pickled Salmon.	Pickled Mackerel.	All other, Pickled.				Silk.	Morocco, &c. for Men and Women.		Children's.
	Bushels.	Quintals.	Barrels.		Groce.	M.	Pairs.					
Swedish West Indies, - - - -	-	-	-	-	-	30	61	1	-	-	-	-
Danish West Indies, - - - -	-	-	-	-	-	-	-	-	-	-	-	-
Dutch West Indies and American Colonies, -	1,680	30	-	-	-	3	1,175	-	12	-	-	24
British West Indies, - - - -	-	-	-	-	-	-	-	-	-	-	-	-
Newfoundland and British Fisheries, - - - -	-	172,935	2,196	321	258	-	-	-	-	-	-	-
British American Colonies, - - - -	3,566	60,074	4,757	15,770	15,615	1	1	-	204	986	672	-
French West Indies and American Colonies, -	-	-	-	-	-	-	1	-	-	-	-	-
Floridas, - - - -	-	-	-	-	-	-	-	-	-	-	-	-
Honduras, Campeachy, and Musquito Shore, -	-	-	-	-	-	-	-	-	-	-	-	-
Spanish West Indies and American Colonies, -	-	-	-	-	-	2	871	-	-	-	-	-
Uncertain ports and West Indies, generally, -	-	-	-	-	-	-	-	-	-	-	-	-
Total, - - - -	5,246	233,039	6,953	16,091	15,873	36	2,109	1	216	986	672	24

1809.]

IMPORTS FOR THE YEAR 1807.

767

Recapitulation of Importations in Foreign Vessels, from 1st October, 1806, to 30th September, 1807.

FROM	VALUE OF GOODS PAYING DUTIES AD VAL.				ARTICLES PAYING SPECIFIC DUTIES.														
	15½ per cent.	16½ per cent.	19¼ per cent.	24¾ per cent.	WINES.				FOREIGN SPIRITS.		Molasses.	Beer, Ale, and Porter.	TEAS.		Coffee.	Cocoa.	Chocolate.	SUGARS.	
					Malmsey Madeira, &c.	Burgundy.	Sherry.	All other.	From Grain.	From other materials.			Bohea.	Sou-chong.				Brown, &c.	Clayed, &c.
	Dollars.				Gallons.						Pounds.								
Europe, - - - -	-	672,906	140,792	24,365	-	314	4,888	295,439	34,444	123,067	-	987	-	53	-	-	70	-	-
Africa, - - - -	5,043	10,353	15,934	-	7,318	-	-	32,332	-	229	-	-	-	-	323,337	-	-	-	126,962
Asia, - - - -	-	35,793	12,855	-	-	-	-	-	-	-	-	-	70,996	85,616	1,021,596	-	-	-	1,249,072
West India Islands and American Colonies, - - - -	-	105,701	96,586	733	4,032	-	40	20,979	-	201,592	299,659	-	-	-	16,288,171	1,088,687	216	12,639,362	1,902,699
Total, - - - -	5,043	824,753	266,167	25,098	11,350	314	4,928	348,750	34,673	325,508	299,659	987	70,996	85,669	17,633,104	1,088,746	286	14,015,396	1,902,699

FROM	ARTICLES PAYING SPECIFIC DUTIES.																		
	Almonds.	FRUITS.			CANDLES.			Cheese.	Soap.	Tallow.	SPICES.						Tobacco Manufact'd, other than Snuff and Cigars.	Snuff.	Indigo.
		Figs.	Raisins, in jars, and Muscadel.	Raisins, all other.	Tallow.	Wax and Sperm.	Mace.				Nutmegs.	Cinnamon.	Cloves.	Pepper.	Pimento.	Chinese Cassia.			
Pounds.																			
Europe, - - - -	8,038	1,251	121	310	44,745	40	1,426	130,695	218,785	-	-	-	-	-	-	-	50	245	-
Africa, - - - -	-	-	-	-	-	-	-	-	-	-	-	-	330	50,860	-	-	-	-	-
Asia, - - - -	-	-	-	-	-	-	-	-	-	505	907	-	454	238,620	-	12,378	121	-	35,568
West India Islands and American Colonies, - - - -	-	-	-	-	44	196	265	-	457,011	-	-	6	1,093	-	469,041	-	-	10,020	47,071
Total, - - - -	8,038	1,251	121	310	44,789	236	1,691	130,695	675,796	505	907	6	1,877	289,480	469,041	12,378	171	10,265	82,639

RECAPITULATION—Continued.

1899.]

FROM	ARTICLES PAYING SPECIFIC DUTIES.																		
	Cotton.	POWDER.		Starch.	Gluc.	IRON.				PAINTS.				Lead, and manuf-actures of Lead.	CORDAGE.		Cables.	Steel.	Hemp.
		Hair.	Gun.			Anchors and Sheet.	Slit and Hoop.	Nails and Spikes.	Quick-silver.	Yellow Ochre, in oil.	Dry yellow Ochre.	Spanish Brown.	White and Red Lead.		Tarred.	Untarred.			
Pounds.																	Cwt.		
Europe, - - - - -	-	-	7,450	-	4,670	32,774	25,975	86,973	2,038	3,311	2,204	13,281	120,778	9,171	791,890	6,843	6,919	1,121	10,281
Africa, - - - - -	360,576	-	3,075	-	-	-	-	-	-	-	-	-	-	-	-	-	-	-	-
Asia, - - - - -	-	-	-	-	-	-	-	-	-	-	-	-	-	-	-	-	-	-	-
West India Islands and American Colonies,	109,349	12	498	883	266	16,875	-	44,862	-	-	-	-	-	1,646	1,064	-	-	6	-
<b>Total,</b>	<b>469,925</b>	<b>12</b>	<b>11,023</b>	<b>883</b>	<b>4,936</b>	<b>49,649</b>	<b>25,975</b>	<b>131,835</b>	<b>2,038</b>	<b>3,311</b>	<b>2,204</b>	<b>13,281</b>	<b>120,778</b>	<b>10,817</b>	<b>792,954</b>	<b>6,843</b>	<b>6,919</b>	<b>1,127</b>	<b>10,281</b>

FROM	ARTICLES PAYING SPECIFIC DUTIES.																		
	Twine.	Glauber Salts.	SALT.		Coal.	Fish, foreign caught, dried.	FISH, PICKLED.			Glass Black Quart Bottles.	WINDOW GLASS.			Cigars.	Boots.	SHOES AND SLIPPERS.			Playing Cards.
			Weighing more than 56 lbs. per bush.	Weighing 56 lbs. or less per bushel.			Salmon.	Mackel. rel.	All other.		Not above 8 inches by 10.	Not above 10 by 12.	All above 10 by 12.			Silk.	Morocco, &c. for men and women.	Children's.	
	Cwt.	Pounds.	Bushels.	Quintals.	Barrels.	Groce.	100 square feet.			M.	Pairs.			Packs.					
Europe, - - - - -	29	-	12,837,651	135,860	40,529	-	-	-	25	761	98	130	250	-	118	982	1,428	2,388	288
Africa, - - - - -	-	-	499,520	17,271	-	-	-	-	-	1	-	-	-	-	-	-	-	-	-
Asia, - - - - -	-	-	-	-	-	-	-	-	-	-	-	-	-	-	-	-	-	-	-
West India Islands and American Colonies,	-	1	2,047,703	25,588	5,246	233,039	6,953	16,091	15,873	36	-	-	-	2,109	1	216	986	672	24
<b>Total,</b>	<b>29</b>	<b>1</b>	<b>15,384,874</b>	<b>178,719</b>	<b>45,775</b>	<b>233,039</b>	<b>6,953</b>	<b>16,091</b>	<b>15,898</b>	<b>798</b>	<b>98</b>	<b>130</b>	<b>250</b>	<b>2,109</b>	<b>119</b>	<b>1,198</b>	<b>2,414</b>	<b>3,060</b>	<b>312</b>

IMPORTS FOR THE YEAR 1897.

*A Statement of the preceding Importations, showing the aggregate from each nation and its dependencies.*

FROM	GOODS PAYING DUTIES AD VALOREM.			ARTICLES PAYING SPECIFIC DUTIES.										
	15 per cent.	17½ per cent.	22½ per ct.	WINES.				FOREIGN SPIRITS.		Molasses.	Beer, Ale, and Porter.	TEAS.		
				Malmsey Madeira, &c.	Burgundy.	Sherry.	All other.	From Grain.	From other materials.			Bohea.	Souchong.	
	Dollars.			Gallons.								Pounds.		
Russia, - - - - -	1,797,221	7,281	358	-	-	-	-	-	-	1	-	-	-	17
Sweden and dependencies, - - -	402,464	17,224	8,548	-	10	-	5	-	-	92,858	30,764	50	-	-
Denmark and dependencies, - - -	1,055,659	81,580	54,784	2,323	198	-	2,434	4,169	1,426,948	218,718	27	-	-	105
Holland and dependencies, - - -	1,461,447	401,599	153,031	679	7,312	-	16,248	1,466,074	370,670	1,180,583	19,848	-	-	5,184
England and dependencies, - - -	35,130,880	8,101,673	321,075	9,427	-	145	94,586	5,154	4,203,818	1,384,038	206,615	89	-	6,000
Hamburg, Bremen, and other ports of Germany, - - -	1,969,663	101,831	119,238	-	339	-	1,259	1,097	7	-	-	-	-	-
France and dependencies, - - -	2,373,919	1,476,945	23,283	1,804	5,989	361	3,087,211	88	2,950,665	2,728,478	19	99,705	-	518,058
Spain and dependencies, - - -	389,310	292,548	1,880	366	10	309,089	901,531	379	772,247	2,964,616	-	-	-	-
Portugal and dependencies, - - -	38,112	63,836	1,979	375,291	90	6,184	442,688	-	13,896	3,517	-	-	-	-
Italy, - - - - -	284,936	346,954	4,627	-	-	-	285,275	-	72,222	-	-	-	-	-
Trieste and other Austrian Ports on the Adriatic, - - -	192,838	3,063	7,560	-	-	-	2,367	-	6	-	-	-	-	-
Turkey, Levant, and Egypt, - - -	7,619	53,122	-	-	-	-	9,143	-	-	-	-	-	-	-
Mocha, Aden, and other ports on the Red Sea, - - -	30,712	18,735	-	-	-	-	-	-	-	-	-	-	-	-
China, - - - - -	1,699,406	121,321	340	983	-	-	11	-	30	-	-	-	1,411,257	1,486,813
All other countries, - - - - -	27,352	9,964	-	4,230	-	-	731	718	11,875	520	-	-	-	-
Total, - - - - -	46,861,538	11,097,676	696,703	395,103	13,948	315,779	4,843,489	1,477,679	9,915,243	8,511,234	226,559	1,511,051	-	2,016,177

## STATEMENT—Continued.

FROM	ARTICLES PAYING SPECIFIC DUTIES.															
	TEAS.		Coffee.	Cocoa.	Choco- late.	SUGAR.			Almonds.	FRUITS.						
	Hyson.	Other green.				Brown, &c.	Clayed, &c.	Candy and Refined.		Currants.	Prunes and Plums.	Figs.	Raisins in jars, boxes, and Muscadell.	All other Raisins.		
	Pounds.															
Russia, - - - -	-	4	10	-	-	-	-	-	-	-	-	-	-	-	-	-
Sweden and dependencies, - - -	-	-	1,705,670	106,037	-	2,746,213	6,413	-	200	-	-	-	-	-	-	-
Denmark and ditto, - - - -	356	2,058	10,966,411	1,972,118	26	21,112,812	89,782	6	331	86	-	749	1,416	-	-	-
Holland and ditto, - - - -	21,832	2,411	10,247,767	669,775	820	9,765,993	12,651	885	364	-	40	-	-	-	-	-
England and ditto, - - - -	13,427	15,373	2,746,871	1,110,826	139	17,935,191	328,400	156,594	3,672	3,644	-	-	33,961	371	-	-
Hamburg, Bremen, and other ports of Germany, - - -	1	-	-	-	-	-	-	915	-	-	-	3,836	-	-	-	-
France and dependencies, - - -	20,342	178,631	20,932,324	990,932	199	76,984,941	1,896,592	133	150,267	8,889	98,939	21,630	15,352	80,000	-	-
Spain and ditto, - - - -	182	10	9,795,720	4,318,656	2,456	46,175,309	42,527,177	651	300,235	22,604	386	119,335	810,260	2,677,786	-	-
Portugal and ditto, - - - -	-	-	18,303	-	-	23,319	62,067	-	83,185	-	-	51,300	93	370	-	-
Italy, - - - -	-	-	-	-	-	-	-	-	60,918	242,739	385	321	1,227	100,705	-	-
Trieste and other Austrian ports on the Adriatic, - - -	-	-	-	-	-	-	-	-	3,225	157,844	-	117	-	-	-	-
Turkey, Levant, and Egypt, - - -	-	-	-	-	-	-	-	-	4,036	243	-	89,901	2,110	58,841	-	-
Mocha, Aden, and other ports on the Red Sea, - - -	-	-	1,709,533	-	-	-	-	-	-	-	-	-	-	-	-	-
China, - - - -	1,194,698	2,623,768	592,072	-	-	1,623	35,267	802	-	-	14	-	-	-	-	-
All other countries, - - - -	529	762	110,130	23,500	-	365,218	440,145	-	78,967	-	166	-	-	-	-	-
<b>Total, -</b>	<b>1,251,367</b>	<b>2,823,017</b>	<b>58,824,811</b>	<b>9,191,844</b>	<b>3,640</b>	<b>175,110,619</b>	<b>45,398,494</b>	<b>159,986</b>	<b>685,400</b>	<b>436,049</b>	<b>103,766</b>	<b>283,353</b>	<b>864,419</b>	<b>2,918,073</b>	-	-

1899.]

IMPORTS FOR THE YEAR 1897.

771

## STATEMENT—Continued.

FROM	ARTICLES PAYING SPECIFIC DUTIES.														
	CANDLES.		Cheese.	Soap.	Tallow.	SPICES.						Tobacco, manufactured, other than Snuff and Cigars.	Snuff.		
	Tallow.	Wax and Spermaceti.				Mace.	Nutmegs.	Cinnamon.	Cloves.	Pepper.	Pimento.			Chinese Cassia.	
Pounds.															
Russia, - - - -	278,045	864	100	7,294	951,991	-	-	-	-	-	-	-	-	-	-
Sweden and dependencies, - - -	-	-	-	-	-	-	-	-	-	-	-	-	-	-	-
Denmark do. - - - -	462	14	255	-	12,667	-	3	10	2,361	31,282	409,254	-	146	107	
Holland do. - - - -	1,371	244	911,605	-	-	1,882	3,175	-	6,610	2,508,897	-	6,405	6,754	20	
England do. - - - -	299	100	78,507	131,069	-	2	3	4,827	1	750,506	512,300	2	3,324	3,473	
Hamburg, Bremen, and other ports of Germany, - - -	-	86	9,542	-	-	-	-	-	-	-	-	-	2	-	
France and dependencies, - - -	78,081	1,099	18,247	46,697	26,728	24	-	265	38,663	208,658	-	1,362	20	838	
Spain do. - - - -	432	378	836	167,550	717,040	199	-	606	812	52	265,047	456	15	52,564	
Portugal do. - - - -	-	1,468	353	49	18,723	-	-	-	79	38	-	-	-	-	
Italy, - - - -	188,856	-	8,825	1,094,924	23,130	-	-	-	-	-	-	-	-	-	
Trieste and other Austrian ports on the Adriatic, - - -	-	159	1,372	642,542	-	-	-	-	-	-	-	-	-	-	
Turkey, Levant, and Egypt, - - -	-	-	-	-	-	-	-	3,368	-	-	-	-	-	-	
Mocha, Aden, and other ports on the Red Sea, - - -	-	-	-	-	-	-	-	-	-	-	-	-	-	-	
China, - - - -	-	-	-	-	-	88	1	-	-	-	-	133,123	-	-	
All other countries, - - - -	-	-	-	-	-	-	-	-	-	-	9,638	-	-	-	
Total, - - - -	547,546	4,412	1,029,642	2,090,125	1,750,279	2,195	3,182	9,076	48,526	3,499,433	1,196,239	141,348	10,261	57,002	



## STATEMENT—Continued.

86

L

FROM	ARTICLES PAYING SPECIFIC DUTIES.																
	Indigo.	Cotton.	POWDER.		Starch.	Gluc.	Pewter Plates and Dishes.	IRON.			Quick- silver.	PAINTS.					
			Hair.	Gun.				Anchors & Sheet.	Slit and Hoop.	Nails and Spikes.		Ochre, Yellow, in Oil.	Ochre, Dry Yellow.	Spanish Brown.	White and Red Lead.		
Pounds.																	
Russia, - - - -	-	-	1,094	-	13,381	44,382	-	4,085	40,556	-	-	-	-	-	-	-	-
Sweden and dependencies, - -	2,688	30,879	-	-	-	-	-	-	-	-	-	-	-	988	-	-	-
Denmark do. - -	111,400	72,497	-	-	35	237	-	1,973	797	45,180	-	-	-	-	-	-	58,130
Holland, do. - -	67,638	200,975	-	-	236	3,606	-	18,207	21,393	728,166	-	550	2,224	1,618	-	-	2,725,128
England do. - -	366,260	796,214	1,155	208,082	8,132	65,074	59,875	711,677	710,271	3,883,105	2	31,855	56,003	826,750	-	-	-
Hamburg, Bremen, and other ports of Germany, -	-	494	-	-	-	1,316	-	16,048	-	14,458	-	-	-	-	-	-	-
France and dependencies, - -	112,845	1,880,681	2,844	-	1,026	117	-	10,178	-	145,138	3,326	-	51,046	-	-	-	-
Spain do. - -	311,447	358,371	6	591	3,399	-	4	19,185	-	132,396	3,798	185	-	-	-	-	19
Portugal do. - -	1,486	17,320	-	-	-	-	-	522	-	-	-	-	-	-	-	-	-
Italy, - - - -	-	-	-	-	-	-	-	-	-	-	9,901	-	12,199	-	-	-	5,597
Trieste and other Austrian ports on the Adriatic, -	-	-	-	-	-	-	-	-	-	-	-	184	-	-	-	-	-
Turkey, Levant, and Egypt, - -	5,224	-	-	-	-	-	-	-	-	-	-	-	-	-	-	-	-
Mocha, Aden, and other ports on the Red Sea, -	-	-	-	-	-	-	-	-	-	-	-	-	-	-	-	-	-
China, - - - -	12,803	-	-	-	-	-	-	-	-	-	-	-	-	-	-	-	15,218
All other countries, - - - -	18,881	20,439	-	3,075	-	-	-	-	-	-	-	-	-	-	-	-	-
Total, - - - -	1,010,672	3,337,870	5,099	211,748	26,209	114,732	59,879	781,875	773,017	4,948,443	17,211	32,590	122,460	828,368	-	-	2,804,092

1899.]

IMPORTS FOR THE YEAR 1897.

773

STATEMENT—Continued.

FROM	ARTICLES PAYING SPECIFIC DUTIES.												
	Lead, and manufactures of Lead.	Seines.	CORDAGE.		Cables.	Steel.	Hemp.	Twine.	Glauber Salts.	SALT.		Coal.	Fish, Foreign, caught, dried.
			Tarred.	Untarred.						Weighing more than 56 lbs. pr. bshl.	Weighing less than 56 lbs. pr. bshl.		
			Pounds.										
Russia, - - - -	-	-	1,007,780	6,843	57,579	10	135,775	10	-	-	-	-	-
Sweden and dependencies, - - -	63	-	-	-	-	209	-	-	-	657	597	-	-
Denmark and do. - - - -	5,705	-	5,785	-	861	-	4,316	61	-	292,933	8,621	-	-
Holland and do. - - - -	2,954	-	24,515	1,966	-	7,394	-	491	10	625,017	49,586	5,712	16
England and do. - - - -	1,962,941	10,084	28,720	48,158	9,280	5,244	-	3,583	142	83,755,485	1,654,859	449,880	233,882
Hamburg, Bremen, and other ports of Germany, - - -	-	-	465	-	-	123	848	10	4	-	-	-	-
France and dependencies, - - -	4,377	-	-	238	-	-	10	93	-	1,639,782	53,483	3	3
Spain and do. - - - -	436,229	-	1,064	5	-	816	-	-	1	12,049,129	208,063	657	1
Portugal and do. - - - -	-	-	-	-	-	182	-	5	-	24,541,899	400,020	684	-
Italy, - - - -	-	-	-	-	-	1,034	-	-	-	3,268,152	43,309	-	-
Trieste and other Austrian Ports on the Adriatic, - - -	19,984	-	-	-	-	803	158	-	-	-	-	-	-
Turkey, Levant, and Egypt, - - -	-	-	-	-	-	-	-	-	-	-	-	-	-
Mocha, Aden, and other ports on the Red Sea, - - -	-	-	-	-	-	-	-	-	-	-	-	-	-
China, - - - -	23,631	-	-	-	-	-	-	-	-	-	-	-	-
All other countries, - - - -	-	-	-	-	-	-	-	-	-	-	-	-	-
Total, - - - -	2,455,884	10,089	1,068,329	57,210	67,720	15,815	141,107	4,253	157	126,173,054	2,418,538	456,936	233,902

## STATEMENT—Continued.

FROM	ARTICLES PAYING SPECIFIC DUTIES.														
	FISH.			Black quart bottles.	GLASS.			Cigars.	Lime.	Boots.	SHOES AND SLIPPERS.			CARDS.	
	Pickled.				Not above 8 by 10.	Window.					Silk.	Morocco, &c. for men and women.	For Children.	Wool and Cotton.	Playing Cards.
	Salmon.	Mackerel.	All other.	Not above 10 by 12.		All above 10 by 12.	M.	Casks.	Pairs.	Dozens.					
	Barrels.			Groce.	100 Square Feet.										
Russia, - - - - -	-	-	-	-	6	-	-	-	-	2	-	49	-	-	288
Sweden and dependencies, - - - - -	-	-	-	1	2,847	70	331	8	-	-	72	1,193	96	-	-
Denmark and do. - - - - -	-	-	-	54	1,284	427	411	301	-	1	322	7	-	-	-
Holland and do. - - - - -	106	-	77	1,910	428	51	177	60	-	40	19	2,849	30	-	324
England and do. - - - - -	7,125	16,095	16,882	15,502	12,575	1,121	2,597	5,219	383	2,975	976	27,059	6,997	-	373
Hamburg, Bremen, and other ports of Germany, - - - - -	-	-	2	449	5,552	1,402	653	-	-	52	-	694	-	-	400
France and dependencies, - - - - -	-	1	10	6,302	27	18	14	68	-	298	28,577	39,661	17,380	-	3,902
Spain and do. - - - - -	-	2	86	29	-	-	-	19,968	2	-	-	277	258	4	1,138
Portugal and do. - - - - -	-	-	-	29	-	-	-	-	-	68	-	167	-	-	-
Italy, - - - - -	-	-	-	318	-	-	-	-	-	118	548	812	-	-	-
Trieste and other Austrian ports on the Adriatic, - - - - -	-	-	-	-	-	-	-	-	-	-	-	-	-	-	-
Turkey, Levant, and Egypt, - - - - -	-	-	-	-	-	-	-	-	-	-	-	-	-	-	-
Mocha, Aden, and other ports on the Red Sea, - - - - -	-	-	-	-	-	-	-	-	-	-	-	-	-	-	-
China, - - - - -	-	-	-	-	-	-	-	-	-	-	1,366	167	-	-	-
All other countries, - - - - -	-	-	-	-	-	-	-	-	-	-	-	-	-	-	-
Total, - - - - -	7,231	16,098	17,057	24,594	22,719	3,089	4,183	25,624	385	3,554	31,880	72,875	24,761	4	6,425

1899.]

IMPORTS FOR THE YEAR 1897.

775

10th CONGRESS.]

No. 142.

[2d SESSION.]

## REMONSTRANCE OF MASSACHUSETTS AGAINST THE EMBARGO LAWS.

COMMUNICATED TO THE SENATE, FEBRUARY 27, 1809.

*To the Honorable the Senate and House of Representatives of the United States, the memorial and remonstrance of the Legislature of Massachusetts.*

When the government of a free people is felt to be oppressive on the community; when its measures appear to originate in imperfect conceptions of the interests of the whole, or inattention to the important concerns of any considerable portion; a decent respect for the opinions of their fellow-citizens, and a just sense of their own rights, require of that part of the society which feels oppressed or alarmed, a prompt and explicit declaration of their opinions. Such a course of proceeding, by producing early and frequent public discussions, is calculated to support all such measures as are wise and expedient, and on the other hand it furnishes a reasonable opportunity to the Government to abandon all such as are found to be impracticable or injurious: it is calculated at once to silence the murmurs of the people if they are unfounded, and to remove all their just causes of complaint.

The citizens of Massachusetts are firm and zealous in the vindication of their rights; but their habits and their principles equally forbid a resort to violent, disorderly, or unconstitutional means for that purpose. They indulge a pride in the belief, that the constitutions of Government, under which they live, are so framed, as to afford a peaceable remedy for every grievance to which they may be subjected. They have accordingly, by petitions from various parts of the State, expressed to the President of the United States their sentiments on the oppressive operation and destructive tendency of the embargo laid on their ships and vessels in December, 1807. This Legislature, also, in the same spirit, have heretofore endeavored, through their Senators and Representatives, to communicate to the Government of the United States, their opinions and views of the system of policy lately adopted and pursued by the administration. They have seen with regret that these peaceable and respectful efforts have not produced any relaxation of the rigorous measures complained of; but that, on the contrary, it has been thought proper to enforce the embargo, by a late act, exceeding in severity all that preceded it—an act which, if continued in operation, will, as we apprehend, not only complete the destruction of the commercial prosperity, but prove highly dangerous to the public liberty and domestic peace of this people. This Legislature have also felt the most serious alarm from perceiving the other measures lately proposed and contemplated in the Congress of the United States. At this awful and momentous crisis, we ought not to affect ignorance of those events, which, on ordinary occasions, a sense of decorum might forbid our noticing. It would be a base dereliction of duty if, at such a moment as the present, we should permit a too scrupulous regard for mere forms, to prevent our attempting every thing possible for the security of our constituents, and for the peace and happiness of our common country. This Legislature, therefore, with the plainness and sincerity which become the representatives of a free people, and with all the respect which is due to the honorable body which they address, do present this their solemn remonstrance against the course of measures which is now oppressing this part of the United States.

Commerce has been one of the chief employments of the people of New England, from the first settlement of the country, and their success has promoted and abundantly rewarded the labors of agriculture. This latter in its turn has extended and encouraged commerce, and from the joint operation of these causes, New England, without any great staple, and without any peculiar local advantages, has constantly and rapidly increased in wealth, prosperity, and power. If, however, the advantages of commerce were less obvious and less important, yet the habits of the country, so long and firmly established, could not be suddenly changed, without producing consequences the most distressing and destructive. Our husbandmen and mariners cannot, by an act of Government, be converted into manufacturers; nor will our merchants and mechanics ever consent to abandon their cities, and retire from the sea shore, to clear up and cultivate the wilderness. The history of the world has demonstrated, that even the most despotic Governments have hardly ever succeeded in changing the habits of a great people; and most certainly in a free country it cannot be attempted with any prospect of success. The measures adopted by the British Government to interdict or control our commerce, were among the most powerful causes of the Revolution. The power of establishing commerce is enumerated, in the declaration of our independence, among the essential rights of sovereignty; and in the articles of confederation, trade, religion, and the sovereignty of the States, are mentioned as the three principal objects which that compact was intended to protect. In the present constitution of the United States, while the Government are entrusted with a greater and more adequate power for the protection and extension of commerce, the caution and jealousy of the people have imposed various restrictions on that power. The Government are prohibited from imposing any tax or duty whatever on exports, lest, in virtue of that authority, they might in any degree embarrass the exportation of our produce. The people have manifested a similar disposition in other articles of the constitution; and if, at the time of framing and adopting that instrument, any question had arisen as to the extent of the power, or the duty of the Government in this particular, there can be no doubt that a clause would have been inserted, most explicitly declaring the interests of commerce to be one of the principal inducements for forming the Union, and its encouragement and defence to be among the first duties of the Government; while the right to annihilate or obstruct it would have been explicitly denied. For a long time after the establishment of this Government, the fisheries, navigation, and trade of the country were protected and widely extended. They furnished almost the whole revenue of the United States, and encouraged universal industry. When, in the year 1794, the commercial rights of the nation were assailed by Great Britain, the immortal Washington, by dignified, fair, and impartial negotiation, procured for his country ample compensation for past injuries, and security against future aggressions. In the year 1798, our Government, under similar circumstances, attempted, in the same manner, to obtain from France indemnity for outrages, and a recognition of our rights; and when fair negotiation was found to be fruitless, they did not hesitate immediately to adopt measures of defence becoming an independent and powerful people. The success of these wise and patriotic measures, and the universal satisfaction manifested by the people, in their effects, seemed to have decided forever the true policy of the United States. But, in the year 1806, when our commercial rights were again attacked by the same nation, which had but imperfectly atoned for her injuries in 1798, and in a manner more unwarrantable, insolent, and outrageous than before, the people expected that the Government would have recourse to the same policy which had formerly been crowned with such signal success. Instead of prompt and vigorous measures of defence, they have seen the Government retiring from the conflict, and by annihilating their whole foreign commerce, tacitly confess that they are unwilling or unable to protect it. This apparent inability or indisposition to resist aggression has furnished a pretence to another prince to retaliate on his enemy through our unprotected rights. Thus the United States are placed in a situation unprecedented, it is believed, in the history of the world, being involved at the same moment in serious controversies with two most powerful nations, who are themselves at war with each other.

The interdiction of foreign commerce, for an indefinite period, by perpetual laws, is justly considered as a total annihilation of it. The people of this country are not accustomed to class among their rights such enjoyments and privileges as depend on the will of any set of men whatever; under such circumstances they would cease to be the rights of a free people. Yet it is obvious, that the acts laying an embargo have suspended their commercial rights, and, if those acts are constitutional, these rights can never be restored without a concurrent act of all the branches of the Federal Government. The events now passing at the seat of Government strongly exemplify the force of this remark. If one branch of the Legislature should be unanimously inclined to remove the embargo, and even if the other branch should concur, yet the President of the United States may prevent the passing of an act for such a

purpose; and if afterwards only twelve members of the Senate should adopt his policy, and unite in supporting his measures, the embargo must remain in force. Most certainly the people of this country never intended to subject to the discretionary power of thirteen men one of their most essential and invaluable rights. If the existence or the apprehension of war would justify a temporary embargo, the spirit of the constitution would demand that it should be imposed for a short and definite period; so as to require from time to time the same concurrence of opinion to continue it which is now required for its removal.

In the act of Congress, passed on the ninth day of January last, for enforcing the preceding embargo acts, this Legislature see with extreme pain a perseverance in the system which has proved so injurious to the country. But they are still more alarmed from examining some of the provisions of this act, which appear to them hostile to the dignity and independence of this Commonwealth, and subversive of the civil liberty and constitutional rights of its citizens. They see there, the rights of individuals subjected to the arbitrary will of an executive officer, instead of being defined and secured by standing laws; secret and variable instructions and orders of the President entitled to equal respect with the laws of the land; an indefinite and almost unlimited authority given to the officers of the customs, without any warrant from a civil magistrate to search for, and seize, the property of the citizens; excessive suteries required of men who are not even charged with any offence, and excessive fines and penalties imposed; individuals exposed to losses and penalties, for actions which were lawful at the time of committing them; and the benefits of a trial by jury in many cases virtually denied. If any citizen, who is aggrieved, should apply for redress to the laws and judicial courts of the Commonwealth, their processes may be impeded, their officers resisted, and their authority put at defiance, by the standing army of the United States, under the command of any inferior officer empowered by the President. Thus, whenever a petty officer shall be found hardy and adventurous enough to exercise the authority conferred by this act, the sovereignty and independence of the State will be humbled in the dust, or its Government must vindicate by force its dignity and its honor, and may be consequently involved in a civil war.

This Legislature cannot review, without the most painful emotions, the measures of the General Government which they have here been considering. They cannot, without the most gloomy apprehensions, contemplate the probable consequences of a perseverance in such measures. They are constrained respectfully, but most unequivocally, to declare their conviction, that the several laws before referred to, which interdict the foreign commerce of the United States, and which have imposed numerous embarrassments on the coasting trade, must have originated in a misconstruction of the Federal Constitution; that they are contrary to the spirit and intention of that instrument, and are not warranted by any of the powers therein given by the People to the Congress of the United States. In the hope of preventing any further evil consequences from these measures, and with the most ardent desire to preserve inviolate the constitution of these States, and to remove every source of discontent and jealousy among the different members of the Union, this Legislature do solemnly remonstrate against the several acts of Congress for imposing and enforcing the embargo, and do earnestly request your honorable body to take the same into your most serious consideration; and by repealing them, to restore this People to their former enviable state of freedom, prosperity, and happiness.

It is impossible to contemplate the repeal of the several acts relating to the embargo, without considering the various substitutes for this measure which have been proposed, and which are now before the public. This Legislature feel bound to express the strong and decided opinion they entertain on this subject before any of these proposed measures shall be adopted. The expression of this opinion is required by a just sense of their own rights and those of the State which they represent, and also by a due regard to the sentiments and feelings of their constituents, which are well known to the individuals of this Legislature, and which are so strongly displayed in the numerous petitions and memorials daily arriving from all parts of the Commonwealth.

The prohibition of all intercourse with France and Great Britain, and their respective dependencies, would probably prove fruitless and inefficient, from the extreme difficulty of enforcing its observance; and would thus serve to bring into contempt the laws and the Government of the country: or, if enforced, it would impose embarrassments on commerce nearly as fatal as the obstructions created by the present embargo. It would soon become a restriction only on the orderly and well disposed part of the community, and would furnish opportunities and inducements to the officers of Government, by occasional indulgence and connivance, to promote the interest of their personal and political friends. But, in another view of this measure, it appears still more serious and alarming. It is obvious that, if the embargo was removed, our citizens would have but little intercourse with France or her dependencies. The total disregard of the laws of nations, and the obligation of treaties, manifested by that Government; the seizure and detention of neutral property in all parts of her dominions; the unprecedented decrees against neutral commerce, promulgated at Berlin, at Milan, and at Bayonne, would deter our citizens from adventuring in commerce with her subjects. The proposed non-intercourse, therefore, would in effect apply solely to Great Britain. The natural tendency of this measure, which is undoubtedly foreseen, if not intended, by some of its advocates, would be to involve the nation in war with Great Britain—a measure which would necessarily produce a fatal alliance with France.

The project of arming our merchantmen to resist seizures by either of the belligerents, appears to manifest a spirit which, when excited in a just cause, will always be warmly approved, and vigorously supported by the people of Massachusetts. They cannot cease to lament, that some portion of this spirit had not been exhibited in resisting the first outrage on our rights, by the Berlin decree of November, 1806. If our Government had at that time expressed a strong sense of this outrage on the nation, and a firm resolution to vindicate and maintain its rights, they would have been most cordially and zealously supported by men of all political parties. This project, if adopted now without limitation, however it may be intended by those who propose it, would speedily and inevitably lead to a war with Great Britain. France has comparatively few cruisers on the ocean, which is covered by the ships of her enemy. Our vessels would be seldom encountered by those of the former Power, while hardly one would escape those of the latter. All our actual collisions would necessarily be with Great Britain, who would thus be made to appear the only aggressor; and when the public sensibility was excited by these causes, the dictates of reason, of justice, and sound policy, would cease to be regarded. It cannot be too often repeated, that such a war would necessarily involve a destructive alliance with France—an alliance which experience has shown to be more fatal than any war, and which is universally dreaded, throughout this part of the United States, as highly dangerous to the independence of the nation, and hostile to the liberties of the world.

The Legislature of Massachusetts express without reserve their sentiments on the conduct of the two belligerent Powers of Europe. They cannot be restrained by the audacious and unfounded insinuation, that the people of New England are influenced by undue partiality to either of those Powers. They repel with indignation this slanderous aspersion, which cannot be believed even by those who propagate it. It is refuted by the well known spirit and patriotism of this people; it is disproved by the annals of our revolutionary war, and by our whole history to the present day. This State was among the first to resist the encroachments of the British Government at that time; her citizens still retain the same spirit to oppose unjust aggressions, from whatever quarter they may be attempted. While they cultivate this spirit, the pledge of their liberties and their independence, they cherish also those moral habits and religious principles which distinguished their ancestors, the first settlers of this country. While vindicating their own rights, they are admonished candidly to examine, and religiously to respect, the rights of others. They can never cordially engage in any contest which does not appear to them necessary to the honor and the essential interests of their country; nor can they appeal with confidence to the God of armies, in a war which does not appear to them to be just.

With these impressions, the Legislature of Massachusetts have deliberately examined the several documents respecting the foreign relations of the United States, which were published by Congress for the information of the people. They have impartially weighed and considered the dates and the contents of the maritime decrees and orders of France and Great Britain, affecting the commerce of the United States, and the dispositions of those two Governments, as manifested in their correspondence with our public ministers. The numerous and repeated aggressions on the part of France, displayed in these documents, are as injurious to the honor of the nation as to the

interests of the citizens—violating at once the obligations of our treaty with that Government and the established principles of the law of nations. The remonstrances and complaints of our minister appear to have been treated with contemptuous silence, or answered only with new outrages; and he seems at last to have abandoned all hope and expectation of influencing that Government by diplomatic representations, and to have left to the wisdom and the spirit of the United States to adopt such other measures as may be necessary to cause their rights to be respected. While France shall maintain this contemptuous indifference, and these hostile dispositions, it appears hardly possible to attempt any accommodation with her which shall not tarnish the honor and endanger the independence of our country.

On the part of Great Britain there appears, from those documents, to be a disposition to cultivate a good understanding with this country. They have manifested a strong desire to make atonement and compensation for injuries that were even unauthorized and unintentional, and to adjust the respective rights and claims of the two nations on such a basis as shall prevent future collisions. If these dispositions on her part are sincere, and we do not see in these documents any reason to question their sincerity, they should undoubtedly be met by a correspondent disposition on our part. They certainly furnish an opportunity to attempt a negotiation, without any sacrifice of honorable sentiment or independent feelings, and this Legislature have great confidence that such a negotiation, conducted in a fair, impartial, and candid manner, would speedily restore harmony between the two countries. In considering the different decrees and orders of France and Great Britain, it is obvious that those of the former have been uniformly first in order of time, and most injurious in their nature. But even if those nations were, as has been sometimes asserted, on the most perfect equality in this respect, and if the conduct of each furnished such a cause of war as would leave only the choice of our adversary, every motive of policy would induce the United States to select France for her enemy. Without condescending to calculate, with precision, the comparative ability of those two nations to injure and annoy this country, the present state of the world should decide our choice. In one event we should have the satisfaction of aiding in that glorious struggle now carried on in Europe against the tyranny of France, and of assisting to maintain the cause of that brave and gallant nation which has lately thrown off the yoke of her oppressor, and which was among the first to promote our exertions in a like cause. In the other case we should be immediately arrayed on the side of France; we should necessarily aid the gigantic strides of her emperor towards universal domination, and assist in annihilating the independence of nations and the freedom of the world.

IN SENATE, *February 17, 1809.*

Read and accepted. Sent down for concurrence.

H. G. OTIS, *President.*

IN THE HOUSE OF REPRESENTATIVES, *February 18, 1809.*

Read and concurred.

TIMOTHY BIGELOW, *Speaker.*

A true copy.

Attest,

NATHANIEL COFFIN, *Clerk of Senate.*

11th CONGRESS.]

No. 143.

[1st Session.]

### EMBARGO.

COMMUNICATED TO THE HOUSE OF REPRESENTATIVES, MAY 25, 1809.

TREASURY DEPARTMENT, *May 23d, 1809.*

SIR:

The act laying an embargo, passed on the 22d of December, 1807, has, in conformity with the expressions used in the 12th section of the non-intercourse act, been considered as still in force, so far as related to foreign vessels. Such vessels have, therefore, been permitted to depart only in ballast, or with the cargo on board, when notified of the embargo. That construction of the law necessarily flowed from the expressions alluded to, which limit the repeal of so much of the embargo acts as related to the departure of vessels, *to vessels owned by citizens of the United States*—expressions which would have been altogether inoperative, had a different construction been adopted. Nor was the Executive vested with any discretion to make a distinction in favor of vessels belonging to those nations with which commercial intercourse was permitted by the act, however consistent with the presumed intention of the Legislature such distinction might have been.

Without dwelling on the inconveniences which have resulted, it is only necessary to add that the expressions used in the 11th section of the non-intercourse act, by virtue of which the commercial intercourse with Great Britain will again be permitted after the 10th day of June, are such as certainly to repeal every restriction laid by the embargo laws on British vessels. It follows that, after that day, those vessels will, in the ports of the United States, be permitted to take on board cargoes, and to depart with the same for any permitted foreign port, whilst foreign vessels, belonging to the other nations with which commercial intercourse is permitted, will still be forbidden to depart with such cargoes on board. As it is presumable that a bill intended to correct that defect would be altogether unobjectionable, and as there are now in the ports of the United States many foreign vessels belonging to friendly nations, which are detained only on that account, permit me respectfully to submit the propriety of acting immediately on the subject, and without waiting for a decision on the more complex modifications of the non-intercourse act which the late change in our foreign relations may render necessary.

I have the honor to be, with great respect, sir, your most obedient servant,

ALBERT GALLATIN.

*The Honorable the Chairman of the Committee of Commerce and Manufactures.*

11th CONGRESS.]

No. 144.

[1st Session.]

## COLLECTORS CREDITED FOR ALLOWANCES TO FISHING VESSELS.

COMMUNICATED TO THE HOUSE OF REPRESENTATIVES, MAY 31, 1809.

TREASURY DEPARTMENT, *January 16, 1809.*

SIR:

I have the honor to return the petitions on the subject of the allowances to fishing vessels. The enclosed copy of a letter from the comptroller will show the grounds on which he decided. I think the construction correct; but that the petitioners, particularly the collectors who paid the full allowances, are entitled to legislative relief. The enclosed statement will show the total amount of claims if they are allowed.

Two similar petitions having been referred to the Committee of Ways and Means, permit me to request that you will communicate this letter and its enclosures to the chairman of that committee.

I have the honor to be, respectfully, sir, your obedient servant,

ALBERT GALLATIN.

HON. THOMAS NEWTON, *Chairman of the Committee of Commerce and Manufactures.*

TREASURY DEPARTMENT, *Comptroller's Office, January 13, 1809.*

SIR:

I return the petitions laid before you by the chairman of the Committee of Ways and Means, and by the chairman of the Committee of Commerce and Manufactures, with the grounds on which the decision was made at the treasury, which gave rise to the petitions.

The collectors of the customs in Massachusetts generally continued to pay the full bounty allowed, by different acts of Congress, to the owners and crews of fishing vessels, until the first day of January, 1808, notwithstanding the additional bounty granted by the act of 8th of July, 1797, was made, by the act of 12th April, 1800, to depend for its continuance upon the existence of the act laying an additional duty upon salt, which was repealed after the 30th of June, 1807, by the act of the 3d of March, 1807.

The reasons which governed the collectors in their construction of the laws, are stated in the petitions, the principal of which is, that the salt used by them was imported and purchased prior to the 30th of June, 1807, after which the additional duty was repealed.

It is admitted that the acts referred to are not free from ambiguity; and it is more than probable, that the greater part of the salt used by the petitioners was imported and purchased by them prior to the 1st July, 1807. But it is conceived that the decision of the question does not depend upon the fact, whether the additional duty was paid on the salt used or not. If it did, it would be decided differently in reference to different claimants, because it is not even alleged that all the salt used had paid the additional duty. How far the equity of the claim entitles the petitioners to the relief prayed, must rest with the Legislature.

Upon a consideration of the question, it occurred to me as the correct construction, that the proviso in the second section of the act, of the 12th April, 1800, was in full force, and was not repealed by the act of 3d March, 1807; that the proviso in the second section of the act last mentioned relates to bounties or allowances other than the *additional* allowance, which, by a distinct, special, and negative provision, was limited in its duration to the continuance of the additional duty on salt, which was repealed after the 30th of June, 1807.

When two statutes differ, the first must give way to the last; and this upon a principle of universal law, that *leges posteriores priores contrarius abrogant*. But this is to be understood only when the last is couched in negative terms, or when its matter is so clearly repugnant that it necessarily implies a negative. But, if both acts be merely affirmative, and the substance such that both may stand together, then the latter does not repeal the former, but they both may have a concurrent efficacy. It is deemed unnecessary to enlarge.

The schedule which has been prepared, and is now transmitted, will show the extent of the additional allowance if admitted.

I have the honor to be, &c.

ALBERT GALLATIN, Esq.

*Schedule of the sums charged by Collectors for allowances to vessels employed in the fisheries, during the season of 1807, above the rate admitted at the Treasury.*

Collectors.	Ports.	Amount.	
B. Lincoln,	Boston,	\$3,094 74	
J. Wingate,	Bath,	327 96	
J. Hill,	Biddeford,	453 33	
J. Otis,	Barnstable,	9,814 00	
C. Collins,	Bristol,	-	115 42
H. Baylies,	Dighton,	123 11	
J. Pease,	Edgartown,	428 89	
M. Jordan,	Frenchman's Bay,	909 45	
J. Kittredge,	Gloucester,	2,163 70	
Jonas Clarke,	Kennebunk,	465 18	
L. Trescott,	Machias,	112 55	
James Wilson,	Marblehead,	6,392 60	
A. Wolcott,	Middletown,	272 00	
R. Cross,	Newburyport,	2,541 80	
Asa Andrews,	Ipswich,	699 80	
E. Pope,	New Bedford,	820 48	
A. Bishop,	New Haven,	306 03	
Jed. Huntington,	New London,	2,526 67	
D. Gelston,	New York,	115 75	
Wm. Ellery,	Newport,	-	762 64
I. Ilsley,	Portland,	1,826 26	
J. Whipple,	Portsmouth,	2,265 86	
James Hook,	Penobscot,	1,275 20	
L.F. Delesdernier,	Passamaquoddy,	-	126 40
Jer. Olney,	Providence,	85 18	
H. Warren,	Plymouth,	4,698 00	
H. P. Dering,	Sagg Harbor,	395 16	
W. R. Lee,	Salem,	3,133 64	
F. Cook,	Wiscasset,	499 08	
J. Farley,	Waldoborough,	461 64	
Jer. Clarke,	York,	336 80	
		46,574 86	1,004 46
To which add the amount of the sums entered in the last column, as they will be claimed, should the others be allowed,		1,004 46	
		\$47,579 32	

Collins and Ellery have charged and paid at the reduced rate. Delesdernier states that \$126 40 is claimed: he has not paid.



11th CONGRESS.]

No. 145.

[2d Session.]

## TONNAGE FOR THE YEAR 1808.

COMMUNICATED TO THE HOUSE OF REPRESENTATIVES, DECEMBER 12, 1809.

TREASURY DEPARTMENT, *December 8, 1809.*

SIR:

I have the honor to transmit the annual statement of the district tonnage of the United States, on the 31st of December, 1808; together with an explanatory letter of the Register of the Treasury.

It appears from those documents, that the actual tonnage of the United States, including sea letter vessels, might, on that day, be estimated at about 1,227,000 tons, viz:

Registered tonnage, employed in foreign trade, . . . . .	765,251 tons.
Licensed do. do. in coasting trade, . . . . .	352,239
Registered and licensed, employed in cod and whale fisheries, . . . . .	55,212
	<u>1,172,702</u>
Sea-letter vessels, (estimated actual tonnage,) . . . . .	54,298
	<u>1,227,000</u>

I have the honor to be, very respectfully, sir, your obedient servant,

ALBERT GALLATIN.

The Honorable the SPEAKER of the House of Representatives.

TREASURY DEPARTMENT, *Register's Office, December 8th, 1809.*

SIR:

I have the honor to transmit the annual statement, to 31st December, 1808, of the district tonnage of the United States.

	Tons. 95ths.
The corrected registered tonnage is stated in said abstract at . . . . .	769,053.54
The enrolled and licensed, at . . . . .	420,819.76
The fishing vessels, at . . . . .	52,721.82
	<u>1,242,595.22</u>
Amounting to . . . . .	

The tonnage on which duties were collected the same year, amounted as follows:

Registered tonnage paying duty on each voyage, . . . . .	492,163.91
Enrolled and licensed tonnage employed in the coasting trade, paying an annual duty, . . . . .	352,239.22
Fishing vessels ditto, . . . . .	51,409.21
	<u>895,812.39</u>

NOTE. Duties were also paid on tonnage owned by citizens of the United States, engaged in foreign trade, not registered, . . . . . 32,966.30  
Ditto, coasting trade, . . . . . 344.25

33,310.55

Total tonnage on which duties were collected, . . . . . 929,122.94

The registered tonnage being corrected according to the mode prescribed for the government of the collectors of the several districts, and as stated in the communication made by the Secretary of the Treasury to Congress, the 27th of February, 1802, is considered as the true amount, as near as may be, of that description of tonnage, . . . . . 769,053.54

The enrolled and licensed tonnage is stated at the amount upon which the annual duty was collected in 1808, on that description of tonnage, as being the most correct, and may be considered as nearly the true amount, . . . . . 352,239.22  
The fishing vessels, the same, . . . . . 51,409.21

The district tonnage of the United States, on the 31st December, 1808, is stated at 1,172,702.02

Of the registered tonnage, amounting, as above stated, to 769,053.54, it has been ascertained that there were engaged in the whale fishery, . . . . . 3,802.43  
Enrolled and licensed tonnage, also in the whale fishery, . . . . . 724.20

Amounting to . . . . . 4,526.63

It appears, by the collectors' abstracts, that 31,755.34 tons new vessels were built in the year 1808, whereof 11,776.45 tons were registered, and 19,978.34 tons were enrolled.

I have the honor to be, sir, with the greatest respect, your most obedient and most humble servant,

JOSEPH NOURSE, *Register.*

Honorable ALBERT GALLATIN, *Secretary of the Treasury.*

Abstract of the Tonnage of the Shipping of the several Districts of the United States, on the last day of December, 1808.

782

COMMERCE AND NAVIGATION.

[1809.

DISTRICTS.	Registered.		Enrolled and Licensed.		Licensed under twenty tons.		Aggregate Tonnage of each district.	Proportions of the Enrolled and Licensed Tonnage employed in the		
	Permanent.	Temporary.	Permanent.	Temporary.	Coast'g-trade.	Cod Fishery.		Coast'g Trade.	Whale Fishery.	Cod Fishery.
	Tons. 95ths.	Tons. 95ths.	Tons. 95ths.	Tons. 95ths.	Tons. 95ths.	Tons. 95ths.		Tons. 95ths.	Tons. 95ths.	Tons. 95ths.
Portsmouth, <i>New Hampshire</i> ,	19,184.15	917.36	5,227.59	142.94	86.47	314.87	25,873.53	3,866.56	-	1,504.02
Newburyport, <i>Massachusetts</i> ,	22,191.15	2,097.79	7,963.61	-	35.57	222.02	32,510.24	5,069.37	-	2,894.24
Gloucester,	3,361.34	123.11	5,146.35	101.40	546.43	2,378.75	11,657.48	2,883.36	-	2,364.39
Salem,	28,373.69	345.76	10,925.16	-	14.50	126.01	39,785.22	8,463.40	-	2,461.71
Ipswich,	-	-	1,084.65	21.12	46.84	158.80	1,311.51	316.06	-	789.71
Marblehead,	7,401.14	-	13,689.03	131.33	201.74	-	21,423.29	7,691.26	-	6,129.10
Boston,	75,097.32	13,336.53	19,305.22	5,006.02	403.41	723.36	113,871.91	20,539.05	-	3,772.19
Plymouth,	8,134.90	112.00	11,690.24	124.28	27.52	112.22	20,201.26	7,555.47	-	4,259.05
Barnstable,	709.66	-	18,379.84	290.53	352.82	219.35	19,952.35	9,195.26	-	9,475.16
Nantucket,	11,471.33	63.91	4,935.70	133.94	76.02	-	16,681.05	4,578.04	206.91	284.69
Edgartown,	242.40	376.11	686.91	76.86	95.18	-	1,477.56	673.87	-	89.90
New Bedford,	16,951.52	-	6,948.90	188.92	63.17	-	24,152.61	6,303.16	-	834.71
Dighton,	875.07	211.05	5,467.22	-	112.71	-	6,666.10	5,166.72	-	300.45
York,	1,095.90	255.08	1,752.19	70.50	144.81	125.66	3,444.29	1,477.84	-	344.80
Kennebunk,	7,654.21	-	816.54	-	28.20	153.15	8,652.15	582.89	-	233.60
Biddeford,	2,984.77	-	2,453.06	-	30.83	27.90	5,496.66	2,185.81	-	267.20
Portland,	17,913.13	1,835.32	12,493.61	147.69	519.63	687.46	33,596.94	11,769.25	-	872.10
Bath,	13,925.32	1,544.19	3,602.66	-	123.45	236.12	19,431.79	3,172.34	-	430.32
Wiscasset,	11,364.33	629.79	2,947.79	-	133.05	657.60	15,732.66	2,604.45	-	343.34
Waldoborough,	4,567.59	1,210.83	11,033.24	-	151.17	839.29	17,802.22	10,920.12	-	113.12
Penobscot,	3,706.56	209.40	11,086.62	130.09	244.63	704.36	16,081.76	10,417.82	-	798.84
Frenchman's Bay,	741.29	-	2,972.01	-	441.84	221.60	4,376.79	2,906.01	-	66.00
Machias,	1,047.32	-	1,565.76	-	49.48	69.41	2,732.07	1,470.57	-	95.19
Passamaquoddy,*	405.37	3,952.93	581.36	1,784.86	204.33	-	6,929.00	1,951.22	-	415.05
Vermont,	301.27	-	-	-	-	-	301.27	-	-	-
Newport, <i>Rhode Island</i> ,	8,741.04	523.83	4,458.44	30.20	273.43	11.66	14,038.70	3,512.43	235.24	740.92
Bristol,	4,187.45	592.49	2,098.60	-	49.16	-	6,927.75	1,957.14	-	141.46
Providence,	8,914.03	324.04	3,481.72	30.20	-	-	12,750.04	3,511.92	-	-
New London, <i>Connecticut</i> ,	4,886.03	1,010.23	7,266.54	141.72	242.36	375.01	13,921.94	4,945.45	282.00	2,180.81
Middletown,	9,851.13	275.18	7,529.18	-	659.81	-	18,315.35	7,359.64	-	169.49
New Haven,	5,755.00	203.34	4,770.32	141.04	299.51	-	11,169.26	4,220.92	-	690.39
Fairfield,	244.37	72.54	5,421.16	-	137.46	-	5,875.58	5,421.16	-	-
Lake Champlain, <i>New York</i> ,	57.08	-	-	-	-	-	57.08	-	-	-
Hudson,	1,156.67	334.94	2,025.78	111.47	93.24	-	3,722.25	2,137.30	-	-
New York,	127,603.62	15,270.71	73,255.63	-	3,565.75	-	219,695.81	73,255.63	-	-
Sagg Harbor,	2,259.44	-	2,663.92	-	163.32	35.17	5,121.90	2,129.12	-	534.80
Perth Amboy, <i>New Jersey</i> ,	327.19	198.10	7,254.86	-	654.00	-	8,434.20	7,254.86	-	-
Little Egg Harbor,	-	-	1,504.43	-	51.54	-	1,556.02	1,504.43	-	-
Burlington,	-	-	1,337.51	26.22	228.92	-	1,592.70	1,363.73	-	-
Bridgetown,	-	-	8,395.14	-	1,689.29	-	10,084.43	8,395.14	-	-
Great Egg Harbor,	-	-	3,860.57	160.77	262.10	-	4,283.49	4,021.39	-	-

ABSTRACT—Continued.

DISTRICTS.	Registered.		Enrolled and Licensed.		Licensed under twenty tons.		Aggregate Tonnage of each district.	Proportions of the Enrolled and Licensed Tonnage employed in the		
	Permanent.	Temporary.	Permanent.	Temporary.	Coast'g trade.	Cod Fishery.		Coast'g trade.	Whale Fishery.	Cod Fishery.
	Tons. 95ths.	Tons. 95ths.	Tons. 95ths.	Tons. 95ths.	Tons. 95ths.	Tons. 95ths.		Tons. 95ths.	Tons. 95ths.	Tons. 95ths.
Philadelphia, <i>Pennsylvania</i> ,	86,809.41	7,749.08	12,079.78	1,375.23	1,216.34	-	109,229.89	13,455.06		
Presque Isle,	100.20	-	-	-	-	-	100.20			
Wilmington, <i>Delaware</i> ,	519.82	235.62	6,241.27	51.29	644.35	-	7,692.45	6,292.56		
Baltimore, <i>Maryland</i> ,	64,981.13	7,684.18	14,734.42	-	2,157.16	-	89,556.89	14,734.42		
Chester,	-	-	1,745.62	-	104.43	-	1,852.10	1,745.62		
Oxford,	278.20	274.11	9,761.91	-	1,773.43	-	12,087.70	9,761.91		
Vienna,	886.15	228.34	9,311.27	-	1,800.33	-	12,226.14	9,311.27		
Havre de Grace,	-	-	1,716.35	-	129.06	-	1,845.41	1,716.35		
Snow Hill,	328.00	-	4,497.03	-	779.87	-	5,604.90	4,497.03		
Annapolis,	-	39.27	1,833.02	-	468.22	-	2,340.51	1,833.02		
Nottingham,	-	-	1,492.66	-	32.58	-	1,525.29	1,492.66		
Nanjemoy,	-	-	1,823.90	-	263.92	-	2,087.77	1,823.90		
Georgetown, <i>Columbia</i> ,	77.19	152.31	1,819.66	-	487.83	-	2,537.09	1,819.66		
Alexandria,	5,208.41	1,118.53	2,831.59	121.40	718.10	-	9,998.13	2,953.04		
Hampton, <i>Virginia</i> ,	-	-	601.71	-	245.28	-	847.04	601.71		
Norfolk,	17,915.65	7,700.21	7,970.49	2,162.62	2,418.47	-	38,167.54	10,133.16		
Petersburg,	1,855.30	254.48	2,569.52	397.34	405.08	-	5,481.77	2,966.86		
Richmond,	291.31	411.59	3,170.27	395.43	40.63	-	4,309.33	3,565.70		
York Town,	-	-	3,280.13	-	252.54	-	3,532.67	3,280.13		
East River,	259.08	274.51	1,206.17	-	181.63	-	1,921.44	1,206.17		
Tappahannock,	-	-	3,943.90	-	813.80	-	4,757.75	3,943.90		
Yeocomico,	-	-	944.25	-	393.76	-	1,338.06	944.25		
Dumfries,	-	-	888.43	21.00	267.31	-	1,176.74	909.43		
Folly Landing,	523.00	-	1,099.52	-	1,282.74	-	2,905.31	1,099.52		
Cherry Stone,	-	-	727.54	-	526.66	-	1,254.25	727.54		
Wilmington, <i>North Carolina</i> ,	2,146.82	1,281.42	669.08	94.73	160.69	-	4,352.84	763.81		
Newbern,	2,548.19	636.75	1,472.16	-	222.23	-	4,879.38	1,472.16		
Washington,	2,466.11	283.66	1,984.06	573.02	552.14	-	5,859.04	2,557.08		
Edenton,	3,540.65	762.66	3,807.17	51.57	912.07	-	9,074.22	3,888.74		
Camden,	1,724.22	688.65	2,255.64	-	801.94	-	5,470.55	2,255.64		
Beaufort,	397.88	145.89	469.86	-	210.88	-	1,224.65	469.86		
Charleston,	34,887.08	6,741.03	8,094.15	764.66	30.48	-	50,517.35	8,858.71		
Savannah, <i>Georgia</i> ,†	5,539.36	5,214.43	1,512.73	1,103.60	-	-	13,370.22	2,616.38		
Brunswick,	-	-	384.19	-	68.33	-	452.52	384.19		
St. Mary's,	159.69	391.88	177.82	-	22.05	-	751.54	177.82		
Mississippi,	8,740.19	4,889.37	588.31	114.90	243.56	-	14,576.43	703.26		
	675,867.87	93,185.62	415,786.44	16,219.59	33,135.33	8,400.22	1,242,595.22	387,684.43	724.20	43,597.40

\* Fourth quarter, 1806.

† Second quarter, 1808.

*Recapitulation of the Tonnage of the United States for 1808.*

## REGISTERED TONNAGE.

	Tons. 95ths.
The registered vessels which were employed in foreign trade, and the amount of the registered tonnage of the United States, at the close of the year 1808, was	769,053.54

## ENROLLED AND LICENSED TONNAGE.

The enrolled vessels employed in the coasting trade, at the close of the year 1808, amounted to	387,684.43
The licensed do. under twenty tons, employed in ditto,	33,135.33
	420,819.76

## FISHING VESSELS.

The enrolled vessels licensed for the whale fishery, amounted to	724.20
Do. do. for the cod fishery, do.	43,597.40
The licensed vessels under twenty tons, for do. do.	8,400.22
	52,721.82

The total amount of registered tonnage employed other than in the whale fishery, during the year 1808, was	765,251.11
The amount employed in the whale fishery,	3,802.43
	769,053.54

TREASURY DEPARTMENT, *Register's Office*, December 8, 1809.

I do hereby certify that the foregoing statement is a true extract from the quarterly abstracts of tonnage rendered by the collectors of the several districts of the United States, for 1808.

JOSEPH NOURSE, *Register*.

11th CONGRESS.]

No. 146.

[2d SESSION.]

IMPORTS FOR THE YEAR ENDING SEPTEMBER 30, 1808.

COMMUNICATED TO THE HOUSE OF REPRESENTATIVES, JANUARY 5, 1810.

TREASURY DEPARTMENT, *January 3, 1810.*

SIR:

In conformity with a resolution of the House of Representatives, of May 29th, 1798, I have the honor to transmit, herewith, two statements of the importations in American and foreign vessels, commencing the 1st of October, 1807, and ending on the 30th of September, 1808.

I have the honor to be, very respectfully, sir, your obedient servant,

ALBERT GALLATIN.

The Honorable the SPEAKER of the House of Representatives.

A General Statement of Goods, Wares, and Merchandise, imported into the United States, in American vessels, commencing on the 1st day of October, 1807, and ending on the 30th of September, 1808.

IMPORTATIONS FROM EUROPE.

FROM	GOODS PAYING DUTIES AD VALOREM.			ARTICLES PAYING SPECIFIC DUTIES.											
	15 per cent.	17½ per cent.	22½ per cent.	WINES.				SPIRITS.		Beer, Ale, and Porter.	TEAS.			Coffee.	
				Malmsey Madeira, &c.	Burgundy, Champaign &c.	Sherry, St. Lucar, &c.	All other.	From Grain.	From other materials.		Souchong.	Hyson.	Other Green.		
	Dollars.			Gallons.							Pounds.				
Russia, - - - -	760,460	3,450	57	-	-	-	-	-	-	-	-	-	7	-	-
Sweden, - - - -	33,258	25,222	1,498	-	-	-	-	-	-	-	-	-	-	-	-
Denmark and Norway, - - - -	981,410	28,174	54,840	-	10	-	148	2,338	2	-	-	-	-	-	-
Holland, - - - -	462,995	58,672	39,065	-	716	-	252	451,349	559	-	52	-	-	-	-
England, Man, and Berwick, - - - -	11,869,476	2,845,618	78,175	21	-	22	1,643	313	19,203	58,580	12	9	-	-	59
Scotland, - - - -	660,207	70,601	514	-	-	-	-	-	-	786	-	-	-	-	-
Ireland, - - - -	135,504	1,680	8,120	-	-	-	691	10,096	-	585	-	-	-	-	-
Gibraltar, - - - -	133	32	-	-	-	-	-	-	-	-	-	-	-	-	2,094
Hamburg, Bremen, and other German ports, - - - -	31,236	41	4,132	-	-	-	-	-	-	-	-	-	-	-	-
French European ports on the Atlantic, - - - -	795,732	368,493	12,692	-	2,202	-	1,073,574	-	386,274	-	-	-	-	-	-
Do. do. on the Mediterranean, - - - -	348,815	163,597	2,402	-	267	-	397,748	-	108,266	-	-	-	-	-	-
Spanish European ports on the Atlantic, - - - -	8,188	30,758	182	-	12	265,013	20,337	-	223	4,656	-	-	-	-	-
Do. do. on the Mediterranean, - - - -	25,909	19,282	72	32	-	33,587	466,078	-	207,132	-	285	-	825	-	-
Portugal, - - - -	16,422	7,465	157	-	-	-	218,237	-	365	-	-	-	-	-	-
Fayal and other Azores, - - - -	6,415	4,349	665	1,956	-	-	6,426	2,833	-	-	-	-	-	-	-
Italy, Malta, &c. - - - -	245,660	227,608	136	-	-	-	164,937	-	23,188	-	-	-	-	-	-
Trieste and other Austrian Adriatic ports, - - - -	199,880	8,482	4,100	-	-	-	141	-	-	-	-	-	-	-	-
Total, - - - -	16,581,700	3,863,524	206,807	2,009	3,207	298,622	2,350,212	466,929	745,212	64,607	349	16	825	-	2,153

1810.]

IMPORTS FOR THE YEAR 1808.

785

IMPORTATIONS FROM EUROPE—Continued.

FROM	ARTICLES PAYING SPECIFIC DUTIES.																
	Cocoa.	Choco- late.	SUGAR.			Almonds.	FRUITS.					CANDLES.		Cheese.	Soap.	Tallow.	
			Brown, &c.	Clayed, &c.	Candy, and other refined.		Currants.	Prunes & Plums.	Figs.	RAISINS.		Tallow.	Wax, or Sperma- ceti.				
										Muscadel, Jar, & Box.	All other.						
Pounds.																	
Russia, - - - - -	-	-	-	-	-	-	-	-	-	-	-	-	33,470	1,095	-	10,764	278,096
Sweden, - - - - -	-	-	-	-	-	-	-	-	-	-	-	-	-	-	-	-	-
Denmark and Norway, - - - - -	-	-	-	-	-	-	-	-	-	-	-	-	619	-	-	-	-
Holland, - - - - -	-	-	-	-	-	-	-	609	-	-	-	-	-	20	158,281	2	-
England, Man, and Berwick, - - - - -	-	3	291	40	98,655	209	20	-	-	23	-	-	-	400	14,051	32,849	-
Scotland, - - - - -	-	-	-	-	-	-	-	-	-	-	-	-	-	-	220	28	-
Ireland, - - - - -	164	-	-	-	-	-	-	-	-	-	-	-	-	-	-	-	-
Gibraltar, - - - - -	-	-	194,030	211,494	-	-	-	-	72	1,901	1,550	-	-	-	-	-	-
Hamburg, Bremen, &c. - - - - -	-	-	-	-	-	-	-	-	-	-	-	-	-	-	-	-	-
French European ports on the Atlantic, - - - - -	-	-	-	-	-	13,900	-	56,075	25	45	-	-	-	99	4,672	-	-
Do. do. on the Mediterranean, - - - - -	-	-	359	-	-	34,080	-	1,213	2,196	28,596	65,490	67,870	5,871	8,141	17,188	-	-
Spanish European ports on the Atlantic, - - - - -	-	4	-	-	-	46,593	-	-	165	2,432	100	-	-	-	-	-	-
Do. do. on the Mediterranean, - - - - -	-	-	-	-	-	146,146	-	-	80,292	585,736	1,142,295	-	-	-	-	79,219	-
Portugal, - - - - -	-	69	755	-	-	60	-	-	298	20	-	-	-	-	-	1,289	-
Fayal and other Azores, - - - - -	-	-	24,656	-	-	-	-	-	-	-	-	-	-	-	-	-	-
Italy, Malta, &c. - - - - -	-	-	195	-	-	46,320	91,286	-	128	-	152,883	41,941	-	2,017	292,977	22,869	-
Trieste and other Austrian Adriatic ports, - - - - -	-	-	-	-	-	-	6,017	-	-	-	-	-	-	-	79	107,630	-
Total, - - - - -	164	76	220,286	211,534	98,655	287,308	97,323	57,897	83,176	618,753	1,362,318	143,900	7,485	187,461	541,946	300,965	-

IMPORTATIONS FROM EUROPE—Continued.

FROM	ARTICLES PAYING SPECIFIC DUTIES.															
	SPICES.		Tobacco manufactured, other than Snuff and Cigars.	Snuff.	Indigo.	Cotton.	POWDER.		Starch.	Glue.	Pewter Plates and Dishes.	IRON.			Quick- silver.	
	Pepper.	Chinese Cassia.					Hair.	Gun.				Anchors & Sheet.	Slit and Hoop.	Nails and Spikes.		
	Pounds.															
Russia, - - - -	-	-	-	-	-	-	317	-	2,267	36	-	-	-	-	-	-
Sweden, - - - -	-	-	-	-	-	-	-	-	-	-	-	-	-	-	-	-
Denmark and Norway, - - - -	-	-	138	60	-	-	-	10	1,044	1	-	-	-	-	6,800	3,955
Holland, - - - -	-	-	-	90	-	-	-	-	-	-	-	-	-	-	448,997	-
England, Man, and Berwick, - - - -	316	3,714	114	179	42	2,056	126	149,804	56	9,718	28,996	342,927	681,138	767,362	-	-
Scotland, - - - -	-	-	-	-	-	-	-	125	-	-	-	-	-	-	4,103	-
Ireland, - - - -	-	-	-	-	-	-	-	-	-	13,885	-	-	-	-	-	-
Gibraltar, - - - -	-	-	-	-	11,750	-	-	-	-	-	-	-	-	-	-	-
Hamburg, Bremen, &c. - - - -	-	-	-	-	-	-	-	-	-	-	-	-	-	-	-	-
French European ports on the Atlantic, - - - -	-	-	-	408	-	-	1,477	50	-	-	-	-	-	-	43,787	-
Do. do. on the Mediterranean, - - - -	-	-	-	-	-	-	2,605	-	-	-	-	-	-	-	43,564	-
Spanish European ports on the Atlantic, - - - -	-	-	-	3	-	-	-	-	-	-	-	10,386	-	-	3,666	-
Do. do. on the Mediterranean, - - - -	-	-	-	-	-	-	-	28	-	-	-	-	-	-	-	-
Portugal, - - - -	-	-	-	-	-	-	-	25	-	-	-	2,729	-	-	-	-
Fayal and other Azores, - - - -	-	-	-	-	-	-	-	-	-	-	-	-	-	-	-	-
Italy, Malta, &c. - - - -	-	-	-	-	-	-	-	-	-	-	-	-	-	-	-	5,421
Trieste and other Austrian Adriatic Ports, - - - -	-	-	-	-	-	-	-	-	-	-	-	-	-	-	-	10,211
Total, - - - -	316	3,714	252	740	11,792	2,056	4,525	150,042	3,367	23,640	28,996	356,042	681,138	1,318,279	19,587	-

IMPORTATIONS FROM EUROPE—Continued.

FROM	ARTICLES PAYING SPECIFIC DUTIES.														
	PAINTS.				Lead and Manufactures of Lead.	Seines.	CORDAGE.		Cables.	Steel.	Hemp.	Untarred Yarn.	Twine and Packthread.	Glauber Salts.	
	Ochre, Yellow, in Oil.	Ochre, Dry Yellow.	Spanish Brown.	White and Red Lead.			Tarred.	Untarred.							
	Pounds.									Cwt.					
Russia, - - - - -	100	-	-	-	-	-	272,535	-	21,000	-	57,014	-	17	-	
Sweden, - - - - -	-	375	-	-	-	-	-	-	-	85	392	-	-	-	
Denmark and Norway, - - - - -	-	-	-	-	240	-	1,861	-	-	11	-	-	6	-	
Holland, - - - - -	3,826	-	-	65,490	4,571	-	-	-	-	1,235	-	-	64	-	
England, Man, and Berwick, - - - - -	5,484	30,156	588,674	1,783,485	2,146,363	4,125	-	25,406	-	2,994	-	2	537	15	
Scotland, - - - - -	-	-	448	448	1,120	-	-	1,194	-	3	-	-	14	1	
Ireland, - - - - -	-	-	-	-	-	-	-	-	-	-	-	-	-	-	
Gibraltar, - - - - -	-	-	-	-	-	-	-	-	-	-	-	-	-	-	
Hamburg, Bremen, &c. - - - - -	-	-	-	-	-	-	-	-	-	-	-	-	-	-	
French European ports on the Atlantic, - - - - -	-	142,322	-	1,258	3,267	-	-	-	-	2	-	-	59	-	
Do. do. on the Mediterranean, - - - - -	-	-	-	-	-	-	-	-	-	-	-	-	-	-	
Spanish European ports on the Atlantic, - - - - -	-	-	-	-	-	-	-	-	-	20	-	-	-	-	
Do. do. on the Mediterranean, - - - - -	-	-	-	-	5,311	-	-	-	-	-	-	-	-	-	
Portugal, - - - - -	-	-	-	-	-	-	-	-	-	-	-	-	1	-	
Fayal and other Azores, - - - - -	-	-	-	-	-	-	-	-	-	-	-	-	-	-	
Italy, Malta, &c. - - - - -	-	-	-	35,773	-	-	-	-	-	-	-	-	-	-	
Trieste and other Austrian Adriatic ports, - - - - -	-	-	-	-	73,671	-	-	-	-	2,055	6	-	-	-	
Total, - - - - -	9,410	172,853	589,122	1,886,454	2,234,543	4,125	274,396	26,600	21,000	6,405	57,412	2	698	16	



IMPORTATIONS FROM EUROPE—Continued.

100

£

FROM	ARTICLES PAYING SPECIFIC DUTIES.													
	SALT.		Coal.	FISH.		Glass Black Quart Bot- tles.	GLASS, WINDOW.			Boots.	SHOES AND SLIPPERS.			Playing Cards.
	Weighing more than 56 pounds per bushel.	Weighing 56 lbs. or less per bushel, by measure- ment.		Foreign caught, dried.	Pickled, other than Salmon, &c.		Not above 8 inches by 10.	Not above 10 by 12.	All above 10 by 12.		Silk.	Morocco, &c. for Men and Women.	Childrens'.	
	Pounds.	Bushels.	Bushels.	Quintals.	Barrels.	Groce.	100 square feet.			Pairs.			Packs.	
Russia, - - - - -	-	-	-	-	-	-	-	-	1	-	-	22	-	-
Sweden, - - - - -	-	-	-	-	-	-	183	17	-	-	-	-	-	-
Denmark and Norway, - - - - -	-	-	-	-	-	180	2,525	380	648	2	-	2	-	-
Holland, - - - - -	-	-	-	-	11	660	168	115	96	5	31	109	3	3,626
England, Man, and Berwick, - - - - -	21,881,610	310,801	253,552	420	56	3,208	4,498	484	463	1,520	99	6,693	332	540
Scotland, - - - - -	-	-	39,104	49	61	1,086	140	8	107	6	-	5	36	-
Ireland, - - - - -	-	-	36,944	-	-	45	-	-	-	21	-	2	-	-
Gibraltar, - - - - -	-	-	-	-	-	-	-	-	-	-	-	-	-	-
Hamburg, Bremen, &c. - - - - -	-	-	-	-	-	-	-	-	-	-	-	-	-	-
French European Ports on the Atlantic, - - - - -	98,550	14,168	-	-	-	1,879	-	-	-	246	10,433	10,505	3,759	1,800
Do. do. do. do. Mediterranean, - - - - -	-	-	-	-	-	659	-	-	-	1	1,280	7,167	400	-
Spanish European Ports on the Atlantic, - - - - -	1,204,353	4,841	-	-	-	224	-	-	-	2	-	20	-	-
Do. do. do. do. Mediterranean, - - - - -	469,925	6,545	-	-	-	-	-	-	-	76	760	-	-	-
Portugal, - - - - -	2,209,264	70,204	-	-	-	7	-	-	-	-	-	-	-	-
Fayal and the other Azores, - - - - -	-	-	-	-	-	-	-	-	-	-	-	-	-	-
Italy, Malta, &c. - - - - -	3,135,060	9,195	-	-	-	22	-	-	-	-	24	36	-	-
Trieste and other Austrian Adriatic Ports, - - - - -	-	-	-	-	-	-	-	-	-	-	-	-	-	-
Total, - - - - -	28,998,762	415,754	329,600	469	128	7,970	7,514	1,004	1,315	1,879	12,627	24,561	4,530	5,966

1810.]

IMPORTS FOR THE YEAR 1808.

789

Importations in American Vessels from Africa.

FROM	VALUE OF GOODS PAYING DUTIES AD VALOREM.			ARTICLES PAYING SPECIFIC DUTIES.														
	15 per cent.	17½ per cent.	22½ per cent.	WINES.		Spirits, from other materials than grain.	Molasses.	TEAS.				SUGAR.		Almonds.	Figs.			
				Malmsey, Madeira, &c.	Other than Sherry and Burgundy.			Bohea.	Sou-chong.	Hyson.	Other Green.	Coffee.	Brown, &c.			Clayed, &c.		
	Dollars.			Gallons.				Pounds.										
British African Ports, - - -	30,102	319	-	-	-	-	-	-	-	-	-	-	3,587	-	-	-	-	-
Bourbon and Mauritius, - - -	22,054	19,498	-	101	219	-	-	-	-	6,741	209,735	1,352	48,944	2,913,477	909,646	374	12,444	2,512
Teneriffe and other Canaries, - - -	713	1,674	-	913	229,255	-	-	-	-	-	-	-	-	-	-	-	-	-
Madeira, - - -	856	8,454	-	99,929	35	79	-	-	-	-	-	-	-	-	-	-	-	-
Cape de Verd Islands, - - -	90	173	201	3,834	106	-	-	-	-	-	-	-	-	-	-	-	9,938	300
Morocco and Barbary States, - - -	2,362	1,939	-	-	-	-	4,690	-	-	-	-	-	-	-	35,595	-	43,547	-
Cape of Good Hope, - - -	256	-	-	-	4,942	-	-	-	-	-	-	-	-	-	-	-	180	-
Africa, generally, - - -	12,350	768	-	52	-	598	-	-	-	-	-	-	44,775	-	-	-	-	-
<b>Total,</b> - - -	<b>68,783</b>	<b>32,825</b>	<b>201</b>	<b>104,829</b>	<b>234,557</b>	<b>677</b>	<b>4,690</b>	<b>6,741</b>	<b>209,735</b>	<b>1,352</b>	<b>48,944</b>	<b>2,961,839</b>	<b>945,241</b>	<b>374</b>	<b>66,109</b>	<b>2,812</b>		

FROM	ARTICLES PAYING SPECIFIC DUTIES.															
	Muscadel, jar, and box Raisins.	Cheese.	Soap.	SPICES.				Cotton.	Gun Powder.	Lead and manufactures of Lead.	Twine and Pack Thread.	SALT.		Window Glass, not above 8 inches by 10,	Boots.	Morocco Shoes and Slippers, for men and women.
				Nutmegs.	Cloves.	Pepper.	Indigo.					Weighing more than 56 lbs. per bushel.	Weighing 56 lbs. or less, per bushel, by measurement.			
	Pounds.										Cwt.	Pounds.	Bushels.	100 sq. feet.	Pairs.	
British African ports, - - -	-	-	-	20	15,698	315,220	61,059	1,043,799	50	-	-	-	-	-	-	-
Bourbon and Mauritius, - - -	-	-	-	-	-	-	-	-	-	-	-	-	2,555	-	-	
Teneriffe and other Canaries, - - -	-	-	-	-	-	-	-	-	-	-	-	-	-	1	1	
Madeira, - - -	-	40	-	-	-	-	-	-	-	-	-	-	-	-	1	
Cape de Verd Islands, - - -	6,702	50	-	-	-	-	-	-	-	112	-	1,851,225	-	-	-	
Morocco and Barbary States, - - -	-	-	1,804	-	-	-	-	-	-	-	-	-	-	-	-	
Cape of Good Hope, - - -	-	-	-	-	-	-	-	-	-	-	-	-	-	-	-	
Africa, generally, - - -	-	-	-	-	-	-	-	-	-	-	16	-	-	-	-	
<b>Total,</b> - - -	<b>6,702</b>	<b>90</b>	<b>1,804</b>	<b>20</b>	<b>15,698</b>	<b>315,220</b>	<b>61,059</b>	<b>1,043,799</b>	<b>50</b>	<b>112</b>	<b>16</b>	<b>1,851,225</b>	<b>2,555</b>	<b>1</b>	<b>1</b>	

Importations in American Vessels from Asia.

FROM	GOODS PAYING DUTIES AD VALOREM.			ARTICLES PAYING SPECIFIC DUTIES.										
	15 per cent.	17½ per cent.	22½ per cent.	WINES.			FOREIGN SPIRITS.		Molasses.	TEAS.				Coffee.
				Malmsey Madeira, &c.	Burgundy, Champaign, &c.	All other than Sherry &c.	From Grain.	From other Materials.		Bohea.	Souchong.	Hyson.	Other Green.	
	Dollars.			Gallons.						Pounds.				
Dutch East Indies, - - -	17,526	9,056	69	845	17	628	249	72	-	13,033	48,715	17,214	29,303	12,401,243
British East Indies, - - -	4,164,975	54,684	66	5,851	-	193	22	39	10	5,874	2,982	2,943	1,113	101,740
Turkey, Levant, and Egypt, - - -	-	420	-	-	-	-	-	-	-	-	-	-	-	112
Mocha, Aden, &c. - - -	-	-	-	-	-	-	-	-	-	-	-	-	-	2,443
China, - - -	2,509,546	153,879	115	2,070	-	21	-	-	-	685,816	1,515,266	861,985	1,967,195	-
<b>Total, - - -</b>	<b>6,652,047</b>	<b>218,039</b>	<b>250</b>	<b>8,766</b>	<b>17</b>	<b>842</b>	<b>271</b>	<b>111</b>	<b>10</b>	<b>704,723</b>	<b>1,556,963</b>	<b>882,142</b>	<b>1,997,611</b>	<b>12,505,538</b>

FROM	ARTICLES PAYING SPECIFIC DUTIES.													
	Cocoa.	Chocolate.	SUGAR.			CANDLES.		Soap.	SPICES.					
			Brown, &c.	Clayed, &c.	Candy and other refined.	Tallow.	Wax or Spermaceti.		Mace.	Nutmegs.	Cinnamon.	Cloves.	Pepper.	Chinese Cassia.
	Pounds.													
Dutch East Indies, - - -	5,351	3	1,374,582	384	1,847	36	78	-	3,143	9,711	4	4,545	3,651,110	4,375
British East Indies, - - -	-	-	3,352,364	165	53	654	242	225	728	24	-	-	640,313	2,013
Turkey, Levant, and Egypt, - - -	-	-	-	-	-	-	-	-	-	-	-	-	-	-
Mocha, Aden, &c. - - -	-	-	-	-	-	-	-	-	-	-	-	-	-	-
China, - - -	-	-	50,471	7,145	1,887	-	-	-	-	-	-	54	5,573	252,427
<b>Total, - - -</b>	<b>5,351</b>	<b>3</b>	<b>4,777,417</b>	<b>7,694</b>	<b>3,787</b>	<b>690</b>	<b>320</b>	<b>225</b>	<b>3,871</b>	<b>9,735</b>	<b>4</b>	<b>4,599</b>	<b>4,296,996</b>	<b>258,815</b>

IMPORTATIONS, &c.—Continued.

FROM	ARTICLES PAYING SPECIFIC DUTIES.														
	Tobacco manufactured, other than Snuff and Cigars.	Snuff.	Indigo.	Cotton.	Gun Powder.	Red and White Lead.	Untarred Cordage.	Twine and Pack Thread.	Salt weighing more than 56 lbs. per bushel.	Black Quart Bottles.	Cigars.	Boots.	SHOES AND SLIPPERS.		
													Silk.	Motocco, &c. for Men and Women.	Children's.
Dutch East Indies, - - - - -	13	5	10,624	-	35	-	-	-	23	-	-	-	-	-	-
British East Indies, - - - - -	3,702	-	777,301	2,180,402	-	1,151	9,832	948	-	2	246	-	14	-	-
Turkey, Levant, and Egypt, - - - - -	-	-	-	-	-	-	-	-	147,056	-	-	-	-	-	-
Mocha, Aden, &c. - - - - -	-	-	-	-	-	-	-	-	-	-	-	-	-	-	-
China, - - - - -	-	18	-	-	75	120	-	-	-	1	-	12	267	81	8
<b>Total,</b> - - - - -	<b>3,715</b>	<b>23</b>	<b>787,925</b>	<b>2,180,402</b>	<b>110</b>	<b>1,271</b>	<b>9,832</b>	<b>948</b>	<b>147,056</b>	<b>26</b>	<b>246</b>	<b>12</b>	<b>281</b>	<b>81</b>	<b>8</b>

Importations in American Vessels, from West India Islands, American Colonies, and Uncertain Ports, &c.

FROM	VALUE OF GOODS PAYING DUTIES AD VALOREM.			ARTICLES PAYING SPECIFIC DUTIES.												
	15 per cent.	17½ per cent.	22½ per cent.	WINES.			SPIRITS.				TEAS.			Coffee.	Cocoa.	
				Malmsey Madeira, &c.	Sherry and St. Lucar.	All other.	Foreign.		From Domestic Produce.	Molasses.	Beer, Ale, and Porter.	Sou-chong.	Hyson.			Other Green.
							From Grain.	From other Materials.								
Dollars.			Gallons.							Pounds.						
Swedish West Indies, - - - - -	3,340	1,128	2	240	-	52	-	67,559	-	37,984	-	-	-	-	694,961	-
Danish West Indies, - - - - -	4,681	3,470	23	68	-	13	-	922,082	-	21,983	-	-	-	-	438,606	141,778
Dutch West Indies and American Colonies, - - - - -	3,508	1,477	-	-	-	-	-	527,638	-	812,024	-	-	-	-	386,819	85,113
British West Indies, - - - - -	11,440	33,926	91	187	-	5,671	326	2,549,503	191	849,815	-	173	11	123,809	173,839	
British American Colonies, - - - - -	77,679	20,957	481	134	-	335	-	817	-	-	150	-	9	48	-	
French West Indies and American Colonies, - - - - -	13,271	13,577	340	476	-	244	-	32,002	-	1,794,610	-	699	-	5,105,812	448,579	
Floridas, - - - - -	635	2,094	-	-	34	64	5	224	-	10,282	-	-	-	7,425	-	
Honduras, Campeachy, and Musquito Shore, - - - - -	114	407	-	-	-	-	-	2,209	-	-	-	-	-	93	118	
Spanish West Indies and American Colonies, - - - - -	160,474	149,346	424	2,286	-	28,552	-	46,162	-	2,463,938	756	-	-	6,039,097	1,513,407	
Const of Brazil, &c. - - - - -	41,052	10,049	2	515	-	43	-	3	-	192	-	68	84	81,832	11,970	
Uncertain ports and West Indies, generally, - - - - -	122,034	32,635	408	1,025	-	36,226	-	4,474	-	-	-	-	-	23,082	46,560	
<b>Total,</b> - - - - -	<b>438,228</b>	<b>269,066</b>	<b>1,771</b>	<b>4,931</b>	<b>34</b>	<b>71,200</b>	<b>331</b>	<b>4,152,673</b>	<b>191</b>	<b>5,990,828</b>	<b>906</b>	<b>241</b>	<b>803</b>	<b>22</b>	<b>12,900,584</b>	<b>2,421,364</b>

IMPORTATIONS, &c.—Continued.

1810.]

FROM	ARTICLES PAYING SPECIFIC DUTIES.																
	Choco- late.	SUGAR.			Almonds.	FRUITS.		CANDLES.		Cheese.	Soap.	Tallow.	SPICES.				
		Brown, &c.	Clayed, &c.	Candy and other Re- fined.		Currants.	Muscadel, Jar, & Box Raisins.	Tallow.	Wax or Sperma- cet.				Mace.	Nutmegs.	Cloves.	Pepper.	Pimento.
Pounds.																	
Swedish West Indies, - - -	-	2,080,559	976	-	-	-	-	-	-	-	-	-	-	-	-		
Danish West Indies, - - -	-	9,108,166	10,561	3	2,170	-	-	-	-	-	-	-	-	-	-		
Dutch West Indies and American Colonies, -	25	436,681	-	-	-	-	-	-	-	-	-	-	-	-	232,765		
British West Indies, - - -	12	2,201,426	138,213	-	5,143	-	-	418	-	-	778	-	-	-	-		
British American Colonies, - - -	16	40,787	9,071	2,905	-	-	63	453	-	17	1,957	-	-	-	2		
French West Indies and American Colonies, -	26	29,540,367	235,072	-	-	-	-	-	-	-	-	-	-	12,684	-		
Floridas, - - -	-	22,022	49,518	-	-	-	-	-	-	-	-	-	-	-	1		
Honduras, Campeachy, &c. - - -	-	-	-	-	-	-	-	-	169	-	-	-	-	-	-		
Spanish West Indies and American Colonies, -	956	23,516,784	21,260,032	25	298	3,247	-	-	-	-	-	51,060	454	748	-		
Coast of Brazil, &c. - - -	-	231,780	-	24	-	-	-	-	-	-	-	-	86	-	136,667		
Uncertain ports and West Indies, generally, -	-	170,466	210,998	-	2,974	-	5,329	-	-	8,495	19,176	-	-	-	29,044		
Total, - - -	1,035	67,349,038	21,914,441	2,957	8,585	3,247	5,392	871	169	8,512	21,911	51,060	540	748	12,684	29,047	369,432

IMPORTS FOR THE YEAR 1808.

FROM	ARTICLES PAYING SPECIFIC DUTIES.															
	Tobacco ma- nufactured, other than Snuff and Cigars.	Snuff.	Indigo.	Cotton.	POWDER.		Starch.	Pewter Plates and Dishes.	IRON.		Nails and Spikes.	PAINT.	Lead and manufactures of Lead.	Untarred Cordage.	Steel.	Hemp.
					Hair.	Gun.			Anchor & Sheet.	Slit and Hoop.						
Pounds.																
															Cwt.	
Swedish West Indies, - - -	-	-	403	4,467	-	-	-	-	-	-	-	-	-	-	-	-
Danish West Indies, - - -	-	3	572	30	-	-	-	-	-	-	-	-	-	1,087	-	
Dutch West Indies and American Colonies, -	-	4	1,909	208	-	-	-	47	1,141	-	-	-	-	-	-	
British West Indies, - - -	-	-	14,973	8,908	-	-	-	-	10,498	-	12,468	-	-	4,255	-	
British American Colonies, - - -	266	1	-	347	-	13,762	-	13	210	1,320	722	184	11,154	807	1	
French West Indies and American Colonies, -	-	2	7,677	546,421	-	21	-	-	-	-	250	-	-	-	-	
Floridas, - - -	-	-	-	-	-	75	-	-	-	-	-	-	-	220	-	
Honduras, Campeachy, &c. - - -	-	-	2,476	-	-	-	-	-	-	-	-	-	-	-	-	
Spanish West Indies and American Colonies, -	-	32,359	69,785	427,135	222	750	228	-	3,795	-	2,605	4,368	-	-	5	
Coast of Brazil, &c. - - -	-	-	-	5,310	-	-	-	-	-	-	424	-	-	-	-	
Uncertain ports and West Indies, generally, -	-	-	1,299	-	-	-	-	-	180	-	1,565	-	-	33,992	-	
Total, - - -	266	32,369	99,094	992,826	222	14,587	249	60	15,824	1,320	18,034	4,552	50,708	807	1	5

793

IMPORTATIONS, &c.—Continued.

FROM	ARTICLES PAYING SPECIFIC DUTIES.															
	Twine and Pack-thread.	SALT.		Coal.	Fish, foreign caught, dried.	FISH, PICKLED.			GLASS.		Cigars.	Foreign Lime.	Boots.	SHOES AND SLIPPERS.		Playing Cards.
		Weighing more than 56 pounds per bushel.	Weighing 56 lbs. or less, per bushel, by measurement.			Salmon.	Mackel-rel.	All other.	Black Quart Bottles.	Window. Not above 8 by 10.				Silk.	Morocco, for Men and Women.	
		Cwt.	Pounds.													
Swedish West Indies, - - - -	-	-	-	-	-	-	-	-	93	-	-	-	-	-	200	-
Danish West Indies, - - - -	-	57,400	641	-	-	-	-	-	3	-	-	-	-	-	-	-
Dutch West Indies and American Colonies, - - - -	-	402,946	3,997	-	-	-	-	-	2	-	2	-	-	-	-	-
British West Indies, - - - -	-	4,065,794	115,445	-	-	-	-	-	20	-	2,778	-	-	-	-	-
British American Colonies, - - - -	4	306,634	391	-	3,746	87	1	757	1	9	17	84	13	-	274	12
French West Indies and American Colonies, Floridas, - - - -	-	-	-	144	-	-	-	-	51	-	107	-	2	96	-	-
Honduras, Campeachy, &c. - - - -	-	-	73	-	-	-	-	-	-	-	4	-	-	-	-	-
Spanish West Indies and American Colonies, Coast of Brazil, &c. - - - -	-	-	-	-	-	-	-	-	-	-	4	-	-	-	-	-
Uncertain ports and West Indies, generally, - - - -	-	-	-	-	-	-	-	-	1	-	12,983	-	21	-	1,038	-
	-	-	-	-	-	-	-	-	25	-	30	-	12	-	300	-
<b>Total,</b> - - - -	<b>4</b>	<b>4,832,774</b>	<b>120,547</b>	<b>144</b>	<b>3,746</b>	<b>87</b>	<b>1</b>	<b>757</b>	<b>196</b>	<b>9</b>	<b>15,925</b>	<b>84</b>	<b>48</b>	<b>303</b>	<b>1,812</b>	<b>12</b>

Recapitulation of the preceding Importations, from 1st October, 1807, to the 30th September, 1808.

FROM	GOODS PAYING DUTIES AD VALOREM.			ARTICLES PAYING SPECIFIC DUTIES.											
	15 per cent.	17½ per cent.	22½ per cent.	WINES.				SPIRITS.			Molasses.	Beer, Ale, and Porter.	TEAS.		
				Malmsey Madeira, &c.	Burgundy, Champaign, &c.	Sherry and St. Lucar.	All other.	Foreign.		From Domestic Produce.			Bohea.	Souchong.	
								From Grain.	From other materials.						
Dollars.			Gallons.									Pounds.			
Europe, - - - -	16,581,700	3,863,524	206,807	2,009	3,207	298,622	2,350,212	466,929	745,212	-	-	64,607	-	349	
Africa, - - - -	68,783	32,825	201	104,829	-	-	234,557	-	677	-	4,690	-	6,741	209,735	
Asia, - - - -	6,692,047	218,039	250	8,766	-	-	842	271	111	-	10	-	704,723	1,566,963	
West Indies, American Colonies, &c. - - - -	438,228	269,066	1,771	4,931	17	34	71,200	331	4,152,673	191	5,990,828	906	-	241	
<b>Total,</b> - - - -	<b>23,780,758</b>	<b>4,383,454</b>	<b>209,029</b>	<b>120,535</b>	<b>3,224</b>	<b>298,656</b>	<b>2,656,811</b>	<b>467,531</b>	<b>4,898,673</b>	<b>191</b>	<b>5,995,528</b>	<b>65,513</b>	<b>711,464</b>	<b>1,777,288</b>	

RECAPITULATION—Continued.

1810.]

IMPORTS FOR THE YEAR 1808.

FROM	ARTICLES PAYING SPECIFIC DUTIES.													
	TEAS.		Coffee.	Cocoa.	Chocolate.	SUGAR.			Almonds.	FRUITS.				
	Hyson.	Other Green.				Brown, &c.	Clayed, &c.	Candy and other refined.		Currants.	Prunes and Plums.	Figs.	Raisins, Muscadel, Jar and Box.	All other Raisins.
Pounds.														
Europe, - - -	16	825	2,153	164	76	220,286	211,534	98,655	287,308	97,323	57,897	83,176	618,753	1,362,318
Africa, - - -	1,352	48,944	2,961,839	-	-	945,241	374	-	66,109	-	-	2,812	6,702	-
Asia, - - -	882,142	1,997,611	12,505,538	5,351	3	4,777,417	7,694	3,787	-	-	-	-	-	-
West Indies, American Colonies, &c. - -	803	22	12,900,584	2,421,364	1,035	67,349,038	21,914,441	2,957	8,585	3,247	-	-	5,392	-
Total, -	884,313	2,047,402	28,370,114	2,426,879	1,114	73,291,982	22,134,043	105,399	362,002	100,570	57,897	85,988	630,847	1,362,318

FROM	ARTICLES PAYING SPECIFIC DUTIES.														
	CANDLES.		Cheese.	Soap.	Tallow.	SPICES.						Tobacco Manufactured, other than Snuff and Cigars.	Snuff.	Indigo.	
	Tallow.	Wax or Spermaceti.				Mace.	Nutmegs.	Cinnamon.	Cloves.	Pepper.	Pimento.				Chinese Cassia.
Pounds.															
Europe, - - -	143,900	7,485	187,461	541,946	300,965	-	-	-	-	316	-	3,714	252	740	11,792
Africa, - - -	-	-	90	1,804	-	-	20	-	15,698	315,220	-	-	-	-	61,059
Asia, - - -	690	320	-	225	-	3,871	9,735	4	4,599	4,296,996	-	258,815	3,715	23	787,925
West Indies, American Colonies, &c. - -	871	169	8,512	21,911	51,060	540	748	-	12,684	29,047	369,432	-	266	32,369	99,094
Total, -	145,461	7,974	196,063	565,886	352,025	4,411	10,503	4	32,981	4,641,579	369,432	262,529	4,233	33,132	959,870

RECAPITULATION—Continued.

FROM	ARTICLES PAYING SPECIFIC DUTIES.													
	Cotton.	POWDER.		Starch.	Glue.	Pewter Plates and Dishes.	IRON.			PAINTS.				
		Hair.	Gun.				Anchors and Sheet.	Slit and Hoop.	Nails and Spikes.	Ochre, Yellow, in oil.	Ochre, Dry Yellow.	Spanish Brown.	White and Red Lead.	
Pounds.														
Europe, - - - - -	-	2,056	4,525	150,042	3,367	23,640	28,996	356,042	681,138	1,318,279	9,410	172,853	589,122	1,886,454
Africa, - - - - -	-	1,043,799	-	50	-	-	-	-	-	-	-	-	-	1,271
Asia, - - - - -	-	2,180,402	-	110	-	-	-	-	-	-	-	-	-	4,552
West Indies, American Colonies, &c. - - - - -	-	992,826	222	14,587	249	-	60	15,824	1,320	18,034	-	-	-	-
Total, - - - - -	-	4,219,083	4,747	164,789	3,616	23,640	29,056	371,866	682,458	1,336,313	9,410	172,853	589,122	1,892,277

FROM	ARTICLES PAYING SPECIFIC DUTIES.													
	Lead and manufactures of Lead.	Quicksilver.	Seines.	CORDAGE.		Cables.	Steel.	Hemp.	Untarred Yarn.	Twine and Packthread.	Glauber Salts.	SALT.		Coal.
				Tarred.	Untarred.							Weighing more than 56 lbs. per bushel.	Weighing 56 lbs. or less per bushel, by measurement.	
	Pounds.					Cwt.						Pounds.	Bushels.	
Europe, - - - - -	2,234,543	19,587	4,125	274,396	26,600	21,000	6,405	57,412	2	698	16	28,998,762	415,754	329,600
Africa, - - - - -	112	-	-	-	-	-	-	-	-	16	-	1,851,225	-	-
Asia, - - - - -	-	-	-	-	9,832	-	-	-	-	948	-	147,056	-	-
West Indies, American Colonies, &c. - - - - -	50,708	-	-	-	807	-	1	5	-	4	-	4,832,774	120,547	144
Total, - - - - -	2,285,363	19,587	4,125	274,396	37,239	21,000	6,406	57,417	2	1,666	16	35,829,817	538,856	329,744



RECAPITULATION—Continued.

101

FROM	ARTICLES PAYING SPECIFIC DUTIES.														
	Foreign caught dried Fish.	FISH, PICKLED.			Glass Black Quart Bottles.	GLASS, WINDOW.			Cigars.	Foreign Lime.	Boots.	SHOES AND SLIPPERS.			Playing Cards.
		Salmon.	Mackerel.	All other.		Not above 8 by 10.	Not above 10 by 12.	All above 10 by 12.				Silk.	Morocco, for Men and Women.	Children's.	
	Quintals.	Barrels.		Groce.	100 Square Feet.			M.	Casks.	Pairs.			Packs.		
Europe, - - - - -	469	-	-	128	7,970	7,514	1,004	1,315	-	-	1,879	12,627	24,561	4,530	5,966
Africa, - - - - -	-	-	-	-	-	1	-	-	-	-	1	-	1	-	-
Asia, - - - - -	-	-	-	-	26	-	-	-	246	-	12	281	81	8	-
West Indies, American Colonies, &c. - -	3,746	87	1	757	196	9	-	-	15,925	84	48	303	1,812	-	12
Total, -	4,215	87	1	885	8,192	7,524	1,004	1,315	16,171	84	1,940	13,211	26,455	4,538	5,978

1810.]

IMPORTS FOR THE YEAR 1808.

797

A General Statement of Goods, Wares, and Merchandise, imported into the United States in foreign vessels, commencing on the 1st day of October, 1807, and ending on the 30th of September, 1808.

IMPORTATIONS FROM EUROPE.

FROM	GOODS PAYING DUTIES AD VAL.			ARTICLES PAYING SPECIFIC DUTIES.														
	16½ per cent.	19¼ per cent.	24¾ per cent.	WINES.				FOREIGN SPIRITS.		Almonds.	FRUITS.				CANDLES.		Cheese.	Soap.
				Malmsey Madeira, &c.	Burgny, Champaign, &c.	Sherry and St. Lucar.	All other.	From Grain.	From other materials.		Prunes & Plums.	Figs.	Raisins, in jars, Muscadell & box.	All other Raisins.	Tallow.	Wax or Spermoceti.		
	Dollars.			Gallons.						Pounds.								
Russia, - - - - -	14,312	150																
Sweden, - - - - -	17,982																	
Denmark and Norway, - - - - -	122,715	411	2,357															
Holland, - - - - -	2,239	1,587	1,257					7,592										
England, Man, and Berwick, - - - - -	84,506	25,731	25														49	
Scotland, - - - - -	25,731	138																
Ireland, - - - - -	7,251	415	535				229	364										
Guernsey, Jersey, Sark, and Alderney, - - - - -	-	-	-	2,683				124										
Gibraltar, - - - - -	732	102	38										181					16,632
Hamburg, Bremen, &c. - - - - -	22,197	187	-		6													
French European Ports on the Atlantic, - - - - -	13,437	9,811	609				53,766		50,480									
Do. do. do. do. Mediterranean, - - - - -	7,758	4,821	30				19,196		19	5,441					1,577	352		
Spanish European Ports on the Atlantic, - - - - -	100	957	-				30,815				482	1,080	2,219					
Do. do. do. do. Mediterranean, - - - - -	-	48	-					9,951		7,792		1,213	81,574	51,489				
Portugal, - - - - -	2,208	351	-					19,361			35		226					
Fayal and the other Azores, - - - - -	-	1,010	-															
Italy, Malta, &c. - - - - -	212	7,646	-					46					160	90				
Trieste and other Austrian ports, - - - - -	85,331	293	2,546						17									88
Total, - - - - -	406,711	53,708	7,397	2,683	6	30,815	102,673	7,956	50,516	13,268	482	2,519	84,134	51,579	1,577	352	49	16,720

STATEMENT—Continued.

FROM	ARTICLES PAYING SPECIFIC DUTIES.																		
	POWDER.		Hoop and Slit Iron.	PAINTS.		Lead, and manufactures of Lead.	Steel.	Hemp.	SALT.		Coal.	Glass Black Quart Bottles.	WINDOW GLASS.			Boots.	SHOES AND SLIPPERS.		
	Hair.	Gun.		Ochre, Dry Yellow.	White and Red Lead.				Weighing more than 56 lbs. per bush.	Weighing 56 lbs. or less per bushel, by measurement.			Not above 8 inches by 10.	Not above 10 by 12.	All above 10 by 12.		Silk.	Morocco, for men and women.	Children's.
			Pounds.			Cwt.	Pounds.	Bushels.			Groce.	100 square feet.				Pairs.			
Russia, - - - - -	-	-	-	-	-	-	3,112	-	-	-	-	50	-	-	-	-	-	-	
Sweden, - - - - -	-	-	-	-	-	-	-	-	-	-	-	-	100	-	-	-	-	-	
Denmark and Norway, - - - - -	-	-	-	-	-	-	-	-	-	-	-	-	-	3	-	-	-	-	
Holland - - - - -	-	-	-	-	-	-	-	-	-	-	-	-	-	-	2	-	-	-	
England, Man, and Berwick, - - - - -	-	109	82,302	-	69,599	66,961	62	-	896,336	9,367	15,179	5	-	-	-	-	168	-	
Scotland, - - - - -	-	-	-	-	-	-	-	-	-	-	2,622	-	-	-	69	-	-	-	
Ireland, - - - - -	-	-	-	-	-	-	-	-	-	-	828	-	-	-	-	-	-	-	
Guernsey, Jersey, Sark, and Alderney, - - - - -	-	-	-	-	-	-	-	-	-	-	-	5	-	-	-	-	-	-	
Gibraltar, - - - - -	-	-	-	-	-	-	-	-	211,072	-	-	-	-	-	-	-	-	-	
Hamburg, Bremen, &c. - - - - -	-	-	-	-	-	-	-	-	-	-	-	69	-	-	-	552	126	36	
French European ports on the Atlantic, - - - - -	938	-	-	7,414	-	-	-	-	-	-	-	3	-	-	-	201	1,436	-	
Do. on the Mediterranean, - - - - -	1,032	-	-	-	-	-	-	-	-	-	-	-	-	-	-	-	-	-	
Spanish European ports on the Atlantic, - - - - -	-	-	-	-	-	-	-	-	636,496	27,924	-	-	-	-	-	-	-	-	
Do. on the Mediterranean, - - - - -	-	-	-	-	-	-	-	-	-	-	-	-	-	-	-	-	-	-	
Portugal, - - - - -	-	-	-	-	-	-	-	-	1,420,639	13,685	-	-	-	-	-	-	-	-	
Fayal and other Azores, - - - - -	-	-	-	-	-	-	-	-	-	-	-	-	-	-	-	-	-	-	
Italy, Malta, &c. - - - - -	-	-	-	-	-	-	-	-	-	-	-	-	-	-	-	-	-	-	
Trieste and other Austrian ports, - - - - -	-	-	-	-	-	-	939	-	-	-	-	-	-	-	-	-	-	-	
Total, - - - - -	1,970	109	82,302	7,414	69,599	66,961	1,001	3,112	3,164,543	50,976	18,629	82	50	100	3	71	753	1,730	36

1910.]

IMPORTS FOR THE YEAR 1808.

799

Importations in Foreign Vessels from Africa.

FROM	VALUE OF GOODS PAYING DUTIES AD VALOREM.		ARTICLES PAYING SPECIFIC DUTIES.							
	16½ per cent.	19¼ per cent.	WINES.		Spirits from other materials than Grain.	Coffee.	Almonds.	Raisins other than Muscadel, &c.	Pepper.	Salt, weighing 56 lbs. or less per Bushel.
			Malmsey Madeira, &c.	Other than Burgundy or Sherry.						
	Dollars.		Gallons.			Pounds.				Bushels.
British African Ports, - - -	488	-	-	-	-	-	-	-	-	-
Teneriffe and other Canaries, - - -	313	670	-	12,072	-	-	732	200	-	-
Madeira, - - -	4	3,388	18,447	-	-	-	-	-	-	4,766
Cape de Verd Islands, - - -	-	-	-	-	-	-	-	-	-	-
Cape of Good Hope, - - -	986	-	-	-	362	9,847	-	-	9,264	-
Africa, generally, - - -	1,421	10	-	-	-	-	-	-	-	-
Total, - - -	3,212	4,068	18,447	12,072	362	9,847	732	200	9,264	4,766

Importations in Foreign Vessels from Asia.

FROM	VALUE OF GOODS PAYING DUTIES AD VALOREM.				ARTICLES PAYING SPECIFIC DUTIES.												
	15½ per cent.	16½ per cent.	19¼ per cent.	24¾ per cent.	Wines, other than Madeira, Burgundy, and Sherry.	Spirits from Grain.	Hyson Tea.	Coffee.	SUGAR.		Muscadel, Jar, and Box Raisins.	SPICES.				Indigo.	Cotton.
									White Clayed.	Candy and other Refined.		Nutmegs.	Cloves.	Pepper.	Chinese Cassia.		
	Dollars.				Gallons.			Pounds.									
Dutch East Indies, - - -	-	1,176	16,266	3	32	12	7	119,078	26,996	343	-	1,378	260	1,051,241	3,226	153	
British East Indies, - - -	23,466	-	1,326	-	71	-	-	-	-	-	39	-	-	42,239	-	88,891	
East Indies, generally, - - -	117	-	-	-	-	-	-	-	-	-	-	-	-	-	-	-	
Total, - - -	23,583	1,176	17,592	3	103	12	7	119,078	26,996	343	39	1,378	260	1,093,480	3,226	89,044	

Imports in Foreign Vessels from West India Islands, American Colonies, and Uncertain Ports.

1810.]

FROM	VALUE OF GOODS PAYING DUTIES AD VALOREM.			ARTICLES PAYING SPECIFIC DUTIES.														
	16½ per cent.	19¼ per cent.	24¾ per cent.	WINES.			FOREIGN SPIRITS.		Molasses.	Tea, Sou-chong.	Coffee.	Cocoa.	Chocolate.	SUGAR.			Almonds.	
				Malmsey Madeira, &c.	Sherry and St. Lucar.	All other.	From Grain.	From other materials.						Brown, &c.	Clayed, &c.	Candy and other refined.		
	Dollars.			Gallons.						Pounds.								
Swedish West Indies, - - -	111	939	-	-	37	-	33,037	1,473	-	1,649,896	44,930	-	625,311	-	-	-	-	-
Danish West Indies, - - -	66	470	-	37	-	-	235,200	1,982	-	527,216	29,491	-	2,092,652	-	-	-	-	-
Dutch West Indies and American Colonies, - - -	87	180	-	62	-	-	213	89,737	-	336,356	5,727	10	398,560	-	-	-	-	-
British West Indies, - - -	6,682	11,169	94	127	-	5,584	-	203,347	90,458	-	1,102,188	29,196	112	1,481,223	22,958	-	-	-
Newfoundland and British Fisheries, - - -	154	12,380	-	-	-	130	-	-	-	-	-	-	-	-	-	-	-	-
British American Colonies, - - -	10,090	17,915	-	-	-	-	-	61,203	13,666	113	12,306	66,591	-	535,490	59,958	-	-	-
French West Indies and American Colonies, - - -	738	1,645	-	-	-	54	28	2,041	43,085	-	4,050,875	14,005	-	1,277,106	39,211	566	-	-
Floridas, - - -	2,131	1,428	825	-	-	-	-	149	8,420	-	95,939	20	12	25,814	8,001	-	-	-
Honduras, Campeachy, &c. - - -	909	5,267	-	1,595	-	6,723	121	3,387	-	-	-	-	-	-	-	-	-	-
Spanish West Indies and American Colonies, - - -	18,387	12,908	484	-	28	2,882	1,542	7,329	244,658	-	761,538	78,699	38	1,280,990	1,005,156	18	-	-
Uncertain ports and West Indies, generally, - - -	15,068	3,959	136	-	-	39,499	-	50	-	-	-	-	-	-	-	-	-	3,723
Total, - - -	54,423	68,260	1,539	1,821	28	54,909	1,691	545,956	493,480	113	8,536,314	268,659	172	7,717,146	1,135,284	584	3,723	-

IMPORTS FOR THE YEAR 1808.

FROM	ARTICLES PAYING SPECIFIC DUTIES.																	
	CANDLES.		Cheese.	Soap.	Tallow.	SPICES.			Snuff.	Indigo.	Cotton.	Powder, Gun.	Pewter Plates and Dishes.	IRON.			PAINTS.	
	Tallow.	Wax or Spermaceti.				Pimento.	Chinese Cassia.	Yellow Ochre, Dry.						White and Red Lead.				
	Pounds.																	
Swedish West Indies, - - -	-	-	-	-	-	-	-	2	1,458	-	-	-	-	-	-	-	-	-
Danish West Indies, - - -	-	-	-	-	-	-	-	-	-	6,342	-	-	-	-	-	-	-	-
Dutch West Indies and American Colonies, - - -	-	-	-	-	-	-	-	4	-	-	-	-	-	-	-	-	-	-
British West Indies, - - -	-	-	-	-	-	6,180	-	-	375	712	109	330	2,331	4,137	-	-	-	-
Newfoundland and British Fisheries, - - -	-	-	-	-	-	-	-	-	-	-	-	-	-	-	-	-	-	-
British American Colonies, - - -	-	-	4	-	-	-	-	-	-	-	-	-	-	-	-	-	-	-
French West Indies and American Colonies, - - -	-	-	-	-	-	-	-	-	-	43,465	-	-	-	-	-	-	-	-
Floridas, - - -	-	-	-	-	-	-	-	-	-	-	1,596	-	-	-	-	-	-	-
Honduras, Campeachy, &c. - - -	-	179	-	202	9,947	10,051	-	-	2,377	-	-	-	-	-	-	-	-	-
Spanish West Indies and American Colonies, - - -	982	-	-	136	223,621	11,014	112	-	9,966	20,560	-	-	252	-	8,292	532	1,232	-
Uncertain ports and West Indies, generally, - - -	976	-	2,798	21,832	-	-	-	-	-	-	-	-	-	-	-	-	-	-
Total, - - -	1,958	179	2,802	22,170	233,568	27,245	112	6	14,176	71,079	1,705	330	2,583	4,137	8,292	532	1,232	-

301

IMPORTATIONS, &c.—Continued.

FROM	ARTICLES PAYING SPECIFIC DUTIES.																	
	Lead, and manufactures of Lead.	Quick silver.	CORDAGE.		Twine and Pack Thread.	SALT.		Coal.	FISH.				Glass Black Quart Bottles.	Cigars.	Foreign Lime.	Boots.	SHOES AND SLIPPERS.	
			Tarred.	Untarred.		Weighing more than 56 lbs. per bush.	Weighing 56 lbs. or less per bushel, by measurement.		Foreign caught, Dried.	Pickled Salmon.	Pickled Mackerel.	All other, Pickled.					Silk.	Morocco, for men and women.
Swedish West Indies, - - -	-	-	-	-	-	-	1,142	-	-	-	-	-	1	-	-	-	-	-
Danish West Indies, - - -	-	-	-	-	-	-	-	-	-	-	-	2	-	-	-	-	-	-
Dutch West Indies and American Colonies, - - -	-	-	-	-	-	-	-	-	-	-	-	2	-	-	-	-	-	-
British West Indies, - - -	1,903	103	-	-	-	323,638	1,965	64	-	-	-	4	1,065	1	-	-	-	-
Newfoundland and British Fisheries, - - -	-	-	-	-	-	-	-	-	63,697	-	95	38	-	-	-	-	-	-
British American Colonies, - - -	-	-	-	-	-	-	-	3,102	5,490	1,530	3,282	1,297	-	6	-	25	518	12
French West Indies and American Colonies, - - -	-	-	-	-	-	-	-	-	-	-	-	-	-	2	-	-	-	-
Florida, - - -	-	-	-	-	-	-	-	-	-	-	-	1	-	10	-	-	-	-
Honduras, Campeachy, &c. - - -	-	-	-	5,122	-	-	-	-	-	-	-	-	-	-	-	-	-	-
Spanish West Indies and American Colonies, - - -	-	-	2,742	-	5	-	-	102	-	-	-	-	19	2,385	-	-	-	-
Uncertain ports and West Indies, generally, - - -	-	-	-	-	-	-	-	-	-	-	-	14	-	-	-	-	260	280
<b>Total,</b> - - -	<b>1,903</b>	<b>103</b>	<b>2,742</b>	<b>5,122</b>	<b>5</b>	<b>323,638</b>	<b>3,107</b>	<b>3,268</b>	<b>69,187</b>	<b>3,056</b>	<b>3,377</b>	<b>1,338</b>	<b>40</b>	<b>3,470</b>	<b>1</b>	<b>25</b>	<b>778</b>	<b>292</b>

Recapitulation of importations in Foreign Vessels, from 1st October, 1807, to 30th September, 1808.

FROM	VALUE OF GOODS PAYING DUTIES AD VALOREM.				ARTICLES PAYING SPECIFIC DUTIES.									
	At 15½ per cent.	At 16½ per cent.	At 19½ per cent.	At 24½ per cent.	WINES.				FOREIGN SPIRITS.		Molasses.	TEAS.		Coffee.
					Malmsey Madeira, &c.	Burgundy, Champagne, &c.	Sherry and St. Lucar.	All other.	From Grain.	From other materials.		Sou-chong.	Hyson.	
Europe, - - -	-	406,711	53,708	7,397	2,683	6	30,815	102,673	7,956	50,516	-	-	-	-
Africa, - - -	-	3,212	4,068	-	18,447	-	-	12,072	-	362	-	-	-	-
Asia, - - -	23,583	1,176	17,592	3	-	-	-	103	12	-	-	-	7	119,078
West Indies, American Colonies, &c. - - -	-	54,423	63,260	1,539	1,821	-	28	54,909	1,691	545,956	493,480	113	-	8,536,314
<b>Total,</b> - - -	<b>23,583</b>	<b>465,522</b>	<b>143,628</b>	<b>8,939</b>	<b>22,951</b>	<b>6</b>	<b>30,843</b>	<b>169,757</b>	<b>9,659</b>	<b>596,834</b>	<b>493,480</b>	<b>113</b>	<b>7</b>	<b>8,665,239</b>

RECAPITULATION—Continued.

1910.]

IMPORTS FOR THE YEAR 1908.

303

FROM		ARTICLES PAYING SPECIFIC DUTIES.													
		Cocoa.	Chocolate.	SUGAR.			Almonds.	FRUITS.				CANDLES.		Cheese.	Soap.
				Brown, &c.	Clayed, &c.	Candy, and other refined.		Prunes and Plums.	Figs.	Muscadel, Jar, and Box Raisins.	All other.	Tallow.	Wax, or Spermaceti.		
Pounds.															
Europe, - - - -	-	-	-	-	-	13,268	482	2,519	84,134	51,579	1,577	352	49	16,720	
Africa, - - - -	-	-	-	-	-	732	-	-	-	200	-	-	-	-	
Asia, - - - -	-	-	-	26,996	343	-	-	-	39	-	-	-	-	-	
West Indies, American Colonies, &c.	-	268,659	172	7,717,146	1,135,284	3,723	-	-	-	-	1,958	179	2,802	22,170	
Total, -	-	268,659	172	7,717,146	1,162,280	927	482	2,519	84,173	51,779	3,535	531	2,851	38,890	

FROM		ARTICLES PAYING SPECIFIC DUTIES.													
		Tallow.	SPICES.					Snuff.	Indigo.	Cotton.	POWDER.		Pewter Plates and Dishes.	IRON.	
			Nutmegs.	Cloves.	Pepper.	Pimento.	Chinese Cassia.				Hair.	Gun.		Anchor & Sheet.	Slit and Hoop.
Pounds.															
Europe, - - - -	-	-	-	-	-	-	-	-	-	1,970	109	-	-	82,302	
Africa, - - - -	-	-	-	9,264	-	-	-	-	-	-	-	-	-	-	
Asia, - - - -	-	1,378	260	1,093,480	-	3,226	-	89,044	153,764	-	1,705	330	2,583	4,137	
West Indies, American Colonies, &c.	-	233,568	-	-	27,245	112	6	14,176	71,079	-	-	-	-	-	
Total, -	-	233,568	1,378	360	1,102,744	27,245	3,338	6	103,220	224,843	1,970	1,814	330	2,583	86,439

RECAPITULATION—Continued.

FROM		ARTICLES PAYING SPECIFIC DUTIES.													
		Nails.	PAINTS.		Lead and Manufactures of Lead.	Quicksilver.	CORDAGE.		Steel.	Hemp.	Twine and Packthread.	SALT.		Coal.	
			Ochre, Dry, Yellow.	White and Red Lead.			Tarred.	Untarred.				Weighing more than 56 lbs. per Bshl.	Weighing 56 lbs. or less per Bushel by measurement.		
		Pounds.						Cwt.			Pounds.	Bushels.			
Europe, - - - -	-	-	7,414	69,599	66,961	-	-	-	1,001	3,112	-	3,164,543	50,976	18,629	
Africa, - - - -	-	-	-	-	-	-	-	-	-	-	-	-	4,766	-	
Asia, - - - -	-	-	-	-	-	-	-	-	-	-	-	-	-	-	
West Indies, American Colonies, &c.	-	-	8,292	532	1,232	1,903	103	2,742	5,112	-	-	5	323,638	3,107	3,268
Total, -	-	-	8,292	7,946	70,831	68,864	103	2,742	5,112	1,001	3,112	5	3,488,181	58,849	21,897

FROM		ARTICLES PAYING SPECIFIC DUTIES.														
		Foreign, Caught, Dried.	FISH.			Glass Black Quart Bottles.	WINDOW GLASS.			Cigars.	Foreign Lime.	Boots.	SHOES AND SLIPPERS.			
			Salmon.	Mackerel.	All other.		Not above 8 by 10.	Not above 10 by 12.	All above 10 by 12.				Silk.	Morocco, for Men and Women.	Children's.	
		Quintals.	Barrels.			Groce.	100 Square Feet.			M.	Casks.	Pairs.				
Europe, - - - -	-	-	-	-	82	50	100	3	-	-	71	753	1,730	36		
Africa, - - - -	-	-	-	-	-	-	-	-	-	-	-	-	-	-		
Asia, - - - -	-	-	-	-	-	-	-	-	-	-	-	-	-	-		
West Indies, American Colonies, &c.	-	-	69,187	3,036	3,377	1,338	40	-	-	-	3,470	1	25	778	292	
Total, -	-	-	69,187	3,036	3,377	1,338	122	50	100	3	3,470	1	96	1,531	2,022	36



A Statement of the preceding Importations, showing the aggregate from each Nation and its Dependencies.

102  
F

FROM	GOODS PAYING DUTIES AD VALOREM.			ARTICLES PAYING SPECIFIC DUTIES.												
	15 per cent.	17½ per cent.	22½ per cent.	WINES.				FOREIGN SPIRITS.		Spirits, from domestic Produce.	Molasses.	Beer, Ale, and Porter.	TEAS.			
				Malmsey Madeira, &c.	Burgundy, Champaign &c.	Sherry and St. Lucar.	All other.	From Grain.	From other materials.				Bohea.	Souchong.		
	Dollars.			Gallons.											Pounds.	
Russia, - - - -	774,772	3,600	57													
Sweden and dependencies, - -	54,691	27,289	1,500	240	-	-	89	-	100,596	-	39,457					
Denmark and dependencies, - -	1,108,872	32,525	57,220	105	10	-	161	2,338	1,157,284	-	23,965					
Holland and dependencies, - -	487,531	87,238	40,394	907	733	-	912	459,202	528,482	-	901,761	-		13,033	48,767	
Great Britain and dependencies, - -	17,108,616	3,097,043	88,139	9,003	-	22	14,671	11,121	2,834,112	191	953,949	60,101		5,874	3,280	
Hamburg, Bremen, &c. - - - -	53,433	228	4,132	-	6											
France and dependencies, - - - -	1,201,805	581,442	16,073	577	2,469	-	1,544,801	28	579,082	-	1,837,696	-		6,741	209,735	
Spain and dependencies, - - - -	217,873	224,839	1,987	4,826	12	329,477	775,914	1,668	266,815	-	2,727,298	5,412		-	285	
Portugal and dependencies, - - - -	67,047	35,239	1,025	124,681	-	-	244,208	2,833	447	-	192	-		-	68	
Italy, Malta, &c. - - - -	245,872	235,254	136	-	-	-	164,983	-	23,188							
Trieste and other Austrian Adriatic ports, - - - -	285,211	8,775	6,646	-	-	-	141	-	17							
Turkey, Levant, and Egypt, - - - -	-	420														
Mocha, Aden, and other ports on the Red Sea, - - - -																
China, - - - -	2,509,546	153,879	115	2,070	-	-	21	-	-	-	-	-		685,816	1,515,266	
All other countries, - - - -	154,594	39,311	544	1,077	-	-	80,667	-	5,484	-	4,690					
Total, - - - -	24,269,863	4,527,082	217,968	143,436	3,230	329,499	2,826,568	477,190	5,495,507	191	6,489,008	65,513		711,464	1,777,401	

1810.]

IMPORTS FOR THE YEAR 1808.

805

## STATEMENT—Continued.

FROM	ARTICLES PAYING SPECIFIC DUTIES.													
	TEAS.		Coffee.	Cocoa.	Choco- late.	SUGAR.			Almonds.	FRUITS.				
	Hyson.	Other green.				Brown, &c.	Clayed, &c.	Candy and other refined.		Currants.	Prunes and Plums.	Figs.	Raisins, Mus- cadel, jar and box.	All other Raisins.
	Pounds.													
Russia, - - -	7	-	-	-	-	-	-	-	-	-	-	-	-	-
Sweden and dependencies, - - -	-	-	2,344,857	44,930	-	2,705,870	976	-	-	-	-	-	-	-
Denmark and ditto, - - -	-	-	965,822	171,269	-	11,200,818	10,561	3	2,170	-	-	-	-	-
Holland and ditto, - - -	17,221	29,303	13,243,496	96,191	38	2,209,823	27,380	2,190	-	-	609	-	-	-
Great Britain and ditto, - - -	2,972	1,135	1,344,831	269,790	143	7,805,611	441,899	101,613	3,352	20	-	72	2,207	1,550
Hamburg, Bremen, &c. - - -	-	-	-	-	-	-	-	-	-	-	-	-	-	-
France and dependencies, - - -	2,051	48,944	12,070,164	462,584	26	31,727,478	274,657	566	53,421	-	57,288	2,221	28,641	65,490
Spain and ditto, - - -	-	825	6,904,092	1,592,244	1,010	24,845,610	22,322,707	43	214,005	3,247	482	85,262	671,961	1,194,084
Portugal and ditto, - - -	84	-	81,832	11,970	69	257,191	-	24	10,033	-	-	824	6,722	-
Italy, Malta, &c. - - -	-	-	-	-	-	195	-	-	46,320	91,286	-	128	160	152,973
Trieste and other Austrian Adriatic ports, - - -	-	-	-	-	-	-	-	-	-	6,017	-	-	-	-
Turkey, Levant, and Egypt, - - -	-	-	-	-	-	-	-	-	-	-	-	-	-	-
Mocha, Aden, &c. - - -	-	-	112	-	-	-	-	-	-	-	-	-	-	-
China, - - -	861,985	1,967,195	2,443	-	-	50,471	7,145	1,887	-	-	-	-	-	-
All other countries, - - -	-	-	77,704	46,560	-	206,061	210,998	-	50,424	-	-	-	5,329	-
Total, - - -	884,320	2,047,402	37,035,353	2,695,538	1,286	81,009,128	23,296,323	106,326	379,725	100,570	58,379	88,507	715,020	1,414,097

## STATEMENT—Continued.

FROM	ARTICLES PAYING SPECIFIC DUTIES.													Snuff.		
	CANDLES.		Cheese.	Soap.	Tallow.	SPICES.						Tobacco manufactur'd, other than Snuff and Cigars.				
	Tallow.	Wax or Spermaceti.				Mace.	Nutmegs.	Cloves.	Cinna- mon.	Pepper.	Pimento.		Chinese Cassia.			
Pounds.																
Russia, - - - -	33,470	1,095	-	10,764	278,096	-	-	-	-	-	-	-	-	-	-	2
Sweden and dependencies, - - -	-	-	-	-	-	-	-	-	-	-	-	-	-	-	-	63
Denmark and ditto, - - -	619	-	-	-	-	-	-	-	-	-	-	-	-	138	-	103
Holland and ditto, - - -	36	98	153,281	2	-	3,143	11,089	4,805	4	4,702,351	-	7,601	13	-	-	180
Great Britain and ditto, - - -	1,525	642	14,341	52,469	-	728	24	-	-	682,870	238,945	5,727	4,082	-	-	410
Hamburg, Bremen, &c. - - -	-	-	-	-	-	-	-	-	-	-	-	-	-	-	-	410
France and dependencies, - - -	69,447	6,322	12,813	17,188	-	-	20	28,382	-	315,220	-	-	-	-	-	32,362
Spain and ditto, - - -	982	348	-	79,557	284,628	454	748	-	-	1	157,732	112	-	-	-	32,362
Portugal and ditto, - - -	-	-	90	1,289	-	86	-	-	-	-	-	-	-	-	-	-
Italy, Malta, &c. - - -	41,941	-	2,017	292,977	22,869	-	-	-	-	-	-	-	-	-	-	-
Trieste and other Austrian Adriatic ports, - - -	-	-	79	107,718	-	-	-	-	-	-	-	-	-	-	-	-
Turkey, Levant, and Egypt, - - -	-	-	-	-	-	-	-	-	-	-	-	-	-	-	-	-
Mocha, Aden, &c. - - -	-	-	-	-	-	-	-	-	-	-	-	-	-	-	-	-
China, - - - -	-	-	-	-	-	-	-	54	-	5,573	-	252,427	-	-	-	18
All other countries, - - -	976	-	11,293	42,812	-	-	-	-	-	38,308	-	-	-	-	-	-
Total, - - - -	148,996	8,505	198,914	604,776	585,593	4,411	11,881	33,241	4	5,744,323	396,677	265,867	4,233	-	-	33,138

1810.]

IMPORTS FOR THE YEAR 1808.

307

## STATEMENT—Continued.

FROM	ARTICLES PAYING SPECIFIC DUTIES.													
	Indigo.	Cotton.	POWDER.		Starch.	Glue.	Pewter Plates and Dishes.	IRON.		Nails and Spikes.	PAINTS.			
			Hair.	Gun.				Anchors and Sheet.	Slit and Hoop.		Ochre, Yel- low, in Oil.	Ochre, Dry Yellow.	Spanish Brown.	White and Red Lead.
	Pounds.													
Russia, - - - -	-	-	317	-	2,267	36	-	-	-	-	100	-	-	-
Sweden and dependencies, - - -	1,861	4,467	-	-	-	-	-	-	-	-	-	375	-	-
Denmark and do. - - - -	572	6,372	-	10	1,044	1	-	-	-	6,800	-	-	-	-
Holland and do. - - - -	12,686	208	-	35	-	-	47	1,141	-	448,997	3,826	-	-	65,490
Great Britain and do. - - - -	893,332	2,346,189	126	163,909	56	23,603	29,339	355,966	768,897	784,655	5,484	30,156	589,122	1,854,867
Hamburg, Bremen, &c. - - - -	-	-	-	-	-	-	-	-	-	-	-	-	-	-
France and dependencies, - - -	68,736	1,633,685	6,052	100	21	-	-	-	-	87,601	-	149,736	-	1,258
Spain and do. - - - -	84,604	447,695	222	2,449	228	-	-	14,433	-	14,563	-	532	-	5,600
Portugal and do. - - - -	-	5,310	-	35	-	-	-	2,729	-	424	-	-	-	-
Italy, Malta, &c. - - - -	-	-	-	-	-	-	-	-	-	-	-	-	-	35,773
Trieste and other Austrian Adriatic ports, - - -	-	-	-	-	-	-	-	-	-	-	-	-	-	-
Turkey, Levant, and Egypt, - - -	-	-	-	-	-	-	-	-	-	-	-	-	-	-
Mocha, Aden, &c. - - - -	-	-	-	-	-	-	-	-	-	-	-	-	-	-
China, - - - -	-	-	-	75	-	-	-	-	-	-	-	-	-	120
All other countries, - - - -	1,299	-	-	-	-	-	-	180	-	1,565	-	-	-	-
Total, - - - -	1,063,090	4,443,926	6,717	166,603	3,616	23,640	29,386	374,449	768,897	1,344,605	9,410	180,799	589,122	1,963,108

## STATEMENT—Continued.

FROM	ARTICLES PAYING SPECIFIC DUTIES.														
	Lead and Manufactures of Lead.	Quick-silver.	Seines.	CORDAGE.		Cables.	Steel.	Hemp.	Untarred Yarn.	Twine and Pack-thread.	Glauber Salts.	SALT.		Coal.	
				Tarred.	Untarred.							Weighing more than 56 lbs. per Bushel.	Weighing 56 lbs. or less, per Bushel, by measurement.		
	Pounds.						Cwt.						Pounds.	Bushels.	
Russia, - - - -	-	-	-	272,535	-	21,000	-	60,126	-	17	-	-	-	-	
Sweden and dependencies, - - - -	-	-	-	-	-	-	85	392	-	-	-	-	-	-	
Denmark and do. - - - -	1,327	-	-	1,861	-	-	11	-	-	6	-	57,400	1,783	-	
Holland and do. - - - -	4,571	3,955	-	-	-	-	1,235	-	-	64	-	402,946	3,997	-	
Great Britain and do. - - - -	2,231,756	103	4,125	-	37,239	-	3,060	-	2	1,503	16	27,685,084	437,969	351,395	
Hamburg, Bremen, &c. - - - -	-	-	-	-	-	-	-	-	-	-	-	-	-	-	
France and dependencies, - - - -	3,267	-	-	-	-	-	2	-	-	59	-	98,550	14,168	144	
Spain and do. - - - -	5,531	-	-	2,742	5,122	-	20	5	-	5	-	2,310,774	41,938	102	
Portugal and do. - - - -	112	-	-	-	-	-	-	-	-	1	-	5,481,128	88,655	-	
Italy, Malta, &c. - - - -	-	5,421	-	-	-	-	-	-	-	-	-	3,135,060	9,195	-	
Trieste and other Austrian Adriatic Ports, - - - -	73,671	10,211	-	-	-	-	2,994	6	-	-	-	-	-	-	
Tunkey, Levant, and Egypt, - - - -	-	-	-	-	-	-	-	-	-	-	-	147,056	-	-	
Mocha, Aden, &c. - - - -	-	-	-	-	-	-	-	-	-	-	-	-	-	-	
China, - - - -	-	-	-	-	-	-	-	-	-	-	-	-	-	-	
All other countries, - - - -	33,992	-	-	-	-	-	-	-	-	16	-	-	-	-	
Total, - - - -	2,354,227	19,690	4,125	277,138	42,361	21,000	7,407	60,529	2	1,671	16	39,317,998	597,705	351,641	

STATEMENT—Continued.

FROM	ARTICLES PAYING SPECIFIC DUTIES.														
	FISH.				Glass black Quart Bottles.	WINDOW GLASS.			Cigars.	Foreign Lime.	Boots.	SHOES AND SLIPPERS.			Playing Cards.
	Foreign caught, dried.	Pickled Salmon.	Pickled Mackerel.	All other.		Not above 8 by 10.	Not above 10 by 12.	All above 10 by 12.				Silk.	Morocco, for men and women.	For Children.	
	Quintals.	Barrels.		Groce.	100 square feet.			M.	Casks.	Pairs.			Packs.		
Russia, - - - -	-	-	-	-	-	-	1	-	-	-	-	-	22	-	
Sweden and dependencies, - - - -	-	-	-	-	93	233	17	-	-	-	-	-	200	-	
Denmark and do. - - - -	-	-	-	-	184	2,525	480	648	-	-	2	-	2	-	
Holland and do. - - - -	-	-	-	11	687	168	115	99	4	-	5	31	109	3	
Great Britain, and do. - - - -	73,402	3,123	3,378	2,211	4,376	4,647	492	570	4,112	85	1,656	631	7,154	368	
Hamburg, Bremen, &c. - - - -	-	-	-	-	-	-	-	-	-	-	-	-	-	-	
France and dependencies, - - - -	-	-	-	-	2,661	-	-	-	109	-	249	12,562	19,234	4,195	
Spain and do. - - - -	-	-	-	1	243	-	-	-	15,386	-	99	760	1,058	-	
Portugal, and do. - - - -	-	-	-	-	8	1	-	-	-	-	13	207	1	-	
Italy, Malta, &c. - - - -	-	-	-	-	22	-	-	-	-	-	-	24	36	-	
Trieste and other Austrian Adriatic ports, - - - -	-	-	-	-	-	-	-	-	-	-	-	-	-	-	
Turkey, Levant, and Egypt, - - - -	-	-	-	-	-	-	-	-	-	-	-	-	-	-	
Mocha, Aden, &c. - - - -	-	-	-	-	-	-	-	-	-	-	-	-	-	-	
China, - - - -	-	-	-	-	1	-	-	-	-	-	12	267	81	8	
All other countries, - - - -	-	-	-	-	39	-	-	-	-	-	-	260	580	-	
Total, - - - -	73,402	3,123	3,378	2,223	8,314	7,574	1,104	1,318	19,641	85	2,036	14,742	28,477	4,574	

TREASURY DEPARTMENT, Register's Office, January 1, 1810.

JOSEPH NOURSE, Register.

11th CONGRESS.]

No. 147.

[2d SESSION.

## INSTRUCTIONS TO COLLECTORS RELATIVE TO PRIVATE ARMED VESSELS.

COMMUNICATED TO THE HOUSE OF REPRESENTATIVES, JANUARY 24, 1810.

TREASURY DEPARTMENT, *January 20, 1810.*

SIR:

I have the honor, in obedience to the resolution of the House of Representatives of the 8th instant, to transmit copies of the only general instructions to the collectors of customs, to be found in the records of this department, relative to refusing clearances to any private armed vessel of the United States.

By the first, bearing date April 8, 1797, it is directed "that the sailing of armed vessels, not *bona fide* destined to the East Indies, be restrained until otherwise ordained by Congress." Although no instructions of a prior date to that effect, appear to have been given by the Treasury Department, it is understood that this regulation only confirmed what had been the previous general practice. And it has ever since been considered as being in force, except when superseded for a time by the temporary instructions of March 21, 1798, herewith transmitted, and during the continuance of the acts of Congress of June 25, 1798, and of March 3, 1805; the first of which expired on the 3d of May, 1802, and the last on the 21st of April, 1806.

I have the honor to be, very respectfully, sir, your obedient servant,

ALBERT GALLATIN.

The Honorable the SPEAKER of the House of Representatives.

TREASURY DEPARTMENT, *April 8th, 1797.*

SIR:

The depredations, to which the commerce of the United States is at present exposed, have given rise to a question, which, being of general concern, is therefore made the subject of a circular communication.

The question is, *whether it be lawful to arm the merchant vessels of the United States, for their protection and defence, while engaged in regular commerce?*

It is answered, that no doubt is entertained, that defence, by means of military force, against mere pirates and sea rovers, is lawful; the arming of vessels *bona fide* engaged in trade to the East Indies, is, therefore, on account of the danger from pirates, to be permitted as heretofore; but, as the arming of vessels destined for European or West India commerce raises a presumption, that it is done with hostile intentions against some one of the belligerent nations, and may cover collusive practices, inconsistent with the act of Congress of June, 1794, unless guarded by provisions more effectual than have been hitherto established; it is directed that the sailing of armed vessels, not *bona fide* destined to the East Indies, be restrained until otherwise ordained by Congress.

Information has been received that some vessels are arming by strangers, for the purpose of capturing the vessels of the United States. The utmost vigilance, on the part of the collectors, to prevent the progress of this evil, is enjoined. Where there is reasonable ground to believe that vessels are equipped for the purpose of being employed against the commerce of this country, they are to be arrested, and the circumstances stated to this department.

I am, &c.

OLIVER WOLCOTT.

To the COLLECTOR of the Customs of

TREASURY DEPARTMENT, *March 21, 1798.*

SIR:

It has been determined by the President of the United States, that under present circumstances, it has become necessary to modify the instructions issued from this department, on the 8th day of April, 1797, in such manner as no longer to restrain vessels of the United States from sailing in an armed condition, when destined to be employed in a regular and lawful commerce.

But though you are to consider the general prohibition as no longer remaining in force, it is the express command of the President, that you seize and detain all vessels respecting which there may exist reasonable ground of suspicion, that they are intended to be employed contrary to law, and particularly to the act of Congress passed on the 5th day of June, 1794, entitled "An act in addition to the act for the punishment of certain crimes against the United States," or the act passed the 14th day of June, 1797, entitled "An act to prevent citizens of the United States from privateering against nations in amity with, or against citizens of the United States.

You will also consider it to be your duty to prevent evasions of the act passed on the 14th day of June, 1797, entitled "An act prohibiting for a limited time the exportation of arms and ammunition, and for encouraging the importation thereof;" by confining the quantities of the said articles which may be returned as constituting the equipment of any vessel within reasonable limits.

A confident reliance is entertained that all your proceedings under these instructions, will be marked with decision and impartiality.

I am, &c.

OLIVER WOLCOTT.

To the COLLECTOR of the Customs of

11th CONGRESS.]

No. 148.

[2d Session.]

## EXPORTS FOR THE YEAR ENDING SEPTEMBER 30, 1809.

COMMUNICATED TO THE HOUSE OF REPRESENTATIVES, FEB. 9, 1810.

TREASURY DEPARTMENT, *February 7, 1810.*

SIR:

I have the honor to transmit, herewith, a statement of goods, wares, and merchandise, exported from the United States, nominally, during one year, prior to the first day of October, 1809, but, in fact, during the six months and a half ending on that day, exportations having been prevented, by the embargo, till the fifteenth day of March, 1809.

The goods, wares, and merchandise, of domestic growth or manufacture, included in this statement, are estimated at

	-	-	-	-	-	\$31,405,702
And those of foreign growth or manufacture, at	-	-	-	-	-	20,797,531

Amounting together to	-	-	-	-	-	<u>\$52,203,233</u>
-----------------------	---	---	---	---	---	---------------------

The articles of domestic growth or manufacture may be arranged under the following heads, viz:

Produce of the Sea,	-	-	-	-	-	\$1,710,000
Forest,	-	-	-	-	-	4,583,000
Agriculture,	-	-	-	-	-	23,234,000
Manufactures,	-	-	-	-	-	1,506,000
Uncertain,	-	-	-	-	-	373,000
						<u>\$31,406,000</u>

It is proper to add, that the summary of the destination of those exports, being grounded on the clearances of the vessels, cannot be relied on, under existing circumstances, as showing with precision their real destination. Thus, all the vessels actually destined for the dominions of Great Britain, which left the United States between the 19th of April and the 10th of June, cleared for other ports; principally, it is believed, for Sweden.

I have the honor to be, with great respect, sir, your obedient servant,

ALBERT GALLATIN.

The Honorable the SPEAKER of the House of Representatives.



Statement of Exports, the produce and manufacture of the United States, commencing the 1st of October, 1808, and ending the 30th September, 1809.

SPECIES OF MERCHANDISE.	Quantity or Value.	SPECIES OF MERCHANDISE.	Quantity or Value.
Fish, dried or smoked, - - quintals,	345,648	Cotton Other, - - - - - pounds,	42,326,042
pickled, - - - - - barrels,	54,577	Tobacco, - - - - - hhds.	53,921
do. - - - - - kegs,	9,380	Flax, - - - - - pounds,	8,797
Oil, Spermaceti, - - - - - gallons,	51,071	Flaxseed, - - - - - bushels,	184,311
Whale and other Fish, - - - - - do.	421,282	Mustard, - - - - - pounds,	5,963
Whalebone, - - - - - pounds,	8,825	Wax, - - - - - do.	1,945
Spermaceti Candles, - - - - - do.	210,444	Household Furniture, - - - - - do.	376,523
Wood, Staves and Heading, - - - - - thous'd,	26,991	Coaches and other Carriages, - - - - - do.	71,232
Shingles, - - - - - do.	34,047	Hats, - - - - - do.	7,167
Hoops and Poles, - - - - - do.	3,419	Saddlery, - - - - - do.	57,826
Boards and Plank, - - - - - M. feet,	64,725	Beer, Porter, and Cider, in casks, gallons,	14,854
Hewn Timber, - - - - - tons,	29,342	in bottles, dozens,	90,780
Lumber of all kinds, - - - - - dollars,	55,081	Boots, - - - - - pairs,	10,319
Masts and Spars, - - - - - do.	19,146	Shoes, Silk, - - - - - do.	7,012
Oak Bark and other Dye, - - - - - do.	28,750	Do. Leather, - - - - - do.	32
All manufactures of wood, - - - - - do.	123,315	Candles, Tallow, - - - - - pounds,	100,890
Naval stores, Tar, - - - - - barrels,	128,090	Do. Wax, - - - - - do.	828,084
Pitch, - - - - - do.	5,433	Soap, - - - - - do.	3,584
Rosin, - - - - - do.	8,998	Starch, - - - - - do.	1,962,625
Turpentine, - - - - - do.	77,398	Hair Powder, - - - - - do.	1,846
Ashes, Pot, - - - - - tons,	5,998	Snuff, - - - - - do.	1,198
Pearl, - - - - - do.	2,732	Tobacco manufactured, - - - - - do.	35,955
Skins and Furs, - - - - - dollars,	331,513	Leather, - - - - - do.	314,880
Ginseng, - - - - - pounds,	271,693	Lead, - - - - - do.	199,756
Beef, - - - - - barrels,	28,555	Maple and other brown Sugar, - - - - - do.	126,537
Pork, - - - - - do.	42,652	Bricks, - - - - - M.	21,375
Hams and Bacon, - - - - - pounds,	1,082,610	Spirits, from grain, - - - - - gallons,	286
Tallow, - - - - - do.	4,562	Bark, Essence of - - - - - do.	97,282
Butter, - - - - - do.	1,366,374	Linseed Oil, - - - - - do.	103
Cheese, - - - - - do.	588,907	Spirits of Turpentine, - - - - - do.	13,371
Lard, - - - - - do.	1,371,089	Cables and cordage, - - - - - cwt.	7,923
Horned Cattle, - - - - - number,	3,981	Cards, Wool and Cotton, - - - - - dozens,	7,387
Horses, - - - - - do.	2,072	Cards, Playing, - - - - - packs,	148
Mules, - - - - - do.	220	Iron, Pig, - - - - - tons,	728
Sheep, - - - - - do.	3,221	Do. Bar, - - - - - do.	70
Hogs, - - - - - do.	537	Do. Nails, - - - - - pounds,	277
Poultry, - - - - - dozens,	1,352	Do. Castings, - - - - - dollars,	272,723
Wheat, - - - - - bushels,	393,899	Do. all other manufactures of	5,595
Indian Corn, - - - - - do.	522,074	Iron, or Iron and Steel, - - - - - do.	30,461
Rye, - - - - - do.	1,185	Spirits, from molasses, - - - - - gallons,	241,359
Oats, - - - - - do.	20,361	Sugar, refined, - - - - - pounds,	266,546
Barley, - - - - - do.	200	Chocolate, - - - - - do.	2,930
Buckwheat, - - - - - do.	60	Gunpowder, - - - - - do.	52,341
Beans, - - - - - do.	41,401	Copper or Brass, and Copper ma-	
Peas, - - - - - do.	57,691	nufactured, - - - - - dollars,	3,095
Potatoes, - - - - - do.	19,690	Medicinal Drugs, - - - - - do.	16,777
Apples, - - - - - barrels,	603	Merchandise, and other articles	
Flour, - - - - - do.	846,247	not enumerated, manufac-	
Meal, Rye, - - - - - do.	1,306	tured, - - - - - do.	204,968
Indian, - - - - - do.	57,260	Merchandise and other articles	
Biscuit or ship Bread, - - - - - do.	69,699	not enumerated, raw produce, - - - - - do.	167,904
Do. Do. - - - - - kegs,	25,418	Total value of the foregoing state-	
Rice, - - - - - tierces,	116,907	ment, - - - - - Dollars,	31,405,702
Indigo, - - - - - pounds,	3,840		
Cotton, Sea Island, - - - - - do.	8,664,213		

Statement of Exports, the produce and manufacture of foreign countries, commencing the 1st October, 1808, and ending the 30th September, 1809.

SPECIES OF MERCHANDISE.	Quantity or Value.		
	Entitled to Drawback.	Not entitled to Drawback.	Total.
Value of goods free of duty, - - - - - dollars,	-	543,242	543,242
at 12½ per cent. - - - - - do.	3,054,643	1,340,730	4,395,373
at 15 do. - - - - - do.	515,417	398,212	913,629
at 20 do. - - - - - do.	17,149	20,274	37,423
Wines, Malmsey Madeira and London particular, - - - - - gallons,	5,033	1,215	6,248
All other Madeira, - - - - - do.	12,641	1,388	14,029
Burgundy, Champaign, &c. - - - - - do.	40	20	60
Sherry and St. Lucar, - - - - - do.	3,722	1,011	4,733
Claret, &c. in bottles or cases, - - - - - do.	60,753	9,430	70,183
Lisbon, Oporto, &c. - - - - - do.	6,845	3,731	10,576
Teneriffe, Fayal, &c. - - - - - do.	33,165	1,507	34,672
All other, - - - - - do.	431,586	49,525	481,111
Spirits, from grain, - - - - - do.	26,078	8,087	34,165
other materials, - - - - - do.	202,504	29,754	232,258

## STATEMENT OF EXPORTS—Continued.

SPECIES OF MERCHANDISE.	Quantity or Value.		
	Entitled to Drawback.	Not entitled to Drawback.	Total.
Molasses, - - - - -	gallons, 30,412	3,531	33,943
Beer, Ale, and Porter, - - - - -	do. 4,122	180	4,302
Teas, Bohea, - - - - -	pounds, 63,371	1,081	64,452
Souchong and other black, - - - - -	do. 975,375	117,804	1,093,179
Hyson, Imperial, &c. - - - - -	do. 259,984	84,887	344,871
Other green, - - - - -	do. 248,679	19,435	268,114
Coffee, - - - - -	do. 22,827,526	1,536,573	24,364,099
Cocoa, - - - - -	do. 1,844,077	185,259	2,029,336
Chocolate, - - - - -	do. -	1,000	1,000
Sugar, Brown, - - - - -	do. 25,094,506	2,482,885	27,577,391
White, clayed, or powdered, - - - - -	do. 16,548,416	1,136,946	17,685,362
Candy, - - - - -	do. 760	-	760
Other refined and lump, - - - - -	do. 33,825	-	33,825
Almonds, - - - - -	do. 64,983	18,002	82,985
Fruits, Currants, - - - - -	do. 6,800	1,876	8,676
Prunes and Plums, - - - - -	do. -	376	376
Raisins, in jars, boxes, and Muscadel, - - - - -	do. 6,099	18,948	25,047
all other - - - - -	do. 13,488	8,897	22,385
Candles, Tallow, - - - - -	do. 52,533	1,230	53,763
Cheese, - - - - -	do. 107,472	2,378	109,850
Soap, - - - - -	do. 353,878	48,597	402,475
Tallow, - - - - -	do. 210,693	-	210,693
Spices, Mace, - - - - -	do. 3,794	40	3,834
Nutmegs, - - - - -	do. 1,155	337	1,492
Cinnamon, - - - - -	do. -	948	948
Cloves, - - - - -	do. 6,769	1,480	8,249
Pepper, - - - - -	do. 4,356,900	365,198	4,722,098
Pimento, - - - - -	do. 21,344	11,817	33,161
Chinese Cassia, - - - - -	do. 155,294	27,781	183,075
Indigo, - - - - -	do. 329,697	20,631	350,328
Cotton, - - - - -	do. 1,050,663	196,307	1,246,970
Powder, Gun, - - - - -	do. 4,895	1,000	5,895
Iron, Slit and Hoop, - - - - -	do. 140,062	42,114	182,176
Nails, - - - - -	do. 339,503	89,048	428,551
Quicksilver, - - - - -	do. -	20	20
Paints, Ochre, Yellow, in Oil, - - - - -	do. -	614	614
Dry Yellow, - - - - -	do. -	132	132
Spanish Brown, - - - - -	do. -	17,681	17,681
White and Red Lead, - - - - -	do. 3,000	3,154	6,154
Lead, and manufactures of Lead, - - - - -	do. 217,983	15,062	233,045
Cordage, tarred, - - - - -	do. 102,360	1,611	103,971
Cables, - - - - -	do. 5,700	-	5,700
Steel, - - - - -	cwt. 1,535	233	1,768
Hemp, - - - - -	do. 622	378	1,000
Twine and Packthread, - - - - -	do. -	5	5
Glauber Salt, - - - - -	do. 6	8	14
Salt, weighing more than 56 lbs. per bushel, - - - - -	pounds, 970	-	970
weighing 56 lbs. or less, - - - - -	bushels, -	581	581
Coal, - - - - -	do. -	648	648
Fish, Foreign caught, dried, - - - - -	quintals, -	2,727	2,727
Pickled, Salmon, - - - - -	barrels, -	483	483
Mackerel, - - - - -	do. -	658	658
all other, - - - - -	do. -	62	62
Glass, Black quart bottles, - - - - -	groce, 706	290	996
Window, not above 8 inches by 10, - - - - -	100 sq. ft. 177	55	232
not above 10 do. by 12, - - - - -	do. 32	45	77
Cigars, - - - - -	M. 2,492	177	2,669
Boots, - - - - -	do. 76	-	76
Shoes and Slippers, Silk, - - - - -	do. 3,856	823	4,679
Kid, Morocco, &c. for men and women, - - - - -	do. 3,021	1,774	4,795
all other for children, - - - - -	do. 150	-	150
Value, - - - - -	Dollars, 17,180,434	3,617,097	20,797,531

*A Summary of the Value and Destination of the Exports of the United States, agreeably to the preceding statements.*

	Domestic Pro- duce.	Foreign Pro- duce.	Total value to the dominions of each Power.
Russia, - - - - -	146,462	737,799	842,261
Sweden, - - - - -	4,030,395	1,409,303	9,085,517
Swedish West Indies, - - - - -	2,757,859	887,960	
Denmark and Norway, - - - - -	958,584	3,327,766	4,317,394
Danish West Indies, - - - - -	31,044		
Holland, - - - - -	421,294	697,070	1,313,270
Dutch West Indies, - - - - -	33,412	771	
Dutch East Indies, - - - - -	75,652	85,071	
England, Man, and Berwick, - - - - -	4,447,637	236,825	8,105,839
Scotland, - - - - -	405,988		
Ireland, - - - - -	467,239	2,580	
Guernsey, Jersey, Sark, and Alderney, - - - - -	5,330		
Gibraltar, - - - - -	53,883	1,687	
British African Ports, - - - - -	8,340		
British East Indies, - - - - -	16,348	28,444	
British West Indies, - - - - -	1,511,570	154,429	
Newfoundland and British Fisheries, - - - - -	25,647	6,193	
British American Colonies, - - - - -	647,096	82,496	
Other British Colonies, - - - - -	3,125	982	
Hamburg, Bremen, other Hanse Towns, &c., - - - - -	709,981	1,682,662	2,392,643
French West Indies, - - - - -	15,043		15,043
Spanish European Ports on the Atlantic, - - - - -	983,580	390,280	10,318,034
Do. do. do. on the Mediterranean, - - - - -	305,640	899,723	
Teneriffe and the other Canaries, - - - - -	232,360	82,789	
Manilla and the Philippine Islands, - - - - -	4,081	1,097	
Floridas, - - - - -	670,698	51,286	
Honduras, Campeachy, and Musquito Shore, - - - - -	10,634	249	
Spanish West Indies and American Colonies, - - - - -	3,352,271	3,333,346	
Portugal, - - - - -	1,629,709	151,424	8,312,897
Madeira, - - - - -	2,336,656	64,159	
Fayal and the other Azores, - - - - -	2,926,482	90,535	
Cape de Verd Islands, - - - - -	60,287	34,508	
Other African ports, - - - - -	73,411	61,991	
Coast of Brazil, and other American colonies, - - - - -	540,653	343,082	
Italy, - - - - -	49,206	1,106,539	1,155,745
Trieste and the Austrian Ports on the Adriatic, - - - - -	6,768	97,049	103,817
Turkey, Levant, and Egypt, - - - - -	19,719	531,407	551,126
Morocco and Barbary States, - - - - -	207,835	1,213,942	1,511,777
Cape of Good Hope, - - - - -	8,434	1,720	10,154
China, - - - - -	476,569	441,453	918,022
East Indies, generally, - - - - -	111,531	130,756	242,287
West Indies, generally, - - - - -	94,005	30,445	124,450
Europe, generally, - - - - -	288,324	2,206,295	2,494,619
Africa, generally, - - - - -	115,364	48,218	163,582
South Seas, - - - - -	-	400	400
Northwest coast of America, - - - - -	39,556	142,800	182,356
Total, - - - - - Dollars, -	31,405,702	20,797,531	52,203,233

*A Summary of the Value of the Exports from each State.*

	Domestic.	Foreign.	Total.
New Hampshire,	201,063	85,532	286,595
Vermont,	125,881	49,901	175,782
Massachusetts,	6,022,729	6,119,564	12,142,293
Rhode Island,	658,397	626,135	1,284,532
Connecticut,	655,258	11,265	666,513
New York,	8,348,764	4,232,798	12,581,562
New Jersey,	269,104	50,071	319,175
Pennsylvania,	4,238,358	4,810,883	9,049,241
Delaware,	96,495	41,541	138,036
Maryland,	2,570,957	4,056,369	6,627,326
*District of Columbia,	681,650	21,765	703,415
Virginia,	2,786,161	107,964	2,894,125
North Carolina,	322,834	160	322,994
South Carolina,	2,861,369	385,972	3,247,341
Georgia,	1,082,108	-	1,082,108
Ohio,	3,850	-	3,850
†Territory of the United States,	480,724	197,621	678,345
<b>Total, Dollars,</b>	<b>31,405,702</b>	<b>20,797,531</b>	<b>52,203,233</b>

	Domestic.	Foreign.	Total.
* Georgetown,	111,168	-	111,168
Alexandria,	570,480	21,765	592,245
<b>Total, Dollars,</b>	<b>681,648</b>	<b>21,765</b>	<b>703,413</b>

	Domestic.	Foreign.	Total.
† Michigan,	136,114	-	136,114
New Orleans,	344,303	197,621	541,924
Mississippi, (Mobile)	305	-	305
<b>Total, Dollars,</b>	<b>480,722</b>	<b>197,621</b>	<b>678,343</b>

*A Summary Statement of the Value of the Exports of the growth, produce, or manufacture, of the United States, during the year ending the 30th September, 1809.*

THE SEA—1,710,000.				
1. Fisheries.				
Dried fish, or cod fishery,	-	1,123,000		
Pickled fish, or river fishery, herring, shad, salmon, mackerel,		282,000		
Whale (common) oil and bone,	169,000			
Spermaceti oil and candles,	136,000			
		305,000		1,710,000
THE FOREST—4,583,000.				
2. Skins and furs,	332,000			
Ginseng,	136,000			
		468,000		
3. Product of the wood.				
Lumber, (boards, staves, shingles, hoops, and poles, hewn timber, masts, &c.)	1,843,000			
Oak bark and other Dyes,	29,000			
Naval Stores, (tar, turpentine, pitch, &c.)	737,000			
Ashes, pot and pearl,	1,506,000			
		4,115,000		4,583,000
AGRICULTURE—23,234,000.				
4. Product of animals.				
Beef, tallow, hides, live cattle,	425,000			
Butter and cheese,	264,000			
		689,000		
Pork, pickled bacon, (live hogs)	-	1,001,000		
Horses and mules,	113,000			
Sheep,	8,000			
		121,000		
5. Vegetable food.				
Wheat, flour, and biscuit,	5,944,000			
Indian corn,	547,000			
Rice,	2,104,000			
All other, (rye, oats, pulse, potatoes, &c.)	156,000			
				1,811,000
6. Tobacco,	-			8,751,000
7. Cotton,*	-			3,774,000
8. All other agricultural products.				8,515,000
Indigo,	-	6,000		
Flaxseed,	-	230,000		
Brown Sugar, (maple,)	-	2,000		
Hops,	-	1,000		
Wax,	-	136,000		
Various items, (poultry, flax, mustard, &c.)	-	8,000		
				383,000

\* Sea island cotton valued at twenty-five cents per pound. Upland cotton valued at fifteen cents per pound.

## STATEMENT—Continued.

MANUFACTURES—1,506,000.				
<i>9. Of Domestic materials—</i>				
Soap and tallow candles,		345,000		
Leather boots, shoes, saddlery,		208,000		
Hats,		58,000		
Grain, (spirits, beer, starch, &c.)		108,000		
Wood, (including furniture, coaches, and other carriages)		202,000		
Cordage,		148,000		
Iron,		102,000		
Various items, (snuff, silk shoes, wax candles, tobacco, lead, bricks, turpentine, spirits, wool and cotton cards, &c.)		86,000		
			1,266,000	
<i>Of foreign materials—</i>				
Spirits, of molasses,		145,000		
Sugar, refined,		53,000		
Chocolate,		1,000		
Gunpowder,		21,000		
Brass and copper,		3,000		
Medicinal,		17,000		
			240,000	
				1,506,000
UNCERTAIN—373,000.				
<i>10. Articles not distinguished in returns.</i>				
Manufactured,		-	205,000	
Raw produce,		-	168,000	
				373,000
	Total,	Dollars,	-	31,406,000

*A Statement of the Duties collected on the importation of articles which were afterwards re-exported, without being entitled to drawback.*

SPECIES OF MERCHANDISE.	Amount of Duty.		SPECIES OF MERCHANDISE.	Amount of Duty.	
	Dollars.	Cts.		Dollars.	Cts.
Goods paying duties ad val. at 12½ per ct.	167,591	25	Spices, Cloves,	-	296 00
15 do.	59,731	80	Pepper,	-	21,901 88
20 do.	4,054	80	Pimento,	-	472 68
Wines, Malmsey Madeira and London particular,	-	704 70	Chinese Cassia,	-	1,111 24
All other Madeira,	-	69 40	Indigo,	-	5,157 75
Burgundy and Champaign,	-	9 00	Cotton,	-	5,079 21
Sherry and St. Lucar,	-	404 40	Powder, Gun,	-	40 00
Claret, &c. in bottles and cases,	-	3,300 50	Iron, Slit and Hoop,	-	421 14
Lisbon, Oporto, &c.	-	1,119 30	Nails,	-	1,780 96
Teneriffe, Fayal, &c.	-	421 96	Quicksilver,	-	1 20
All other, in casks,	-	11,390 75	Paints, Ochre, Yellow, in Oil,	-	9 21
Spirits, from Grain	-	2,264 36	Dry yellow,	-	1 32
from other materials,	-	8,331 12	Spanish Brown,	-	176 81
Molasses,	-	176 55	White and red Lead,	-	63 08
Beer, Ale, and Porter,	-	14 40	Lead and manufactures of Lead,	-	150 62
Teas, Bohea,	-	129 72	Cordage, tarred,	-	32 22
Souchong,	-	21,204 72	Steel,	-	232 00
Hyson, Imperial, &c.	-	27,163 84	Hemp,	-	37 00
Other Green,	-	3,887 00	Twine and Packthread,	-	20 00
Coffee,	-	76,828 65	Glauber Salts,	-	16 00
Cocoa,	-	3,705 18	Salt,	-	69 72
Chocolate,	-	30 00	Coal,	-	32 40
Sugar, Brown,	-	62,072 12	Fish, foreign caught, dried,	-	1,363 50
White, clayed, &c.	-	34,108 38	Pickled Salmon,	-	483 00
Almonds,	-	360 04	Mackerel,	-	394 80
Fruits, Currants,	-	37 52	All other,	-	24 80
Prunes and Plums,	-	7 52	Glass, Black quart bottles,	-	174 00
Raisins, in jars, boxes, & Muscadel,	-	378 96	Window, not above 8 inches by 10,	-	88 00
all other,	-	133 45	not above 10 inches by 12,	-	78 75
Candles, Tallow,	-	24 60	Cigars,	-	354 00
Cheese,	-	166 46	Shoes and Slippers, Silk,	-	205 75
Soap,	-	971 94	Kid, Morocco, &c. for men and women,	-	266 10
Spices, Mace,	-	50 00			
Nutmegs,	-	168 50			
Cinnamon,	-	189 60			
			Total,	-	532,079 63

11th CONGRESS.]

No. 149.

[2d Session.

## INSTRUCTIONS TO COLLECTORS.

*Under the act to interdict commercial intercourse with Great Britain and France.*

COMMUNICATED TO THE SENATE, FEBRUARY 23, 1810.

*To the Senate of the United States:*

I transmit to the Senate a report of the Secretary of the Treasury, complying with their resolution of the 16th instant.

February 22, 1810.

JAMES MADISON.

TREASURY DEPARTMENT, February 22, 1810.

In obedience to the resolution of the Senate, of the 16th instant, the Secretary of the Treasury respectfully reports to the President of the United States:

That exports to, and imports from, the ports of France have not been, nor are now, permitted, in the execution of the act "to interdict the commercial intercourse between the United States and Great Britain and France, and their dependencies, and for other purposes."

That exports to, and imports from, the ports of Great Britain were, in conformity with the proclamation of the President, of the 19th day of April, 1809, announcing that the British orders in council would be withdrawn on the 10th day of June ensuing, permitted from the said 10th day of June and until the 9th day of August ensuing.

That the President having, by his proclamation of the 9th day of August, 1809, announced that the British orders in council were not withdrawn on the 10th day of June preceding, and, consequently, that the trade renewable on the event of the said orders being withdrawn, was to be considered as under the operation of the several acts by which such trade was suspended, information thereof was immediately transmitted to the several collectors, by a circular, dated, also, "August 9th, 1809," a copy of which is herewith transmitted, and also of a postscript directed to the collectors on the lakes.

That the collectors were informed, by that circular, (which has already been laid by the President before Congress, at the opening of the present session) that the act above mentioned was, in every respect, applicable to Great Britain and her dependencies; but, that the President had also directed a suspension of seizures and prosecutions in certain cases, arising from acts which would, in conformity with his proclamation of the 19th day of April preceding, have been considered as lawful; and that, in such cases, the vessels and cargoes might be admitted to entry.

That no other instructions but those contained in the said circular, have been given on that subject to the collectors; and that, if any collector has knowingly admitted to an entry goods the growth and manufacture of Great Britain or France, in any other case but those enumerated in the circular above mentioned, such act is unknown to this department, and would be considered as a high breach of duty.

All which is respectfully submitted,

ALBERT GALLATIN.

*The President of the United States.*

## CIRCULAR.

TREASURY DEPARTMENT, August 9, 1809.

SIR:

You will herewith receive the copy of a proclamation of the President of the United States, announcing that certain British orders in council were not withdrawn on the 10th day of June last, and, consequently, that the trade, renewable on the event of the said orders being withdrawn, is to be considered as under the operation of the several acts by which such trade was suspended.

The act "to amend and continue in force certain parts of the act entitled 'an act to interdict the commercial intercourse between the United States and Great Britain and France and their dependencies, and for other purposes,'" passed on the 28th day of June, is, therefore, in every respect, applicable to Great Britain and her dependencies, as well as to France and her dependencies; any thing in my circular of 29th June last, to the contrary, notwithstanding.

It results, that, from the receipt of this, you must, in every instance, except as hereinafter expressed, refuse clearances for British ports, requiring, as usual, bonds from all vessels bound to permitted ports, in the manner provided by the third section of the act above mentioned. But, as many British vessels have, or may, come into the ports of the United States, in consequence of the President's proclamation of the 19th day of April last, he directs that you will permit such British vessels to depart, without giving bond, either in ballast or with the cargo on board when notified of the enclosed proclamation: it being, however, understood that this indulgence shall not be extended to any other vessels than such as are now in the ports of the United States, or such as may hereafter arrive, having sailed from a foreign port before information of the enclosed proclamation shall have been received at such port.

The President also directs, that, until a decision from Congress on that unexpected point shall have been obtained, or, until otherwise instructed, seizures or prosecutions for supposed contraventions of either the above mentioned act, or of the non-intercourse act of 1st March last, arising from acts which would, in conformity with his proclamation of the 19th of April last, have been considered as lawful, shall be suspended in the following cases, viz:

1. All vessels which have entered a British port, since the 10th of June last, or which may hereafter enter such port, having sailed for the same before information of the enclosed proclamation had been received at the port of departure, so far as relates to any forfeiture or penalty which may accrue or have accrued by reason of their having thus entered a British port.

2. All vessels which have arrived, either from British ports or with British merchandise, in the United States, subsequent to the 10th of June last; and also all vessels which may hereafter thus arrive, having sailed for the United States before information of the enclosed proclamation shall have been received at the port of departure, so far as relates to any forfeiture or penalty accruing from having arrived or arriving in the United States from British ports, or with British merchandise.

3. All vessels now owned by citizens of the United States, and sailing under the American flag, which, being in a foreign port at the time when the enclosed proclamation will be made known at such port, shall, with all due diligence, depart therefrom and return without delay to the United States so far as relates to any forfeiture or penalty accruing from their arriving in the United States from British ports or with British merchandise.

In the above mentioned cases of vessels arriving in the United States, and which are, for the present, exempted from seizure, the vessels and cargoes may be admitted to entry.

The time when the enclosed proclamation shall have been known at the ports of departure, respectively, must be ascertained by the best means in your power and you may refer doubtful cases to this department.

Application may, of course, still be made, in all cases, for an absolute remission of the forfeiture and penalties, in the manner provided for by law; the instruction herein given to abstain from prosecutions and seizures in the abovementioned cases, being only intended to prevent the expenses and inconvenience to which the parties concerned would otherwise be exposed.

I am, very respectfully, sir, your obedient servant,

ALBERT GALLATIN.

*The Collector of*

*Postscript to the Collectors on the lakes.*

You will observe that exportation to the British territories is not forbidden, by land, nor in any other manner than ships, or vessels, as will appear by the third section of the act of 28th of June last, and according to the spirit of the instructions of the President, all merchandise which had left Montreal, or any other port in Canada, for the United States, before the enclosed proclamation was known at such port, is admissible to entry, and will not, for the present, be liable to seizure, or subject the parties concerned to prosecution.

A. G.

11th CONGRESS.]

No. 150.

[2d SESSION]

NATURALIZED SEAMEN REGISTERED.

COMMUNICATED TO THE HOUSE OF REPRESENTATIVES, MARCH 10, 1810.

DEPARTMENT OF STATE, *March 5th*, 1810.

SIR:

I have had the honor to receive your letter of the 26th ult. requesting "a statement of the whole number of persons born in foreign countries, and legally admitted citizens of the United States, by naturalization, and who have been registered as American seamen, and returned as such to the Department of State, according to the lists transmitted by the collectors of the customs, in pursuance of the law relative to the relief and protection of American seamen."

In reply to this letter, I beg leave to refer to the report made by the Secretary of State to the House of Representatives on the 2d of February, 1809,\* in which it will be seen, that the whole number of naturalized citizens then returned to this department, as registered seamen, was 449: and to add, that it appears from the returns for the year 1809, that 128 naturalized citizens were, during that year, registered as American seamen, and so returned to this department.

I have the honor to be, very respectfully, your obedient servant,

R. SMITH.

The Honorable THOMAS NEWTON, *Esq.*

*Chairman of the Committee of Commerce and Manufactures.*

11th CONGRESS.]

No. 151.

[2d SESSION.]

CONSULS AND COMMERCIAL AGENTS.

COMMUNICATED TO THE HOUSE OF REPRESENTATIVES, APRIL 27, 1810.

*To the House of Representatives of the United States:*

I transmit to the House, a report of the Secretary of State, complying with their resolution of the twenty-third instant.

JAMES MADISON.

*April 27*, 1810.

DEPARTMENT OF STATE, *April 26*, 1810.

In compliance with the resolution of the House of Representatives of the 23d instant, requesting the President of the United States to cause to be laid before them "a statement of the several consular or commercial agents, having authority under the United States, in foreign countries, together with the salaries or compensation, if any, allowed to them respectively," the Secretary of State has the honor to transmit to the President of the United States, a statement of all the consuls and commercial agents having authority under the United States, in foreign countries, together with the salaries and compensations that have been allowed to the consuls residing at Algiers, Tripoli, Tunis, and Morocco.

All the other consuls and commercial agents have been allowed to receive only those fees of office which have been established by the act of Congress.

Respectfully submitted,

R. SMITH.

*The President of the United States.*

\* See No. 138.

*Consuls and Commercial Agents of the United States.**In Great Britain and its Dominions.*

William Lyman, consul, London;  
 Elias Vanderhorst, consul, Bristol;  
 Robert W. Fox, consul, Falmouth;  
 James Maury, consul, Liverpool;  
 Thomas English, consul, Dublin;  
 Thomas Auldjo, vice consul, Poole;  
 James Holmes, consul, Belfast;  
 John Church, consul, Cork;  
 John Gavino, consul, Gibraltar;  
 Joseph Pulis, consul, Malta.

*In France and its Dominions.*

David B. Warden, acting commercial agent, Paris;  
 Isaac Cox Barnet, commercial agent, Havre de Grace;  
 William Lee, commercial agent, Bordeaux;  
 Thomas Aborn, vice commercial agent, Cayenne;  
 Peter Walsh, commercial agent, Cette;  
 William Buchanan, commercial agent, Isles of France  
 and Bourbon;  
 Etienne Cathalan, commercial agent, Marseilles;  
 John Appleton, commercial agent, Calais;  
 William D. Patterson, commercial agent, Nantz;  
 Aaron Vale, commercial agent, L'Orient;  
 Thomas Lovell, commercial agent, La Rochelle;  
 Francis Coffyn, commercial agent, Dunkirk;  
 Henry Wilson, commercial agent, Ostend.

*In Spain and its Dominions.*

Joseph Yznardi, consul, Cadiz;  
 Robert Montgomery, consul, Alicante;  
 William Kirkpatrick, consul, Malaga;  
 Lewis O'Brien, consul, St. Andero;  
 John Leonard, consul, Barcelona;  
 John Martin Baker, consul, Tarragona, and the isles of  
 Majorca, Minorca, and Yvica;  
 John James Armstrong, consul, Island of Teneriffe;  
 Richard S. Hackley, consul, St. Lucar.

*In Portugal and its Dominions.*

William Jarvis, consul, Lisbon;  
 James L. Cathcart, consul, Madeira;  
 John B. Dabney, consul, Azores or W. islands;  
 Henry Hill, consul, St. Salvador in Brasil.

*In the Kingdom of Holland.*

Sylvanus Bourne, consul general, Amsterdam;  
 George Joy, consul, Rotterdam.

*In Denmark and its Dominions.*

Hans Rodolph Saabye, consul, Copenhagen;  
 Thomas Gamble, consul, island of Santa Cruz;  
 James M'Greggor, consul, island of St. Thomas;  
 Peter Isaacksen, consul, Christiansand.

*In Prussia.*

Frederick W. Lutz, consul, Stettin;  
 William Clark, consul, Embden.

*In Germany.*

John M. Forbes, consul, Hamburg;  
 Frederick I. Wichelhausen, consul, Bremen;  
 William Riffin, consul, Trieste;  
 Philip Marck, consul, Franconia.

*In the Kingdom of Sweden.*

Robert G. Gardener, consul, Gottenburg.

*In the Italian States.*

Thomas Appleton, consul, Leghorn;  
 Alexander Hammett, consul, Naples;  
 Thomas H. Storm, consul, Genoa;  
 John Broadbent, consul, Messina;  
 Abraham Gibbs, consul, Palermo;  
 Richard O'Brien, consul, Island of Sardinia.

*In Russia.*

Levitt Harris, consul, St. Petersburg.

*In China.*

Edward Carrington, consul, Canton.

*In Turkey.*

William Stuart, consul, Smyrna;

*In Algiers.*

Tobias Lear, consul general.  
 He has been allowed a salary of 4,000 dollars per  
 annum, an outfit of the same sum, and a quar-  
 ter's salary for the expense of his return; also, a  
 reasonable house rent, the expense of couriers,  
 of postage, of necessary printing, and for the  
 services of a secretary and drogerman.

*Tripoli.*

George Davis, consul.  
 His salary is 2,000 dollars, with an outfit of the  
 same sum, and a quarter's salary for the expense  
 of his return; and, in all other respects, his al-  
 lowances are the same with those of the consul  
 general.

*Tunis.*

Charles D. Cox, acting consul, ad interim.  
 The salary and allowances are the same as at  
 Tripoli.

*Morocco.*

James Simpson, consul, Tangier.  
 The salary and allowances are the same as at  
 Tunis and Tripoli.



11th CONGRESS.]

No. 152.

[3d SESSION.]

## RELIEF OF DISTRESSED SEAMEN IN THE PORTS OF EUROPE.

COMMUNICATED TO THE HOUSE OF REPRESENTATIVES, DECEMBER 12, 1810.

I lay before Congress, and recommend to their early attention, a report of the Secretary of State, from which it will be seen that a very considerable demand, beyond the legal appropriations, has been incurred, for the support of seamen distressed by seizures, in different parts of Europe, of the vessels to which they belonged.

JAMES MADISON.

December 12, 1810.

DEPARTMENT OF STATE, December 11, 1810.

SIR:

The funds which had been provided by law for the relief and protection of destitute American seamen, in foreign countries, have been rendered this year inadequate to their contemplated object, by the extensive seizures of our vessels in Europe, and the effect thereof on the situation of the crews. The advances which have been necessarily made by our ministers and consuls to supply the wants of these seamen, and to procure them passages to the United States, have greatly exceeded the amount of these appropriated funds. Of these advances, accounts, requiring immediate reimbursement, have already been rendered to the amount of 75,500 dollars, and it is apprehended that others may yet be received.

As these accounts cannot be paid, under any existing law, it is respectfully proposed to submit to the consideration of Congress the propriety of passing a law which will appropriate a sum of money for the repayment of the advances, of which accounts have already been exhibited, and which, at the same time, will provide for any similar expenses that may have occurred or may occur, during the present or the ensuing year. With this view, I have the honor of laying before you the enclosed estimate.

With sentiments of great respect and consideration, I have the honor to be, sir, your most obedient servant,

R. SMITH.

The PRESIDENT of the United States.

## ESTIMATE.

For reimbursing advances made by the bankers, under the direction of any of the ministers of the United States, and by consuls, for the relief of destitute American seamen, and for discharging engagements entered into by the consuls for their passages home, during the present year; and for defraying, moreover, such expenses, of a like nature, as may be necessarily incurred during the year 1811, - - - - - \$100,000

R. SMITH.

DEPARTMENT OF STATE, December 11, 1810.

11th CONGRESS.]

No. 153.

[3d SESSION.]

## RELIEF OF DISTRESSED SEAMEN IN THE PORTS OF EUROPE.

COMMUNICATED TO THE HOUSE OF REPRESENTATIVES, DECEMBER 19, 1810.

DECEMBER 14, 1810.

SIR:

Your report on the subject of additional funds for the relief and protection of destitute American seamen in foreign countries being referred to the Committee of Ways and Means, I am instructed to apply to you for a detailed statement of the advances made by our agents abroad; the circumstances of the persons for whose relief they were applied; by what means they were brought into distress; and in what branch of trade they were engaged.

I have the honor to be, your most obedient,

JOHN W. EPPES.

The SECRETARY OF STATE.

DEPARTMENT OF STATE, December 19, 1810.

SIR:

In compliance with the request contained in your letter of the 14th instant, I have the honor to enclose a detailed statement of the public expenditures for the relief of American seamen in Europe, and of other circumstances connected therewith.

With great respect, I have the honor to be, sir, your obedient servant,

R. SMITH.

The Hon. JOHN W. EPPES, Chairman of the Committee of Ways and Means.

*Extraordinary cases of disbursements made by Consuls of the United States, for the relief of Seamen, for which an appropriation is necessary, viz:*

William Lee, consul at Bordeaux, and John Barney of Baltimore, for the passage to the United States, including provisions, of one hundred and sixty-four captains, mates, and ordinary seamen, from St. Jean de Lutz, in France, - - - - - \$13,500 00

NOTE.—Mr. Lee collected those men at St. Jean de Lutz, from the ports of Bayonne, Socou, St. Sebastians, and passage for the purpose of transporting them to the United States, they having been discharged, in a destitute situation, from American vessels which had been seized and sequestered at those ports. In pursuance of this purpose, he chartered the ship Ann, owned by Mr. Barney, for the above sum, and advanced thereof 8,000 dollars, leaving a balance due him of 5,500 dollars. The particular vessels and captains from which they were discharged cannot now be ascertained, nor the branch of trade in which they were engaged.

John M. Forbes, consul at Hamburg, for subsistence afforded destitute seamen within his Consulate, between 1st September, 1809, and 12th July, 1810,	\$7,535 35
NOTE.—Mr. Forbes writes, under date of the 12th July last, that “I had to maintain not only the crews of several ships wrecked on this coast, but those of two vessels seized in the river Jade found their way to me. During all last winter, I had nearly one hundred seamen, naked and destitute, to provide for and support. These circumstances will, I presume, satisfactorily account for the great amount of my present disbursements.”	
Stephen Cathalan, consul at Marseilles, for subsistence afforded in like manner to destitute seamen within his consulate, during the years 1806, 1807, 1808, 1809, and part of the year 1810,	4,024 54
NOTE.—The greater part of this account has been admitted and paid by General Armstrong, out of the foreign intercourse fund; but as the account has not yet been adjusted at the treasury, and the fund for seamen is now exhausted, an appropriation is necessary to restore the sum drawn from the foreign intercourse fund.	
Peter Isaackson, consul at Christiansand, in Norway, for subsistence on shore, and provisions for the voyage home, for one hundred and eighty-one seamen,	5,070
For the passage to the United States of the same number of men stipulated by him with the owners of the ship America and now due them,	5,430
	10,500 00
NOTE.—These men had become a charge to the public, like those in France, from the seizure and condemnation or sequestration of the vessels to which they belonged. After supporting them for some months in the different ports of Norway, the consul, seeing no prospect of a speedy restoration of their respective vessels, to prevent their entering into the Danish or other foreign service, took the resolution of sending them home, for which purpose he chartered the above mentioned ship, and collected the men at Christiansand, whence they embarked for the United States. In what particular branch of trade the vessels, thus seized, were engaged, is unknown to this department.	
Alexander Hammett, consul at Naples, for the subsistence on shore, and provisions for the voyage home, for the crews of twenty-eight American vessels, which had been seized and sequestered at Naples,	15,000 00
NOTE.—The vessel in which these men embarked was the Fanny, but it does not appear that any thing was paid for their passage. The above sum of 15,000 dollars was drawn for, by permission of our minister at Paris, on the bankers at Amsterdam, and is therefore due to them.	
They have, besides, it is believed, advanced, from time to time, on General Armstrong's drafts in favor of different consuls, for the relief of seamen, of which particular accounts have not been received, the sum of	25,000 00
	\$75,559 89

[11th CONGRESS.]

No. 154.

[3d SESSION.]

## NON-INTERCOURSE.

COMMUNICATED TO THE SENATE, DECEMBER 24, 1810.

*To the honorable Senate and House of Representatives of the United States in Congress assembled, the petition of the subscribers, merchants, of the City of Philadelphia, respectfully sheweth:*

That your petitioners, being merchants engaged in the importation of manufactured goods from other countries for the supply of this, would respectfully represent to Congress the peculiar embarrassments to which they will be liable, by the expected revival of the non-intercourse with Great Britain. For this purpose they beg leave to state the situation of this branch of trade with some particularity.

Many of your petitioners have, according to the usual course of business, sent orders to Great Britain for goods as early as August, and from that time to the middle of October. These orders, when received, are given out to manufacturers to execute, and the goods, when received from them and packed up, are on account and at the risk of the American merchant.

At the time when the President's proclamation was issued, the only precautionary measures which time would permit your petitioners to take, were, to direct the goods they had ordered, not to be shipped. The goods will, therefore, remain, at the risk of your petitioners, who, in cases where the goods are paid for, are deprived of the use of their capital, and, in other cases, will soon be subjected to a heavy charge of interest.

Your petitioners would farther represent, that, in consequence of the increase of capital in this country, a material change, the extent of which is not generally understood, has taken place in the business of importing goods. Formerly, goods were imported almost exclusively on credit. The American merchant was a debtor, and, in fact, traded on foreign capital, and chiefly on that of Great Britain. But, in consequence of the great increase of capital in this city, and, probably, in other parts of the Union, not only is the old debt liquidated, but the importer is enabled to make advances for a great part of his importation. And your petitioners state, with confidence, that about one third of the goods imported from Great Britain are paid for in advance.

This course of business is not only beneficial to the merchant, but to the country at large, which thereby obtains its supplies on better terms, and the advantages arising from it have made it habitual. Almost all your petitioners have remitted, in part, and some of them in full, for goods which are ordered to come out the ensuing spring; and if the non-intercourse should be revived, with respect to Great Britain, on the first of February next, the country will not only be deprived of a considerable capital, but your petitioners, individually, be great sufferers, by having their property placed out of their power for an indefinite length of time.

Some of your petitioners are placed in circumstances which may operate with still greater severity against them. They have ordered goods which will have been shipped so early that it was not possible to countermand them after the issuing of the President's proclamation, and which goods, by detention at the shipping port, by long passages, or accidents at sea, may not arrive until after the first of February, and, of course, may be liable to seizure and condemnation.

Wherefore, your petitioners, confiding in the equity of their Government, and in its attention to the interests of all classes of citizens, respectfully pray your honorable body to take into consideration the peculiar hardship of their case. And if Congress shall deem it proper to enforce a non-intercourse with Great Britain, that a law may be passed authorizing the entry of goods imported from that country, to such date as will relieve your petitioners from the embarrassments before mentioned.

SAMUEL CARSWELL,

*And thirty-eight other subscribers.*

PHILADELPHIA, December 11, 1810.

11th CONGRESS.]

No. 155.

[3d Session.]

## TONNAGE FOR THE YEAR 1809.

COMMUNICATED TO THE HOUSE OF REPRESENTATIVES, JANUARY 3, 1811.

TREASURY DEPARTMENT, *January 2, 1811.*

SIR:

I have the honor to transmit the annual statement of the district tonnage of the United States, on the 31st of December, 1809, together with an explanatory letter of the Register of the Treasury.

I have the honor to be, very respectfully, sir, your obedient servant,

ALBERT GALLATIN.

The Hon. the SPEAKER of the House of Representatives.

TREASURY DEPARTMENT, *Register's Office, December 31, 1810.*

SIR:

I have the honor to transmit the annual statement, to 31st December, 1809, of the district tonnage of the United States.

	Tons. 95ths.
The corrected registered tonnage is stated, in the said abstract, a . . . . .	910,059.23
The enrolled and licensed at . . . . .	405,162.36
The fishing vessels at . . . . .	35,059.77

Amounting to . . . . . 1,350,281.41

The tonnage on which duties were collected, during the same year, amounted as follows:

Registered tonnage, paying duty on each voyage, . . . . .	575,711.35
Enrolled and licensed tonnage employed in the coasting trade, paying an annual duty, . . . . .	323,839.90
Fishing vessels the same, . . . . .	32,324.83

931,876.18

NOTE.—Duties were also paid on tonnage owned by citizens of the United States, engaged in foreign trade, not registered, . . . . .

28,219.46

Total tonnage on which duties were collected, . . . . . 960,095.64

The registered tonnage being corrected according to the mode prescribed for the government of the collectors of the several districts, as stated in the communication made by the Secretary of the Treasury to Congress, the 27th February, 1802, is considered as the true amount, as near as may be, of that description of tonnage, . . . . .

910,059.23

The enrolled and licensed tonnage is stated at the amount upon which the annual duty was collected in 1809, on that description of tonnage, as being the most correct, and may be considered nearly the true amount, . . . . .

323,839.90

The fishing vessels the same, . . . . .

32,324.83

The district tonnage of the United States, on the 31st December, 1809, is stated at . . . . .

1,266,224.06

Of the registered tonnage, amounting, as before stated, to 910,059.23, it has been ascertained that there were engaged in the whale fishery, . . . . .

3,203.83

Enrolled and licensed tonnage, also in the whale fishery, . . . . .

573.12

Amounting to . . . . . 3,777.00

It appears by the collectors' abstracts, that 91,397.55 tons new vessels were built in the year 1809, whereof 72,219.92 tons were registered, and 19,177.58 were enrolled.

I have the honor to be, with the greatest respect, sir, your most obedient humble servant,

JOSEPH NOURSE, *Register.*

The Hon. ALBERT GALLATIN, *Secretary of the Treasury.*

Abstract of the Tonnage of the Shipping of the several Districts of the United States, on the last day of December, 1809.

DISTRICTS.	Registered.		Enrolled and Licensed.		Licensed under 20 tons.		Aggregate Tonnage of each District.	Proportions of the Enrolled and Licensed Tonnage employed in the		
	Permanent.	Temporary.	Permanent.	Temporary.	Coasting Trade.	Cod Fishery.		Coasting Trade.	Whale Fishery.	Cod Fishery.
	Tons. 95ths.	Tons. 95ths.	Tons. 95ths.	Tons. 95ths.	Tons. 95ths.	Tons. 95ths.		Tons. 95ths.	Tons. 95ths.	Tons. 95ths.
Portsmouth, <i>New Hampshire</i> ,	22,524.68	485.74	4,066.75	203.50	117.23	321.61	27,719.67	3,066.61	-	1,203.64
Newburyport, <i>Massachusetts</i> ,	29,571.54	1,884.34	4,820.00	67.74	32.92	197.66	36,574.35	2,999.18	-	1,888.56
Gloucester,	4,523.77	131.25	3,776.93	249.31	389.57	2,467.16	11,538.14	2,434.50	-	1,591.74
Salem,	35,109.16	1,091.	7,336.10	-	-	-	43,537.01	6,682.56	-	653.49
Ipswich,	416.49	-	814.71	43.23	46.84	144.35	441.61	441.61	-	416.33
Marblehead,	10,186.75	243.46	11,155.13	204.86	201.74	-	21,992.09	6,931.23	-	4,428.76
Boston,	85,563.10	23,360.08	17,879.68	5,281.21	442.50	730.61	133,257.38	20,049.04	-	3,111.85
Plymouth,	11,877.42	286.10	8,494.06	150.36	15.03	123.85	20,946.87	5,734.42	-	2,910.00
Barnstable,	1,965.70	-	14,668.39	227.34	357.31	287.90	17,506.74	10,065.93	-	4,829.75
Nantucket,	12,302.87	179.04	4,500.66	276.94	76.02	-	17,335.63	4,505.32	74.48	197.80
Edgartown,	208.07	335.25	481.30	32.66	65.15	-	1,122.48	455.01	-	59.00
New Bedford,	19,172.21	433.47	7,243.54	94.74	82.09	-	27,026.15	7,255.67	-	82.61
Dighton,	2,072.65	110.51	4,663.04	26.32	89.92	-	6,962.54	4,689.36	-	-
York,	1,485.12	197.14	1,451.83	70.50	144.81	125.66	3,475.21	1,377.06	-	145.32
Kennebunk,	7,666.73	-	506.14	-	-	142.04	8,314.91	472.61	-	33.48
Biddeford, <i>Saco</i> ,	4,552.68	280.06	1,364.73	-	-	52.41	6,249.93	1,258.65	-	106.08
Portland,	19,362.45	2,008.33	9,253.91	124.93	442.29	815.41	32,007.47	8,941.36	-	437.53
Bath,	15,868.32	2,892.59	3,879.69	57.72	115.28	219.31	23,033.06	3,788.48	-	148.93
Wiscasset,	12,976.02	957.47	2,935.67	-	68.15	735.42	17,672.78	2,759.31	-	176.36
Waldoborough,	5,380.30	637.85	10,467.07	-	139.78	824.24	17,449.34	10,301.88	-	165.14
Penobscot,	6,225.24	399.39	8,169.16	-	376.39	617.14	15,787.37	7,847.02	-	322.14
Frenchman's Bay,	909.43	459.68	2,404.81	-	434.33	146.85	4,355.25	2,197.13	-	207.68
Machias,	704.78	55.23	1,298.00	100.17	75.00	63.37	2,296.60	1,176.57	-	221.55
Passamaquoddy,*	334.65	310.74	945.48	237.29	164.15	-	1,992.41	961.28	-	221.49
Vermont,	476.11	-	-	-	-	-	476.11	-	-	-
Newport, <i>Rhode Island</i> ,	8,064.11	1,564.93	3,893.40	157.88	256.87	-	13,937.34	3,661.71	216.59	172.93
Bristol,	5,920.24	466.33	1,443.15	-	65.59	-	7,895.36	1,443.15	-	-
Providence,	12,115.64	272.20	3,160.92	-	38.66	-	15,587.52	3,160.92	-	-
New London, <i>Connecticut</i> ,	4,295.32	1,191.45	5,932.24	-	299.75	326.37	12,045.23	3,983.41	282.00	1,666.78
Middletown,	8,387.77	256.04	5,991.46	-	680.94	-	15,316.31	5,955.87	-	35.54
New Haven,	6,624.44	203.34	3,957.23	99.84	316.23	-	11,201.18	3,751.06	-	306.06
Fairfield,	348.00	-	5,741.31	46.00	136.06	-	6,271.36	5,787.31	-	-
Lake Champlain, <i>New York</i> ,	105.04	-	-	-	-	-	105.04	-	-	-
Hudson,	1,189.15	334.94	1,995.58	-	106.15	-	3,625.87	1,995.58	-	-
New York,	144,532.93	20,950.70	74,361.54	-	3,693.62	-	243,538.89	74,361.54	-	-
Sage Harbor,	2,185.86	236.57	2,263.87	-	178.81	35.17	4,900.43	1,895.44	-	368.43
Perth Amboy, <i>New Jersey</i> ,	2,657.37	12,580.78	7,120.58	-	656.59	-	23,015.42	7,120.58	-	-
Little Egg Harbor,	-	-	1,489.61	-	51.54	-	1,541.20	1,489.61	-	-
Burlington, †	-	-	1,337.51	26.22	228.92	-	1,592.70	1,363.73	-	-
Bridgetown,	336.82	31.60	9,232.36	85.87	1,612.78	-	11,289.58	9,318.28	-	-
Great Egg Harbor,	-	-	3,976.54	-	-	-	3,976.54	3,976.54	-	-
Philadelphia, <i>Pennsylvania</i> ,	94,898.90	11,622.75	12,099.18	1,398.31	1,424.03	-	121,443.27	13,497.49	-	-

ABSTRACT—Continued.

DISTRICTS.	Registered.		Enrolled and Licensed.		Licensed under 20 tons.		Aggregate Tonnage of each District.	Proportions of the Enrolled and Licensed Tonnage employed in the		
	Permanent.	Temporary.	Permanent.	Temporary.	Coasting Trade.	Cod Fishery.		Coasting Trade.	Whale Fishery.	Cod Fishery.
	Tons. 95ths.	Tons. 95ths.	Tons. 95ths.	Tons. 95ths.	Tons. 95ths.	Tons. 95ths.	Tons. 95ths.	Tons. 95ths.	Tons. 95ths.	Tons. 95ths.
Presque Isle, - - - - -	100.20	-	-	-	-	-	100.20	-	-	-
Wilmington, <i>Delaware</i> , - - - - -	700.33	761.50	6,320.65	51.29	634.02	-	8,467.84	6,371.94	-	-
Baltimore, <i>Maryland</i> , - - - - -	76,447.45	9,537.02	14,308.26	-	2,141.43	-	102,434.21	14,308.26	-	-
Chester, - - - - -	-	-	1,795.11	-	106.43	-	1,901.54	1,795.11	-	-
Oxford, - - - - -	604.59	233.73	10,328.65	-	1,763.37	-	12,930.44	10,328.65	-	-
Vienna, - - - - -	784.05	57.06	9,793.55	-	1,846.20	-	12,480.86	9,793.55	-	-
Havre de Grace, - - - - -	53.21	-	1,680.72	-	115.88	-	1,849.86	1,680.72	-	-
Snow Hill, - - - - -	432.07	-	4,724.42	-	780.44	-	5,936.93	4,724.42	-	-
Annapolis, - - - - -	-	39.27	1,750.78	-	436.61	-	2,226.71	1,750.78	-	-
Nottingham, - - - - -	-	-	1,486.06	-	48.58	-	1,534.64	1,486.06	-	-
Nanjemoy, - - - - -	-	-	1,847.94	-	250.64	-	2,098.63	1,847.94	-	-
Georgetown, <i>Columbia</i> , - - - - -	1,074.15	270.67	1,963.41	-	468.91	-	3,777.24	1,963.41	-	-
Alexandria, - - - - -	4,323.55	1,313.94	3,040.46	121.40	738.00	-	10,037.45	3,161.86	-	-
Hampton, <i>Virginia</i> , - - - - -	-	-	507.32	-	240.29	-	747.61	507.32	-	-
Norfolk, - - - - -	19,659.50	9,792.50	7,071.13	1,936.02	2,481.37	-	40,940.57	9,007.15	-	-
Petersburgh, - - - - -	2,029.12	598.25	2,731.55	231.12	382.71	-	5,972.80	2,962.67	-	-
Richmond, - - - - -	1,214.14	933.39	3,008.73	468.85	40.63	-	5,665.84	3,477.63	-	-
York Town, - - - - -	-	-	3,299.94	36.87	296.27	-	3,633.18	3,336.86	-	-
East River, - - - - -	536.15	386.56	1,401.17	-	169.49	-	2,493.42	1,401.17	-	-
Tappahannock, - - - - -	458.74	373.38	3,801.40	446.81	766.18	-	5,846.61	4,248.26	-	-
Yeocomico, - - - - -	-	-	1,256.19	-	430.44	-	1,686.63	1,256.19	-	-
Dumfries, - - - - -	655.19	-	1,033.14	21.00	299.61	-	1,353.75	1,054.14	-	-
Folly Landing, - - - - -	62.17	-	1,141.60	-	1,317.69	-	3,114.53	1,141.60	-	-
Cherrystone, - - - - -	2,772.85	2,136.31	659.20	94.73	541.62	-	1,262.39	659.20	-	-
Wilmington, <i>North Carolina</i> , - - - - -	3,750.53	723.07	497.44	-	160.69	-	5,662.17	592.22	-	-
Newbern, - - - - -	4,228.25	723.65	1,768.94	-	269.17	-	6,511.76	1,768.94	-	-
Washington, - - - - -	3,317.68	1,339.26	1,548.46	419.50	511.02	-	7,430.93	1,968.01	-	-
Edenton, - - - - -	2,116.11	1,061.25	3,592.61	51.57	908.69	-	9,209.91	3,644.23	-	-
Camden, - - - - -	397.88	145.88	2,136.15	-	806.59	-	6,120.15	2,136.15	-	-
Beaufort, - - - - -	35,857.48	6,818.26	297.21	-	306.35	-	1,147.42	297.21	-	-
Charleston, <i>South Carolina</i> , - - - - -	4,231.26	5,169.16	7,279.02	764.56	100.34	-	50,819.71	8,043.58	-	-
Savannah, <i>Georgia</i> , - - - - -	111.70	-	1,123.60	1,793.67	12.48	-	12,330.27	2,917.32	-	-
Brunswick, - - - - -	364.41	1,066.25	247.67	80.80	87.47	-	527.74	328.52	-	-
St. Mary's, - - - - -	238.38	210.24	33.80	58.09	11.69	-	1,534.34	91.89	-	-
Plymouth, <i>North Carolina</i> , - - - - -	8,227.77	1,578.09	234.13	-	8.05	-	690.80	234.13	-	-
Mississippi, - - - - -	-	-	1,842.42	215.29	558.31	-	12,421.93	2,057.71	-	-
Total, - - - - -	778,338.24	131,720.94	382,127.84	16,055.51	33,661.75	8,376.93	1,350,281.41	371,500.56	573.12	26,109.67

\* Fourth quarter 1808, being the last return.

† Fourth quarter 1808, being the last return.

*Recapitulation of the Tonnage of the United States for 1809.*

## REGISTERED TONNAGE.

Tons. 95ths.

The registered vessels which were employed in foreign trade, and the amount of registered tonnage of the United States, at the close of the year 1809, was . . . . . (a) 910,059.23

## ENROLLED AND LICENSED TONNAGE.

Tons. 95ths.

The enrolled vessels employed in the coasting trade, at the close of the year 1809, amounted to . . . . . 371,500.56  
 The licensed vessels, under 20 tons, employed in ditto, amounted to . . . . . 33,661.75  
 405,162.31

## FISHING VESSELS.

The enrolled vessels licensed for the whale fishery amounted to . . . . . 573.12  
 Ditto ditto for the cod ditto ditto . . . . . 26,109.67  
 The licensed vessels under 20 tons for do. ditto ditto . . . . . 8,376.93  
 35,059.77  
 1,350,281.41

(a) The total amount of registered tonnage employed other than in the whale fishery, during the year 1809, was . . . . . 906,855.35  
 The amount employed in the whale fishery, . . . . . 3,203.83  
 910,059.23

TREASURY DEPARTMENT, *Register's Office*, December 31, 1810.

I do hereby certify that the foregoing statement is a true extract made from the quarterly abstracts of tonnage rendered by the collectors of the several districts of the United States, for 1809.

JOSEPH NOURSE, *Register*.

11th CONGRESS.]

No. 156.

[3d SESSION.

## RELIEF OF DESTITUTE SEAMEN IN FOREIGN PORTS.

COMMUNICATED TO THE HOUSE OF REPRESENTATIVES, JANUARY 14, 1811.

TREASURY DEPARTMENT, *January 11, 1811.*

SIR:

I have the honor, in pursuance of the resolution of the House of Representatives of the 21st December, 1810, to transmit a statement of the moneys paid to the consuls of the United States for the purpose of constituting a fund for the relief of destitute American seamen in foreign ports.

I have the honor to be, very respectfully, sir, your obedient servant,

ALBERT GALLATIN.

The Honorable the SPEAKER of the House of Representatives.

TREASURY DEPARTMENT, *Auditor's Office*, January 10, 1811.

SIR:

In obedience to the resolution of the House of Representatives of the 21st ultimo, which you were pleased to refer to me, I now do myself the honor to submit a statement of moneys collected by the consuls and agents of the United States in foreign ports, as a fund for the relief of destitute American seamen. Owing to the informality of some of the accounts, I am not sure that the result is exactly what it ought to be; but it is as nearly so as the materials I possess enable me to make it.

I have the honor to be, with great respect, sir, your obedient servant,

R. HARRISON.

The Hon. ALBERT GALLATIN, *Secretary of the Treasury.*

Statement showing the amount of Moneys received by the Consuls and Agents of the United States, from the Masters or Commanders of American vessels, as a fund for the relief of destitute American Seamen in Foreign Ports, in pursuance of the third section of the act supplementary to the act concerning Consuls and Vice Consuls, passed the 28th of February, 1803.

Names of Ports or Places.	Names of the Consuls or Agents.	For what period of time accounts have been rendered.	Amount acknowledged to have been received.	Amount charged as disbursed.	Balance stated to be due to the United States.	Balance claimed as being due from the United States.	REMARKS.
London, - -	George W. Erving, -	Collected by him as consul, from April, 1803, to May 12, 1805, -	1,609 53	-	-	-	Includes \$660 39, collected at Liverpool. Including expenditures at Liverpool, Bristol, Cowes, and Falmouth, to the 31st December, 1804. Account closed by payments by the bankers in London.
	Ditto, - -	Expended by him, as agent, for same period, -	-	10,572 37	-	-	
London, - -	William Lyman, -	From August, 1805, to Dec. 31, 1806, -	718 66	-	-	-	Accounts incomplete.
	Ditto, - -	“ Oct. 1806, to March 31, 1807, -	-	1,838 91	-	-	
Cowes, - -	Thomas Auldjo, -	“ March 12 to July 1, 1810, -	57 00	39 44	17 56	-	Paid by Mr. Lyman, in London.
Liverpool, - -	James Maury, -	“ Jan. 1, 1805, to June 30, 1810, -	2,432 22	443 38	1,988 84	-	
Bristol, - -	Elias Vanderhorst, -	“ July 1, 1805, to June 30, 1809, -	172 00	193 74	-	21 74	
Cork, - -	John Church, -	“ June 12, 1805, to Dec. 31, 1808, -	484 69	12 01	472 68	-	
Gibraltar, - -	John Gavino, -	“ July 1, 1805, to July 31, 1808, -	365 00	1,025 63	-	660 63	
Fayal, - -	John B. Dabney, -	“ May, 1809, to October 1, 1810, -	4,597 00	1,548 77	3,048 23	-	
Havana, - -	Vincent Gray, -	“ July 15, 1802, to Dec. 31, 1804, -	1,544 00	587 21	956 79	-	
Havana, - -	Henry Hill, -	“ June 10, 1805, to Dec. 31, 1806, -	2,348 48	1,384 24	964 24	-	
Havana, - -	James Anderson, -	“ May 25, 1807, to Dec. 31, 1809, -	536 00	625 62	-	92 62	
Antwerp, - -	Jacob Ridgway, -	“ May 15, 1804, to Dec. 31, 1808, -	1,094 70	1,098 96	-	4 26	
Bremen, - -	Fred. J. Wickelhausen, -	“ Jan. 1, 1804, to Dec. 31, 1807, -	2,026 00	1,750 64	275 36	-	Account settled at the treasury, and balance paid. Account settled at the treasury, and a balance of \$77 07 found due from him.
Marseilles, - -	Stephen Cathalan, -	“ July, 1803, to June 30, 1809, -	769 00	4,005 11	-	3,236 11	Paid in France by Mr. Armstrong.
Lisbon, - -	William Jarvis, -	“ July, 1803, to Dec. 31, 1808, -	6,844 24	5,344 15	1,500 09	-	Paid the Treasurer \$365 12, the remainder, being \$624 97, claimed as being due from the Department of State.
Copenhagen, - -	H. R. Saabye, -	“ Jan. 1, 1803, to Dec. 31, 1808, -	492 26	736 06	-	243 80	Moneys were received by him at Paris, and on settlement of accounts at treasury, a balance of \$113 86 was found due by him.
Havre, - -	John Mitchell, -	For the year 1804, -	50 00	51 71	-	1 71	Paid the Treasurer November 18, 1806.
St. Thomas, - -	John T. Brown, -	From April 1, 1804, to April 30, 1806, -	3,825 45	3,751 89	73 56	-	Accounts settled and paid at the treasury.
St. Thomas, - -	James M'Greggar, -	“ Jan. 1, 1803, to June 30, 1810, -	591 00	788 65	-	197 65	Account incomplete. Paid into the treasury \$80, the 31st December, 1806.
Cape of Good Hope, - -	John Elmslie, -	“ Jan. 1, 1804, to June 30, 1806, -	1,634 53	2,973 72	-	575 45	Accounts settled, and balance paid at the treasury.
Bordeaux, - -	William Lee, -	“ Aug. 20, 1803, to Dec. 31, 1808, -	4,424 50	7,842 67	-	3,418 17	Accounts settled at the treasury to the 18th Mar. 1808.
Nantes, - -	Wm. D. Patterson, -	“ Jan. 1, 1805, to June 30, 1809, -	716 79	767 10	-	50 31	
Amsterdam, - -	Sylvanus Bourne, -	“ Aug. 3, 1802, to Dec. 31, 1809, -	3,436 29	10,129 02	-	976 48	
Barcelona, - -	John Leonard, -	“ Oct. 15, 1803, to Dec. 31, 1805, -	88 00	33 18	54 82	-	
Malaga, - -	Wm. Kirkpatrick, -	“ Jan. 1, 1804, to June 30, 1807, -	215 00	-	215 00	-	
Curracoa, - -	Philip Depeyster, -	“ July 22, 1806, to April 30, 1807, -	171 00	78 92	92 08	-	
St. Petersburg, - -	Levi H. Harris, -	“ Jan. 1, 1806, to Dec. 31, 1809, -	105 00	221 12	-	116 12	
Trieste, - -	William Riggan, -	“ Jan. 1, to June 30, 1807, -	215 46	197 35	18 11	-	
Martinique, - -	Archibald M. Cocke, -	“ April 23, 1808, to Jan. 7, 1809, -	508 00	62 00	446 00	-	
Leghorn, - -	Thomas Appleton, -	“ Jan. 1, 1805, to Dec. 31, 1807, -	839 00	640 70	198 30	-	
Cherbourg, - -	T. Chanterlyne, (fils.) -	“ July, 1805, to April 10, 1808, -	209 00	33 54	175 46	-	Balance paid over to Isaac Cox Barnet.
			43,119 80	58,780 81			

The foregoing statement embraces the accounts of such consuls or agents only as appear to have made collections under the law. Other accounts, to a considerable amount, have been received at the Department of State, where they are, for the present, retained. But as these relate exclusively to expenditures incurred principally in the ports of France, Denmark, and Naples, it is not thought necessary to bring them here into view.

Auditor's Office, Jan. 10, 1811.

R. HARRISON.

11th CONGRESS.]

No. 157.

[3d Session.]

## SURVEY OF THE COASTS OF THE UNITED STATES.

COMMUNICATED TO THE SENATE, FEBRUARY 4, 1811.

*To the Senate of the United States:*

I transmit to the Senate a report of the Secretary of the Treasury, complying with their resolution of December 20th, 1810.

JAMES MADISON.

*February 4th, 1811.*TREASURY DEPARTMENT, *February 1st, 1811.*

SIR:

I have the honor to enclose a copy of the correspondence which has taken place, through this department, respecting the execution of the act to provide for surveying the coasts of the United States.

It will thereby appear, that, after the preliminary information had been collected, and a plan had been adopted by the President, its execution has been suspended on account of the situation of the foreign relations of the United States.

In conformity with your directions, it has been ascertained that Mr. Hassler, who had been designated to proceed to England, in order to have the necessary instruments executed under his immediate care, and who is now professor of mathematics at Schenectady, is still ready to perform that service.

I have the honor to be, very respectfully, sir, your obedient servant,

ALBERT GALLATIN.

The PRESIDENT of the United States.

TREASURY DEPARTMENT, *March 25th, 1807.*

SIR:

The President of the United States being authorized, by an act of last session, to cause the whole of the coast of the said States, together with the adjacent shoals and soundings, to be surveyed, it is his intention that the work should be executed with as much correctness as can be obtained, within a reasonable time; and he has directed me to apply to you, requesting that you would have the goodness to suggest the outlines of such a plan as may, in your opinion, unite correctness and practicability.

As each nautical survey of the shoals and soundings presupposes a knowledge of the position of certain points on the coast, it seems to me that the work should consist of three distinct parts, viz: 1st. The ascertainment, by a series of astronomical observations, of the true position of a few remarkable points on the coast; and some of the light houses placed on the principal capes, or at the entrance of the principal harbors, appear to be the most eligible places for that purpose, as being objects particularly interesting to navigators, visible at a great distance, and generally erected on the spots on which similar buildings will be continued, so long as navigation exists. 2dly. A trigonometrical survey of the coast between those points of which the position shall have been astronomically ascertained: in the execution of which survey, the position of every distinguishable permanent object should be carefully designated, and temporary beacons be erected, at proper distances, on those parts of the coast on which such objects are rarely found. 3dly. A nautical survey of the shoals and soundings off the coast, of which the trigonometrical survey of the coast itself, and the ascertained position of the light houses, and other distinguishable objects, would be the basis; and which would, therefore, depend but little on any astronomical observations made on board the vessels employed on that part of the work.

But this is submitted to your consideration, not for the purpose of pointing out any one plan in preference to another, but only in order to show the view which we have taken of the subject, and the degree of accuracy which we are desirous of attaining. I will only add, that the greatest practical difficulties which have heretofore occurred, relate to what I call the nautical survey; and on that part of the subject the following inquiries have arisen: Can a correct survey be taken with one vessel alone? Can angles be taken with sufficient correctness from on board a vessel, so as to ascertain its position in relation to three visible objects on shore? Or is it necessary that the vessel's position, at the time of taking any particular sounding, should be ascertained by observers on shore? And many other, which an examination of the subject will naturally suggest to you.

Permit me also to ask, whether you know any person whom you might recommend as capable of acting in the different parts of the work.

I have the honor to be, &c.

ALBERT GALLATIN.

ROBERT PATTERSON, Esq.

*Director of the Mint, Philadelphia.*

ANDREW ELLICOTT, Esq.

*Secretary of the Land Office of Pennsylvania, Lancaster.*

MR. — HASSLER, Philadelphia,

*sent under cover to John Vaughan, Esq. Philadelphia, with request to deliver it.*

JOHN GARNETT, Esq.

*Near New Brunswick, New Jersey.*

ISAAC BRIGGS, Esq.

*Late surveyor, &c. Brookville, Maryland.*

Right Reverend JAMES MADISON,

*President of William and Mary's College, Williamsburgh, Virginia.*

MR. JOSHUA MOORE,

*Of the Treasury Department.*PHILADELPHIA, *March 31st, 1807.*

SIR:

I have been honored with your favor of the 25th instant, in which you are pleased to communicate to me the desire of the President that I should suggest the outlines of a plan for carrying into effect the late act of Congress for surveying, &c. the coasts of the United States, so as to unite, as much as possible, correctness and practicability.

The general plan, sir, which you have yourself suggested, appears to me the only eligible one that can be adopted, namely, 1st. To determine, astronomically, the geographical positions of a few remarkable points on the coast; and certainly, as you observed, the light houses placed on the principal capes, or at the entrance of the principal harbors, are the fittest points for this purpose. 2d. By a trigonometrical survey of the coast, to determine the position of all the other distinguishable permanent objects, and to erect temporary beacons on such other places, along the shore, as may be judged necessary. 3d. To take a nautical survey of the shoals and soundings off the coast; the situation of which to be determined from that of the objects on shore, previously ascertained.



With respect to the first object, I am of opinion that a good chronometer and sextant, (or whole circle of Borda) with a mercurial artificial horizon, are all the instruments necessary; and two or three days, provided the weather be favorable, or even *one* day, will be time sufficient to determine the latitude and longitude of any one point, with all the degree of accuracy that can be required.

The latitude may be found by taking the meridian altitude of the sun; and, for the sake of greater accuracy, of a few of the principal fixed stars that pass the meridian during the night. But, in my opinion, the *pole star* is, for this purpose, to be preferred to any other: 1st. Because its altitude, along the whole extent of our coast, may be always taken from a reflecting horizontal surface, by a common sextant, or even octant, which is not the case with many of the stars, nor, during a considerable part of the year, with the sun—the instrument, in this case, measuring the double altitude. 2d. Because the meridian altitude of the pole star, and consequently the latitude of the place, may, by an easy calculation in spherics, be found from its altitude, taken at any time of the night, assuming the latitude of the place, and hour of the night; which, for this purpose, it will be sufficient to know within one degree of the former, and five minutes of the latter. And thus, such a number of altitudes may be taken, in the course of one night, as will entirely do away every error of observation, and, by a good instrument, the latitude may, I presume, be determined, on any clear night, within ten seconds of the truth.

To find the longitude, the observer will have nothing to do but to take equal altitudes of the sun, or of any known star, when on opposite sides of the meridian; and thus, by the common problem, find the difference of time between the meridian of the place, and the prime meridian, or that to which the chronometer was set. The longitude of the place may be thus determined within a single second of time, supposing the chronometer, after making proper allowance for its *rate* of going, to point out the true time at the prime meridian. To ensure greater accuracy, two or three chronometers may be used, and then you will not only have a mean, but one of them, with a sextant and observer, may be frequently sent back to any former station, and then, by a repeated observation, its *rate* of going may be accurately ascertained.

The second object, namely, the connecting of the points, found as above by a trigonometrical survey, will, I apprehend, be the most difficult and tedious part of the whole business: for the points along the coast, whose positions are to be found, and where signals are to be placed, should be so numerous, that two of them, at least, should be visible at the same time, from some point at sea conveniently situate.

The chain of triangles should, no doubt, be carried on, when practicable, on shore; but as this will perhaps seldom be the case, provision should be made for effecting this purpose on the water. This may be done in the following manner, and that without measuring a distance on water, which could not well be done with the necessary degree of accuracy.

Suppose A, B, and C, three points on shore, at which it might be desirable to place signals: the bearing and distance of A B known, or previously determined, and the bearing and distance of C from B, required.

Let two vessels (gun boats, for instance) be anchored at two convenient stations,  $x, y$ ; from  $x$  let an observer take the bearing of A, B, or C, and measure the angles  $A x B, B x C, C x y$ ; also, from  $y$  let an observer measure the angles  $x y B, B y C$ ; these will afford sufficient data to calculate, by plane trigonometry, the bearing and length of B C, as required. These observations may be verified, or corrected, by taking the bearing of one of the points from  $y$ , and measuring the angle subtended by A B: they may be also further corrected by making similar observations, when convenient, from any, or all of the points, on shore.

In this way, a series of triangles may be carried on by water, and perhaps with little less accuracy, though with much more ease and expedition, than on land; and then the nautical part or soundings, &c. may be completed at the same time.

The third part of the business, namely, taking soundings, and finding the position of shoals, &c. though it must require much time and labor, cannot be attended with any great difficulty. The situation of any point, as  $x$ , may be very readily found, from three visible points, A, B, C, given in position, by merely measuring the two angles  $A x B, B x C$ , or from two visible points, as A and B, given in position, by taking the bearing of one of them, and measuring the angle  $A x B$ . The calculation, in both cases, is too plain to require any explanation.

To measure an angle, or to take a bearing, the magnetic compass cannot be relied on as sufficiently accurate. For this purpose, few instruments are better adapted than the sextant, or the circle of Borda, which can be used on board a vessel nearly as well as on land. The manner of measuring angles by these instruments is well known. The bearing of an object may be very accurately found, thus: The latitude of the place and error of watch being previously known, (and great accuracy in these data is not necessary) bring, by your instrument, the reflected image of the sun, or of any known star, into contact or coincidence with the object seen, by direct vision, through the horizon-glass, noting the time per watch. A set of three or four such observations may be made, at intervals of a few minutes, and a mean of the distances and times taken. You will then have given the latitude of the place, the hour of the day, and declination of the celestial body, to find its altitude and azimuth, by the resolution of an oblique spheric triangle; and from this altitude, and the angular distance of the celestial body from the object, (when corrected on account of refraction, &c.) you may, by the resolution of a right angled spheric triangle, find the difference between the azimuth of the celestial body and that of the object, and, consequently, its true bearing.

The celestial body (except it be near the pole) should not be very near the meridian, as, in that position, the change in azimuth is the quickest. If the distance of the celestial body be too great to be measured by the fore-observation, it may then be readily taken by the back-observation.

The form and composition of signals, or beacons, may be a matter worth some attention. A sphere is undoubtedly the best figure, as it will present the same appearance in all positions; and japanned copper, or tin, perhaps the best material for a distant view in the day time, especially when the sun shines. A good Argand's lamp, properly disposed, will, no doubt, be the best night signal.

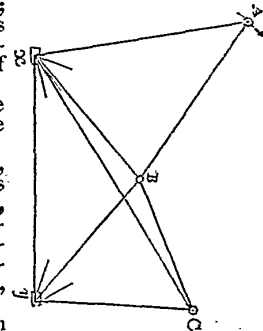
For permanent signals, as light houses, would it not be of great advantage to have *two*, placed at a proper distance from each other? For then the mariner, approaching the coast, and seeing both at the same time, might, from the knowledge of their position, by merely taking their bearings, readily determine the situation of the ship.

You are pleased to ask, whether I know of any persons whom I would recommend as capable of acting in the different parts of the work. I shall, therefore, take the liberty of recommending Mr. Hassler, whom I have already mentioned to the President, as an able astronomer and surveyor; Mr. John Garnett, of New Brunswick, New Jersey, a gentleman I believe perfectly qualified for, at least, the astronomical and trigonometrical parts of the business; Mr. Ferrer, of New York, perfectly qualified, I presume, for every part of the work, and, as an astronomer, I believe, second to no one in the United States—whether he may not still be a Spanish subject, I cannot tell; and captain Josiah, of this city, a worthy character, a gentleman of great nautical ability, and well acquainted with our coast.

I have the honor to be, sir, with sentiments of the greatest respect and esteem, your most obedient servant,

ROBERT PATTERSON

The Honorable ALBERT GALLATIN,  
Secretary of the Treasury of the United States.



PHILADELPHIA, April 8th, 1807.

SIR:

To the answer which I had the honor of transmitting to your favor of the 25th ultimo, on the subject of surveying the coast of the United States, I beg leave now to make a few additional remarks, chiefly on the comparative accuracy in finding the position of any point required, by the astronomical observation of its latitude and longitude, and by statistical or trigonometrical survey from some given station.

In order to determine this, it may be assumed as data, that, by astronomical observation, the latitude may be determined by the sextant or reflecting circle to  $10''$  of a degree, or about 1030 feet; and the longitude to  $1''$  of time, (in latitude  $40^\circ$ ) about 1100 feet, and that the error in measuring a terrestrial angle, by the same instruments, if proper attention be paid to signals, and other means of securing accuracy, will never exceed  $30''$  of a degree. Mr. Hassler assures me, from his own experience, that, with a good reflecting circle, furnished with cross telescopes, an angle may be measured within  $10''$  of the truth.

In determining the distance of two places, by the first method, the error is not likely to be much greater, or less, in one case, than in another; but, by the second method, the error will be likely to increase, in proportion to the distance. This remark will be best illustrated by an example.

Suppose two places, A and B, on the same meridian, say at the distance of 1,000 miles, (nearly equal to the whole extent of our coast) the greatest probable error in determining this, or any other arch of a meridian, by observing the latitude, will, as above, be  $10''$ , or about 1,030 feet. But, if this line be measured by a series of (say equilateral) triangles, from a base line, accurately measured, supposing the greatest probable error in measuring an angle not to exceed  $30''$ , and that these errors, in a succession of observations, will have a tendency to correct each other, then, it is obvious that the distance, thus computed, will not differ, from the true distance, more than in the proportion of the chord of  $60^\circ$  to that of  $60^\circ 0' 30''$ ; that is, 1,000,000 to 1,000,126, or about  $\frac{1}{2670}$  part, and this, in the above distance of 1,000 miles, will be no more than 660 feet.

It follows, from the above, that the geographical position of no more than one point on the coast need be determined astronomically, since that of all the other points, necessary to be noticed, may be found, more accurately, by mensuration; and, fortunately, in the present case, the latitude and longitude of a point, as conveniently situate as could be wished, have been already determined, with the most rigid accuracy—I mean a place near Lewistown, or Cape Henlopen, where the transit of Venus was observed, June 3d, 1769, by order of the American Philosophical Society. See the 1st volume of their Transactions, page 83; the latitude being  $38^\circ 46' 30''.3$ , North, and the longitude  $5^\circ 0' 34''$ , West, from the meridian of Greenwich. This, being not very far from the middle point between the two extremities of the coast, may be considered as the *prime meridian*, with respect to all other points on the coast.

The survey might, then, commence at any place on the coast, where a good base-line could be accurately measured, either directly, or by triangles, and carried on by water, as described in my former letter, always taking bearings and measuring angles, both on shore and on board the vessels, and also measuring lines on shore, whenever it can conveniently be done: for, by these checks, greater accuracy in the result would be acquired.

If this plan should be adopted, the business can neither be very expensive, difficult, nor require a great length of time; perhaps it would not be extravagant to reckon on a progress of ten miles per day, in favorable weather, on an average. The chief qualifications necessary in the observers, will be to use the instruments with facility, and this may certainly be acquired, by any person of moderate capacity, in the course of a few days. All the calculations for determining positions may be made, most conveniently, from the notes, carefully set down and judiciously arranged, after the survey is completed.

I have the honor to be, &amp;c.

ROBERT PATTERSON.

The Honorable ALBERT GALLATIN,  
Secretary of the Treasury of the United States.

LANCASTER, 17th April, 1807.

SIR:

An accurate survey of the coast of the United States is a national object of immense importance, and will require great attention and accuracy.

You are certainly correct with regard to the manner of dividing the business. The basis of the work must be the latitudes and longitudes of the principal points on our coast; they must, therefore, be determined with the utmost accuracy, and those points must be connected by an actual survey, if possible; but, when that cannot be done, recourse must be had to one or more triangles, as the case may be; but this will require considerable address, and excellent instruments, because a very small error in the angles will, in many cases, have a considerable effect on the work. On this subject, Mr. Cagnoli, an ingenious astronomer and mathematician of Italy, has lately published a very valuable essay.

The angles cannot be taken, with sufficient accuracy, on board a vessel; the position of the vessel employed in taking the soundings must be determined by two persons on the shore; but this extreme accuracy may be dispensed with, except about shoals, head lands, and capes. In taking the soundings about shoals, it is absolutely necessary to have regard to the state of the tides, and this can only be done by persons on shore. The soundings should be numerous over shoals, because it sometimes happens that they furnish excellent harbors, and become places of safety, rather than of danger, when perfectly understood; and those small harbors, with their windings, can only be discovered by a great number of soundings. Of this, we have a remarkable example among the Dry Tortugas, in the Gulf of Mexico.

As the latitudes and longitudes of the principal points on our coast must form the basis of the work, it will be necessary that they be determined with the utmost precision, and the longitudes corrected and checked by corresponding observations made at some of the observatories in Europe, or by the errors of the tables, as determined about the same time, from the observations made at those observatories. For this part of the business, I know of no man, in this country, as competent as Mr. Dunbar, of Natchez, neither do I know one other to whom I would entrust it, were I President of the United States. But Mr. Dunbar being no *quack*, and in easy circumstances, I do not expect he would undertake it, unless it was made an object worth his attention.

The best maritime survey ever made in America (and which ought to serve as a model) is that of Mr. Gauld's, of the Florida reef and keys—a copy of which I handed to the Navy Department, in the year 1801. The analysis is wanting, which I think I could supply from Mr. Gauld's notes and my own. A copy of this survey, with the analysis, ought to be in the hands of every navigator who sails into the Gulf of Mexico, between the island of Cuba and Cape Florida.

Your letter being of considerable national importance, and on a subject to which every citizen ought to contribute his mite, I would pay you a visit at Washington, and give you my ideas verbally, much better than I can possibly do by writing, would my small salary admit of the expense.

Our hurry in the land office not being yet over, I shall take up the subject of your letter again, in a few days.

I am, &amp;c.

ANDREW ELLICOTT

ALBERT GALLATIN, Esqr. Secretary of the Treasury of the United States.

PHILADELPHIA, April 2d, 1807

SIR:

Honored with your letter of the 25th March last, I take the liberty of answering to the confidence you have been pleased to show me, and to communicate my ideas upon the best methods to be pursued in effecting the survey of the coast, as desired by the Government.

The course which you have traced in your letter for this work is very just, and contains its true principles. Permit me merely to extend them, in applying some considerations more in detail.

To effect this survey with the greatest possible exactness, the course to be pursued would be the following:

To measure upon the whole extent of the coast, with a "cercle repetiteur à deux lunettes," of one foot diameter, (or, for want of that, with an English theodolite of at least the same diameter, and capable of multiplying angles) a chain of triangles, the sides of which should be of about sixty or one hundred thousand feet, and established upon bases measured with the known means of exactness.

All the astronomical observations and deductions which circumstances may require, or which may be necessary, ought to be made in the course of the work, at convenient points, as well for determining the latitude and longitude of those points, as the azimuths of the sides of the triangles; making use, principally, of the sun and polar star for the two last objects, and of momentary signals (*ex. gr.* rockets, or the discharge of fire-arms) made at an intermediate point, between two observers. At the same time, as many secondary points and even simple directions ought to be ascertained as can be effected without impeding the principal design. This measure, as you have observed, would fix the situations of light houses, towns, villages, and other principal points on the coast, and with a sufficient number of signals erected at suitable points, would serve for the continuation of the surveys in detail.

The results might be laid down, according to the differences of the meridians and parallels, upon large paper, divided into plats as convenience might require, and accompanied with a table of longitudes, latitudes, distances, and azimuths.

It would be advantageous that there should always be together two observers, and a skilful person in addition, to make signals &c.; of these one must have the direction, in order to avoid the delays that might arise from a difference of opinion respecting the operations. The same observation will apply as to the formation of a central point for all the works, under a man who, to mathematical science, shall unite a knowledge of the geography of the country. Under him would be made the calculations, and the reduction of the measurements at large, the distribution, verification and collection, of all the details of the work.

The journals ought to be kept with such clearness, that the observers, after their return, might give them to other persons conversant with this business, to make up from them the results. They ought to be in folio, and the opposite of each page of observations devoted entirely to remarks, designs, descriptions of stations, plans of operations, even notices of the weather, &c.

A good method of making signals is very important, in order to attain a clear and certain view, and consequently exactness in the observation, and without a waste of time. I would propose to make use of triangular equilateral pyramids, of from ten to thirty feet in height, (according to the place where they are to be used) of a proportionate base, composed of three posts fixed in the earth, uniting at the top, from which a strong pole should proceed, bearing a ball of one foot diameter, composed of potter's clay, and covered with a good yellow varnish, or any other substance forming a point of reflection; or it might be composed of a globe of one and a half or two feet diameter, formed of barrel hoops, covered with white or black cloth, according as the projection, in relation to the observer, falls upon the surface of the earth, in the sky, or in the water. For night signals, large Argand lamps, with wicks of six inches or more in diameter, according to the distance, should be fixed upon these stations.

In low grounds or marshes, elevated signals will be indispensable. In the centre of the pyramid may be placed an apparatus easily transported, on which to support the instrument and the observers separately. In this way observations may be taken firmly enough, even in swampy situations, especially if the "cercle repetiteur à deux lunettes" is used.

In woods, the signals may be erected upon some point a little more elevated, or connected with the highest trees. They may be so constructed that an observer can mount upon them to take angles with a reflecting instrument, supposing that their measure cannot be obtained by that of the other angles of the triangle, with the great instrument.

The persons charged with the surveys in detail, to whom the plats and tables above mentioned are distributed, should take these given points as bases, from whence to fill up their respective portions of survey, as fully as may be desired, either with small theodolites, the "planchette," sextant, compass, &c. according as local circumstances or the means they may have within their reach will permit.

The soundings may be taken by a small vessel (a pilot boat for instance) with an observer on board, following and assisting the surveyor tracing the coast. There ought to be two shallops in company, for the accommodation of the observers, to serve in case of signals, &c. The vessel stopping every time that its direction is changed, or when a remarkable sounding is taken, the observer on board should measure, with a sextant, the angle between the station of the observer on the shore (to whom he might make a signal) and some other convenient point. At the same time the angle between the vessel and some determinate point might be observed from the shore. The course of the vessel thus laid down, independently of the observations of the log and compass, which might, nevertheless, be made, would determine the currents, if there were any, by their difference. The nautical survey might, thereby, be either disregarded, or, in case of need, where that upon the coast could not be made, might be substituted in its stead, as convenience should require, always grounding it, however, upon the latter. It would be proper that the surveyors should be assisted by a pilot, or by some other person acquainted with the coast, who should point out to them remarkable objects, names of places, &c.

In these surveys, the problem of the three points, of which you have made mention, might often be applied; but, being liable to uncertainty (from a trifling error in the observation, otherwise of no consequence) when the point to be found approaches near the (periphery of the) circle which passes through the three points given, and in which case it becomes indeterminate, it can be given as a general instruction to be pursued. The observer ought, before trusting to it, to see, by laying down his situation, if it will answer.

The place of an observer may also be determined, under given latitudes, by a single line, the length and direction of which with the meridian, is given by the measurement of an angle at the point sought, and of an azimuth.

The determinations of the azimuth ought also to be made in these details, by observations of the sun and of the pole star; and not taken by the compass, which will serve only for the least important. It would be advantageous for the surveyors employed upon these details to form for their use a lesson of various problems, which should show in what cases the application of one or the other is favorable or not, with the best methods of making the observations, calculations, constructions, &c.—the whole adapted to the method of survey which shall be followed; perhaps even tables might be joined to it.

Such a system of operation, being susceptible of every degree of exactness that can be desired (in great triangles to <sup>1</sup>/<sub>100000</sub> and carrying with it its own proof) would give results applicable to every purpose, and would allow a bold course of execution in the surveys in detail, by the frequent occasions afforded for verifying the work. Without these, this part of the business always runs into a much greater length than is apprehended at the outset. The nearer the system adopted may approach to one like this, the greater exactness will it give, and the more useful will be its results.

If such a plan of operation is considered as too extensive, under local circumstances, the following might be substituted for it. Instead of the triangular measurement abovementioned, resort might be had to the fixing of points of latitude and longitude, by means of chronometers and sextants, or "cercles à reflexion," which ought, in this case, to be of the first quality, and the chronometers always two together. A series of points and signals, systematically placed and distributed, to serve for the purposes of the survey in detail, ought in that way to be determined, as in the preceding method, by triangles. Observations of azimuths, even of measured lines, and triangles taken by "instruments à reflexion," should be added to them whenever the occasion might offer, as well for multiplying determinate points, and facilitating thereby the surveys in detail, as to verify the astronomical observations, one by the

other, mutually. At convenient points, or at those of greatest importance, it would be necessary, by multiplying and varying the observations, to supply the place of the conjunction of a measurement of triangles with the astronomical observations above mentioned.

To supply the defect arising from the impossibility of observing the double meridian altitude of the sun in summer, it will be necessary to make use of stars well ascertained, and, above all, of the pole star.

This method, though not susceptible of all the exactness of the preceding, is, however, free from the defect of an accumulation of errors; because the determinations are independent of one another. (Latitudes may be ascertained within at least ten seconds of a degree, and longitudes within at least two seconds of time.) Its inconvenience is, that it does not give, with the same facility and precision, determinations of the extent of distances, to serve for the surveys in detail—a disadvantage proportioned to the largeness of the scale on which they are desired to be laid down; wherefore, for maritime uses alone, of little consequence.

What has been above said respecting the verification of differences of longitude, by momentary or fixed signals, respecting the journals, the number of persons necessary, is absolutely the same for this method. The surveys in detail might be made in the same manner as in the preceding system, by disposing in a proper manner for this use, the different measurements and additional determinations mentioned.

The details of the surveys may be effected by extending this last method to them, and alternately even to a nautical survey. But then, that nothing should be omitted, it would be necessary to make all the calculations consecutively after the observations. The advantage would be lost of verifying them, and of drawing proofs from subsequent observations. The same persons employed in making the most essential determinations would also be charged with the smallest details, or would depend upon them in their progress; being compelled to direct, or to prepare and furnish the work of the surveyors in detail. Thence a systematical progress would no longer exist.

The expense of one and the other of the two methods here proposed, may be considered as the same; what one costs in instruments for measuring angles, and in transportations upon land, the other will cost in chronometers, hire of vessels &c.

The consumption of time is decided, 1st. By the season, as it may be more or less favorable to astronomical observations, which are more necessary in the chronometrical survey than in that by the triangles, which may often be measured when astronomical observations cannot be made. 2d. By the degree of exactness required in the measurement of the triangles, which will take more time the more scrupulous the observers are required to be. 3d. By the greater or less number of obstructions local circumstances may oppose to one or other method.

The different nature of the coasts, and the number of different objects to be surveyed, on the exterior of the coast, (as islands, bays, &c.) may perhaps render preferable, for one part of the work, a survey agreeably to the first method; and, for another, the chronometrical or even a nautical survey. To judge competently of this, local information is necessary, which, at present, I am not possessed of.

Excuse, sir, the details and the length into which I have gone; but new yet in this country, I have been able to speak of principles only, and to discuss, not to determine. An acquaintance with the particular views which may enter into consideration, the means both as to scientific knowledge, instruments, and persons who can be commanded, as well as the particular obstacles which may occur, are wanting to me: from thence depends the decision, as to the preference to be given to one or the other described plan of operations, which are, in my opinion, the most exact and the most consonant to the general views of the Government.

To express myself with greater facility, I have taken the liberty of writing, through preference, in French.

I have the honor to be, &c.

F. R. HASSLER.

*Ideas of Mr. Joseph Soachin de Ferrer, of New York, relative to the survey of the coasts of the United States, communicated to, and translated by, John Vaughan, of Philadelphia, and by him communicated to the Secretary of the Treasury.*

Since I received your favor of 13th April, enclosing a copy of Mr. Gallatin's letter to Mr. Hassler, I have been reflecting upon the subject of it, with a view of replying to it in the best manner I was able.

The plan which strikes me as most proper includes three classes of operations:

1. To fix thirty principal points for the whole extent of the coast, as nearly equidistant as they can conveniently be, giving a preference to light houses, principal capes, &c.

2. To connect the intermediate parts with the stations.

3. To fix the soundings and shoals which may be out of sight of the coast.

Before I go into any further detail, it will be proper to mention the instruments that will be necessary for the purpose.

A repeating circle, with two telescopes, or, in lieu of it, a quadrant.

Two theodolites to measure horizontal and vertical angles.

Two chronometers, of superior quality.

One pocket chronometer, of the second class.

Two azimuth compasses; a chain to measure bases.

A meridian portable telescope.

Two circles of reflection, on pedestals, with their artificial horizons of mercury, or, if they cannot be had, two sextants with artificial horizons, &c.

The first operation should be to establish the principal stations. For this purpose a vessel of about one hundred tons should be provided, on board of which the above mentioned instruments should be placed. The rate of going of the chronometers should be ascertained by corresponding altitudes observed on shore, using there the pocket chronometer, and comparing this with the others which should remain on board until all the stations are ascertained. If the vessel was at any great distance, in order to avoid any error or change in the small chronometer in the passage on board, pistols may, by flashing, serve as signals. The most convenient station for the principal observations appears to me to be Philadelphia, where it will be easy, by observing, three or four times, corresponding altitudes at the observatory of the American Philosophical Society, to determine the deviation of the meridian telescope, and ascertain the rate of going of the chronometers by the passage of the sun and stars over the meridian. When the absolute state and rate of going of the chronometers are thoroughly known, the vessel should be directed to anchor in the neighborhood of the light house at Cape Henlopen; and the two circles of reflection, and the small chronometer, should be taken to the foot of the light house, in order to observe the latitude, and corresponding altitudes to refer to those on board by means of signals—that is, to compare the small chronometer with those on board the vessel. As soon as those observations are finished, which should not take more than one day, if the weather is favorable, the vessel should be removed to another station. Barnegat, for instance, is an intermediate point between Cape Henlopen and New York: the latitude there must be observed on shore with the two circles of reflection, as also the absolute and corresponding altitudes, to ascertain the difference of meridian between the two stations, using the same precautions as to the comparison of the small chronometer with those on board the vessel. From this station, they must proceed to Sandy Hook, to make similar observations, and from thence to the light house at the East end of Long island, and so on the whole length of the coast. It is indispensable to examine the rate of going of the chronometers, once at least every eight days, to avoid the errors which would result from even small irregularities of the chronometers; this may be done by comparing the corresponding altitudes which have been taken in the intervals of five or six days. From what has been said above, the exactness of the difference of meridian depends upon the expedition with which they pass from one station to another, and it is for this reason that those who are employed to fix the stations should not be then detained to complete the detail of the other operations. If this plan is

carefully pursued, I think I can safely affirm that the greatest error in latitude will be 10" to 15" of a degree, and of longitude 2" in time. If the circumstances of this method are examined, it will be found that there is no accumulation of errors. It may be further remarked that the longitude of Philadelphia, New York, and Cambridge, relative to the European observatories, are determined with considerable accuracy, and afford so many points of comparison.

Although the principal object of the first operation is to establish the *stations* without loss of time, this will not prevent the making of other observations, at the same time, or in the intervals of time, as circumstances may permit. For example, at each of the stations they may take the bearings of every point in sight, determining the azimuths by the distances of the sun, trying them also by azimuth compasses, to be certain that no error has been committed; and this second proof will serve to ascertain the declination of the needle between the different stations. Whilst the vessel goes from one station to another, (which should be as near the shore as possible) they may mark the principal points on the coast, determine or fix the soundings by course and distance, observe the latitudes and longitude at sea, if circumstances permit, in order to correct the determined points by estimations, and lastly, to form a comparison with the distances of the stations.

The *second class of operations* consists in connecting the other points of the coast, shoals, and soundings, with the *stations*; the determination of these points, whenever the situation will permit it, should be by triangles, which is certainly the most exact method, or, if this cannot be done, by observations, courses, distances, &c. The situation of the shoals which are at the entrance, or in the neighborhood of the ports, require, without doubt, very particular attention. The following method appears to be most secure:

Let a boat, with a pilot on board, be despatched to the shoal, the position of which is wanted to be ascertained, provided with a lead, and blank sheet of paper to mark down the soundings, &c. and also with a flag. The moment the pilot sounds, he stops his boat and hoists his flag. Two observers on shore, placed at a convenient distance from each other, and each fixing a theodolite, and also provided with flags, and the moment they perceive the signal given from the boat, they will observe the angles to the boat, and, when they have finished, will hoist the signal. The pilot will annex No. 1 to this sounding, stating the depth, quality of the bottom, &c.; those on shore will also put No. 1. against the angles observed, and they will, in this manner, continue the soundings.

The *third class of operations* will be to ascertain the banks, breakers, shoals, soundings, &c. out of sight of the coast. As this operation is attended with some danger, it may be proper or necessary to employ two vessels; in this case, one chronometer and circle of reflection may be placed in each vessel. They will carry on their operations in sight of each other, observing the latitudes and the longitude by absolute altitudes of the sun. The rest may be supplied by courses and distances, taking the precaution to correct the errors, whether arising from currents or other causes, by the comparison of the latitude and longitude observed. It happens frequently that, independent of the latitude which may be observed at noon, they may also observe the meridian altitude of the moon, or some large star or planet, in the twilights of morning or evening. The multiplicity of these observations will conduce much to the correctly ascertaining the positions. In this last class of observations, chronometers are indispensable, as, without them it would be impossible, with safety to navigators, to fix those points which are out of sight of the coast.

In the plan which I have laid down, it will be remarked that the principal operations depend upon the observations of latitude, and chronometrical determinations, which method admits of much more exactness than the common purposes of navigation require, and, therefore, appears to differ but little from that indicated by Mr. Gallatin. It has appeared to me that, to depend upon fixing the stations *solely* by a continued series of triangles, would be attended with considerable difficulties, on account of the particular flatness of the coast, and frequent interruption of swamps and woods.

PHILADELPHIA, April 25, 1807.

NEW BRUNSWICK, April 1st, 1807.

SIR:

Highly sensible of the honor done me, I should be extremely gratified to be able to contribute any information that might assist the object of your letter; and as the most material is the knowledge of a person capable of any part of it, I lose no time to mention the name of a gentleman, "Mr. Hassler," who was introduced to me by Mr. Robert Patterson, Vice President of the Philosophical Society of Philadelphia, not only as a man of science, but who has been engaged in making a very extensive survey, either in Germany or Switzerland. He has brought with him a collection of the best instruments, and has the best library of scientific works that I have met with in this country. He has lately been applied to by the corporation of New York to make a survey of that island, and I think came to America as an agent for some emigrants from Switzerland, during the late troubles there; he interested me much for that extreme modesty and diffidence of manner which men of real science generally possess, and I feel convinced that, on inquiry at Philadelphia, through Mr. Patterson, he would be found a valuable acquisition for any part of such an undertaking, and glad of the employment.

Respecting the different parts of the plan, I can only now present such ideas as immediately occur, but I shall be always happy to communicate whatever may hereafter strike me as any way useful, or to give every assistance in my power to the object.

The relative longitudes of the different points on the coast may be observed very expeditiously, and to great accuracy, by well adjusted pendulum clocks and sky rockets, or sudden explosions of light by night, at known instants of time; or by a good chronometer, conveyed by water to the different points—a mean being taken of different observations, going and returning, with the same chronometer.

After the different positions and beacons shall have been fixed, I do not think the nautical survey of the shoals and soundings, off the coast, will be attended with any difficulty; but two vessels, acting together as objects, one to the other, and taking the angles of *two* objects at a good distance on shore, whose positions are known, would take much less than half the time of a single vessel, requiring *three* objects on shore—the angles might be taken with very great exactness by the circular reflecting instrument, not brought into sea use, and two observers would be sufficient, so that two points of a shoal would be fixed at each station.

There is a method of conversing[\*] or on shore by marks of two poles, crossing each other at any required angle, which angle is measured by an observer, at any visible distance, by means of two wires, one fixed, the other moveable in the focus of the eye-glass of a common spy-glass, that would be found extremely useful, and might be taught in a few minutes, as the 24 letters would stand at an angle of 15 degrees from each other.

I hope my not wishing to lose any time in mentioning the name of Mr. Hassler, of Philadelphia, will excuse the haste of this letter.

I am, &c.

JOHN GARNETT.

The Honorable ALBERT GALLATIN.

NEW BRUNSWICK, April 7th, 1807.

SIR:

Having further considered the subject of the letter I have been honored with, I will first beg leave to remark, that the separate opinions of a number of gentlemen, however adequate, cannot be so correct as if they were canvassed together at a meeting for that purpose, and I would gladly contribute all in my power for so useful an object.

1st. The astronomical part for finding the different *relative* positions of a number of remarkable points on the coast, might, with great advantage, be executed by the nautical surveyors, who would, probably, be furnished with the proper instruments; such as the reflecting circular instrument, that multiplies the angle, as now improved by La Lande, Borda, &c.; an artificial horizon of quicksilver, and at least *three* good chronometers, which, as being afterwards useful in the navy, the expense would be no object. By this means the latitudes and longitudes might be taken frequently, and with great accuracy, taking the mean of the three properly rated.

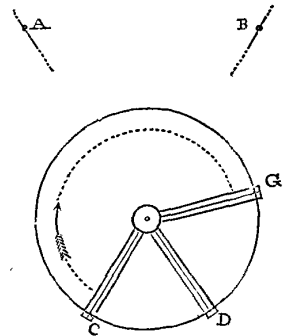
\* Omission in the copy furnished to the Senate.

2d. The trigonometrical part (which appears to me the most arduous, particularly the measurement of a base in different places on the coast.) The best information might be had from an account of the late survey on the English coast, which I brought from Mr. Mudge to the Philosophical Society of Philadelphia. The circle there used for taking horizontal angles, was three feet in diameter. But I see no reason why the late improvement of multiplying angles, in Borda's reflecting circle, might not be applied to a good theodolite, by having two moveable indices, with a telescope on each, in the following manner:

C and D are two telescopes on the moveable indices of the theodolite, measuring the angular distance of the points A and B by the arc C D; then turn the whole instrument till the point B appears through the telescope D; then move the telescope C round the dotted line to G, so that the point A appears through it, and C G will be double the required angle; this can be repeated as often as necessary, to obtain any multiple of the arc, so that the utmost accuracy is brought into the compass of a small instrument. It is easy to see how readily the telescopes are adjusted, by looking at the same object through each, when placed at the same division on the limb.

But, if the following method of nautical survey should be adopted, it will reduce the trigonometrical survey, by land, into a very narrow compass, such as the measured basis of comparison, at distant parts of the coast, to verify the nautical operation.

3d. The plan of nautical survey that I should propose, would be, to have three vessels, with three observers, each furnished with a good chronometer and reflecting circle or sextant, (the first I think preferable.) By this means the soundings of the shoals, set and drift of the tides, currents, &c. which must necessarily take the most of the time, will be sooner done. The general plan of their proceeding may be as follows, the first position being supposed determined by a base line on the shore.



C C2 C4 C6

A B A1 B3 A5

The vessel A will first move to A1, whose position is again determined by the angles at C B and A1. When all the necessary observations at this station are made, C must move to C2, B to B3, C to C4, A to A5, &c. continuing a nautical chain until their distances can be again verified by another base line on the shore. The vessel should be secured at each station by three hawsers, fixed to the signal mast, from which point the angles are taken; and as at every station the three angles will be observed, and make two right ones, there is a constant proof of the operation—the three angles and one side being always given, independent of the observations made on the shore. The angular points being always on the same level, being free from all obstruction, and every convenience constantly at hand, are great advantages over an extensive land survey; the distances can also be varied, suppose from six to ten miles, to suit the clearness of the weather; the miles to be sixty to a degree at the equator.

In case of bad weather, the triangles can be resumed, or a fresh departure taken from the last observed land objects.

The times and rise of high water, the set and drift of currents, may be taken to great advantage by the chronometers—the time of high water being deduced from equal heights of the tide an hour or two before and after high water. The days of the month of these observations should be carefully noted, for obvious reasons.

Signals may easily be contrived to convey the angle from each vessel to the others, in degrees, minutes, and seconds, or for any other object.

In addition to the name of Mr. Hassler, who, I believe, is in the neighborhood of Philadelphia, I beg leave to mention a Spanish gentleman, who was lately, and is likely at present, in New York, Mr. Ferrer, who observed with me the last solar eclipse at Kinderhook, and is an excellent practical astronomer. I imagine he may be induced to assist in that department.

These are the chief outlines that have occurred to me on the subject.

I am, &c.

JOHN GARNETT.

The Honorable ALBERT GALLATIN.

BROOKVILLE, 1st of the 5th month, 1807.

MY DEAR FRIEND:

About a week after its date, I received thy favor of March 25th, requesting my "suggestion of the outlines of a plan for surveying the coast of the United States, together with the adjacent shoals and soundings." I have delayed my answer until now, in consequence of being informed by thee that it would be sufficiently early if in time to be laid before the President immediately on his return to the city of Washington.

As a general outline of a plan, the view thou hast exhibited is so coincident with my ideas on the subject, that it has left little for me to propose, except a few details, viz: Modes for ascertaining the difference of meridians of points on the coast, and some places, such, for instance, as Philadelphia, the longitude of which has been very nicely settled, and of connecting the astronomical, trigonometrical, and nautical parts of the survey, the necessary instruments, vessels, boats, &c.

Four modes occur to me of ascertaining the relative position of two places, not in sight of each other, and having a communication by land, as well as by water; I shall mention them in the order of their susceptibility of accuracy.

1. An actual survey and measurement of the road passing from one place to the other.
2. An uninterrupted chain of triangles; the angles nicely taken, and frequent bases carefully measured.
3. Two chronometers carried over land, and compared by a connected chain of signals, such as sky-rockets, and examined at each point of comparison. Thus, suppose A, B, C, D, &c. to be eminences on the road from A



to G. One chronometer is at A, and the other at C, and carefully examined by corresponding altitudes taken at each place; a sky-rocket, containing a very brilliant star, is thrown up at B; the instant of the star's appearance is noted both at A and C. The first chronometer is then carried from A to E, and another rocket prepared at D, and so on. I know no better method than this, and the latitude by observation, for ascertaining the relative position of a shoal which is out of sight of land, provided it be not beyond double the distance at which a good rocket may be seen.

4. Two nautical chronometers, one at each place, and nicely adjusted to its meridian; then the chronometers carried by water each to the other place, and astronomically examined there; then returned by water, and again examined each where it was first adjusted. This will probably determine the difference of meridians within two or three seconds of time; each second of time in longitude is equal to about 1160 feet, on the parallel of latitude 40°. We can rely upon our latitude by observation within two or three seconds, and each second of latitude is equal to about one hundred feet.

The longitudes of Philadelphia, of Norristown, and of the light house at Cape Henlopen, with respect to Greenwich, are far better ascertained than that of any other place in America, as will appear by consulting the first volume of the American Philosophical Transactions. I will, therefore, suggest the propriety of considering Philadelphia as the point of departure and of comparison, and of ascertaining, relatively to it, the position of the city of Washington, and of some points on the coast of New York and New England.

The following instruments, &c., and persons, to be employed in the survey, will, in my opinion, be necessary to a proper degree of accuracy. Perhaps thou mayst have to send to London for some of those instruments, but enough to begin with may be gotten in Philadelphia.

2 nautical chronometers, price not to exceed \$800 each,	\$1600
1 pocket ditto,	400
2 circles of reflection, or instruments on that principle, with pedestals and artificial horizons, not to exceed \$300 each,	600
1 equatorial,	300
2 achromatic telescopes, with pedestals and rock work movements, for viewing signals, eclipses of Jupiter's satellites, occultations, &c., not to exceed \$200 each,	400
2 graphometers or good theodolites, not to exceed \$150 each,	300
An azimuth compass, a standard measure, a pentagraph, measuring chains, plating instruments, colors, lamps for signals, sky-rockets for ditto, &c. &c. &c., say	400
	<u>\$4,000</u>

Two good sea boats, I should prefer schooners, with convenient cabins, and each with a good whale boat.

*Grades and number of persons.*

- One chief astronomer, director, and superintendent of the whole.
- One second astronomer.
- Two assistants, one for each astronomer, to note time, register observations, &c.
- Two surveyors, four chain carriers, two flag bearers or signal men.
- Two pack horsemen or messengers.
- One master and five sailors for each schooner; in all 26 persons.

I come now to thy specific inquiries:

1. "Can a correct survey be taken with one vessel alone?"

*Answer.* I think not, without great inconvenience and delay.

2. "Can angles be taken, with sufficient correctness, from on board a vessel, so as to ascertain its position in relation to three visible objects on shore?"

*Answer.* I suppose, in a tolerably tranquil sea, they can. But, in all cases, the three objects on shore must not only be *visible*, but their *bearing* and *distance* with respect to each other, must be known.

I am indebted to my friend and former preceptor, Robert Patterson, for a hint, on which is founded an extensively useful formula for ascertaining, with very great precision, by means of a sextant or circle of reflection, the bearing (with respect to the *true* meridian) of any terrestrial object in view from a given point—any two of the following three things being known: latitude of the place; time of observation; altitude of the sun or a known star. This furnishes a very ready method of finding the deviation of the magnetic needle from the true meridian; and, perhaps, the best method of taking angles on board a vessel at sea.

Permit me to recommend Arthur Rider, of Baltimore, as an assistant to one of the astronomers. He is an ingenious young man, a watch and clock maker by trade, and also a mathematical instrument maker. His mechanical knowledge might, eventually, be useful to the time pieces and instruments.

In suggesting the details of this plan, I have constantly had in view the idea, that, by furnishing a complete apparatus, and allowing such liberal, definite compensations, as would ensure the services of those best qualified in point of integrity and practical knowledge, the work will probably be better, sooner, and more *economically* done.

Accept an assurance of my respectful esteem.

ALBERT GALLATIN Esq. *Secretary of the Treasury of the United States.*

ISAAC BRIGGS.

APRIL 7, 1807.

Sir:

It would afford me great pleasure could I flatter myself that it was in my power to suggest any ideas which might prove useful in carrying into effect so great a national object as the survey of the coast of the United States. The outline of the mode of proceeding which you have mentioned, is, certainly, that which the nature of the work requires, as it embraces all the principal parts of which an accurate survey of the coast must consist.

To ascertain the latitude and longitude of the most important points upon the coast, such as light houses, capes, dangerous shoals, &c. is the first requisite. This ought to be done with such care and accuracy, that no doubt as to the truth of the results should exist.

How far a trigonometrical survey of the coast is practicable, or even desirable, may be doubted; provided it be proposed to be carried on by a series of connected triangles. The general face of the coast is so low, so covered with woods, and so destitute of elevated objects, that such an operation would not only be extremely tedious, but subject to much inaccuracy. The source of accumulating errors, which such a mode opens, except in situations the most favorable as well as the difficulty of detecting in what part of the work the error is, induced me to think that the mode called *stasimetric* is, in general, the best. It is true that the operation here is trigonometrical, and, therefore, as accurate as any other of the same kind, in principle; but it has this advantage, that, as all the operations are independent of each other, an error in one part does not affect the rest of the work; it is, also, always open to detection; and, besides, whilst this mode has equal accuracy, it is much the most expeditious.

But a scientific surveyor will, necessarily, vary his mode, according to situations. If the mode adopted upon any occasion be strictly geometrical, it will be the best, provided it be the most expeditious; and of such qualities he must give the necessary proof from an examination of his work.

That part which comprehends the nautical survey, including, besides what you mention, currents and tides, will have for its basis, as you justly observe, the previous survey, viz: the ascertained position of the most remarkable points.

One vessel, with a good boat of six oars, appears to be sufficient for one set of operations.

With a sextant, made in the best manner, and a radius not less than nine inches, angles may, I have no doubt, be taken with such accuracy, on board a vessel, as to ascertain its position with respect to three objects upon shore, whose distances have been measured, especially if the vessel be at anchor.

With respect to persons qualified to undertake the work, I will beg to mention two. Mr. Blackburn, who is professor of mathematics in our college, and who is no less distinguished for his theoretical than practical knowledge of those branches of mathematical science which would be particularly required, is, I think, eminently qualified for the work. His accuracy, zeal, and industry, may be relied upon. He is willing and desirous of being engaged in it, from the 6th of July to the 1st of November. Whether he could continue longer would depend upon circumstances, within, however, the control of Government. Mr. Lambert is the other person. His facility and accuracy in astronomical calculation, together with his devotion to those subjects, will not fail to render him highly useful.

It is generally admitted that the work should be conducted by a principal and two assistants. If the coast of Virginia could be allotted to a particular set of observers, or surveyors, and my services, so far as a general superintendence, assistance in fixing the latitudes and longitudes, and a careful examination of the work, should be deemed useful by the President, I would endeavor to discharge the trust with fidelity.

This college could supply valuable instruments for the above purpose; some additional ones would, however, be wanted.

I have the honor to be &c.

J. MADISON, *Williamsburgh.*

ALBERT GALLATIN, Esq. *Secretary of the Treasury of the United States.*

WASHINGTON, *April 9, 1807.*

SIR:

I had the honor to receive your favor of the 25th ultimo, and after having given it all the attention in my power, respectfully present you with the result of my reflections. I had some years ago begun to apply my mind to the subject in contemplation, and pursued the investigation with such means of knowledge as then happened to be in my power, and with intention of adding to the stock as opportunities should offer; but circumstances arrested the pursuit. During the period which has since elapsed, many improvements must have taken place, of which I have not been apprised, in the construction of appropriate instruments, and in the modes of calculation and of observation, as well as many discoveries and experimental facts. The accounts of these not being in my view, I fear that I shall not be able to answer according to your expectations; which, however, must not deter me from offering my remarks, such as they are.

After the most mature deliberation, I do not perceive that a more eligible outline for the grand survey can be devised, than the one suggested, viz: Astronomically at the most remarkable, and in all probability the most permanent positions along the coast; trigonometrically between the first and most important positions, through intermediate and minor stations, so as to connect the whole survey along the sea board, and nautically off the coast, the trigonometrical survey on land being the connecting basis, rather than any basis derived from the nautical survey itself.

The most conspicuous and important of the highlands, capes, promontories, light-houses, &c. having been determined, the astronomers should carry on their observations at the same time that the trigonometrical and nautical surveys are going on, in order to effect the greatest possible service, by taking proper sites at both from the grand positions. Where quadrants, sextants, or reflecting circles, are the only kinds of instruments that can be procured, recourse must be had to the natural horizon for the taking of altitudes; and one of the first operations will be, to ascertain the height of the place above the level of the sea. But where instruments for taking equal altitudes, zenith sectors, mural quadrants, &c. &c. are provided, that operation could be dispensed with. A clock, or other time-piece, should be regularly compared with observed time, both for the purpose of astronomical observations, and for certain terrestrial ones; which may eventually be had recourse to. The latitude will soon be obtained to the greatest degree of precision; and for the longitude, as many sets of lunar distances, both east and west, should be taken, as can possibly be observed during the abode at the position; together with all the occultations and eclipses that might happen; all which should be duly recorded; with the respective results, and the grand conclusion from the whole.

With respect to the trigonometrical survey, many years ago I was present at the commencement of one, which was carried on under the superintendence of the astronomer royal at Greenwich and General Roy. The angles were taken with wonderful precision, by a new instrument, constructed for the occasion by Mr. Ramsden. It was a brazen circle, I think between four and five feet in diameter; a plate and description of it will be found in *Vince's Practical Astronomy*, (a book which I have lent and lost.) This survey having been ordered for purposes chiefly astronomical, the linear measurements of the grand basis, &c. were made with glass rods and levels. Every practicable precaution was used to test the accuracy of them. Amongst other things, rockets were let off at certain stations and times—the instant when they became stationary, and the instant when their stars burst forth, being I believe the instant noted from other stations with well regulated timepieces. On comparing notes, the difference of longitude was seen. But as an error of one second in time would cause another error of one quarter of a mile, several rockets fired in succession tended to procure the greatest accuracy. Rockets, like light-houses, and similar objects that can be seen at given distances, are visible in two opposite points of circles, of which themselves are in the centres; and consequently the effects will extend to stations twice as far asunder as the distinct visibility of the object to be observed can be noticed. The principle here is the same as that upon which all observations for the longitude are founded, viz: a phenomenon, observed at the same instant of absolute time from two or more places, E. and W. of each other, and noted by the times of their respective meridians. How far rockets, signals made from light-houses, balloons, telegraphs, &c. may be made useful, some by day and others by night, I have had no experience; but should any thing of the kind be proved to be sufficiently practicable, the employment of the astronomers may be restricted to determine more accurately, by more numerous celestial observations, the longitudes of fewer of the positions, and of deducing the longitudes of other positions and stations from them, with equal accuracy; to which may perhaps be added, the advantage of their having more time and greater means for testing the correctness, and for giving more aid to the trigonometrical survey. Possibly, also, some benefit may hereafter be gained, on experiment, from the letting off *fire signals*, during the night, at sea.

When the trigonometrical survey, for ascertaining the length of a degree of the meridian, was made by Clairaut, Camus, Maupertuis, and others, in 1736, the angles were observed with a quadrant of two feet radius, furnished with a micrometer; and the then superiority of that instrument justified the preference of it. But it must have subjected the observers to two inconveniences, which occasioned a consumption of time and labor: for, since a reflecting instrument always shows the actual angle between two points, as seen from a third, (though the one should be exalted in the sky, and the other low down in the valley) they were obliged to reduce all their angles to the horizon, either by taking the zenith distance of every point, *from*, or reduced *to*, that of one common point, or by terrestrial levels; and afterwards by so many separate calculations, or by the use of other means equivalent thereto. All things considered, the improved theodolite of the present day, and instruments of that kind, are, in my opinion, preferable to any reflecting instrument for taking horizontal angles. The improvements in the art of graduation have been such as to leave no room to doubt the accuracy of any instrument on that score; all are alike, so far. The newly invented reflecting circle excepted, reflecting instruments are, *ex constructione*, restricted to observe the same angle at one sight; or, should more be attempted, they are all from the same O, and upon the same arc of the limb. But the theodolite, and similar instruments, confined to no point of the circle as the O, may, after starting from it, take the same angle any number of times, to an unlimited number of revolutions of the circle itself; the mean of which will, in all probability, annihilate every species of error.

With respect to the nautical survey. On the question whether angles can be taken with sufficient accuracy on board a vessel, to ascertain her own position with respect to three visible objects on land, my impressions are on the doubtful side. If they can, one of the finest and most useful problems in the higher branches of surveying could be brought to their aid; but I believe it will still happen that the most benefit can be derived from it through observations taken from the land. In maritime surveying, besides the errors common to all observations, there are two others peculiar to itself. Separately, each may, possibly, be of less consequence; but when both shall be acting the same way, the joint effect may become of importance; I presume it will not be contended, that angles, taken with any instrument, on board a vessel at sea, can, both in taking and reading off, be ascertained with equal accuracy as upon land. If in taking the angle between herself and two objects on land, and then between one of them, herself, and the third object, seven miles distant from her, there should, through agitation, bad reading off, or any other cause, arise errors, amounting in the whole to one degree, the two extreme stations will have been observed to be about 220 yards further distant from each other than they are in fact; of course the vessel itself will be concluded to have been in another station than she really was in at the moment of observation, and the situation of the field of shoals, rocks,



soundings, &c. dependent upon that observation, will be proportionately affected. The same, or a different kind of error, may arise at the other end of her base line for the same field; and then the observations of objects in the field itself will also become incorrect in respect to their relative situations. It may sometimes be difficult to take the angles between the ship and three objects on shore at the same time; so that, if she drifts, veers, or both together, the several of the three sights may be taken from different points.

For example, a vessel at *a*, wishes to take the angles between herself and the objects *A*, *B*, *C*, on shore; but, during the taking, as she supposes, *B*, *A*, *C*, she drifts to *b*, she will observe *b* *C*, whilst she supposes that she has observed a *C*; she will then make return of the object *C*, being at *⊙* and refer its place in the horizon to *b*, instead of to *a*; the arch *ab*, exhibiting the value of the error. A strange vessel coming upon the coast, having determined her position at *D* from other objects, will discover the error in the place assigned to *C*, expressed in the arch of her horizon by *cd*. Perhaps professional men may be able to shew us, from their experience, that the nautical observations may be taken with greater accuracy than might be supposed from the continual motion of the sea. Reflecting instruments might be used, but then the levels of all the stations on land, must be ascertained. The improved azimuth compass will take angles, *ex divisione*, to five minutes; but will it always do so in fact? And, since the great point in all mathematical operations is to do away every foreseen error, or cause of error; since, also, the observation of the ship from the land may be taken by instruments *there* constantly adjusted, with a precision superior to any that can be taken from the ship; and as the astronomers and surveyors will have to remain some time at the positions and stations, to determine the astronomical places of some, and the relative places of others; the sounding vessel might be profitably employed, during such periods, in surveying between a given range of stations. At signals given by herself at the ends of bases, (or, when requisite, at any point unconnected with base lines) her position may be observed from the land; she then having nothing to do with the more distant objects, can bestow more attention upon the survey and soundings of her own field—nor need this interrupt the sights to be taken for the trigonometrical survey on land, since they can be taken *ad libitum*, and at full leisure, when the attention of the observed is not called to the offing; which, from the deliberate nature of the ship's employment, might not be very frequent.

I should presume that a correct survey off the coast could be executed in this way by one vessel and her boat. The angles between rocks, buoys placed at shoals, or near sunken rocks, and sands within the field of the ship, can be taken with sextants, since they will always be seen upon a level. And whilst her own place will be precisely settled on every necessary occasion, from the land, the objects of her own field will be settled with equal accuracy, or with the greatest accuracy under circumstances obtainable. No dependence will then need to be placed upon compass bearings, except in cases of short runs from any cause made indispensable; which, if due care shall be taken (and no doubt every requisite of the best kind will be furnished) may not materially err, since the next observation from land will find the ship itself in its true place, and enable her from the corrected base to rectify the field dependent upon her deviation. If the survey is meant to be extended far out at sea, two vessels may be necessary, if not more; and the outward one should be governed by compasses, the variation of which should be strictly ascertained, improved logs, and sights of the innermost vessel, or of light-houses, &c. as much as opportunity will permit, in order truly to connect the distant with the mean survey.

The whole of this is, however, submitted with deference to the opinions of those who have had experience, professionally or otherwise, in the respective branches treated upon.

With respect to the last query with which you have been pleased to honor me, I know not at present any persons capable of acting in the different branches of the work under contemplation, other than such as I have perceived are already known to yourself, or to the President of the United States. Some, of requisite abilities, with whom I have been acquainted, are now beyond my cognizance.

I am, &c.

Honorable A. GALLATIN.

JOSHUA J. MOORE.

PHILADELPHIA, June 29, 1807.

SIR:

From the idea which you were pleased to communicate relative to the survey of the coast, namely, to appoint one superintendent and two or more principal agents, with the necessary number of subordinate assistants, the following *general plan* appears to me to comprehend all the steps necessary for carrying the measure into effect.

1. As soon as the superintendent and principal agents shall be appointed, let them meet together, and concert both the *general plan* of operation and the particular detail of the several parts thereof, so far as circumstances may then admit. Thus the number and kind of instruments that will be wanted, and the number and qualifications of subordinate assistants, will be determined.

2. When this is done let the superintendent take measures for procuring these instruments, as soon as possible; and in order to secure harmony between the principal agents and their assistants, as well as to render the former the more responsible, let each of the principal agents have the choice of his own assistants. In this, however, as well as in all other determinations, the superintendent should, no doubt, for a like reason, have a controlling voice. But, perhaps it would be better, certainly much more economic, to employ the officers and men of the navy as assistants to the principal agents, and, for this purpose, subject them to their temporary command. No other qualifications will be necessary in these assistants except a facility in the use of the instruments; and this, as I have before observed, may certainly be acquired in the course of a few days.

3. A sufficient number of blank books, ruled in columns and properly headed, should be prepared, in which to register all the observations made by the different agents and assistants, so as to be perfectly intelligible to any other person into whose hands they may be put; and copies of these, on loose sheets, might, from time to time, be transmitted to the superintendent, as a greater security against accidents, as well as for the purpose of preparing them for future calculation.

With respect to the detail of the business, my present views differ but little from what I have already expressed.

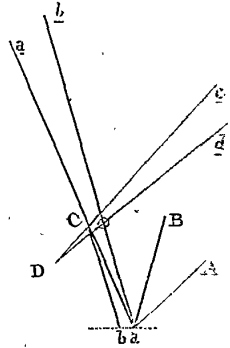
1. According to Mr. Garnett's scheme, which, for the reasons he mentions, and for other weighty reasons, ought, I think, with a slight alteration, to be adopted, each principal agent should have under his command *three* vessels, (gun boats for instance) with one or more lighter vessels, and a sufficient number of hands for rowing, sounding, &c. &c. himself on board one of them, and a good assistant observer on board each of the other two. Each observer to be furnished with a reflecting circle and a good watch.

2. If, therefore, two sets of observers should be appointed, which, I conceive, would be sufficient, there will of course be wanted six reflecting circles, six good watches, and six vessels properly manned, with two or more smaller auxiliary vessels, for the purpose of taking soundings, &c.

3. To each set of observers might be assigned a separate part of the coast, and thus the business would be carried on with greater expedition.

4. All the different parts of the business, namely, ascertaining the position of the several points on the shore where permanent signals are or should be placed, and of the shoals with their soundings, the drift of currents, time of high water, height of tides, &c. &c. should be carried on at the same time. By this means the coast need be traversed but once, and much greater accuracy, as well as expedition, would undoubtedly result.

5. I am still of opinion that, assuming the light house on Cape Henlopen, whose position is well ascertained, as a given point, the latitude and longitude of all the other principal points on the coast may be found with sufficient





The above list has been drawn up by Mr. Hassler, with the probable prices, taken from a book of rates, and from his own knowledge in actual purchases.

It is true that, if Government should be content with a *moderate* degree of accuracy, and such would, no doubt, answer all *nautical* purposes, then fewer and less expensive instruments might suffice; and, if only *one* principal agent should be employed, a duplicate set of instruments would be unnecessary, though, in this case, a longer time would be required to accomplish the business, and no other part of the expense, except in the purchase of instruments, would be saved.

But, sir, ought not Government to be possessed of such instruments? Occasions must, no doubt, frequently occur, in which they may be wanted; nor should the difference between the prices of good instruments, and those of inferior quality, be regarded.

Most of the above instruments would, no doubt, be best furnished by the London artists; but, in case of any impediment to a purchase there, Paris, or some other part of Europe, could doubtless furnish the supply. But, wherever the purchase is made, some skillful person should be employed to examine the instruments before they are shipped off; and see that they are conformable to contract.

I have the honor to be, &c.

ROBERT PATTERSON.

The Honorable ALBERT GALLATIN,  
*Secretary of the Treasury of the United States.*

11th CONGRESS.]

No. 158.

[3d SESSION.

SURVEY OF THE COAST OF LOUISIANA.

COMMUNICATED TO THE SENATE, FEBRUARY 4, 1811.

TREASURY DEPARTMENT, *February 2d*, 1811.

SIR:

I have the honor, in obedience to the resolution of the Senate, of 20th December, 1810, to transmit copies of the instructions given for carrying into effect the 13th section of the act of 21st April, 1806, and of the report of the survey, so far as the same was executed; and also a chart of the entrance and passes of the rivers or bayous Teche and Atchafalaya. Detailed surveys of the navigation of the river Teche, as far as it is navigable for sea vessels, have been also executed, and the plats deposited in this office.

It is believed that the part of the survey which has been completed is the most important of that coast, and that it has been well executed. But the work consumed much more time, and a greater portion of the appropriation, than had been apprehended: for which reason, the remainder has not been surveyed.

In addition to the surveys above mentioned, the bayou on which the Balize stands was also examined, and the most proper island for the erection of a light house at the entrance of the Mississippi has been selected.

I have the honor to be, with great respect, sir, your obedient servant,

ALBERT GALLATIN.

The Honorable the PRESIDENT of the Senate.

TREASURY DEPARTMENT, *May 15*, 1806.

SIR:

Congress having directed that a survey of the coast of the territory of Orleans, from the mouth of the Mississippi westward, should be made, you are hereby appointed to execute the same; and if you accept the appointment, will be pleased to proceed to New Orleans as early as possible. The collector of that port has been directed to place the revenue cutter at your disposal, and she will carry you, accordingly, to such places as you may direct, and remain with you whilst you are executing the work.

The principal objects contemplated, are, 1st, a survey of the sea coast itself—not executed trigonometrically, which would consume more time, and be more expensive, than is intended—but showing its several bearings, bays, and inlets, and rectified by such common astronomical observations as you can conveniently make; 2dly, The soundings of the shoals, which are understood to line the whole coast, showing the passes through them, particularly those leading to inlets, bayous, bays, and harbors, susceptible of affording shelter to vessels, and noting with precision the depth of water, at low water and at common and full tides, on the most shallow places of such passes, and of the bars which may obstruct the entrance of such inlets, bayous, or harbors. 3dly, The situation, sounding, and survey, of the rivers, bayous, bays, and harbors: of these, the most important are the passes of the Mississippi itself; the bayous which afford a communication between the vicinity of New Orleans and the sea, so as to afford means of landing, without entering the Mississippi; observing, however, that the entrance of such bayous into the sea, and as high up the same as the tide or salt water extends, is alone included within the scope of your survey; the river Teche, to which your attention is most particularly called; Vermillion bay; and the bay or harbor formed by the mouth of the Sabine river. The river Teche is thus mentioned, because it is understood to afford the greatest depth of water of any harbor near, and west of the western extremity of the swamp, or Delta, of the Mississippi.

The precise situation of the mouth of that river, a survey of the river itself, as high up as Nova Iberia, and its communication with the Chafalaya, or western branch of the Mississippi, are objects, the knowledge of which are most immediately wanted. I would, therefore, recommend that you should proceed at once there, in the revenue cutter; survey, from thence, the coast, as far as the mouth of Sabine river, which is considered, for the present, as the western extremity of the survey you are to make; and, on your return, survey the coast from the Teche to the Mississippi. 4thly, A survey of the islands along the coast, noting the situation and bearings of all; but, more particularly, those which are sufficiently elevated to be inhabited, or which form a harbor for sea vessels. The island of Belle Isle must be particularly examined. 5thly, The places in which the erection of light houses, beacons, or floating buoys, would be useful, connected with the bearings of distinguishable objects on the coast or islands, and with any other observations tending to render the navigation safer and more easy. And, as the erection of a light house, at the mouth of the Mississippi, is already authorized by law, you will be pleased to examine the island which has been designated as the best site for that purpose, to ascertain whether any other situation may not be preferable, and the quality of the soil on which it must be erected. For this purpose, Mr. Latrobe has been requested to procure the usual bearing instruments, which he will deliver you, it being necessary to ascertain whether a sufficient solid foundation is naturally afforded, or can be obtained by piling, for the support of a stone or

brick building. It will also be useful to collect information respecting the several materials, stone, brick, lime, and timber, which may be conveniently procured, and their price, as well as that of labor. But, in relation to that subject, generally, I beg leave to refer you, for more particular instructions, to Mr. Latrobe, who has already been consulted by this Department, and has preserved copies of the drawings and other communications made on that occasion. 6thly. The part of the coast and islands which are timbered, must, as far as practicable, be distinguished; and those which are sufficiently elevated to be inhabited, be also distinguished from the swamps, or mere sand bars. Your compensation is fixed at six dollars a day, including your personal expenses, to be computed from the day you arrive in New Orleans, and to continue whilst employed on the service; but not longer than one hundred and eighty days, unless you shall receive other instructions; and for this you may draw, from time to time, as the same becomes due, on the Secretary of the Treasury, in favor of the Collector of New Orleans, who will purchase your bills. You will, in addition thereto, be entitled to one hundred and fifty dollars, which Mr. Latrobe will advance you, in full for your passage and expenses going to New Orleans; and you will receive a similar sum on your return, for your return passage to the Atlantic States. Mr. Latrobe has also been requested to purchase, and deliver to you, the necessary instruments, which you will bring, on your return, unless otherwise instructed.

You are also authorized to employ, occasionally, such pilots; or assistants, as may be absolutely necessary; employing, however, as far as possible, the hands on board the revenue cutter, as that will create no additional expense. For that purpose, and also for defraying the expenses of stationary, and other necessary contingencies, a credit of fifteen hundred dollars (in addition to that for your compensation) is opened to you with the Collector of New Orleans, and you may draw, in his favor, on the Secretary of the Treasury, for that amount, or any part thereof, but only as the same may be wanted. As you will be charged with the amount of such drafts, you must keep an account of all the disbursements, taking duplicate receipts for each, as such receipts will be necessary vouchers in the settlement of your accounts. It is presumed that a servant, or assistant, to carry instruments, and other services must be permanently employed; but, I have particularly to recommend strict economy in all the expenses, as the appropriation is limited, and the work must be executed out of it. Should you, however, find the credit above mentioned insufficient, you will be pleased to write to me, stating the objects for which a greater sum is wanted.

A copy of a Spanish chart of the coast, published at Madrid by authority, is now preparing, and will be transmitted, in about a week, to Mr. Latrobe, for your use. The Collector of New Orleans will also give you a copy of a survey of the Chafalaya, from the Mississippi to its entrance into the sea, executed under the superintendance of Mr. Briggs, surveyor general of the Orleans and Mississippi territories. And I presume that you will be able to collect some other charts, or sketches, at New Orleans.

I have the honor to be, sir, your most obedient servant,

ALBERT GALLATIN.

Mr. LEWIS DUMAIN, care of Mr. Latrobe, Philadelphia.

TREASURY DEPARTMENT, May 16, 1806.

SIR:

An act of Congress, passed during the last session, having directed a survey to be made of the coast of the territory of Orleans, from the mouth of the Mississippi westward, Mr. Lewis Dumain has been appointed a commissioner to carry the same into effect; and I have to request that, on his application, you will place the revenue cutter under your superintendance at his entire disposal, directing the master to transport him to such part of the said coast, as he may think proper, and generally to follow his directions, and give him all possible assistance, in the execution of the above mentioned survey.

You will also be pleased to deliver to Mr. Dumain, the survey of the Chafalaya, which Mr. Briggs has been directed to forward to you, and to furnish him with such other charts, sketches, and information, in relation to that part of the coast intended to be surveyed, as can be obtained.

I have given Mr. Dumain a credit with you for fifteen hundred dollars, to enable him to defray the expenses incident to the work; and I will thank you, on his application, to purchase his bills on the Secretary of the Treasury, to that amount, observing to charge the same in your weekly return, as a remittance to the Treasurer, and to transmit the bills, after endorsing them over to the Treasurer, to my office.

You may, in like manner, purchase Mr. Dumain's bills for his compensation as the same shall become due. It is fixed at six dollars a day, from the time he shall arrive at New Orleans, and to continue whilst he remains engaged in that work, not exceeding, however, one hundred and eighty days in the whole.

I shall just add, that I count fully on your affording Mr. Dumain all the assistance in your power, towards enabling him to execute the survey in question with all possible accuracy and despatch.

I am, respectfully, sir, your obedient servant,

ALBERT GALLATIN.

WM. BROWN, Esq. Collector, New Orleans.

WASHINGTON, July 20, 1807.

SIR:

I do myself the honor to transmit to you the result of my operations on the coast of Louisiana. I regret, infinitely, that I have it not in my power to give you a detailed knowledge of that part of the sea coast which I was ordered to survey; but, being limited to a period of six months, for my whole work, I hardly had time to take a general view of that very intricate and dangerous coast, and to begin my operations, by completing a survey of the pass of the Chafalaya, and of the bayou Teche, before it was expired, and I was obliged to return. What I have done will give you some idea of the patience, perseverance, and labor, which will be required to complete this undertaking, and also prove that it will be a work of no short time.

I left Philadelphia July 30, 1806, and, after a tedious passage, arrived in New Orleans on the 12th of September following: I immediately applied, according to your instructions, to the Collector of the port, for the revenue cutter that was to carry me on my survey. The cutter was in the river, but did not get up to town until several days afterwards; and having suffered a little in her sails and rigging, on the dreadful night of the hurricane, (the night of the 14th September) she was necessarily detained some time to repair, as well as to engage hands—a very difficult matter in New Orleans. We did not leave the city before the 12th of October, and arrived at the Balize on the 14th. I examined and surveyed some islands at the mouth of the Mississippi, on one of which it was intended to build a light house. I also examined the foundation near the block house, and found it better than on the island; but, nevertheless, the island seemed to me a situation very far superior, for a number of reasons, which I explained in the first report I had the honor to transmit to you, and to which I have nothing more to add.\* I left the Balize on the 22d of October, proceeded to the westward, and arrived on the 25th in sight of Belle Isle, the place where I was to begin my survey. The shoals and oyster banks extending out to sea between four and five leagues, and leaving only a very narrow and intricate channel, render the entrance of the Chafalaya very difficult and dangerous; and although the captain had been here once before, we were three days getting in, and we ran ashore several times. I have taken accurate soundings at this place, and find that it would be impossible to bring in more than seven feet

\* This report, which has been so far acted upon as to make a selection of the proper site for a light house, has been mislaid. The drafts are at the Treasury, and the report stated that the soil was clay, and no water found after boring to the depth of forty-five feet. No contract has yet been obtained for building the light house.

of water, and not always as much. On account of all these difficulties, and the bad weather, it was impossible for me to begin my survey before the 31st of October.

I entered on my operations at the mouth of a bayou to the westward of Belle Isle, which, by every account, is the best pass of the Chafalaya, into which last river the Teche empties itself. From the mouth of this bayou, upwards to the Chafalaya, I never found less than one and a half fathoms of water, and sometimes as much as nine and ten. In the navigation of this bayou there is no difficulty to encounter but its narrowness and the sudden turns, which make it almost impossible to sail up unless the wind should favor you very much. I would always advise vessels bound up the Teche, to go up the main branch of the Chafalaya, which falls into the sea in the same bay, about five leagues to the eastward of Belle Isle. The narrowness of this bayou, the impossibility of landing, on account of the marshes, and, a little higher up, towards the Chafalaya, the trees hanging over the water almost half way across the bayou, rendered its survey very tedious, and the progress very slow.

About one and a half leagues above the place where this bayou (which is called the Little Wax bayou) branches out of the Chafalaya, are found the first plantations. The Chafalaya, here, is a most beautiful river, about three-fourths of a mile wide, and having from twelve to twenty-four fathoms of water in the channels: the tide is felt here very strongly; and when the wind has been, for some length of time, from the southward and eastward, the water rises as much as four feet; but the greatest flood in the Mississippi never raises it more than three feet. This information I had from one Samuel Rice, who lives on an island of his own name, and the first plantation on this river. Below this there is nothing but marsh to be found, but here the land is about six feet above the level of the water at low water, and is never overflowed. It is covered with the most beautiful timber, principally live oaks and green oaks, of various species. The land is excellent, and would produce sugar canes and cotton very well; but the inhabitants here are too poor to attempt any thing of this kind: they are satisfied in raising a little corn and sweet potatoes; sometimes a few sugar canes to make rum, and a little cotton for their own use. They are great hunters, and game being in great plenty, they live in a great measure by hunting.

About three leagues above the Wax bayou, the river branches out into three different directions. The first, that opens to the westward, is, by some, called the Teche; by others, it is considered only as a branch of the Chafalaya, into which the Teche empties itself, about three leagues higher up: the second branch runs more to the northward, and may be called the northwest branch: the third is a very short bayou, which communicates between the great lake and the river. There is through this lake a water communication with the Mississippi, and this is the route which is generally followed to go and come from New Orleans, with light canoes or pirogues. I surveyed the western branch about three or four leagues up; that is, as far as where the Teche empties itself into it. The Teche thence runs to the westward, and the branch to the northward, and, by means of a canal, joins the Mississippi. It is the best, and I believe the only way for those large barges that carry on the trade of this part of the Attakapas to go to New Orleans. The Teche is a very narrow bayou, and its navigation is tedious; but  $1\frac{1}{2}$  fathoms of water can be carried up at all times as high as New Iberia, but not higher, on account of the number of large trees, (or planters, as they are called) which obstruct the navigation, and render it navigable only for small pirogues. The land on this bayou is very good. Both sides of the bayou are lined with trees, almost all the way up; but behind this kind of hedge, which is very narrow except in a few places, the country presents extensive prairies, adorned with a number of small groves, entirely unconnected, and which are called, by the inhabitants, islands of wood. These prairies are never overflowed, and are excellent land, producing every thing in great perfection. The planters devote themselves entirely to the culture of cotton, as the most profitable for people who have but a small number of slaves; however, some of the richest planters have made successful attempts to raise sugar; and, at Madame St. Marc's, a few miles above New Iberia, I have seen as good and as fine sugar as any in the neighborhood of New Orleans. Their riches, however, if they could find a market, would be their cattle: the number they raise on every plantation is almost incredible. Did they know how to cure and salt their beef, which they might easily do in the winter season, they might open a very profitable branch of trade with the West Indies. New Iberia is a very trifling settlement, and certainly does not deserve the name of town. The Spaniards fixed upon this spot to build a town, as being the head of the navigation of the Teche. The Government expended about \$180,000 on that spot; and, at one time, collected between twenty-five and thirty families, who lived in huts. They did not remain long together, but dispersed; and there is not now a single vestige of that town to be seen. The small number of houses that constitute the present town were built a little lower down the bayou than the former. It is impossible for me to say any thing of the advantages of this situation, being entirely unacquainted with the upper country. The most considerable settlement, I believe, in the whole country, is about three leagues further up the country than New Iberia, and consists of about fifty houses, built round the parish church.

Having carefully surveyed the bayou, as far as New Iberia, on the 6th of January I left that place for the mouth of the Chafalaya, where I intended to begin the survey of the coast, by running westward towards Belle Isle and Vermillion bay. We had head winds and bad weather, and did not get down before the 16th. I immediately began my operations, and surveyed part of the coast; but, to take the soundings, and to find the pass through the shoals and oyster banks, took up a long time. The intricacy of the pass, and the extent of the shoals, on which the least breeze raises such a sea that it is impossible to take a bearing from a boat, or even to obtain correct soundings, is such, that, in spite of all my exertions, I found it impossible to go further, than the Point aux Chevreuils, the easternmost point of the Vermillion bay, before the six months, to which I was limited, expired.

Belle Isle is one of the most remarkable objects on this coast: it is not an island, according to the general sense of the word, but only an island of high woodland, in the midst of very extensive marshes. The approach to the only landing place on the island is difficult, being through a very narrow and crooked bayou, but with a great depth of water. In the vast and uniform level of marsh and water, which fatigues the eye, on this coast, it is truly surprising to see an island rise about 150 feet above the marshes, covered with the most beautiful trees. They are principally live oak and green oaks. Some of the former I have measured, and found to be from 14 to 18 feet diameter about three feet above the ground. There are the remains of the trunk of a live oak which has been burnt, which form a circle of twenty feet in diameter. The island contains between three and four hundred acres of most excellent land. There is, at the foot of the hill, on the north side, a sulphurous spring, about which pure sulphur is found in large veins, only a few inches below the surface of the ground. There are at least five or six claimants to this island, and all pretend to have grants from the crown of Spain. In the mean time, one of them; of the name of Watson, has placed a tenant on the island; but they raise nothing, living almost entirely by hunting, the island being full of wild hogs, and the marshes and small islands about the coast abounding in deer and bears.

We left Belle Isle on the 14th of February; but, on account of bad weather, and contrary winds, we were four days getting clear of the shoals; on the 19th we were compelled by bad weather to run into the bay of Barataria, about twenty leagues to the westward of the Mississippi. The bay of Barataria is the best harbor on all the coast from the Mississippi to the Sabine; ten feet of water can be carried in, and you may ride inside in six and seven fathoms in perfect safety. There is, also, a good communication, from this bay to New Orleans, for pirogues or boats, by going through several lakes and up the bayou Barataria, till you come to the race of a saw mill, up which you proceed to the mill. The boat must then be hauled through the mill by the works which bring up the saw logs. This race joins the bayou with the Mississippi, about three leagues above New Orleans; with a moderately fair wind you may go from the Bay to New Orleans in a day and a half or two days. This bay is an excellent harbor for vessels falling to leeward of the Mississippi: for, besides good shelter, water, fish, and oysters, are found in great plenty, and there are several little plantations along the coast, where cattle and poultry may easily be got. We left this bay on the 22d, and in the evening anchored outside of the bar of the southwest pass of the Mississippi; but in the night we were blown off the coast, and were three days beating against contrary winds before we could make the Balize; we remained three days more in sight of it, without being able to get in on account of the fogs and contrary winds. At last we got into the river, and arrived in New Orleans on the 8th of March. There I was disappointed in my expectation of finding new instructions. The six months were expired, and consequently my pay was stopped. To this, anxiety on account of my friends, from whom I had not heard for eight months, was added: for all my private letters were intercepted, whether transmitted to me by post, or by private hands. However, I waited three weeks more; but at the expiration of that time, having heard nothing new, I took my passage back to the Atlantic States.

In ascertaining astronomically, the latitude and longitude of prominent points, I was less successful than I had hoped to be. All the instruments procured for me were excellent, except the chronometer, on which I found I could not rely. I have, however, determined the longitude of Belle Isle, by the mean of two sets of observations of the sun and moon, to be long. W. of Greenwich, 91 deg. 24 min. 53 sec.; lat. 29 deg. 27 min. 16 sec. N. And of New Iberia, long. W. of Greenwich, 91 deg. 52 min. 00 sec.; lat. 30 deg. 00 min. 32 sec. N. The variation of the compass was 7 deg. 31 min. E. along the coast which I have surveyed.

If you have the goodness to consider, sir, that there was a month lost in New Orleans in fitting out the cutter; another month, at least, in going from New Orleans to Belle Isle, and back again; about ten days in coming down from New Iberia to the mouth of the Chafalaya; and, that I could not be actually employed in my survey more than about three months and twenty days; and if from this time all the bad days on which the weather prevented any operations are struck off, especially between the middle of January to the middle of February, which time was so remarkably cold, rough, and windy, on that coast, that the cutter generally rode with three anchors out, you will see, sir, that as much has been done as it was possible to do, against so many obstacles, and with the scanty means I had. Conscious of the exertions I made, and of the zeal I have felt, to fulfil your intentions, I doubt not that you will be satisfied with my endeavor to be, as far as laid in my power, useful to the United States.

I am, sir, with respect, your humble servant,

LEWIS DUMAIN.

P. S. The above report, and the maps attached to it, contain all that appears to me to be required by your instructions, as far as they relate to that part of my duty which it was possible for me to execute within the limits of the time allotted to me. I will however add a few remarks, which seem to me may be useful in obtaining a knowledge of that part of the territory of the United States.

The Chafalaya may be entered by two passes. That to the westward is laid down in my map; the other, to the eastward, called the pass of Point au Fer, is much more difficult of access, but leads more immediately to the main branch of the Chafalaya, and is the best when the wind favors its navigation: it was impossible for me to survey this pass, or even to lay down the Point au Fer. To give directions for entering either of these passes, is impracticable, unless they were marked by beacons. Buoys could be of little service: for, when there is any brisk wind, the trough of the sea on the flats is so deep as to bury them. It must also be generally remarked, that, at the nearest distance at which even Belle Isle can be descried, about five leagues, there is no more than two fathoms of water at the most, and at about four leagues, at the mouth of the west pass, only one and a half fathoms. My map, therefore, exhibits only a small part of a most extensive, dangerous, and intricate navigation; which can only be rendered less perilous by the erection of beacons, which should be made of high masts, painted alternately white and black.

The situation of Belle Isle, although so commanding and so conspicuous, offers no military position of any possible use, but as a means of preserving the health of the troops in the sickly season, in which respect it deserves attention; it might also be made a place of shelter and a depot of military and naval stores for the flotilla of gun-boats that would be employed to protect the coast. The Chafalaya and the bayou furnish very convenient and easy means of inland communication with New Orleans, and every other port on the Mississippi, in small boats. The inland voyage thence to New Orleans may be performed in four or five days. But a stout fort at the point at which the Teche, the Chafalaya, and the pass to the great lake, meet, connected with a fortified post at the bayou Fourche, would completely command the navigation of the Attakapas.

It appears to me to be of immense importance to the interests of the United States in that part of the Union, to possess a perfect knowledge of the whole of this inland communication, and to obtain a map of all the numerous entrances to the Mississippi between the Chafalaya and New Orleans. The Chafalaya is the last of these communications westward, as far as my information goes, but eastward are many others, all of equal but no greater difficulty of access; and an enemy, having a sufficient number of small boats, or seizing the pirogues of the country, could reach New Orleans without any notice of his approach.

There is a portage from the Teche to Vermillion bay of only four miles. By this portage the Spaniards conveyed immense quantities of bullion and specie from Vera Cruz and the coast of Mexico, in small gunboats, running within the oyster banks, islands, and shoals, and thus escaped the possibility of pursuit, or capture by an enemy. When once embarked on the Teche, an easy inland navigation conveyed the treasure to New Orleans; from whence, with a fair wind, the Havana might be reached in 24 hours. The gun-boats draw about five feet of water, and generally mounted two brass nine or six pounders.

The bottom along the whole coast consists of a soft mud and broken shells; this generally muddy bottom, from a little to the eastward of Point au Fer, is formed into innumerable crooked channels, bounded on each side by oyster banks, and these are the only channels that give access to the shore; the lead is the only means of discovering the mouths of these channels, and it not unfrequently happens that, after following one of these channels, for a mile or more, it is closed, and it is necessary to return and try another. From this alone the difficulty of a survey of this coast may be imagined.

To the Hon. ALBERT GALLATIN,  
*Secretary of the Treasury.*

[11th CONGRESS.]

No. 159.

[3d SESSION.]

### BRITISH CUSTOMS ON AMERICAN PRODUCTIONS.

COMMUNICATED TO THE HOUSE OF REPRESENTATIVES, FEBRUARY 4, 1811.

DEPARTMENT OF STATE, *January 10th, 1811.*

SIR:

In answer to your letter of the 13th ultimo, I have to inform you, as I have before intimated to you in conversation, that there are not, in this department, any documents upon which an official report can be made, for the information of the committee, in relation to your inquiries. I, however, take the liberty of sending to you the enclosed abstract of the customs which appear to have been payable upon the productions of the United States imported into England, in British built and American vessels; founded upon "Mascall's Book of Rates," published in 1803. I regret that this abstract should be as imperfect as it is, and that it should not come down to a much later period.

I have the honor to be, respectfully, sir, your obedient servant,

R. SMITH.

THOMAS NEWTON, Esq.

*Chairman of the Committee of Commerce and Manufactures.*

*A Table of Customs paid upon the Productions of the United States, imported into England in British built vessels and American vessels, founded upon "Mascall's Book of Rates," published in 1803, and sent to the Department of State by the consul of the United States at London.*

Produce of the United States, imported thence directly into Great Britain.	Duty in British built vessels.			Duty in American.		
	£	s.	d.	£	s.	d.
Arrow Root, the lb.	0	0	1	0	0	1 <sup>1</sup> / <sub>16</sub>
Ashes, pearl and pot, the cwt.	0	1	0	0	1	4
Gum, Cashew, the cwt.	0	4	2	0	4	7
Hemp, the ton wt.	0	5	0	0	5	6
Hides, buffalo, bull, cow, or ox, in the hair, not tanned, tawed, or any way dressed, the dozen,	3	12	0	3	12	7
Or pieces, &c. &c. not enumerated, for every £100 of the value,	3	12	0	3	19	2
Indigo, the cwt.	0	12	6	0	13	9
Iron, in bars, unwrought, the ton,	0	13	0	1	0	9
Pig iron, the ton,	0	4	6	0	6	6
Oil, spermaceti, or head matter, the ton,	22	1	0	24	5	1
Grain, blubber, or fish oil, the ton,	21	0	0	23	2	0
Pitch, the last of twelve barrels,	0	15	9	0	17	4
Rice, warehoused agreeably to 37 Geo. III. cap. 97, and taken out to be used in Great Britain, the cwt.	0	2	0	0	2	2
Rosin, the cwt.	0	2	0	0	2	2
Seed, hemp, the quarter of eight bushels, 100 quarters,	2	1	8	2	5	10
All other seed commonly made use of for the purpose of extracting oil therefrom, the last, of 10 quarters,	0	2	6	0	2	9
Skins and Furs, badger, bear, beaver, undressed, the 100 skins,	1	5	0	1	15	0
Calf, in the skin, not tanned, tawed, or any way dressed, the dozen skins,	0	1	2	0	2	4
Tar, the last,	0	12	0	0	13	2
Tobacco, the 100 lb. <i>Note.</i> —There is some obscurity in what relates to this article, and the comparative duties are therefore omitted.						
Wood, balks, of all sorts, under 8 inches square, the 120,	0	5	0	0	10	0
Battens and batten's ends, the 120,	0	5	0	0	15	0
Beech plank, two inches thick, the 120,	0	7	6	0	11	3
Beech boards, not exceeding 5 feet 3 inches in length, and under 8 inches square, the 120,	0	12	0	1	0	5
Oak boards, pipe, exceeding 5 feet 3 inches in length, and under 8 inches square, the 120,	1	0	0	1	9	9
Box wood, the ton,	0	5	0	0	15	0
Deals and deal ends, of all sorts, the 120,	0	12	9	2	3	1
Ebony, the ton,	0	10	0	1	0	0
Fir quarters of all sorts, under 8 inches square, the 120,	0	1	4	0	2	9
Handspikes, under 7 feet in length, the 120,	0	2	8	0	5	6
Knees of oak, under 8 inches square, the 120,	0	5	0	0	8	4
8 inches square, or upwards, the load of 50 cubic feet,	0	3	4	0	5	2
Lath wood, the fathom, (6 feet wide.)	0	3	6	0	7	2
Lignumvitæ, the ton,	0	6	8	0	12	4
Mahogany, the ton,	2	6	8	3	11	4
<i>Masts, yards, or bowsprits, viz:</i>						
6 inches in diameter, and under 8 inches, the piece,	0	2	0	0	2	2
8 inches in diameter, and under 12 inches, the piece,	0	5	0	0	5	6
12 inches in diameter or upwards, the load, quantity 50 cubic feet,	0	18	9	1	0	7
Oak plank of all sorts, the 120,	0	5	0	0	9	6
Oars, the 120,	0	12	0	1	1	2
Olive wood, the ton,	0	7	6	0	17	11
In pieces, of all sorts, under 8 inches square, the 120,	0	2	0	0	6	1
Spars of all sorts, under 6 inches diameter,	0	10	0	0	13	9
Speckled, the ton, quantity 20 cwt.	0	10	0	1	0	0
Spokes for wheels of all sorts, the 1,000,	0	3	9	0	10	0
Staves of all sorts, not exceeding 50 inches in length, the 120,	0	0	9	0	1	10
Staves of all sorts, exceeding 50 inches in length, in a British built ship, the 120,	0	1	6	0	4	3
Sweetwood, the ton,	0	10	0	1	3	2
Oak timber, 3 inches square or upwards, the load, quantity 50 cubic feet,	0	3	4	0	5	4
Of all sorts, not particularly enumerated or described, being 8 inches square or upwards, the load,	0	1	6	0	3	6
Ufers of all sorts, under 8 inches square, the 120,	0	10	0	1	0	0
Wainscot logs, 8 inches square or upwards, the load,	0	3	4	0	6	1
Masts, unmanufactured, not particularly enumerated or described, or otherwise charged with duty, for every £100 of the value,	3	12	0	5	0	0
Wool, cotton wool,	0	8	4	0	9	2

NOTE.—£12 10 per cent. must be added to the amount of the above duties, or one eighth part, by Geo. III. cap. 70, to continue during the war, and until six months after the ratification of a definitive treaty of peace.

TABLE—Continued.

Produce of the United States, imported thence directly into Great Britain.	Duty in British built vessels.			Duty in American.		
	£	s.	d.	£	s.	d.
Corn, wheat, if the district price at the port of importation shall be under 50s. per quarter, the quarter, - - - - -	1	4	3	1	6	8
If 50s. but under 54s. the 100 quarters, - - - - -	2	10	0	2	15	0
Rye, peas, and beans, if under 34s. per quarter, - - - - -	1	2	0	1	4	2
If at or above 37s. the 100 quarters, - - - - -	1	5	0	1	7	6
Barley, beer, or bigg, if under 25s. the quarter, the quarter, - - - - -	1	2	0	1	4	2
If 25s. but under 27s. the quarter, (additional the 100 quarters,) - - - - -	0	1	3	0	12	6
If at or above 27s. the quarter, (additional the 100 quarters,) - - - - -	0	0	3	0	2	6
Oats, if under 17s. the quarter, the quarter, - - - - -	0	6	7	0	7	3
* Wheat, meal, or flour, high duty, the cwt. - - - - -	0	6	6	0	7	2
First low duty, the cwt. - - - - -	0	1	6	0	1	8
Second low duty, the cwt. - - - - -	0	1	2	0	1	1
Indian corn or maize, high duty, the cwt. - - - - -	1	2	0	1	4	2
First low duty, the cwt. (additional the 100 quarters,) - - - - -	0	1	3	0	12	6
Second low duty, the cwt. (additional the 100 quarters,) - - - - -	0	0	3	0	2	6

All goods, wares, and merchandise, being the growth, production, or manufacture, of the United States of America, imported directly thence, not being particularly enumerated or described, nor charged with the additional duty in this table, as imported from thence in an American vessel, are, upon importation in a British vessel, admitted to entry, on paying the lowest duties which, by law, are required to be paid on the like articles, when so imported from any other foreign country; and when imported direct in American ships, for every £100 of the produce and amount of the above duties of customs, an additional duty of £10.

\* Duty on wheat, meal, and flour, is governed by the price of wheat; and Indian corn and maize, by barley.

11th CONGRESS.]

No. 160.

[3d SESSION.]

## IMPORTS FOR THE YEAR ENDING SEPTEMBER 30, 1809.

COMMUNICATED TO THE HOUSE OF REPRESENTATIVES, FEBRUARY 7, 1811.

TREASURY DEPARTMENT, February 6, 1811.

SIR:

In conformity with a resolution of the House of Representatives, of May 29th, 1798, I have the honor to transmit, herewith, two statements of the importation in American and foreign vessels, commencing the 1st of October, 1808, and ending the 30th of September, 1809.

I have the honor to be, very respectfully, sir, your obedient servant,

ALBERT GALLATIN.

The Honorable the SPEAKER of the House of Representatives.



A General Statement of Goods, Wares, and Merchandise, imported into the United States, in American vessels, commencing the 1st day of October, 1808, and ending on the 30th of September, 1809.

IMPORTATIONS FROM EUROPE.

107

FROM	GOODS PAYING DUTIES AD VALOREM.			ARTICLES PAYING SPECIFIC DUTIES.													
	15 per cent.	17½ per cent.	22½ per ct.	WINES.				FOREIGN SPIRITS.		Beer, Ale, & Porter.	TEAS.				Coffee.		
				Malmsey Madeira, &c.	Burgundy, Champaign &c.	Sherry, &c.	All other.	From Grain.	From other materials.		Bohea.	Souchong.	Hyson.	Other Green.			
	Dollars.			Gallons.							Pounds.						
Sweden, - - - -	119,014	128	55														
Denmark, - - - -	58,963	-	2,581														
Holland, - - - -	36,842	1,639	107	-	5	-	69	83,820	14								
England, Man, and Berwick, - - - -	8,822,076	1,602,418	35,212	2,815	184	-	4,175	466	7,945	2,037	-	-	1,079	203			9
Scotland, - - - -	485,572	30,447	261	-	-	-	908	-	-	294							
Ireland, - - - -	118,906	437	13,477														
Gibraltar, - - - -	-	-	-	-	-	938	685	-	16,249								
Hamburg, Bremen, &c. - - - -	54,114	940	3,816														
French European ports on the Atlantic, - - - -	12,879	9,037	625	-	-	-	1,289	-	326								
Spanish do. do. do. - - - -	10,771	3,787	-	-	-	309,942	16,844	-	191,683	-	-	-	-	-	-	-	2,634
Do. do. do. Mediterranean, - - - -	12,169	3,297	-	-	21	573	117,430	-	535,127								
Portugal, - - - -	24,287	34,349	115	107			87,113	-			6,946	14,575					
Fayal and other Azores, - - - -	35	8,753	5	2,136	-	-	42,582										
Italy, - - - -	9,359	3,667	3	-	-	-	321	-	278								
Malta, - - - -	30,885	3,130															
Total, - - - -	9,795,872	1,702,029	56,257	5,058	210	311,453	271,416	84,286	751,622	2,331	6,946	14,575	1,079	203			2,643

1811.]

IMPORTS FOR THE YEAR 1809.

845

IMPORTATIONS IN AMERICAN VESSELS FROM EUROPE—Continued.

FROM	ARTICLES PAYING SPECIFIC DUTIES.															
	Cocoa.	Chocolate.	SUGAR.			Almonds.	FRUITS.				Cheese.	Soap.	SPICES.			
			Brown, &c.	Clayed, &c.	All other.		Prunes and Plums.	Figs.	Muscadel Raisins.	All other Raisins.			Mace.	Nutmegs.	Cloves.	Chinese Cassia.
Pounds.																
Sweden, - - - -																
Denmark and Norway, - - - -																
Holland, - - - -										142						
England, Man, and Berwick, - - - -					69			99	3,710		9,632	20,665	168	12,856	4	8
Scotland, - - - -										104						
Ireland, - - - -																
Gibraltar, - - - -			38,045	231,696						815						
Hamburg, Bremen, &c. - - - -																
French European ports on the Atlantic, - - - -		27					101				182					
Spanish do. do. do. - - - -		40				20,693		3,419	152,977	138,733	311					
Do. do. Mediterranean, - - - -						103,386	66	5,985	124,697	358,867						
Portugal, - - - -					11	7,929		847	8,255	3,855						
Fayal and other Azores, - - - -	7,468															
Italy, - - - -						303				4,922						
Malta, - - - -																
Total, - - - -	7,468	67	38,045	231,696	80	132,311	167	10,350	289,639	507,192	10,371	20,665	168	12,856	4	8

IMPORTATIONS IN AMERICAN VESSELS FROM EUROPE—Continued.

FROM	ARTICLES PAYING SPECIFIC DUTIES.													
	Snuff.	Cotton.	Gun Powder.	Gluc.	Pewter Plates and Dishes.	IRON.			Quick-silver.	PAINTS.				Lead, and manufactures of Lead.
						Anchors & Sheet.	Slit and Hoop.	Nails and Spikes.		Ochre, Yellow, in Oil.	Ochre, Dry Yellow.	Spanish Brown.	White and Red Lead.	
	Pounds.													
Sweden, - - - -	-	-	-	-	-	-	-	230	-	-	7,307			
Denmark and Norway, - -														
Holland, - - - -														
England, Man, and Berwick, - -	-	350	25,650	-	8,039	265,385	86,649	175,577	5,788	2,243	5,549	73,511	1,455,876	405,789
Scotland, - - - -	-	-	-	1,657										
Ireland, - - - -	675	-	-	28,825										
Gibraltar, - - - -														
Hamburg, Bremen, &c. - -														
French European ports on the Atlantic, - -														
Spanish do. do. do. - -														
Do. do. do. Mediterranean, - -														
Portugal, - - - -														
Fayal and other Azores, - -														
Italy, - - - -														
Malta, - - - -									4,706					
Total, - - - -	675	350	25,650	30,482	8,039	265,385	86,649	175,807	10,494	2,243	12,856	73,511	1,455,876	405,789

IMPORTATIONS IN AMERICAN VESSELS FROM EUROPE—Continued.

FROM	ARTICLES PAYING SPECIFIC DUTIES.													Boots.	SHOES.				
	Seines.	Untarred Cordage.	Steel.	Hemp.	Twine, &c.	Glauber Salts.	Coal.	Pickled Fish, other than Salmon or Mackerel.	GLASS.						Silk.	Morocco, Kid, &c.			
									Black Quart Bot- tles.	Window.			Barrels.				Groce.	100 square feet.	Pairs.
										Not above 8 by 10.	Not above 10 by 12.	All above 10 by 12.							
Pounds.	Cwt.				Bushels.	Barrels.	Groce.	100 square feet.			Pairs.								
Sweden, - - - -	-	-	298	-	-	-	-	-	-	2,676	761	10	-	-	-				
Denmark and Norway, - - - -	-	-	-	-	-	-	-	-	-	179	23	-	-	-	-				
Holland, - - - -	-	-	-	-	-	-	-	-	3	-	-	-	-	-	-				
England, Man, and Berwick, - - - -	1,332	1,786	5,010	-	36	6	52,223	-	412	1,438	110	-	18	696	1,055				
Scotland, - - - -	-	-	-	-	-	-	17,475	1	399	472	14	396	-	-	-				
Ireland, - - - -	-	-	-	-	-	-	10,162	-	-	-	-	-	-	-	-				
Gibraltar, - - - -	-	-	-	-	-	-	-	-	-	-	-	-	-	-	-				
Hamburg, Bremen, &c. - - - -	-	-	-	-	-	-	-	-	-	91	56	53	-	4	8				
French European ports on the Atlantic, - - - -	-	-	-	-	-	-	-	-	8	-	-	-	-	85	-				
Spanish do. do. - - - -	-	-	-	-	-	-	-	-	-	-	-	-	-	7	9				
Do. do. on the Mediterranean, - - - -	-	-	-	-	-	-	-	-	2	-	-	-	-	-	-				
Portugal, - - - -	-	-	-	-	-	-	-	-	-	-	-	-	-	-	3				
Fayal and other Azores, - - - -	-	-	-	-	-	-	-	-	-	-	-	-	-	-	-				
Italy, - - - -	-	-	742	1,041	-	-	-	-	-	-	-	-	-	-	-				
Malta, - - - -	-	-	272	-	-	-	-	-	-	-	-	-	-	-	-				
Total, - - - -	1,332	1,786	6,322	1,041	36	6	79,860	1	824	4,856	964	459	18	792	1,075				

IMPORTATIONS IN AMERICAN VESSELS FROM AFRICA.

FROM	VALUE OF GOODS PAYING AD VALOREM DUTIES.			ARTICLES PAYING SPECIFIC DUTIES.														
	15 per cent.	17½ per cent.	22½ per cent.	WINES.			Foreign distilled Spirits, from other materials than grain.	TEAS.		Coffee.	Brown Sugar.	Almonds.	FRUITS.		Cloves.	Cotton.	Black Quart Bottles.	Morocco Shoes, &c.
				Malmsey Madeira, &c.	Sherry, and St. Lucar.	All Other.		Sou-chong.	Other Green.				Figs.	Muscadel Raisins.				
	Dollars.			Gallons.				Pounds.										Groce.
Bourbon and Mauritius, Teneriffe and other Canaries, Madeira, Cape de Verd Islands, Morocco and Barbary States, Africa, generally,	1,657 33 4,633 1,231 139 1,730	1,839 70 3,118 17 991 4,585	120 - 2 - - -	- - 194,538 7,058 -	- - 3,440 -	- - 180,475 15,151 1,908 -	- - 20,286 -	16 - - -	35 - - -	492,213 - 3,170 -	438,805 - -	- 1,674 314 -	- 38 518 -	- 40 140 -	106 - -	15,206 1,960 93	67	6
Total,	9,423	10,620	122	201,596	3,440	197,534	20,286	16	35	497,475	438,805	1,988	556	180	106	17,259	67	6

IMPORTATIONS FROM ASIA IN AMERICAN VESSELS.

FROM	VALUE OF GOODS PAYING DUTIES AD VALOREM.			ARTICLES PAYING SPECIFIC DUTIES.														
	15 per cent.	17½ per cent.	22½ per cent.	WINES.				FOREIGN SPIRITS.		TEAS.				Coffee.	SUGAR.			Almonds.
				Malmsey Madeira, &c.	Burgundy, Champaign, &c.	Sherry and St. Lucar.	All Other.	From Grain.	From other materials.	Bohea.	Sou-chong.	Hyson.	Other Green.		Brown.	Clayed, &c.	Candy, and all other.	
	Dollars.			Gallons.				Pounds.										
Dutch East Indies, British East Indies, Manilla, Turkey, Levant, and Egypt, Mocha, Aden, &c. China,	995 638,772 - 3,972 - 451,941	3,294 45,157 59 34,735 60 81,752	7 - 125 236	17 4,077 -	7 -	5 -	10 129 1,208 -	276 -	6 -	- -	16 -	62 -	- -	2,286,110 194,242	373,092 206,213	- -	48 62	3,333
Total,	1,095,680	165,057	368	4,094	7	5	1,347	276	6	113,232	162,028	420,879	751,281	3,012,727	671,105	9,301	347	3,333

IMPORTATIONS IN AMERICAN VESSELS FROM ASIA—Continued.

FROM	ARTICLES PAYING SPECIFIC DUTIES.																		
	FRUITS.				CANDLES.		Soap.	SPICES.					Tobacco Manufactured, other than Snuff and Cigars.	Indigo.	Cotton.	Twine, &c.	Black quart Bottles.	Cigars.	Silk Shoes.
	Currants.	Figs.	Muscadel Raisins.	All other Raisins.	Tallow	Wax, &c.		Mace.	Nutmegs	Cloves	Pepper.	Chinese Cassia.							
	Pounds.															Gwt.	Groce.	M.	Pairs.
Dutch East Indies, - - -	-	-	-	-	12	24	14	1,375	1,622	46	1,818,639	3,624	6	-	-	-	3	1	2
British East Indies, - - -	-	-	-	-	-	-	-	-	310	50	667,178	-	15	56,484	238,054	124	-	5	-
Manilla, - - - - -	-	-	-	-	-	-	-	-	-	-	-	-	-	-	-	-	-	-	-
Turkey, Levant, and Egypt, - - -	92	40,780	10,757	24,061	-	-	-	-	-	67	-	-	-	-	-	-	-	-	-
Mocha, Aden, &c. - - -	-	-	-	-	-	-	-	-	1,027	-	-	106,458	-	-	-	-	2	-	-
China, - - - - -	-	-	-	-	-	-	-	-	-	-	-	-	-	-	-	-	-	-	-
<b>Total,</b> - - - - -	92	40,780	10,757	24,061	12	24	14	1,375	2,959	163	2,485,817	110,082	21	56,484	238,054	124	5	6	2

IMPORTATIONS IN AMERICAN VESSELS FROM THE WEST INDIES, AMERICAN COLONIES, AND UNCERTAIN PORTS, &c.

FROM	GOODS PAYING DUTIES AD VALOREM.			ARTICLES PAYING SPECIFIC DUTIES.										
	15 per cent.	17½ per cent.	22½ per cent.	WINES.			FOREIGN SPIRITS, DISTILLED		Spirits distilled from domestic produce.	Molasses.	Beer, Ale, and Porter.	TEAS.		Coffee.
				Malmsey Madeira, &c.	Sherry and St. Lucar.	All other.	From Grain.	From other Materials.				Hyson.	Other Green.	
	Value in dollars.			Gallons.			Gallons.					Pounds.		Pounds.
Swedish West Indies, - - -	9,364	4,796	3	52	-	20	-	564,894	386	329,985	-	-	-	2,539,385
Danish West Indies, - - -	502	1,336	32	23	9	-	-	637,585	336	3,727	-	-	-	59,283
Dutch West Indies and American Colonies, - - -	37,805	9,297	33	132	-	-	-	176,587	-	361,730	-	-	-	75,840
British West Indies, - - -	6,910	11,692	85	173	-	120	-	1,084,096	-	368,044	37	26	-	232,531
British American Colonies, - - -	266,409	46,208	10,320	227	-	472	104	2,428	-	21,952	78	480	16	34,358
French West Indies and American Colonies, - - -	6,968	2,332	-	507	-	41	-	21,491	-	1,129,760	-	-	-	811,252
Spanish West Indies and American Colonies, - - -	115,745	36,981	216	85	-	407	-	59,388	-	1,662,687	3,506	646	86	13,622,610
Floridas, - - - - -	40,587	3,228	33	106	-	70	17	17,620	-	640	18	-	6	131,434
Honduras, Campeachy, &c. - - -	2,392	353	-	-	-	-	-	-	-	-	-	-	-	3,557
Coast of Brazil, &c. - - -	286	604	-	144	-	-	-	-	-	1,588	-	-	-	608,093
Uncertain ports, &c. - - -	21,031	5,331	322	100	-	1,256	-	2,351	-	-	4,029	-	-	731,579
<b>Total,</b> - - - - -	507,899	132,118	11,044	1,549	9	2,386	121	2,586,440	742	3,880,113	7,668	1,152	108	18,849,922

IMPORTATIONS IN AMERICAN VESSELS FROM WEST INDIES, AMERICAN COLONIES, &c.—Continued.

1811.]

FROM	ARTICLES PAYING SPECIFIC DUTIES.															
	Cocoa.	Choco- late.	SUGAR.			Almonds.	FRUITS.					CANDLES.		Cheese.	Soap.	Tallow.
			Brown, &c.	Clayed, &c.	Candy and all other.		Cur- rants.	Prunes and Plums.	Figs.	Raisins.		Tallow.	Wax or Sperma- ceti.			
										Musca- del.	All other.					
Pounds.																
Swedish West Indies, - - -	237,002	4	3,583,842	50,037	-	17	-	30	-	-	-	-	-	-	-	-
Danish West Indies, - - -	5,485	20	11,610	77	-	-	-	-	-	-	-	-	-	-	9,904	14,279
Dutch West Indies and American Colonies, -	17,830	12	1,079,526	-	-	-	-	-	-	-	-	-	-	-	3	-
British West Indies, - - -	5,981	-	1,589,970	106,582	-	-	-	-	-	-	-	-	-	-	-	-
British American Colonies, - - -	-	9	9,319	-	1,265	-	-	-	-	-	-	57	56	740	2,970	26
French West Indies and American Colonies, -	90,228	62	6,460,694	110,159	-	-	-	-	-	-	-	-	-	-	-	-
Spanish West Indies and American Colonies, -	566,734	1,220	25,709,285	15,107,779	74	-	4,264	9	-	1,464	868	25	207	-	-	-
Floridas, - - -	-	-	244,307	87,804	-	-	-	-	-	-	-	-	-	-	-	-
Honduras, Campeachy, &c. - - -	-	-	-	-	-	-	-	-	-	-	-	-	-	-	-	-
Coast of Brazil, &c. - - -	50,914	-	604,020	108,814	-	-	-	-	-	-	-	-	-	-	10,150	-
Uncertain ports, &c. - - -	75,895	-	1,777,306	344,606	-	-	5,821	-	-	-	-	-	-	-	-	-
Total, - - -	1,050,069	1,327	41,069,879	15,915,858	1,339	17	10,085	59	-	1,464	868	82	263	740	23,027	14,305

IMPORTS FOR THE YEAR 1809.

FROM	ARTICLES PAYING SPECIFIC DUTIES.													
	SPICES.							Tobacco ma- nufactured, other than Snuff and Cigars.	Snuff.	Indigo.	Cotton.	Gun Powder.	Starch.	Glue.
	Mace.	Nutmegs.	Cinnamon.	Cloves.	Pepper.	Pimento.	Chinese Cassia.							
Swedish West Indies, - - -	-	-	-	1,244	-	-	-	-	-	1,620	14,167	-	29	-
Danish West Indies, - - -	-	-	-	-	-	-	-	145	-	-	2,973	-	-	-
Dutch West Indies and American Colonies, -	-	-	-	2,703	2,930	-	-	-	18	-	-	-	-	-
British West Indies, - - -	-	-	-	64	512	37,891	-	-	-	-	302	-	-	-
British American Colonies, - - -	-	-	-	-	3	1,361	-	315	181	-	-	16,863	20	112
French West Indies and American Colonies, -	-	-	1,529	13,828	1,937	4,811	-	-	-	-	129,471	-	4	-
Spanish West Indies and American Colonies, -	185	40	-	9,144	59	66,493	-	-	766	65,006	2,615	-	-	173
Floridas, - - -	-	-	-	-	-	-	-	153	-	-	575	205	-	-
Honduras, Campeachy, &c. - - -	-	-	-	-	-	-	-	-	-	3,806	-	-	-	-
Coast of Brazil, &c. - - -	-	-	-	-	-	-	-	-	-	1,144	-	-	-	-
Uncertain ports, &c. - - -	-	-	-	-	71,915	-	520	-	-	2,178	45,051	77	-	-
Total, - - -	185	40	1,529	26,983	77,356	110,556	520	613	965	73,754	195,154	17,145	53	285

851

IMPORTATIONS IN AMERICAN VESSELS FROM WEST INDIES, &c.—Continued.

852

FROM	ARTICLES PAYING SPECIFIC DUTIES.													
	Pewter Plates and Dishes.	IRON.			Quicksilver.	PAINTS.			Lead and manufactures of Lead.	CORDAGE.		Steel.	Twine, &c.	Glauber Salts.
		Anchors and Sheet.	Slit and Hoop.	Nails and Spikes.		Ochre, Yellow, in oil.	Spanish Brown.	White and Red Lead.		Tarred.	Untarred.			
Pounds.											Cwt.			
Swedish West Indies, - - -	-	-	-	-	550	-	-	60,087	2,587	-	-	-	-	-
Danish West Indies, - - -	-	-	-	-	-	-	-	-	4,555	-	-	-	-	-
Dutch West Indies and American Colonies, - - -	-	-	-	-	-	-	-	-	4,474	-	-	-	-	-
British West Indies, - - -	533	57	3,112	1,351 278,284	-	5	2,869	3,642 897	12,046	674	658	59	8	-
British American Colonies, - - -	-	-	-	-	-	-	-	-	-	-	-	-	-	-
French West Indies and American Colonies, - - -	-	17,800	-	1,199	-	-	-	6,219	721	-	232	5	-	4
Spanish West Indies and American Colonies, - - -	-	-	-	88	-	-	-	-	352	-	-	-	-	-
Floridas, - - -	-	-	-	-	-	-	-	-	-	-	-	-	-	-
Honduras, Campeachy, &c. - - -	-	-	-	-	-	-	-	-	-	-	-	-	-	-
Coast of Brazil, &c. - - -	-	-	-	-	-	-	-	-	-	-	-	-	-	-
Uncertain ports, &c. - - -	-	-	-	-	-	-	-	-	-	-	-	-	-	-
Total, - - -	533	17,857	3,112	280,922	550	5	2,869	70,845	24,735	674	890	64	8	4

FROM	ARTICLES PAYING SPECIFIC DUTIES.													
	Salt.	Coal.	Foreign caught dried Fish.	FISH, PICKLED.			Glass Black Quart Bottles.	GLASS, WINDOW.		Cigars.	Boots.	SHOES AND SLIPPERS.		Playing Cards.
				Salmon.	Mackerel.	All other.		Not above 8 by 10.	Not above 10 by 12.			Morocco, &c. for Men and Women.	Morocco, &c. for Children.	
Bushels.		Quintals.	Barrels.			Groce.	100 Square Feet.		M.	Pairs.		Packs.		
Swedish West Indies, - - -	-	-	-	-	-	-	6	-	-	256	-	-	-	-
Danish West Indies, - - -	-	-	-	-	-	-	5	-	-	3	-	-	-	-
Dutch West Indies and American Colonies, - - -	-	-	-	-	-	-	7	-	-	1	-	-	-	-
British West Indies, - - -	-	-	-	-	-	-	25	-	-	751	-	-	-	-
British American Colonies, - - -	365	6,117	180	117	801	2,146	17	1,252	1	-	3	478	36	12
French West Indies and American Colonies, - - -	-	-	-	-	-	-	6	-	-	92	-	-	-	-
Spanish West Indies and American Colonies, - - -	-	-	-	-	-	-	7	-	-	11,740	3	36	-	-
Floridas, - - -	-	36	-	-	-	-	1	-	-	86	-	1	-	-
Honduras, Campeachy, &c. - - -	-	-	-	-	-	-	-	-	-	-	-	-	-	-
Coast of Brazil, &c. - - -	-	-	-	-	-	-	-	-	-	2	-	-	-	-
Uncertain ports, &c. - - -	-	-	-	-	-	-	39	-	-	-	-	-	-	-
Total, - - -	365	6,153	180	117	801	2,146	113	1,252	1	12,931	6	515	36	12

COMMERCE AND NAVIGATION.

[1811.



RECAPITULATION OF THE PRECEDING IMPORTATIONS, viz:

1801

FROM	GOODS PAYING DUTIES AD VALOREM.			ARTICLES PAYING SPECIFIC DUTIES.												
	15 per cent.	17½ per cent.	22½ per cent.	WINES.				SPIRITS.			Molasses.	Beer, Ale, and Porter.	TEAS.			
				Malmsey Madeira, &c.	Burgundy, Champaign, &c.	Sherry and St. Lucar.	All other.	Foreign Distilled.		Distilled from Domestic Produce.			Bohea.	Sou-chong.	Hyson.	Other Green.
	From Grain.	From other materials.	Dollars.					Gallons.			Pounds.					
Europe, - - - - -	9,795,872	1,702,029	56,257	5,058	210	311,453	271,416	84,286	751,622	-	-	2,331	6,946	14,575	1,079	203
Africa, - - - - -	9,423	10,620	122	201,596	-	3,440	197,534	-	20,286	-	-	-	-	16	-	35
Asia, - - - - -	1,095,680	165,057	368	4,094	7	5	1,347	276	6	-	-	-	113,232	162,028	420,879	751,281
West Indies, &c. - - - - -	507,899	122,118	11,044	1,549	-	9	2,386	121	2,586,440	742	3,880,113	7,668	-	-	1,152	108
<b>Total,</b> - - - - -	<b>11,408,874</b>	<b>1,999,824</b>	<b>67,791</b>	<b>212,297</b>	<b>217</b>	<b>314,907</b>	<b>472,683</b>	<b>84,683</b>	<b>3,358,354</b>	<b>742</b>	<b>3,880,113</b>	<b>9,999</b>	<b>120,178</b>	<b>176,619</b>	<b>423,110</b>	<b>751,627</b>

FROM	ARTICLES PAYING SPECIFIC DUTIES.																
	Coffee.	Cocoa.	Choco-late.	SUGAR.			Almonds.	FRUITS.					CANDLES.		Cheese.	Soap.	Tallow.
				Brown, &c.	Clayed, &c.	Candy and all other.		Currants.	Prunes and Plums.	Figs.	Raisins, Muscadell.	All other Raisins.	Tallow.	Wax, or Sperma-ceti.			
	Pounds.																
Europe, - - - - -	2,643	7,468	67	38,045	231,696	80	132,311	-	167	10,350	289,639	507,192	-	-	10,371	20,665	
Africa, - - - - -	497,475	-	-	438,805	-	-	1,988	-	-	556	180	-	-	-	-	-	
Asia, - - - - -	3,012,727	-	-	671,105	9,301	347	3,333	92	-	40,780	10,757	24,061	12	24	-	14	
West Indies, &c. - - - - -	18,849,922	1,050,069	1,327	41,069,879	15,915,858	1,339	17	10,085	39	-	1,464	868	82	263	740	23,027	
<b>Total,</b> - - - - -	<b>22,362,767</b>	<b>1,057,537</b>	<b>1,394</b>	<b>42,217,834</b>	<b>16,156,855</b>	<b>1,766</b>	<b>137,649</b>	<b>10,177</b>	<b>206</b>	<b>51,686</b>	<b>302,040</b>	<b>532,121</b>	<b>94</b>	<b>287</b>	<b>11,111</b>	<b>43,706</b>	

1811.]

IMPORTS FOR THE YEAR 1809.

853

RECAPITULATION—Continued.

FROM		ARTICLES PAYING SPECIFIC DUTIES.														
		SPICES.							Tobacco manufactur'd, other than Snuff and Cigars.	Snuff.	Indigo.	Cotton.	Gun Powder.	Starch.	Glue.	Pewter Plates and Dishes.
		Mace.	Nutmegs.	Cinnamon.	Cloves.	Pepper.	Pimento.	Chinese Cassia.								
		Pounds.														
Europe, - - - -	-	168	12,856	-	4	-	-	8	-	675	-	350	25,650	-	30,482	8,039
Africa, - - - -	-	-	-	-	106	-	-	-	-	-	-	17,259	-	-	-	-
Asia, - - - -	-	1,375	2,959	-	163	2,485,817	-	110,082	21	-	56,484	238,054	-	-	-	-
West Indies, &c. -	-	185	40	1,529	26,983	77,356	110,556	520	613	965	73,754	195,154	17,145	53	285	533.
Total, -		1,728	15,855	1,529	27,256	2,563,173	110,556	110,610	634	1,640	130,238	450,817	42,795	53	30,767	8,572

FROM		ARTICLES PAYING SPECIFIC DUTIES.															
		IRON.			Quick- silver.	PAINTS.				Lead, and manufac- tures of Lead.	Seines.	CORDAGE.		Steel.	Hemp.	Twine, &c.	Glauber Salts.
		Anchors & Sheet.	Slit and Hoop.	Nails and Spikes.		Ochre.		Spanish Brown.	White and Red Lead.			Tarred.	Untarred.				
					Yellow, in Oil.	Dry Yellow.	Pounds.							Cwt.			
Europe, - - - -	-	265,385	86,649	175,807	10,494	2,243	12,856	73,511	1,455,876	405,789	1,332	-	1,786	6,322	1,041	36	6
Africa, - - - -	-	-	-	-	-	-	-	-	-	-	-	-	-	-	-	124	-
Asia, - - - -	-	-	-	-	-	-	-	-	-	-	-	-	-	-	-	8	-
West Indies, &c. -	-	17,857	3,112	280,922	550	5	-	2,869	70,845	24,735	-	674	890	64	-	-	4
Total, -		283,242	89,761	456,729	11,044	2,248	12,856	76,380	1,526,721	430,524	1,332	674	2,676	6,386	1,041	168	10

RECAPITULATION—Continued.

FROM	ARTICLES PAYING SPECIFIC DUTIES.															
	Salt.	Coal.	FISH.				GLASS.				Cigars.	Boots.	SHOES AND SLIPPERS.			Playing Cards.
			Foreign caught, Dried.	Pickled Salmon.	Pickled Mackerel.	All other, Pickled.	Black quart bottles.	Window.					Silk.	Morocco, &c. for men and women.	Morocco, &c. for Children.	
								Not above 8 by 10.	Not above 10 by 12.	All above 10 by 12.						
Bushels.	Quintals.	Barrels.		Groce.	100 Square Feet.			M.	Pairs.	Pairs.		Packs.				
Europe, - - - - -	-	79,860	-	-	-	1	824	4,856	964	459	-	18	792	1,075	-	-
Africa, - - - - -	-	-	-	-	-	-	67	-	-	-	-	-	-	6	-	-
Asia, - - - - -	-	-	-	-	-	-	5	-	-	-	6	-	2	-	-	-
West Indies, &c. - - - - -	365	6,153	180	117	801	2,146	113	1,252	1	-	12,931	6	-	515	36	12
Total, - - - - -	365	86,013	180	117	801	2,147	1,009	6,108	965	459	12,937	24	794	1,596	36	12

A General Statement of Goods, Wares, and Merchandise, imported into the United States in Foreign Vessels, commencing on the 1st of October, 1808, and ending on the 30th of September, 1809.

IMPORTATIONS FROM EUROPE.

FROM	VALUE OF GOODS PAYING DUTIES AD VAL.			ARTICLES PAYING SPECIFIC DUTIES.												
	At 16½ per cent.	At 19½ per cent.	At 24½ per cent.	WINES.				Spirits from other materials than Grain.	Molasses.	Beer, Ale, and Porter.	Almonds.	FRUITS.				
				Malmsey Madeira, &c.	Sherry and St. Lucar.	All other than Burgundy, &c.	Figs.					Raisins.				
	Dollars.			Gallons.						Pounds.						
			Muscadel, jar and box.	All other.												
Holland, - - - - -	10	43	24	-	-	10	2	-	-	-	-	-	-	-	-	-
England, Man, and Berwick, - - - - -	4,425,628	1,206,076	30,140	-	-	40	-	-	1,981	-	-	-	-	-	-	-
Scotland, - - - - -	788,002	73,731	-	-	-	-	134	80	-	-	-	-	-	-	-	-
Ireland, - - - - -	11,583	-	3,576	-	-	-	-	-	-	-	-	-	-	-	-	-
Gibraltar, - - - - -	40,035	9,105	651	-	-	8	-	-	-	-	-	-	-	-	-	-
French European Atlantic ports, - - - - -	17,312	1,219	-	-	-	1,484	8,986	-	-	649	480	963	-	-	-	-
Spanish do. do. do. - - - - -	1,090	2,232	-	-	-	40,708	14,128	84,094	-	6,768	7,227	41,442	16,124	-	-	-
Do. do. Mediterranean ports, - - - - -	22	145	-	-	-	-	9,207	74,845	-	10,029	110	61,823	246,298	-	-	-
Portugal, - - - - -	1,697	7,889	-	49	-	65,814	7,017	-	-	1,038	180	1,936	-	-	-	-
Fayal and other Azores, - - - - -	-	2,376	-	-	-	51	-	-	-	-	-	-	-	-	-	-
Total, - - - - -	5,285,379	1,302,816	34,391	49	40,708	90,971	174,978	80	1,981	18,484	7,997	106,164	262,422	-	-	-

IMPORTATIONS IN FOREIGN VESSELS FROM EUROPE—Continued.

FROM	ARTICLES PAYING SPECIFIC DUTIES.													
	Cheese.	Soap.	Snuff.	Cotton.	Gluc.	Pewter Plates and Dishes.	IRON.		Nails and Spikes.	Quick-silver.	PAINTS.			Lead and manufactures of Lead.
							Anchors & Sheet.	Slit and Hoop.			Dry, Yellow Ochre.	Spanish Brown.	White and Red Lead.	
Pounds.														
Holland, - - - - -	778	-	-	327	112	1,358	256,879	114,907	86,570	14	14,313	413,852	553,090	229,284
England, Man, and Berwick, - - - - -	-	-	-	-	-	-	-	-	-	-	-	-	-	-
Scotland, - - - - -	-	-	-	-	-	-	-	-	-	-	-	-	-	-
Ireland, - - - - -	-	28	-	-	-	-	-	-	-	-	-	-	-	15,221
Gibraltar, - - - - -	-	-	105	-	-	-	-	-	-	-	-	-	-	-
French European Atlantic ports, - - - - -	-	-	-	-	-	-	-	-	-	-	-	-	-	-
Spanish do. do. do. - - - - -	-	4,982	-	-	-	-	-	-	-	-	-	-	-	-
Ditto do. Mediterranean do. - - - - -	-	-	-	-	-	-	-	-	-	-	-	-	-	-
Portugal, - - - - -	-	-	-	-	-	-	-	-	-	-	-	-	10,903	-
Fayal and other Azores, - - - - -	-	-	-	-	-	-	-	-	-	-	-	-	-	-
Total, - - - - -	778	5,010	105	327	112	1,358	256,879	114,907	86,570	14	14,313	413,852	563,993	244,505

FROM	ARTICLES PAYING SPECIFIC DUTIES.												
	Tarred Cordage.	Steel.	Glauber Salts.	Coal.	Fish, other than Salmon or Mackerel.	Glass Black Quart Bottles.	WINDOW GLASS.			Cigars.	Boots.	SHOES.	
							Not above 8 by 10.	Not above 10 by 12.	All above 10 by 12.			Kid, &c. for Men and Women.	Children's.
	Pounds.	Cwt.	Bushels.	Barrels.	Groce.	100 square feet.			M.	Pairs.			
Holland, - - - - -	2,016	4,082	-	30,525	-	273	4,747	-	-	-	3	146	-
England, Man, and Berwick, - - - - -	-	-	-	8,871	1	-	60	-	40	-	-	-	-
Scotland, - - - - -	-	-	-	2,602	-	8	-	-	-	-	-	-	-
Ireland, - - - - -	-	-	70	-	-	-	-	-	-	-	-	972	72
Gibraltar, - - - - -	-	-	-	-	-	-	-	-	-	-	-	6	-
French European Atlantic ports, - - - - -	-	-	-	-	-	11	-	-	-	-	-	-	-
Spanish do. do. do. - - - - -	-	-	-	-	-	-	-	-	-	1	-	-	-
Ditto do. Mediterranean do. - - - - -	-	-	-	72	-	-	-	-	-	-	-	-	-
Portugal, - - - - -	-	-	-	72	-	-	-	-	-	-	-	-	-
Fayal and other Azores, - - - - -	-	-	-	-	-	-	-	-	-	-	-	-	-
Total, - - - - -	2,016	4,082	70	42,142	1	292	4,807	40	44	1	3	1,124	72

IMPORTATIONS IN FOREIGN VESSELS FROM AFRICA AND ASIA.

FROM	GOODS PAYING DUTIES AD VALOREM.		ARTICLES PAYING SPECIFIC DUTIES.				
	16½ per cent.	19¼ per cent.	WINES.		Coffee.	Pepper.	Dry Yellow Oclrc.
			Malmsey Madeira, &c.	Other than Burgundy, &c.			
	Dollars.		Gallons.		Pounds.		
Africa, Madeira, - - -	4	148	22,175	-	252	-	-
Cape de Verd Islands, - - -	-	1	76	-	-	-	-
Asia, Dutch East Indies, - - -	-	302	-	3,828	-	750,867	-
British East Indies, - - -	14,119	346	-	-	302	-	6,279
Total, -	14,123	797	22,251	3,828	554	750,867	6,279

IMPORTATIONS IN FOREIGN VESSELS FROM WEST INDIES, AMERICAN COLONIES, AND UNCERTAIN PORTS, &c.

FROM	GOODS PAYING DUTIES AD VALOREM.			ARTICLES PAYING SPECIFIC DUTIES.									
	16½ per cent.	19¼ per cent.	24¾ per cent.	WINES.		Spirits distilled from other Materials than Grain.	Molasses.	Coffee.	Cocoa.	Chocolate.	SUGAR.		Almonds.
				Malmsey Madeira, &c.	All other than Burgundy.						Brown, &c.	Clayed, &c.	
	Dollars.			Gallons.				Pounds.					
Swedish West Indies, - - -	1,961	560	-	-	11	15,970	89,115	1,046,536	446	-	1,182,125	28,898	15
Danish West Indies, - - -	623	651	11	36	11	196,149	188	8,360	-	-	2,156,085	-	-
Dutch West Indies and American Colonies, -	76	269	-	-	-	26,026	104,084	223,859	10,412	14	320,443	-	-
British West Indies, - - -	86,320	9,711	-	1,652	4	162,424	116,605	1,629,463	22,172	-	1,729,330	54,269	-
British American Colonies, - - -	73,920	26,968	99	-	-	83,648	31,830	355,688	21,735	-	272,373	29,080	-
Newfoundland and British fisheries, - - -	2	-	-	-	-	-	-	-	-	-	-	-	-
French West Indies and American Colonies, -	5,912	1,545	2	4	5	1,407	143,330	6,218,402	113,841	16	1,420,470	56,132	-
Honduras, Campeachy, &c. - - -	165	-	-	-	-	-	-	-	-	-	-	-	-
Floridas, - - -	42,872	721	-	-	-	1,257	566	10,948	-	-	19,776	10,007	-
Spanish West Indies and American Colonies, -	7,588	7,822	21	-	81	15,539	853,504	3,622,972	4,843	280	8,109,755	2,505,623	-
Coast of Brazil, &c. - - -	889	12	-	-	15	-	-	37,458	-	-	234,270	248,303	-
South Seas, &c. - - -	-	1,442	-	-	-	-	-	-	-	-	-	-	-
Uncertain ports, places, &c. - - -	3,029	6,340	-	-	-	-	-	-	-	-	-	-	-
Total, -	223,357	56,041	133	1,692	127	502,420	1,339,222	13,153,686	173,449	310	15,444,627	2,932,312	15

IMPORTATIONS IN FOREIGN VESSELS FROM WEST INDIES, &c.—Continued.

858

FROM	ARTICLES PAYING SPECIFIC DUTIES.												
	FRUITS.		Tallow Candles.	Cheese.	Soap.	SPICES.		Tobacco manufactured, other than Snuff and Cigars.	Indigo.	Cotton.	Gun Powder.	Starch.	Anchors and Sheet Iron.
	Muscadel, jar, and box Raisins.	All other.				Nutmegs.	Pimento.						
Pounds.													
Swedish West Indies, -	30	-	-	-	-	-	-	-	-	60	-	-	
Danish West Indies, -	-	92	-	-	-	-	-	-	-	-	58,914	-	
Dutch West Indies and American Colonies, -	-	-	-	-	-	-	-	-	-	-	-	-	
British West Indies, -	-	-	-	-	-	-	137,409	12	-	-	-	1,099	
British American Colonies, -	-	-	1,567	113	1,104	-	8,894	-	-	2,097	-	-	
Newfoundland and British Fisheries, -	-	-	-	-	-	-	-	-	-	-	-	-	
French West Indies and American Colonies, -	-	-	-	-	-	-	-	-	23,907	1,302	-	-	
Honduras, Campeachy, &c. -	-	-	-	-	-	-	-	-	-	-	-	-	
Floridas, -	-	-	-	-	-	-	-	-	-	-	-	-	
Spanish West Indies and American Colonies, -	17	-	-	-	-	72	9,762	-	13,533	-	-	50	
Coast of Brazil, &c. -	-	-	-	-	-	-	-	-	-	-	-	-	
South Seas, &c. -	-	-	-	-	-	-	-	-	-	-	-	-	
Uncertain ports, places, &c. -	-	-	-	-	-	-	-	-	-	-	-	249	
Total, -	47	92	1,567	113	1,104	72	156,065	12	37,440	3,459	58,914	50	

COMMERCE AND NAVIGATION.

FROM	ARTICLES PAYING SPECIFIC DUTIES.														
	PAINTS.		Lead and manufactures of Lead.	Tarred Cordage.	Steel.	Twine, &c.	Coal.	FISH.			Glass Black Quart Bottles.	Window Glass, not above 8 inches by 10.	Cigars.	Foreign Lime.	Shoes and Slippers, Morocco, &c. for men and women.
	Ochre, Dry Yellow.	White and Red Lead.						Foreign caught, dried.	Pickled Salmon.	Pickled Mackerel.					
	Pounds.		Cwt.		Bushels.	Quintals.	Barrels.			Groce.	100 sq. ft.	M.	Casks.	Pairs.	
Swedish West Indies, -	-	-	-	-	-	-	-	-	-	-	2	-	40	-	
Danish West Indies, -	-	2,749	-	105	-	-	-	-	-	-	3	-	36	-	
Dutch West Indies and American Colonies, -	-	-	-	-	-	-	-	-	-	-	-	-	30	-	
British West Indies, -	-	-	2,168	-	4	-	-	-	-	-	-	-	1,991	42	
British American Colonies, -	-	-	-	18	1	4,620	3,115	536	3,217	935	-	58	559	-	
Newfoundland and British Fisheries, -	-	-	-	-	-	-	5,150	274	1	-	-	-	-	-	
French West Indies and American Colonies, -	-	-	-	-	-	-	-	-	-	-	2	-	235	-	
Honduras, Campeachy, &c. -	-	-	-	-	-	-	-	-	-	-	-	-	-	-	
Floridas, -	-	-	-	-	-	-	-	-	-	-	-	-	20	-	
Spanish West Indies and American Colonies, -	418	6,501	-	-	-	-	1	-	-	-	-	-	4,175	103	
Coast of Brazil, &c. -	-	-	-	-	-	-	-	-	-	-	-	-	-	-	
South Seas, &c. -	-	-	135	16,350	-	-	-	-	-	-	-	-	-	-	
Uncertain ports, places, &c. -	-	-	-	-	-	-	-	-	-	-	-	-	-	-	
Total, -	418	9,250	2,303	16,350	123	5	4,620	8,266	810	3,218	935	7	58	7,086	42

1811.

RECAPITULATION OF IMPORTATIONS IN FOREIGN VESSELS.

1811.]

IMPORTS FOR THE YEAR 1809.

FROM	GOODS PAYING DUTIES AD VALOREM.			ARTICLES PAYING SPECIFIC DUTIES.											
	VALUE OF GOODS.			WINES.			Spirits distilled from other materials than grain.	Molasses.	Beer, Ale, and Porter.	Coffee.	Cocoa.	Chocolate.	SUGAR.		
	16½ per cent.	19¼ per cent.	24¾ per ct.	Malmsey Madeira, &c.	Sherry and St. Lucar.	All other than Burgundy.							Brown, &c.	Clayed, &c.	
	Dollars.			Gallons.					Pounds.						
Europe, - - - -	5,285,379	1,302,816	34,391	49	40,708	90,971	174,978	80	1,981						
Africa, - - - -	4	149	-	22,251	-	3,828	-	-	-	252					
Asia, - - - -	14,119	648	-	-	-	-	-	-	-	302					
West Indies, &c. - - - -	223,357	56,041	133	1,692	-	127	502,420	1,339,322	-	13,153,686	173,449	310	15,444,627	2,932,312	
Total, - - - -	5,522,859	1,359,654	34,524	23,992	40,708	94,926	677,398	1,339,302	1,981	13,154,240	173,449	310	15,444,627	2,932,312	

FROM	ARTICLES PAYING SPECIFIC DUTIES.														
	Almonds.	FRUITS.			Tallow Candles.	Cheese.	Soap.	SPICES.			Tobacco, manufactured, other than Snuff and Cigars.	Snuff.	Indigo.	Cotton.	Gun Powder.
		Figs.	Muscadel, jar, box, &c. Raisins.	All other Raisins.				Nutmegs.	Pepper.	Pimento.					
	Pounds.														
Europe, - - - -	18,484	7,997	106,164	262,422	-	778	5,010	-	-	-	-	105	-	327	
Africa, - - - -	-	-	-	-	-	-	-	-	-	-	-	-	-	-	
Asia, - - - -	-	-	-	-	-	-	-	-	750,867	-	-	-	-	-	
West Indies, &c. - - - -	15	-	47	92	1,567	113	1,104	72	-	156,065	12	-	37,440	3,459	58,914
Total, - - - -	18,499	7,997	106,211	262,514	1,567	891	6,114	72	750,867	156,065	12	105	37,440	3,786	58,914

RECAPITULATION OF IMPORTATIONS IN FOREIGN VESSELS—Continued.

FROM	ARTICLES PAYING SPECIFIC DUTIES.															
	Starch.	Glue.	Pewter Plates and Dishes.	IRON.		Nails and Spikes.	Quicksilver.	PAINTS.			Lead, and Manufactures of Lead.	Tarred Cordage.	Steel.	Twine, &c.	Glauber Salts.	
				Anchors and Sheet.	Slit and Hoop.			Dry Yellow Ochre.	Spanish Brown.	White and Red Lead.						
Pounds.												Cwt.				
Europe, - - - -	-	112	1,358	256,879	114,907	86,570	14	14,313	413,852	563,993	244,505	2,016	4,082	-	70	
Africa, - - - -	-	-	-	-	-	-	-	6,279	-	-	-	-	-	-	-	
Asia, - - - -	-	-	-	-	-	-	-	418	-	9,250	2,303	-	123	5	-	
West Indies, &c. - - - -	50	-	-	1,348	-	-	-	-	-	-	-	16,350	-	-	-	
Total, - - - -	50	112	1,358	258,227	114,907	86,570	14	21,010	413,852	573,243	246,808	18,366	4,205	5	70	

FROM	ARTICLES PAYING SPECIFIC DUTIES.													
	Coal.	Fish, Foreign caught, dried.	FISH, PICKLED.			GLASS.	WINDOW GLASS.			Cigars.	Foreign Linc.	Boots.	SHOES AND SLIPPERS.	
			Salmon.	Mackerel.	All other.	Black quart Bottles.	Not above 8 by 10.	Not above 10 by 12.	All above 10 by 12.				Morocco, &c. for Men and Women.	Children's.
	Bushels.	Quintals.	Barrels.			Groce.	100 square feet.			M.	Casks.	Pairs.		
Europe, - - - -	42,142	-	-	-	1	292	4,807	40	44	1	-	3	1,124	72
Africa, - - - -	-	-	-	-	-	-	-	-	-	-	-	-	-	-
Asia, - - - -	-	-	-	-	-	-	-	-	-	-	-	-	-	-
West Indies, &c. - - - -	4,620	8,266	810	3,218	935	7	58	-	-	7,086	42	-	103	-
Total, - - - -	46,762	8,266	810	3,218	936	299	4,865	40	44	7,087	42	3	1,227	72



Statement exhibiting the aggregate of the preceding Importations from each Nation and its Dependencies.

160

1

FROM	GOODS PAYING DUTIES AD VALOREM.			ARTICLES PAYING SPECIFIC DUTIES.													
	15 per cent.	17½ per cent.	22½ per cent.	WINES.				SPIRITS.			Molasses.	Beer, Ale, & Porter.	TEAS.				
				Malmsey Madeira, &c.	Burgundy, Champaign &c.	Sherry and St. Lucar.	All other.	Foreign Distilled.		From domestic Produce.			Bohea.	Souchong.	Hyson.	Other Green.	
	From Grain.	From other materials.															
	Dollars.			Gallons.								Pounds.					
Sweden and dependencies, - -	130,339	5,484	58	52	-	-	31	-	580,864	386	419,100						
Denmark and ditto, - -	60,088	1,987	2,624	59	-	9	11	-	853,734	356	3,915						
Holland and ditto, - -	75,728	14,804	171	149	12	5	89	84,096	202,635	-	465,814	-	-	16	62		
Great Britain and ditto, - -	15,778,254	3,062,296	93,821	8,944	184	938	6,770	570	1,356,924	-	538,511	4,427	-	-	1,585	219	
France and ditto, - -	44,728	15,972	747	511	-	-	2,819	-	32,110	-	1,273,090	-	-	16	-	35	
Spain and ditto, - -	233,334	58,695	270	191	21	351,223	338,642	17	979,553	-	2,517,397	3,524	-	-	646	92	
Portugal and ditto, - -	33,062	57,267	122	226,283	-	3,440	216,462	-	27,303	-	1,588	-	6,946	14,575			
Hamburg, Bremen, &c. - -	54,114	940	3,816														
Italy, Malta, &c. - -	40,244	6,797	3	-	-	-	321	-	278								
Turkey, Levant, and Egypt, - -	3,972	34,735	125	-	-	-	1,208										
Morocco and Barbary States, - -	139	991															
Mocha, Aden, &c. - -	-	60															
China, - -	451,941	81,752	236	-	-	-	-	-	-	-	-	-	113,232	162,012	420,817	751,281	
All other countries, &c. - -	25,790	17,698	322	100	-	-	1,256	-	2,351	-	-	4,029					
Total, -	16,931,733	3,359,478	102,315	236,289	217	355,615	567,609	84,683	4,035,752	742	5,219,415	11,980	120,178	176,619	423,110	751,627	

1811.]

IMPORTS FOR THE YEAR 1809.

861

## STATEMENT—Continued.

FROM	ARTICLES PAYING SPECIFIC DUTIES.																
	Coffee.	Cocoa.	Choco- late.	SUGAR.			Almonds.	FRUITS.					CANDLES.		Cheese.	Soap.	
				Brown, &c.	Clayed, &c.	All other.		Currants.	Prunes and Plums.	Figs.	Raisins, Mus- cadel, jar and box.	All other Raisins.	Tallow.	Wax or Sperma- ceti.			
Pounds.																	
Sweden and dependencies, - -	3,585,921	237,448	4	4,765,967	78,935	-	32	-	30	-	-	30	-	-	-	-	-
Denmark and ditto, - - -	67,643	5,485	20	2,167,695	77	-	-	-	-	-	-	-	92	-	-	-	9,934
Holland and ditto, - - -	2,585,809	28,242	26	1,773,061	-	48	-	-	-	-	-	-	-	12	24	142	17
Great Britain and ditto, - - -	2,446,593	49,888	9	3,845,250	421,627	1,396	-	-	-	99	3,710	815	1,624	56	11,367	24,767	-
France and ditto, - - -	7,521,867	204,069	105	8,319,969	166,291	-	649	-	101	480	963	-	-	-	-	182	-
Spain and ditto, - - -	17,394,155	571,577	1,540	34,083,123	17,711,213	74	142,550	4,264	75	16,779	382,460	760,890	25	207	311	4,982	-
Portugal and ditto, - - -	648,973	58,382	-	838,290	357,117	11	9,281	-	-	1,545	10,331	3,855	-	-	-	-	10,150
Hamburg, Bremen, &c. - - -	-	-	-	-	-	-	-	-	-	-	-	-	-	-	-	-	-
Italy, Malta, &c. - - -	-	-	-	-	-	-	303	-	-	-	-	4,922	-	-	-	-	-
Turkey, Levant, and Egypt, - - -	-	-	-	-	-	-	3,333	92	-	40,780	10,757	24,061	-	-	-	-	-
Morocco and Barbary States, - - -	-	-	-	-	-	-	-	-	-	-	-	-	-	-	-	-	-
Mocha, Aden, &c. - - -	532,365	-	-	-	-	-	-	-	-	-	-	-	-	-	-	-	-
China, - - -	10	-	-	91,800	9,301	237	-	-	-	-	-	-	-	-	-	-	-
All other countries, - - -	733,671	75,895	-	1,777,306	344,606	-	-	5,821	-	-	-	-	-	-	-	-	-
Total, - - -	35,517,007	1,230,986	1,704	57,662,461	19,089,167	1,766	156,148	10,177	206	59,683	408,251	794,635	1,661	287	12,002	49,820	-

## STATEMENT—Continued.

FROM	ARTICLES PAYING SPECIFIC DUTIES.															
	Tallow.	SPICES.						Tobacco manufactur'd, other than Snuff and Cigars.	Snuff.	Indigo.	Cotton.	Gun Powder.	Starch.	Glue.	Fewter Plates and Dishes.	
		Mace.	Nutmegs.	Cinna- mon.	Cloves.	Pepper.	Pimento.									Chinese Cassia.
Pounds.																
Sweden and dependencies, - -	-	-	-	-	1,244	-	-	-	-	-	1,620	14,227	-	29		
Denmark and do. - - -	14,279	-	-	-	-	-	-	-	145	-	-	2,973	58,914			
Holland and do. - - -	-	1,375	1,622	-	2,749	2,572,436	-	3,624	6	18						
Great Britain and do. - - -	26	168	13,166	-	118	667,693	185,555	8	342	856	56,484	241,130	42,513	20	30,706	9,930
France and do. - - -	-	-	-	1,529	13,934	1,937	4,811	-	-	105	23,907	145,979	-	4		
Spain and do. - - -	-	185	112	-	9,144	59	76,255	-	153	766	82,345	5,150	205	50	173	
Portugal and do. - - -	-	-	-	-	-	-	-	-	-	-	1,144	93				
Hamburg, Bremen, &c. - - -	-	-	-	-	-	-	-	-	-	-	-	-	-	-	-	-
Italy, Malta, &c. - - -	-	-	-	-	-	-	-	-	-	-	-	-	-	-	-	-
Turkey, Levant, and Egypt, - - -	-	-	-	-	-	-	-	-	-	-	-	-	-	-	-	-
Morocco and Barbary States, - - -	-	-	-	-	-	-	-	-	-	-	-	-	-	-	-	-
Mocha, Aden, &c. - - -	-	-	-	-	-	-	-	-	-	-	-	-	-	-	-	-
China, - - -	-	-	1,027	-	67	-	-	106,458	-	-	-	-	-	-	-	-
All other countries, &c. - - -	-	-	-	-	-	71,915	-	520	-	-	2,178	45,051	77			
Total, - - -	14,305	1,728	15,927	1,529	27,256	3,314,040	266,621	110,610	646	1,745	167,678	454,603	101,709	103	30,879	9,930

1811.]

IMPORTS FOR THE YEAR 1809.

863

STATEMENT—Continued.

FROM	ARTICLES PAYING SPECIFIC DUTIES.													Steel.	Hemp.	Twine, &c.	Glauber Salts.
	IRON.		Nails and Spikes.	Quick- silver.	PAINTS.				Lead, and ma- nufac- tures of Lead.	Seines.	CORDAGE.						
	Anchors and Sheet.	Slit and Hoop.			Ochre, Yel- low, in Oil.	Ochre, Dry Yellow.	Spanish Brown.	White and Red Lead.			Tarred.	Untarred					
			Pounds.														
Sweden and dependencies,	-	-	230	550	-	7,307	-	60,587	2,587	-	-	-	298	-	-	-	
Denmark and ditto,	-	-	-	-	-	-	-	2,749	-	-	-	-	105	-	-	-	
Holland and ditto,	-	-	-	-	-	-	-	-	4,555	-	-	-	-	-	-	-	
Great Britain and ditto,	-	-	541,782	5,802	2,248	26,141	490,232	2,013,505	668,982	1,532	2,690	2,444	9,169	-	173	76	
France and ditto,	-	-	-	-	-	-	-	-	-	-	-	-	-	-	-	-	
Spain and ditto,	-	-	1,287	-	-	418	-	12,720	1,073	-	-	232	5	-	-	4	
Portugal and ditto,	-	-	-	-	-	-	-	10,903	-	-	-	-	-	-	-	-	
Hamburg, Bremen, &c.	-	-	-	-	-	-	-	-	-	-	-	-	-	-	-	-	
Italy, Malta, &c.	-	-	-	4,706	-	-	-	-	-	-	-	-	1,014	1,041	-	-	
Turkey, Levant, and Egypt,	-	-	-	-	-	-	-	-	-	-	-	-	-	-	-	-	
Morocco and Barbary States,	-	-	-	-	-	-	-	-	-	-	-	-	-	-	-	-	
Mocha, Aden, &c.	-	-	-	-	-	-	-	-	-	-	-	-	-	-	-	-	
China,	-	-	-	-	-	-	-	-	-	-	-	-	-	-	-	-	
All other countries, &c.	-	-	-	-	-	-	-	-	135	-	16,350	-	-	-	-	-	
Total,	-	-	543,299	11,058	2,248	33,866	490,232	2,099,964	677,332	1,332	19,040	2,676	10,591	1,041	173	80	

## STATEMENT—Continued.

FROM	ARTICLES PAYING SPECIFIC DUTIES.																
	Salt.	Coal.	Foreign caught Fish, dried.	FISH, PICKLED.			Glass Black quart Bottles.	GLASS, WINDOW.			Cigars.	Foreign Lime.	Boots.	SHOES AND SLIPPERS.			Playing Cards.
				Salmon.	Mackerel.	All other.		Not above 8 by 10.	Not above 10 by 12.	All above 10 by 12.				Silk.	Morocco, &c. for Men and Women.	Children's.	
	Bushels.	Quintals.	Barrels.	Groce.	100 Square Feet.			M.	Casks.	Pairs.			Packs.				
Sweden and dependencies,	-	-	-	-	-	-	8	2,676	761	10	296	-	-	-	-	-	-
Denmark and do.	-	-	-	-	-	-	8	179	23	-	39	-	-	-	-	-	-
Holland and do.	-	-	-	-	-	-	13	-	-	-	32	-	-	2	-	-	-
Great Britain and do.	365	132,595	8,445	927	4,019	3,083	1,134	8,027	165	440	3,306	42	24	696	2,651	108	12
France and do.	-	-	-	2	-	-	27	-	-	-	327	-	-	85	6	-	-
Spain and do.	-	108	1	-	-	-	10	-	-	-	16,022	-	3	7	149	-	-
Portugal and do.	-	72	-	-	-	-	67	-	-	-	2	-	-	-	9	-	-
Hamburg, Bremen, &c.	-	-	-	-	-	-	-	91	56	53	-	-	-	4	8	-	-
Italy, Malta, &c.	-	-	-	-	-	-	-	-	-	-	-	-	-	-	-	-	-
Turkey, Levant, and Egypt,	-	-	-	-	-	-	-	-	-	-	-	-	-	-	-	-	-
Morocco and Barbary States,	-	-	-	-	-	-	-	-	-	-	-	-	-	-	-	-	-
Mocha, Aden, &c.	-	-	-	-	-	-	-	-	-	-	-	-	-	-	-	-	-
China,	-	-	-	-	-	-	2	-	-	-	-	-	-	-	-	-	-
All other countries,	-	-	-	-	-	-	39	-	-	-	-	-	-	-	-	-	-
Total,	365	132,775	8,446	927	4,019	3,083	1,308	10,973	1,005	503	20,024	42	27	794	2,823	108	12

TREASURY DEPARTMENT, Register's Office, February 5, 1811.

JOSEPH NOURSE, Register.

11th CONGRESS.]

No. 161.

[3d SESSION.]

EXPORTS FOR THE YEAR ENDING SEPTEMBER 30, 1810.

COMMUNICATED TO THE HOUSE OF REPRESENTATIVES, FEBRUARY 7, 1811.

TREASURY DEPARTMENT, February 6th, 1811.

SIR:

I have the honor to transmit a statement of goods, wares, and merchandise, exported from the United States, during the year ending on the 30th day of September, 1810.

The goods, wares, and merchandise, of domestic growth or manufacture, included in this statement, are estimated at	\$42,366,675
And those of foreign growth or manufacture, at	24,391,295
Amounting together to	<u>\$66,757,970</u>

The apparent destination of those exports is exhibited in the statement, and may be recapitulated as followeth, viz:

1. *To Europe and the Mediterranean, viz:*

Northern Powers and Germany,	\$22,010,000
France and Holland,	120,000
Great Britain,	12,520,000
Spain and Portugal, Madeira, Azores, and Canary islands,	11,050,000
Italy, Trieste, Levant, Barbary, and ports not distinguished,	2,200,000
	<u>\$47,900,000</u>

2. *To all other countries, viz:*

Florida, (principally Amelia island,)	2,500,000
British Northern American colonies,	1,470,000
Spanish America and Brazil,	8,520,000
All other West India ports,	4,990,000
East Indies, China, Africa, and Pacific Ocean,	1,300,000
	<u>18,860,000</u>
	<u>\$66,760,000</u>

The articles of domestic growth or manufacture may be arranged under the following heads, viz:

Produce of the Sea,	\$1,481,000
Forest,	4,978,000
Agriculture,	33,502,000
Manufactures,	2,174,000
Uncertain,	231,000
	<u>\$42,366,000</u>

I have the honor to be, very respectfully, sir, your obedient servant,

ALBERT GALLATIN.

The Honorable the SPEAKER of the House of Representatives.

Statement of Exports, the produce and manufacture of the United States, commencing the 1st of October, 1809, and ending the 30th of September, 1810.

SPECIES OF MERCHANDISE.	Quantity or Value.	SPECIES OF MERCHANDISE.	Quantity or Value.
Fish, dried or smoked, - - quintals,	280,804	Indigo, - - - - - pounds,	11,560
Pickled, - - - - - barrels,	34,674	Cotton, Sea Island, - - - - - do.	8,604,078
Ditto, - - - - - kegs,	5,964	other, - - - - - do.	84,657,384
Oil, Spermaceti, - - - - - gallons,	63,910	Tobacco, - - - - - hhds.	84,134
Whale and other Fish, - - do.	544,734	Hemp, - - - - - cwt.	13
Whalebone, - - - - - pounds,	42,843	Flaxseed, - - - - - bushels,	240,579
Spermaceti Candles, - - - - - do.	187,190	Flax, - - - - - pounds,	73,803
Wood, Staves, and Heading, - M.	27,137	Hops, - - - - - do.	4,460
Shingles, - - - - - do.	43,122	Mustard, - - - - - do.	985
Hoops and Poles, - - - - - do.	3,250	Wax, - - - - - do.	294,007
Boards and Plank, - - - - - do.	63,042	Household Furniture, - - - - - dollars,	131,484
Hewn Timber, - - - - - tons,	103,294	Coaches and other Carriages, - do.	10,762
Lumber of all kinds, - - - - - dollars,	86,505	Hats, - - - - - do.	45,065
Masts and Spars, - - - - - do.	141,163	Saddlery, - - - - - do.	13,361
Oak Bark and other Dye, - - do.	72,049	Beer, Porter, and Cider, in casks, gallons,	90,550
All manufactures of wood, - do.	156,950	in bottles, dozens,	15,863
Naval Stores, Tar, - - - - - barrels,	87,310	Boots, - - - - - pairs,	5,169
Pitch, - - - - - do.	7,563	Shoes, Silk, - - - - - do.	360
Rosin, - - - - - do.	7,483	Leather, - - - - - do.	54,475
Turpentine, - - - - - do.	62,912	Candles, Tallow, - - - - - pounds,	615,491
Ashes, Pot, - - - - - tons,	7,083	Wax, - - - - - do.	7,380
Pearl, - - - - - do.	3,227	Soap, - - - - - do.	1,547,107
Skins and Furs, - - - - - dollars,	177,081	Starch, - - - - - do.	11,654
Ginseng, - - - - - pounds,	279,246	Snuff, - - - - - do.	33,858
Beef, - - - - - barrels,	47,699	Tobacco, manufactured, - - - - - do.	495,427
Pork, - - - - - do.	37,209	Leather, - - - - - do.	279,043
Hams and Bacon, - - - - - pounds,	1,218,855	Lead, - - - - - do.	172,323
Tallow, - - - - - do.	11,205	Maple Sugar, - - - - - do.	14,123
Butter, - - - - - do.	1,620,538	Bricks, - - - - - M.	265
Cheese, - - - - - do.	741,878	Spirits from grain, - - - - - gallons,	133,853
Lard, - - - - - do.	1,365,333	Essence of Bark, - - - - - do.	150
Hides, - - - - - No. of	2,500	Linseed Oil, - - - - - do.	23,502
Horned Cattle, - - - - - do.	5,212	Spirits of Turpentine, - - - - - do.	12,708
Horses, - - - - - do.	2,899	Canvass and Sail Cloth, - - - - - pieces,	134
Mules, - - - - - do.	218	Cables and Cordage, - - - - - cwt.	6,698
Sheep, - - - - - do.	4,613	Cards, wool and cotton, - - - - - number,	2,481
Hogs, - - - - - do.	250	Playing, - - - - - packs,	7,636
Poultry, - - - - - dozens,	1,752	Iron, Pig, - - - - - tons,	93
Wheat, - - - - - bushels,	325,924	Bar, - - - - - do.	429
Indian Corn, - - - - - do.	1,054,252	Nails, - - - - - pounds,	377,373
Rye, - - - - - do.	448	Castings, - - - - - dollars,	9,410
Oats, - - - - - do.	44,425	All manufactures of iron, or	
Barley, - - - - - do.	6,942	iron and steel, - - - - - do.	39,293
Buckwheat, - - - - - do.	73	Spirits from molasses, - - - - - gallons,	474,990
Beans, - - - - - do.	25,578	Sugar refined, - - - - - pounds,	748,198
Peas, - - - - - do.	22,209	Chocolate, - - - - - do.	13,333
Potatoes, - - - - - do.	59,443	Gunpowder, - - - - - do.	102,379
Apples, - - - - - barrels,	6,465	Copper or Brass, and Copper ma-	
Flour, - - - - - do.	798,431	nufactured, - - - - - dollars,	17,426
Meal, Rye, - - - - - do.	5,078	Medicinal drugs, - - - - - do.	19,524
Indian, - - - - - do.	86,744	Merchandise, and all articles not	
Buckwheat, - - - - - do.	1	enumerated, manufactured, - - - - - do.	256,534
Ship Stuff, - - - - - cwt.	675	Raw produce, - - - - - do.	230,881
Biscuit or ship Bread, - - - - - barrels,	62,418	Total value of the foregoing state-	
Do. do. Do. - - - - - kegs,	39,842	ment, - - - - - Dollars,	42,366,675
Rice, - - - - - tierces,	131,341		

Statement of Exports, the produce and manufacture of foreign countries, commencing the 1st of October, 1809, and ending the 30th of September, 1810.

SPECIES OF MERCHANDISE.	Quantity or Value.		
	Entitled to Drawback.	Not entitled to Drawback.	Total.
Value of goods free of duty, - - - - - dollars,	-	1,322,023	1,322,023
at 15 per cent. - - - - - do.	3,492,359	2,396,109	5,888,468
at 17½ do. - - - - - do.	280,226	412,061	692,287
at 22½ do. - - - - - do.	19,250	28,906	48,156
Wines, Malmsey Madeira and London particular, - - - - - gallons,	15,778	16,816	32,594
All other Madeira, - - - - - do.	5,950	5,147	11,097
Burgundy, Champaign, &c. - - - - - do.	-	179	179
Sherry and St. Lucar, - - - - - do.	21,070	4,844	25,914
Claret, &c. in bottles or cases, - - - - - do.	4,448	4,485	8,933
Lisbon, Oporto, &c. - - - - - do.	10,552	954	11,506
Teneriffe, Fayal, &c. - - - - - do.	58,175	5,622	63,797
All other, - - - - - do.	77,783	7,120	84,903
Spirits, from grain, - - - - - do.	4,105	2,810	6,915
other materials, - - - - - do.	94,134	21,951	116,085

## STATEMENT OF EXPORTS—Continued.

SPECIES OF MERCHANDISE,	Quantity or Value.		
	Entitled to Drawback.	Not entitled to Drawback.	Total.
Molasses, - - - - -	gallons, 37,875	2,370	40,245
Beer, Ale, Porter, and Cider, - - - - -	do. -	450	450
Teas, Bohea, - - - - -	pounds, 135,926	19,457	155,383
Souchong, and other black, - - - - -	do. 382,094	154,216	536,310
Hyson, Imperial, &c. - - - - -	do. 231,246	117,768	349,014
Other green, - - - - -	do. 172,356	124,669	297,025
Coffee, - - - - -	do. 25,938,230	5,485,247	31,423,477
Cocoa, - - - - -	do. 1,095,589	190,421	1,286,010
Sugar, Brown, - - - - -	do. 23,664,587	4,870,907	28,535,494
White, clayed, or powdered, - - - - -	do. 15,664,644	2,823,864	18,488,508
Almonds, - - - - -	do. 27,384	20,964	48,348
Fruit, Currants, - - - - -	do. 75,493	3,313	78,806
Prunes and Plums, - - - - -	do. 5,198	5,027	10,225
Figs, - - - - -	do. 17,533	3,561	21,144
Raisins, in jars and boxes, - - - - -	do. 122,456	38,853	161,309
all other, - - - - -	do. 485,093	13,180	498,273
Candles, Tallow, - - - - -	do. 2,548	-	2,548
Wax or Spermacefi, - - - - -	do. -	256	256
Cheese, - - - - -	do. 1,850	383	2,233
Soap, - - - - -	do. 54,323	15,112	69,435
Tallow, - - - - -	do. 170,094	-	170,094
Spices, Mace, - - - - -	do. 509	609	1,118
Nutmegs, - - - - -	do. 49,093	4,924	54,017
Cinnamon, - - - - -	do. 100	56	156
Cloves, - - - - -	do. 72,423	14,438	86,861
Pepper, - - - - -	do. 4,839,679	1,106,657	5,946,336
Pimento, - - - - -	do. 25,396	4,571	29,967
Chinese Cassia, - - - - -	do. 114,220	70,335	184,555
Snuff, - - - - -	do. 12,182	-	12,182
Indigo, - - - - -	do. 574,995	257,456	832,451
Cotton, - - - - -	do. 548,478	64,260	612,738
Powder, Gun, - - - - -	do. 12,234	2,252	14,486
Glue, - - - - -	do. 8,882	1,000	9,882
Iron, Slit and Hoop, - - - - -	do. 22,662	106,740	129,402
Nails, - - - - -	do. 73,656	59,850	133,506
Spikes, - - - - -	do. 9,196	-	9,196
Quicksilver, - - - - -	do. 3,420	-	3,420
Paints, Ochre, Yellow, in Oil, - - - - -	do. -	618	618
Dry Yellow, - - - - -	do. -	13,000	13,000
Spanish Brown, - - - - -	do. 42,400	-	42,400
White and Red Lead, - - - - -	do. 19,615	21,857	41,472
Lead, and manufactures of Lead, - - - - -	do. 38,155	81,707	119,862
Cordage, tarred, - - - - -	do. 156,763	15,643	172,406
Untarred, - - - - -	do. 1,667	1,100	1,767
Steel, - - - - -	cwt. 2,409	1,175	3,584
Hemp, - - - - -	do. 2	-	2
Twine and Packthread, - - - - -	do. 30	17	47
Glauber Salts, - - - - -	do. 9	40	49
Salt, weighing 56 lbs. or less, - - - - -	bushels, -	7,657	7,657
Fish, Foreign caught, and dried, - - - - -	quintals, -	584	584
Pickled, Salmon, - - - - -	barrels, -	234	234
Mackerel, - - - - -	do. -	585	585
all other, - - - - -	do. -	50	50
Glass, Black quart bottles, - - - - -	groce, 196	102	298
Window, not above 8 inches by 10, - - - - -	100 sq. ft. 426	39	465
10 inches by 12, - - - - -	do. 147	98	245
all above 10 inches by 12, - - - - -	do. 40	-	40
Cigars, - - - - -	M. 3,968	1,567	5,535
Shoes and Slippers, Silk, - - - - -	pairs, 120	150	270
Kid and Morocco, &c. - - - - -	do. 360	100	460
all other for children, - - - - -	do. 720	-	720
Cards, playing, - - - - -	packs, -	1,440	1,440
Value, - - - - -	Dollars, 16,879,257	7,512,038	24,391,295



*A Summary of the value and destination of the Exports of the United States, agreeably to the preceding statements.*

WHITHER EXPORTED.	Domestic pro- duce.	Foreign pro- duce.	Total value to the dominions of each Pow- er.
Russia, - - - - -	1,048,762	2,926,936	3,975,698
Prussia, - - - - -	184,149	352,750	536,899
Sweden, - - - - -	1,563,336	4,294,397	7,902,001
Swedish West Indies, - - - - -	1,619,442	424,826	
Denmark and Norway, - - - - -	3,962,739	6,548,051	10,546,535
Danish West Indies, - - - - -	33,449	2,296	
Holland, - - - - -	74,194	28,992	
Dutch West Indies and American Colonies, - - - - -	32,724	31	
Dutch East Indies, - - - - -	3,760	27,377	174,078
England, Man, and Berwick, - - - - -	9,048,358	877,038	
Scotland, - - - - -	751,496	1,125	
Ireland, - - - - -	1,588,584	14,272	
Gibraltar, - - - - -	132,972	106,483	
British African Ports, - - - - -	11,001	3,027	
British East Indies, - - - - -	58,438	98,257	
British West Indies, - - - - -	2,322,720	71,443	
Newfoundland and British fisheries, - - - - -	18,054	8,839	
British American Colonies, - - - - -	1,292,532	123,411	
Other British Colonies, - - - - -	9,956	17,482	16,555,488
Hamburg, Bremen, the other Hanse Towns, and Ports of Germany, - - - - -	834,564	291,818	1,126,382
French European ports on the Atlantic, - - - - -	16,782	1,670	
French West Indies and American Colonies, - - - - -	59,045	49,925	
Bourbon and Mauritius, - - - - -	8,808	1,400	137,630
Spanish European ports on the Atlantic, - - - - -	3,257,853	1,098,646	
Do. do. do. on the Mediterranean, - - - - -	230,098	119,955	
Teneriffe and the other Canaries, - - - - -	326,127	187,389	
Manilla and Philippine Islands, - - - - -	85,844	141,716	
Floridas, - - - - -	2,521,462	61,488	
Honduras, Campeachy, and Musquito Shore, - - - - -	71,589	52,666	
Spanish West Indies and American Colonies, - - - - -	3,182,318	3,604,791	14,941,942
Portugal, - - - - -	2,664,121	121,578	
Madeira, - - - - -	1,587,641	81,325	
Fayal and the other Azores, - - - - -	1,355,802	19,875	
Cape de Verd Islands, - - - - -	94,539	62,721	
Other African Ports, - - - - -	63,969	15,901	
Coast of Brazil and other American Colonies, - - - - -	721,899	889,839	7,679,210
Italy, - - - - -	71,803	656,691	728,494
Trieste and other Austrian Ports in the Adriatic, - - - - -	-	59,639	59,639
Turkey, Levant, and Egypt, - - - - -	15,319	180,408	195,727
Morocco and Barbary States, - - - - -	374,623	159,296	533,919
Cape of Good Hope, - - - - -	11,926	2,513	14,439
China, - - - - -	201,092	118,387	319,479
Asia, generally, - - - - -	28,661	20,909	49,570
West Indies, generally, - - - - -	317,547	43,384	360,931
Europe, generally, - - - - -	416,921	266,698	683,619
Africa, - - - - -	55,791	28,797	84,588
South Seas, - - - - -	4,126	1,658	5,784
Northwest Coast of America, - - - - -	22,739	123,179	145,918
Total, - - - - - Dollars,	42,366,675	24,391,295	66,757,970

*A Summary of the value of Exports from each State.*

	Domestic.	Foreign.	Total.
New Hampshire,	225,623	9,027	234,650
Vermont,	406,138	26,493	432,631
Massachusetts,	5,761,771	7,251,277	13,013,048
Rhode Island,	874,870	456,706	1,331,576
Connecticut,	762,785	5,858	768,643
New York,	10,928,573	6,313,757	17,242,330
New Jersey,	392,798	37,469	430,267
Pennsylvania,	4,751,634	6,241,764	10,993,398
Delaware,	79,988	40,354	120,342
Maryland,	3,275,904	3,213,114	6,489,018
*District of Columbia,	984,463	53,640	1,038,103
Virginia,	4,632,829	189,782	4,822,611
North Carolina,	401,465	2,484	403,949
South Carolina,	4,881,840	408,774	5,290,614
Georgia,	2,234,912	3,774	2,238,686
Ohio,	10,583	-	10,583
Territory of the United States,†	1,760,499	137,022	1,897,521
Total,	Dollars, 42,366,675	24,391,295	66,757,970

	Domestic.	Foreign.	Total.
*Georgetown,	85,308	22,131	107,439
Alexandria,	899,154	31,509	930,663
Total,	Dollars, 984,462	53,640	1,038,102
†Michigan (Detroit),	3,571	44	3,615
New Orleans,	1,753,974	136,978	1,890,952
Mississippi, (Mobile)	2,958	-	2,958
Total,	Dollars, 1,760,503	137,022	1,897,525

TREASURY DEPARTMENT, *Register's Office, February 6th, 1811.*JOSEPH NOURSE, *Register.*

NOTE.—No returns have been received from the District of Michillimackinac, in the Michigan territory.

*A Summary Statement of the value of the Exports of the growth, produce, or manufacture, of the United States, during the year ending the 30th September, 1810.*

THE SEA—\$1,481,000.				
1. Fisheries.				
Dried fish, or cod fishery,	-	-	913,000	
Pickled fish, or river fishery, herring, shad, salmon, mackerel,	-	-	214,000	
Whale (common) oil and bone,	222,000	-	-	
Spermaceti oil and candles,	132,000	-	-	
			354,000	1,481,000
THE FOREST—\$4,978,000.				
2. Skins and furs,	177,000	-	-	
Ginseng,	140,000	-	-	
			317,000	
3. Product of Wood.				
Lumber, (boards, staves, shingles, hoops and poles, hewn timber, masts, &c.)	2,537,000	-	-	
Oak bark and other dyes,	72,000	-	-	
Naval stores, (tar, turpentine, pitch, &c.)	473,000	-	-	
Ashes, pot and pearl,	1,579,000	-	-	
			4,661,000	4,978,000
AGRICULTURE—\$33,502,000.				
4. Product of Animals.				
Beef, tallow, hides, (live cattle,)	747,000	-	-	
Butter and cheese,	318,000	-	-	
			1,065,000	
Pork, pickled, bacon, (live hogs)	-	-	907,000	
Horses and mules,	185,000	-	-	
Sheep,	12,000	-	-	
			197,000	
5. Vegetable Food.				
Wheat, flour, and biscuit,	-	-	6,846,000	
Indian corn and meal,	-	-	1,138,000	
Rice,	-	-	2,626,000	
All other, (rye, oats, pulse, potatoes, &c.)	-	-	140,000	
				10,750,000
6. Tobacco,	-	-	-	5,048,000
7. Cotton,*	-	-	-	15,108,000

\* Sea Island cotton valued at twenty-eight cents per pound. Upland cotton valued at fifteen cents per pound.

STATEMENT—Continued.

8. <i>All other Agricultural products.</i>					
Indigo,	-	-	-	12,000	
Flaxseed,	-	-	-	301,000	
Brown Sugar, (Maple)	-	-	-	1,500	
Hops,	-	-	-	500	
Wax,	-	-	-	88,000	
Various items, (poultry, flax, mustard, &c.)	-	-	-	24,000	427,000
MANUFACTURES—\$1,917,000.					
9. <i>Manufactures.</i>					
Of domestic materials—					
Soap and tallow candles,	.	.	.	266,000	
Leather, boots, shoes, saddlery,	.	.	.	155,000	
Hats,	.	.	.	45,000	
Grain, (spirits, beer, starch, &c.)	.	.	.	163,000	
Wood, (including furniture, coaches, and other carriages).	.	.	.	299,000	
Cordage and canvass,	.	.	.	137,000	
Iron,	.	.	.	139,000	
Various items, (snuff, silk shoes, wax candles, tobacco, lead, linseed oil, spirits of turpentine, wool and cotton cards, playing cards, &c.)	.	.	.	155,000	1,359,000
Of foreign materials—					
Spirits, of molasses,	.	.	.	333,000	
Sugar, refined,	.	.	.	135,000	
Chocolate,	.	.	.	3,000	
Gunpowder,	.	.	.	51,000	
Brass and copper,	.	.	.	17,000	
Medicinal,	.	.	.	19,000	
UNCERTAIN—\$488,000.				558,000	1,917,000
10. <i>Articles not distinguished in returns.</i>					
Manufactured,	.	.	.	257,000	
Raw produce,	.	.	.	231,000	488,000
Total, Dollars,					42,366,000

*A Statement of the Duties collected on the importation of articles which were afterwards re-exported, without being entitled to drawback.*

SPECIES OF MERCHANDISE.	Amount of duty.		SPECIES OF MERCHANDISE.	Amount of duty.	
	Dollars.	Cts.		Dollars.	Cts.
Goods paying duties ad val. at 12½ per ct.	299,513	62	Spices, Cinnamon,		11 20
15 do.	61,809	15	Cloves,		2,887 60
20 do.	5,781	21	Pepper,		66,399 42
Wines, Malmsey Madeira and London particular,	9,753	28	Pimento,		182 84
All other Madeira,	2,573	50	Chinese Cassia,		2,813 40
Burgundy and Champaign, &c.	80	55	Indigo,		64,364 00
Sherry and St. Lucar,	1,937	60	Cotton,		1,927 80
Claret, &c. in cases or bottles,	1,569	75	Powder, Gun,		90 08
Lisbon, Oporto, &c.	286	20	Glue,		40 00
Teneriffe, Fayal, &c.	1,574	16	Iron, slit and hoop,		1,067 40
All other,	1,638	00	Nails,		1,197 00
Spirits, from grain,	786	80	Paints, Ochre, yellow, in oil,		9 27
from other materials,	6,146	28	Dry yellow,		130 00
Molasses,	118	50	White and red Lead,		437 00
Beer, Ale, Porter, and Cider,	36	00	Lead and manufactures of lead,		817 07
Teas, Bohea,	2,334	84	Cordage, tarred,		312 86
Souchong,	27,758	88	Untarred,		27 50
Hyson, imperial, &c.	37,685	76	Steel,		1,175 00
Other green,	24,933	80	Twine and Packthread,		68 00
Coffee,	274,262	35	Glauber Salts,		80 00
Cocoa,	3,808	42	Salt, weighing 56 pounds or less,		1,531 40
Sugar, Brown,	121,772	67	Fish, foreign caught, and dried,		292 00
White, clayed, or powdered,	84,715	92	Pickled, Salmon,		234 00
Almonds,	419	28	Mackerel,		351 00
Fruits, Currants,	66	26	All other,		20 00
Prunes and Plums,	100	54	Glass, black quart Bottles,		61 20
Figs,	71	22	Window, not above 8 inches by 10,		62 40
Raisins, in jars and boxes,	777	06	not above 10 inches by 12,		172 50
all other,	197	70	Cigars,		3,134 00
Candles, Wax or Spermaceti,	15	36	Shoes and Slippers, Silk,		37 50
Cheese,	26	81	Kid, morocco, &c.		15 00
Soap,	302	24	Cards, Playing,		360 00
Spices, Mace,	761	25			
Nutmegs,	2,462	00	Total,		1,126,385 40

11th CONGRESS.]

No. 162.

[3d Session.

## NATURALIZED SEAMEN REGISTERED.

COMMUNICATED TO THE SENATE, FEB. 12, 1811.

DEPARTMENT OF STATE, January 17, 1811.

SIR:

I have had the honor of receiving your letter of the 15th, requesting "a statement of the number of persons born in foreign countries who have been legally naturalized in the United States, and, as such, registered as American seamen, annually, according to returns sent to the Department of State under the act of the 28th May, 1796, relative to American seamen."

In reply to this letter, I beg leave to refer to the reports made by the Secretary of State to the House of Representatives, and to Mr. Newton, Chairman of the Committee of Commerce and Manufactures—the first dated February 22, 1809, and the last the 4th March, 1810; from which it will appear, that the whole number of naturalized citizens then returned to this department, as registered seamen, was five hundred and seventy-seven; and to add, that it appears from the returns for the year 1810, which have been yet received, that one hundred and forty-seven naturalized citizens were, during that year, registered as American seamen.

It also appears, from similar returns, to supply deficiencies in antecedent years, that six hundred and eight naturalized citizens have been registered as American seamen, in addition to those before reported for those years, agreeably to the memorandum subjoined; making, altogether, the number of thirteen hundred and thirty-two naturalized citizens, registered as American seamen, and reported to the Department of State, since the 28th May, 1796.

I have the honor to be, very respectfully, sir, your most obedient servant,

R. SMITH.

The Honorable Mr. DANA.

*Additional returns received since the last report concerning naturalized citizens registered as American Seamen.*

For the year 1796,	-	-	-	-	-	-	-	-	-	28
1797,	-	-	-	-	-	-	-	-	-	59
1798,	-	-	-	-	-	-	-	-	-	63
1799,	-	-	-	-	-	-	-	-	-	63
1800,	-	-	-	-	-	-	-	-	-	13
1801,	-	-	-	-	-	-	-	-	-	18
1802,	-	-	-	-	-	-	-	-	-	3
1803,	-	-	-	-	-	-	-	-	-	53
1804,	-	-	-	-	-	-	-	-	-	67
1805,	-	-	-	-	-	-	-	-	-	44
1806,	-	-	-	-	-	-	-	-	-	48
1807,	-	-	-	-	-	-	-	-	-	36
1808,	-	-	-	-	-	-	-	-	-	27
1809,	-	-	-	-	-	-	-	-	-	86
										<u>608</u>

*Statement respecting naturalized citizens registered as American seamen, annually, under the act of 28th May, 1796, according to returns from Collectors of the Customs, as reported by the Secretary of State.*

	Returns as reported in February, 1809, March, 1810, and January, 1811.	Additional returns as reported January, 1811.	Total.
For the year 1796,	38	28	66
1797,	91	59	150
1798,	19	63	82
1799,	17	63	80
1800,	34	13	47
1801,	16	18	34
1802,	21	3	24
1803,	71	53	124
1804,	33	67	100
1805,	24	44	68
1806,	22	48	70
1807,	35	36	71
1808,	28	27	55
1809,	128	86	214
1810,	147	-	147
Total,	724	608	1,332

11th CONGRESS.]

No. 163.

[3d Session.

## RELANDING OF GOODS SHIPPED FOR EXPORTATION.

COMMUNICATED TO THE HOUSE OF REPRESENTATIVES, FEBRUARY 19, 1811.

Mr. NEWTON, from the Committee of Commerce and Manufactures, to whom was referred the petition of William Patterson and Sons, of Baltimore, merchants, made the following report:

From a statement of facts furnished by the Treasury Department, on the application of the committee, it appears that William Patterson and Sons imported into the United States, between the months of August, 1807, and May, 1809, a quantity of coffee and sugar, the right to export which, with privilege of drawback, expired (after deducting the time during which the embargo was in force) between November, 1809, and March, 1810. The petitioners shipped the merchandise, with intent to export the same, in August, 1809. The ships and cargoes have never departed, and remain in port to this day.

From this statement of facts, it results that the petitioners have enjoyed, for a considerable time, the use of \$62,745 80, the property of the United States, as the merchandise on which the drawback was allowed has not been exported; that they have forfeited their export bond, inasmuch as more than twelve months have passed away since the debentures issued, and that the merchandise, having remained in the United States more than two years (after which allowance for the time the embargo was in operation,) has lost the privilege of being exported with an allowance of drawback. The petitioners, in addition to the facts stated in the petition, state, that the Java coffee was imported for the purpose of being exported with privilege of drawback, it being an article no ways saleable in the markets of the United States.

The committee have given due consideration to the case of the petitioners. Guided in all their decisions, as heretofore made on similar subjects, by the revenue laws, they cannot, at this time, conceive themselves at liberty to depart from the injunction of those laws. The committee regret that the petitioners are placed in a situation which will cause them to sustain a loss; they regret that the character of the times is such as to produce the difficulties of which they so justly complain; and, what adds to the regret of the committee is, the reflection that they cannot afford the relief sought, without doing incalculable mischief to the public. The committee, after taking every view of this case of which it is susceptible, with every disposition to render the petitioners ample justice, are compelled to say that the case is without remedy.

The committee are conscious that all attempts to discriminate this case from others which have occurred, and may occur, will be without success; distinctions may be fancied, and endeavored to be traced, but, to reason, no difference will be visible; whatever shape or coloring may be given to it, still the family physiognomy will be preserved, and will be clearly discernible. The merchandise, after deducting the time during which the embargo was in force, has been in the United States a period of time considerably over twelve calendar months. No merchandise can be exported, with privilege of drawback, after it has remained in the United States more than twelve calendar months. From these facts, the clear inference is, that the merchandise cannot now be exported according to law, with privilege of drawback.

It may be said that, the merchandise having been shipped with intent to be exported with privilege of drawback, it ought, in contemplation of, and according to, a fiction of law, to be considered as exported. To this, the committee answer, that a fiction in law may sometimes be recurred to, to give complete operation to a law, but never to destroy the law. The committee are not so credulous as to be persuaded that a ship, with a cargo on board, lying in the waters of the United States, is not within the jurisdiction of the United States; nor, that merchandise on board of a ship ought to be entitled to a privilege to which, in a store, it is not.

To grant the prayer of the petitioners would be (as the committee view this subject) to destroy the drawback system, and to compel the United States to refund considerable sums of money to persons who have heretofore shipped merchandise after it had lost its privilege of drawback. The committee beg leave to refer to a statement of facts from the Treasury Department, and to a letter from the Comptroller of the Treasury, bearing date — April, 1810, to the different collectors throughout the United States, for further information on this subject. The committee, with great deference, submit to the House the following resolution:

*Resolved*, That the prayer of the petitioner is unreasonable, and ought not to be granted.

12th CONGRESS.]

No. 164.

[1st Session.

## EVASIONS OF THE NON-IMPORTATION ACT.

COMMUNICATED TO THE HOUSE OF REPRESENTATIVES, ON THE 2D OF DECEMBER, 1811.

TREASURY DEPARTMENT, November 26th, 1811.

SIR:

The evasions of the non-importation act appear to have principally arisen from three quarters.

1. Vessels have arrived from ports not belonging to Great Britain, with merchandise of British growth or manufacture, which has been entered as being of the growth or manufacture of other countries. This is believed to have been by far the most fruitful source of evasions, and appears to have been, as yet, confined to vessels coming with colonial produce from St. Bartholomew and Spanish ports.

2. Coasting vessels, chiefly from the Northern ports, have brought large quantities of plaster of paris, commonly taken on board in the waters of Passamaquoddy bay; and it is suggested that they have also occasionally received there, or from vessels at sea, other species of British merchandise.

3. Merchandise has been illegally imported by land from Canada, and, as it is believed, principally through the State of Vermont.

The official and direct information received on that subject is not very extensive. Verbal or private communications have been made to me, more in the shape of suggestions than founded on a positive knowledge of the facts. Still, that evasions have taken place, in the manner above stated, is sufficiently established. But I am induced to believe, that, with the exception of rum brought in from St. Bartholomew, and of plaster of paris from New Brunswick, the amount of merchandise actually smuggled is not very considerable. Exclusively of special instructions applicable to particular cases, and of the employment of cutters, boats, and men, the general measures adopted for checking and preventing those illegal attempts were incorporated, and will be found in the two enclosed circulars. But some further provisions appear necessary, and I beg leave to submit the following suggestions:

I. With respect to the importation of British articles, under color of their being the produce of other countries, two efficient modes may be adopted: 1, To admit no such articles, after a certain date, unless accompanied with a certificate of origin from the American consul, or commercial agent, at the port of exportation. 2, To direct a summary mode, by sworn examiners, to decide, at the time of arrival, on the origin of the article, which decision shall be admitted as conclusive evidence in case of trial.

II. In relation to coasting vessels, it is proposed, 1, That they should be obliged to enter and clear, though ostensibly bound to another port in the same or an adjoining State, making only the proper exceptions in favor of packets, and of vessels employed solely within the same river or bay. 2, That the collectors should be authorized and directed to inspect all articles of foreign growth or manufacture, transported coastwise, both when put on board and before the same are again landed.

III. The situation of Passamaquoddy seems to require some special provisions, such as to forbid altogether the importation of any foreign article from that port into any other port of the United States, and not to suffer any vessels to go there without special permission from the President. Similar provisions may also be useful with respect to St. Mary's, in Georgia.

IV. It is believed that the prevention of smuggling from Canada depends more on the vigilance and activity of the collectors, and persons employed by them, than on any additional legal provision. It seems, however, necessary to extend generally to inspectors the power of searching houses, which, by the collection law, is given only to the collectors, or persons acting under a special appointment for each case. It has also been suggested that a permission to import salt from Canada would, in other respects, facilitate the execution of the law.

V. It is not known that vessels, laden with salt, and coming from Lisbon and other places, have brought any forbidden articles; but the facility of concealment, the article being now duty free, and neither measured or examined, is obvious; and it suggests the propriety of directing that salt should be measured, or weighed, as if liable to duty.

There are some other improvements, of a more general and permanent nature, to which the attention of this department has been more forcibly called by the restrictive laws, and which I will also beg leave to suggest.

The superintendence of the treasury over the collectors, for the purpose of producing uniformity in every respect, and of obtaining early information of delinquencies, unfaithfulness, or neglect, would be much more prompt and efficient with the aid of some officers, who should, once or twice a year, visit all the custom houses, examine the books, the manner of ascertaining duties, and generally the conduct of the collectors, and report to the treasury. I believe four such officers would be sufficient, and that, exclusively of other advantages, the delinquencies they would prevent would more than pay their compensation. The importance of promptly ascertaining the want of vigilance of a single collector, is at this time obvious.

The mode of appraising merchandise seized by collectors, and restored by order of a court, requires revision. It is defined only in cases arising under the collection law, and in all others is left altogether to the discretion of each separate district court. In all cases, it seems necessary and just that the invoices should be produced and the true value ascertained in the same manner as is provided for ascertaining duties; that the duties should, in every instance, be secured; and that the security given for the value appraised should be indisputable, and approved by the collector or district attorney.

Another evil of great magnitude arises from the want of a sufficient remedy in the case of inability of the district judge to perform the duties of the office. The only provision in force is a transfer of suits to the circuit court, which, in States where that court is already overburdened with business, is altogether inefficient. The enclosed letter, marked D, will show the extent of the inconvenience in one of the districts.

The Northern frontier of the United States, from lake Champlain to lake Erie, includes seven districts, viz. Champlain, Oswegatchie, Sackett's Harbor, Oswego, Genesee, Niagara, and Buffalo creek, all in the State of New York. The distance from the city of New York, where alone the district court is held, and that court having more other business than any other in the United States, is one of the greatest obstacles to the execution of the revenue laws. In fact, a district court is, in that respect, as necessary on that frontier as on the Atlantic coast.

I have the honor to be, very respectfully, sir, your obedient servant,

ALBERT GALLATIN.

The Honorable THOS. NEWTON, *Chairman of the Committee of Commerce and Manufactures.*

[12th CONGRESS.]

No. 165.

[1st SESSION.]

### SEA LETTERS.

COMMUNICATED TO THE HOUSE OF REPRESENTATIVES, DECEMBER 10, 1811.

Mr. NEWTON, from the Committee of Commerce and Manufactures, to whom was referred the petition of Thomas Fishbourn Wharton, of the city of Philadelphia, made the following report:

The petitioner states that, in the month of August, 1809, he sent his schooner *Ariadne*, commanded by Samuel Richardell, on a voyage to the coast of Africa; that she arrived safe there, and sailed for Philadelphia with a return cargo in the month of June, 1810; that, after encountering many disasters, she was compelled to put into Sierra Leone for repairs, in the month of August, 1810; that, on examination, she was found by competent authority not to be sea worthy, and was accordingly condemned and sold.

That, no vessel being procurable to bring home on freight the cargo of the *Ariadne*, the above mentioned Samuel Richardell was obliged to purchase the schooner *Esperanza*, a Spanish vessel, which took on board the said cargo, sailed on the 28th of September, 1810, and arrived in the port of Philadelphia the 16th of November, in the same year. The petitioner further states that the said Samuel Richardell, at the time of purchasing the schooner *Esperanza*, had no notice of the act of Congress, passed the 26th of March, 1810, entitled "An act to prevent the issuing of sea letters, except to certain vessels." The petitioner prays that an act of Congress may pass, to authorize the issuing of a sea letter for the said schooner *Esperanza*, she being, at present, totally useless to the petitioner, for the want of such a muniment.

The committee cannot recommend to the House of Representatives this case as one requiring the interposition of its high authority. The same policy which demanded the existence of the act preventing the issuing of sea letters, except to certain vessels, requires the continuance of it. If it be opened for one petitioner, others will knock, and the principles of equal justice will compel the Legislature again and again to open it.

Thus an act will virtually be repealed, whose professed object is, to encourage our own naval architects; to afford to the land holder a market for his timber; and to discourage the capture of American vessels by the lawless banditti that rove on and infest the ocean—the inducement to capture vessels ceasing to stimulate, when there is little or no prospect for selling them to advantage.

The hazards to which commerce is liable, and against which prudent merchants solicitously guard, properly belong to insurance institutions. Frequent recurrence to these should be had, and to the Legislature seldom.

For these reasons, the committee recommend the adoption of the following resolution:

*Resolved*, That the petitioner have leave to withdraw his petition.

12th CONGRESS.]

No. 166.

[1st SESSION.]

## CERTAIN IMPORTED ARTICLES OF COPPER NOT LIABLE TO DUTY.

COMMUNICATED TO THE HOUSE OF REPRESENTATIVES, ON THE 11th DECEMBER, 1811.

TREASURY DEPARTMENT, *December 5th, 1811.*

SIR:

I had the honor to receive your letter of the 2d instant.

I am not possessed of the official copy of the decision respecting copper bottoms, to which you allude. The enclosed copies of a circular and of a letter to the collector of Baltimore, both from the Comptroller, will show the directions given in pursuance of that decision.

The copper articles duty free are pigs, plates, and bars. According to the decision of the court, raised or round copper bottoms are now considered as plates. I should suppose sheets to be synonymous with plates. We have not considered *bolts* as being embraced by the expression *bars*. Generally, plates or sheets and bars were considered as duty free only when no other workmanship had been bestowed on them, preparatory to the use for which they were intended. But the decision respecting copper raised bottoms is contrary to that principle; and it is desirable that the law should now define with precision the objects intended to be exempted from the payment of duty.

I have the honor to be, respectfully, sir, your obedient servant,

ALBERT GALLATIN.

HON. THOMAS NEWTON, Esq.

*Chairman of the Committee of Commerce and Manufactures.*

## [CIRCULAR TO COLLECTORS.]

TREASURY DEPARTMENT, *Comptroller's Office, April 24, 1809.*

SIR:

You were informed, in a circular letter of the 25th of March, 1807, that a question was depending in the supreme court, whether copper bottoms, *cut round* for stills, and *raised* copper bottoms intended for the same purpose, were subject to duty, and you were instructed to take bonds for the duties, but to suspend the collection until the question should be decided.

I have now to inform you, that the court have decided that *raised copper bottoms*, intended for stills, are not subject to duty; it follows, that *round copper bottoms*, intended for the same use, not turned up at the edge, are also exempted.

You will therefore cancel the bonds taken for duties in such cases, and you will refund the duties in all cases where they were recovered by suit, and also in every case where it was understood, at the time of the execution of the bond, that the payment should depend on the decision of the court.

Let the amount be charged in your account current as duties refunded, and transmit, in every case, together with the importer's receipt, a particular statement, showing the time of importation, the name of the vessel in which the importation was made, the master's name, the value of the merchandise, and amount of duties. You will of course make the proper entries in your bond account in relation to the cancelled bonds.

I am, sir, respectfully, your obedient servant.

TREASURY DEPARTMENT, *Comptroller's Office, July 17, 1809.*

SIR:

I have received a letter from William H. Winder, Esquire, attorney of — Potts, in which he states that a difficulty exists with you as to the extent to which you are to refund duties received on the importation of copper bottoms. In addition to the instructions heretofore given, it may be observed, that, in all cases prior to the 25th of March, 1807, where the duties were paid under the prevailing construction of the law, they are not to be refunded. In such cases, the party interested must apply to the Legislature for relief. They may be refunded in cases where they were paid since the 25th of March, 1807; the party making the declaration at the time, to avoid an exclusion of credit at the custom house.

I am, sir, respectfully, your obedient servant,

G. DUVALL.

JAMES H. M'CULLOCH, *Esq. Collector, Baltimore.*

[12th CONGRESS.]

No. 167.

[1st SESSION.]

## TONNAGE FOR THE YEAR 1810.

COMMUNICATED TO THE HOUSE OF REPRESENTATIVES, DECEMBER 16, 1811.

TREASURY DEPARTMENT, *December 12, 1811.*

SIR:

I have the honor to transmit the annual statement of the district tonnage of the United States, on the 31st of December, 1810; together with an explanatory letter of the Register of the Treasury.

I have the honor to be, very respectfully, sir, your obedient servant,

ALBERT GALLATIN.

The Honorable the SPEAKER of the *House of Representatives.*

TREASURY DEPARTMENT, *Register's Office, December 7th, 1811.*

SIR:

I have the honor to transmit the annual statement, to 31st December, 1810, of the district tonnage of the United States.

	Tons. 95ths.
The registered tonnage is stated in said abstract at . . . . .	984,269.05
The enrolled and licensed at . . . . .	405,346.69
The fishing vessels at . . . . .	35,167.48
Amounting to . . . . .	<u>1,424,783.27</u>

The tonnage on which duties were collected during the same year, amounted as follows:

Registered tonnage paying duty on each voyage, . . . . .	876,391.89
Enrolled and licensed tonnage employed in the coasting trade, paying an annual duty, . . . . .	314,687.83
Fishing vessels, the same, . . . . .	30,208.50
	<u>1,221,288.32</u>

NOTE.—Duties were also paid on tonnage owned by citizens of the United States, engaged in foreign trade, not registered, . . . . . 30,041.88  
Ditto, in the coasting trade, . . . . . 59.00

30,100.88

Total amount of tonnage on which duties were collected, . . . . . 1,251,389.25

The amount of the registered tonnage, as examined and settled at the treasury, from the accounts of the collectors of the several districts, is stated at 984,269.05 tons. This aggregate is something more than the true amount; to correct which, lists of the outstanding registers are forming at the treasury, from the marine records. Upon each collector being furnished with a list of outstanding registers (comprehending the number, name, and tonnage of each vessel) applicable to his district, he will be enabled to correct the same, by striking off those vessels which no longer belong thereto. From these results, a corrected statement will be exhibited for the ensuing year. I beg leave to observe that, on a former occasion, you resorted to this mode; and on which your communication was made to the House of Representatives of the United States, on the 27th February, 1802,

984,269.05

The enrolled and licensed tonnage is stated at the amount upon which the annual duty was collected in 1810, on that description of tonnage, as being the most correct, and may be considered nearly the true amount,

314,687.83

The fishing vessels the same, . . . . . 30,208.50

30,208.50

The district tonnage of the United States, on the 31st December, 1810, is estimated at

1,329,165.43

Of the registered tonnage, amounting, as before stated, to 984,269.05, it has been ascertained that there were engaged in the whale fishery, . . . . . 3,249.72

3,249.72

Enrolled and licensed, also in the whale fishery, . . . . . 339.24

339.24

Amounting to . . . . . 3,589.01

It appears, by the collectors' abstracts, that 127,575.86 tons new vessels were built in the year 1810, whereof 102,479.72 tons were registered, and 25,096.14 tons were enrolled.

I have the honor to be, sir, with the greatest respect, your most obedient and most humble servant,

JOSEPH NOURSE, *Register.*

Honorable ALBERT GALLATIN, *Secretary of the Treasury.*



Abstract of the Tonnage of the Shipping of the several Districts of the United States, on the last day of December, 1810.

DISTRICTS.	Registered.		Enrolled and Licensed.		Licensed under twenty tons.		Aggregate Tonnage of each district.	Proportions of the Enrolled and Licensed Tonnage employed in the		
	Permanent.	Temporary.	Permanent.	Temporary.	Coast'g trade.	Cod Fishery.		Coast'g Trade.	Whale Fishery.	Cod Fishery.
Portsmouth, <i>New Hampshire</i> ,	23,897.76	636.19	3,650.55	168.26	133.56	333.62	28,820.09	2,863.87	-	954.89
Newburyport, <i>Massachusetts</i> ,	29,514.60	3,944.64	5,398.47	-	60.78	181.38	39,100.02	4,071.12	-	1,327.35
Gloucester,	4,882.76	120.86	3,502.13	74.41	319.81	2,493.73	11,393.85	2,643.70	-	932.79
Salem,	33,459.43	1,449.70	6,446.84	-	33.94	73.74	41,463.80	5,991.57	-	455.27
Ipswich,	129.13	22.40	911.34	21.12	46.84	146.38	1,277.31	531.14	-	401.32
Marblehead,	10,699.55	328.38	9,576.16	131.33	186.74	-	20,922.26	6,578.17	-	3,129.32
Boston,	100,085.74	23,494.52	19,589.08	4,740.13	466.67	745.61	149,121.85	17,060.33	-	7,268.33
Plymouth,	13,119.74	607.71	9,054.64	124.02	15.03	107.18	23,028.42	6,504.76	-	2,673.85
Barnstable,	1,274.67	83.46	14,045.83	70.16	403.77	297.53	9,228.11	16,175.57	-	4,887.88
Nantucket,	11,940.82	109.13	4,436.67	213.83	76.02	-	16,776.57	4,266.63	122.60	261.27
Edgartown,	153.32	463.93	712.00	32.66	29.69	-	1,391.70	641.04	-	103.62
New Bedford,	18,157.48	91.22	7,955.16	42.85	131.21	-	26,378.02	7,703.67	-	294.34
Dighton,	2,184.67	80.75	4,743.86	26.32	91.05	-	7,126.75	4,724.02	-	46.21
York,	1,676.65	221.49	1,512.49	70.50	129.15	112.82	3,723.25	1,505.74	-	77.25
Kennebunk,	7,786.51	418.55	448.14	-	15.12	139.68	8,808.10	448.14	-	-
Biddeford, <i>Saco</i> ,	6,003.76	153.42	1,494.34	-	15.67	52.41	7,719.70	1,383.21	-	111.13
Portland,	22,592.52	2,337.57	6,266.37	100.69	513.58	788.90	32,599.78	5,927.29	-	439.77
Bath,	15,867.38	1,574.41	2,547.19	-	124.63	231.15	20,344.81	2,421.17	-	126.02
Wiscasset,	13,970.82	474.72	2,671.14	-	39.02	755.35	17,911.15	2,438.46	-	232.63
Waldoborough,	7,330.66	856.01	9,857.04	-	151.18	846.80	19,041.74	9,722.17	-	134.82
Penobscot,	8,674.47	579.80	7,745.04	-	371.90	648.33	18,019.64	7,463.27	-	281.72
Frenchman's Bay,	763.46	572.60	2,793.29	133.88	421.47	143.35	4,828.20	2,805.72	-	121.45
Machias,	798.83	278.08	1,040.12	-	81.33	60.72	2,259.18	904.37	-	135.70
Passamaquoddy,	1,030.90	2,444.30	485.79	1,810.68	15.45	13.74	5,801.06	2,296.52	-	-
Vermont,	494.51	-	-	-	-	-	494.51	-	-	-
Newport, <i>Rhode Island</i> ,	7,278.26	1,631.62	3,155.67	187.58	263.78	-	12,517.06	2,989.13	216.59	137.53
Bristol,	6,226.38	419.44	1,065.26	-	65.59	-	7,776.72	1,605.26	-	-
Providence,	12,423.92	520.21	2,844.67	-	-	-	15,863.85	2,844.67	-	-
New London, <i>Connecticut</i> ,	3,487.43	775.26	5,309.32	65.73	305.55	371.16	10,814.55	4,665.01	-	1,210.09
Middletown,	10,401.58	372.78	5,349.85	332.04	675.41	-	17,131.76	5,681.89	-	-
New Haven,	6,798.32	203.34	3,128.48	99.84	264.02	-	10,494.10	3,105.04	-	123.33
Fairfield,	632.49	-	5,894.84	-	142.85	-	6,670.28	5,894.84	-	-
Lake Champlain, <i>New York</i> ,	150.78	-	-	-	-	-	150.78	-	-	-
Hudson,	1,563.86	-	1,790.71	-	99.20	-	3,453.82	1,790.71	-	-
New York,	163,553.81	22,102.80	79,089.84	-	2,801.41	-	268,548.01	79,089.84	-	-
Sagg Harbor,	948.71	236.57	3,037.88	-	151.21	33.15	4,407.62	2,656.00	-	381.88
Perth Amboy, <i>New Jersey</i> ,	2,517.92	14,632.55	7,034.30	-	682.42	-	24,867.29	7,034.30	-	-
Little Egg Harbor,	-	-	1,847.47	-	51.54	-	1,899.06	1,847.47	-	-
Burlington,*	-	-	1,337.51	26.22	228.92	-	1,592.70	1,363.73	-	-
Bridgetown,	187.94	-	9,661.52	43.89	1,575.21	-	11,468.66	9,705.46	-	-
Great Egg Harbor, †	-	-	3,976.54	-	-	-	3,976.54	3,976.54	-	-
Philadelphia, <i>Pennsylvania</i> ,	100,953.08	8,501.72	12,921.81	1,333.90	1,547.49	-	125,258.15	14,255.76	-	-

ABSTRACT—Continued.

DISTRICTS.	Registered.		Enrolled and Licensed.		Licensed under twenty tons.		Aggregate Tonnage of each district.	Proportions of the Enrolled and Licensed Tonnage employed in the		
	Permanent.	Temporary.	Permanent.	Temporary.	Coast'g trade.	Cod Fishery.		Coast'g trade.	Whale Fishery.	Cod Fishery.
	Tons. 95ths.	Tons. 95ths.	Tons. 95ths.	Tons. 95ths.	Tons. 95ths.	Tons. 95ths.		Tons. 95ths.	Tons. 95ths.	Tons. 95ths.
Presque Isle,	173.72	-	-	-	-	-	173.72	-	-	-
Wilmington, <i>Delaware</i> ,	789.83	453.05	6,182.64	79.10	687.45	-	8,192.17	6,261.74	-	-
Baltimore, <i>Maryland</i> ,	78,878.44	9,520.22	12,980.92	-	2,065.06	-	103,444.69	12,980.92	-	-
Chester,	-	-	1,519.11	-	93.63	-	1,612.74	1,519.11	-	-
Oxford,	-	248.02	10,336.93	-	1,781.64	-	12,366.64	10,336.93	-	-
Vienna,	784.05	57.06	9,496.61	-	1,933.75	-	12,271.52	9,496.61	-	-
Havre de Grace,	-	-	1,857.44	-	119.88	-	1,977.37	1,857.44	-	-
Snow Hill,	557.32	-	5,121.48	-	751.83	-	6,430.68	5,121.48	-	-
Annapolis,	-	-	1,633.84	-	449.72	-	2,083.61	1,633.84	-	-
Nottingham,	-	-	1,385.22	-	48.58	-	1,433.80	1,385.22	-	-
Nanjemoy, St. Mary's,	-	-	1,916.17	-	249.46	-	2,165.63	1,916.17	-	-
Georgetown, <i>Columbia</i> ,	1,206.26	227.84	1,804.49	-	566.47	-	3,805.16	1,804.49	-	-
Alexandria,	5,952.53	2,029.53	2,857.07	121.40	775.73	-	11,736.36	2,978.47	-	-
Hampton, <i>Virginia</i> ,	-	-	593.86	53.27	233.40	-	880.58	647.18	-	-
Norfolk,	23,284.39	12,206.24	7,182.12	2,399.17	2,571.29	-	47,643.26	9,581.29	-	-
Petersburg,	2,986.57	1,110.31	3,040.65	488.91	479.15	-	8,107.69	3,529.61	-	-
Richmond,	1,170.18	1,459.70	3,408.38	278.58	40.63	-	6,357.57	3,687.01	-	-
York Town,	-	-	3,293.25	36.87	323.41	-	3,653.58	3,330.17	-	-
East River,	536.15	100.30	1,106.92	-	280.82	-	2,024.29	1,106.92	-	-
Tappahannock,	802.75	391.37	4,373.62	537.55	784.82	-	6,890.26	4,911.22	-	-
Yeocomico,	-	-	1,426.18	-	431.64	-	1,857.82	1,426.18	-	-
Dumfries,	-	102.39	1,091.93	-	318.76	-	1,513.18	1,091.93	-	-
Folly Landing,	856.59	-	1,266.82	-	1,325.58	-	3,449.09	1,266.82	-	-
Cherry Stone,	330.59	-	705.77	-	510.71	-	1,547.17	705.77	-	-
Ocracock, <i>North Carolina</i> ,	-	-	443.70	-	17.11	-	460.81	443.70	-	-
Wilmington,	4,371.06	1,954.71	455.31	52.71	152.50	-	6,986.39	508.07	-	-
Newbern,	4,408.78	1,216.91	1,550.69	-	236.68	-	7,413.21	1,550.69	-	-
Washington,	3,297.93	1,451.14	1,799.48	-	522.16	-	7,070.76	1,799.48	-	-
Edenton,	3,328.44	1,445.53	3,625.48	51.57	811.05	-	9,262.17	3,677.10	-	-
Camden,	2,361.74	1,740.55	1,965.59	-	807.50	-	6,875.48	1,965.59	-	-
Beaufort,	306.84	-	304.65	-	318.15	-	929.69	304.65	-	-
Charleston, <i>South Carolina</i> ,	36,120.06	7,234.71	8,542.42	867.04	123.83	-	52,888.16	9,409.46	-	-
Beaufort,	-	-	40.08	-	-	-	40.08	40.08	-	-
Savannah, <i>Georgia</i> ,†	4,184.46	6,029.21	1,494.84	947.32	23.36	-	12,679.29	2,442.21	-	-
Sunbury,	197.35	-	-	-	-	-	197.35	-	-	-
Brunswick,	30.80	-	361.53	127.56	78.57	-	593.56	489.14	-	-
St. Mary's,	456.87	1,506.57	176.02	-	5.35	-	2,144.86	176.02	-	-
Plymouth, <i>North Carolina</i> ,	433.12	155.37	313.13	-	54.88	-	956.55	313.13	-	-
Mississippi,	9,001.33	2,385.12	1,326.69	-	528.86	-	13,242.10	1,326.69	-	-
	840,431.67	143,837.33	381,812.33	15,891.94	34,232.57	8,577.28	1,424,783.27	371,114.12	339.24	26,250.91

\* Fourth quarter, 1808, being the last return.

† Fourth quarter, 1809, being the last return.

‡ Third quarter, 1810.

## Recapitulation of the Tonnage of the United States for 1810.

	Tons. 95ths.	Tons. 95ths.	Tons. 95ths.
The aggregate amount of the tonnage of the several districts of the United States, on 31st December, 1810, is stated at	-	-	1,424,783.27
Whereof: Permanent registered tonnage, - - - - -	840,431.67		
Temporary do. do. - - - - -	143,837.33		
Total registered tonnage, - - - - -	-	984,269.05	
Permanent enrolled and licensed tonnage, - - - - -	381,812.33		
Temporary do. do. do. - - - - -	15,891.94		
Total enrolled and licensed tonnage, - - - - -	-	(a) 397,704.32	
Licensed vessels under twenty tons, viz:			
Employed in the coasting trade, - - - - -	34,232.57		
Do. in the cod fishery, - - - - -	8,577.28		
Total licensed under twenty tons, - - - - -	-	42,809.85	
As above, - - - - -	-	-	1,424,783.27
(a) Of the enrolled and licensed, there were employed in the coasting trade, - - - - -	371,114.12		
Do. do. do. in the whale fishery, - - - - -	339.24		
Do. do. do. in the cod fishery, - - - - -	26,250.91		
As above, - - - - -	-	397,704.32	

12th CONGRESS.]

No. 168:

[1st SESSION.

## IMPROVEMENT IN LIGHTING LIGHT HOUSES.

COMMUNICATED TO THE HOUSE OF REPRESENTATIVES, JAN. 3, 1812.

TREASURY DEPARTMENT, December 4, 1811.

SIR:

An improvement in the mode of lighting light houses, for which Mr. Winslow Lewis has obtained a patent, has been adopted in three of the Massachusetts light houses, and, so far, with great success, both as to the brilliancy of the light and the saving of the oil. The expense which would be incurred by extending the improvement to all the light houses, including both the actual cost and the remuneration asked by Mr. Lewis, would, however, exceed the ordinary appropriations. I beg, therefore, leave to lay the subject before the Committee of Commerce and Manufactures, and, for that purpose, transmit the correspondence and reports which have taken place. Mr. Lewis is in the city, and will, if necessary, wait on the committee, in order to give further explanations. Should it be thought proper to authorize the expense, nothing more will be necessary than to introduce an item to that effect in the general appropriation law.

I have the honor to be, respectfully, sir, your obedient servant,

ALBERT GALLATIN.

Honorable THOMAS NEWTON,

Chairman Committee Commerce and Manufactures.

BOSTON, June 22, 1810.

SIR:

Winslow Lewis, of this town, has obtained a patent for lighting light houses; and some experiments have been made, with the aid of the revenue cutter, and under the direction of some of the members of the Marine Society, of this town, whose report is herewith enclosed, by which you will observe, that there is, at least, a strong probability of rendering our light houses more useful, and at a considerable less expense of oil, than they now are. I have had several conversations with Mr. Lewis, on the subject of his lamps, and the manner of applying their use to light houses; and I had contemplated having one of the Cape Ann light houses fitted up in the manner he proposes; by which means we should be able to form a fair and satisfactory comparison between his mode of lighting and that now in practice. But the expense of fitting one of those lights will, I find, cost from four to six hundred dollars; and, of course, puts it out of my power to authorize the experiment. But, I am fully persuaded that it would be advisable to have such an experiment made. By having the two Cape Ann lights kept in the best manner for one or two months, one lighted in the usual way, and the other in the manner proposed by Mr. Lewis, it would be ascertained, beyond all doubt, whether his method is or is not entitled to a preference. And, if it shall be considered expedient to authorize me to have the experiment made, I will endeavor to have it effected in a satisfactory manner. I have requested Mr. Lewis to state what sum he would demand for his patent right for the light houses within the United States, or what he would engage to fit the different light houses for, including, in his prices, his patent right. He has stated his patent right at ten thousand dollars, for the light houses altogether; and his prices, from thirty to fifty dollars per lamp, for fitting them; or one hundred dollars per lamp, including his patent right. I think his prices too high, and I presume he would take less. The number of his lamps required for our largest and most important light houses, would be from 13 to 15; and for others of less importance, from 7 to 10. His lamps, with their reflectors and convex glasses, would probably cost from 25 to 30 dollars each, exclusive of putting them up.

Yours, with esteem,

H. DEARBORN.

Hon. ALBERT GALLATIN.

At a quarterly meeting of the Boston Marine Society, held at the Exchange coffee house, on Tuesday evening, May 1st, 1810, a communication was made from the collector of the port, by Captain Winslow Lewis, requesting the society to appoint a committee of its members to go down the harbor, on a clear night, and judge of the experiment of improved reflecting lamps, to be placed in the lantern of the light house, and to report an opinion to the society, on their effect and utility.

Capt. George G. Lee, Capt. William Machett, Capt. Benjamin Smith, were appointed a committee for the above purpose.

At a monthly meeting of the trustees of the Boston Marine Society, held at the Exchange coffee house, on Tuesday evening, 5th June, 1810, the committee appointed to go down the harbor and judge of the effect and utility of improved reflecting lamps, placed in the lantern of the light house, made the following report, which was unanimously accepted by the board of trustees; and the president and secretary were authorized to give a copy thereof to Captain Winslow Lewis, certified under their hands, and the seal of the society.

Attest,

BENJAMIN HOMANS, *Secretary.*

The committee appointed to observe the effect produced by lamps, on an improved construction, for lighting light houses, by Captain Winslow Lewis, have attended to that duty, and beg leave to report:

That they proceeded to Light House island, on Tuesday, the 8th day of May, where they attended to the manner of fixing the apparatus in the lantern of the light house, which consisted of six fountain Argand lamps, of the size commonly used in dwelling houses, disposed in two parallel rows, about fifteen inches apart, with a concave metallic reflector, of about seven inches focal distance, placed behind each, and three of them having each a large plain convex lens, of nearly the same focal length, placed in front. The time and manner of lighting and extinguishing them having been arranged with a careful person left there for the purpose, they proceeded about five leagues into the bay, bringing Boston light to bear about W. S. W., and Baker's island light about N. N. W., both nearly at the same distance. At sun down, both light houses were lighted as usual, and continued with their ordinary and similar appearance until 10 o'clock, when the lamps of the Boston light house were extinguished, and those of Captain Lewis lighted. The difference in the brightness of these and the light at Baker's island, was as great as would appear between a well trimmed Argand lamp and a common candle. In this situation they remained for the space of one hour; but, as the reflectors were all directed to this point, we stood so far to the southward and northward, as to vary the bearing of the light from W. by N. to S. W. by W., but saw no sensible diminution of their brilliancy. At 11 o'clock, these were extinguished, and the common lamps relighted. The effect produced by this change from light to comparative darkness was more striking than the first. We now stood towards the light house. At twelve o'clock, the Argand lamps were again lighted; but they received no perceptible additional lustre from the other lamps, which continued burning. When within two and a half leagues, their power was so great as to throw a strong shadow on the deck of the vessel. At 3, A. M., we anchored about half a mile from the light house. The lamps continued burning till day light, with undiminished clearness.

Besides the great increase of light, several other advantages are derived from this method. When properly trimmed, these lamps emit no smoke; the lantern will, consequently, be always clear. This difficulty cannot be easily remedied in the common lamps, and is one principal cause of their uniformly dull appearance. There is, likewise, great saving of oil, not more than one third of the quantity being necessary; as we were informed by the keeper of the light house, that from 4 to 5 gallons were daily expended; whereas, these lamps will not consume, on an average, more than 3 gills each, making one gallon and a half for sixteen lamps, which we are confident is as great a number as will ever be required in one lantern. The expense of fitting a light house in this way, we conceive, would not greatly exceed the common method, and no alterations would be required in buildings at present erected.

Although this experiment was made on a small scale, your committee were highly gratified with the result, and are of opinion that, should this improved method be adopted, it would be productive of great public utility.

All which is respectfully submitted.

GEO. G. LEE,  
WM. MACHETT,  
B. SMITH.

The foregoing proceedings, and report thereon, are copied from the records of the Boston Marine Society, and delivered to Captain Winslow Lewis, proprietor of the new improved reflecting lamps to be used in light houses.

Given under our hands, and the seal of the Boston Marine Society, at Boston, this seventh day of June, A. D. 1810.

JONA. CHAPMAN, *President.*  
BENJ. HOMANS, *Secretary.*

TREASURY DEPARTMENT, June 29, 1810.

SIR:

I have received your letter of the 22d inst., and you are hereby authorized to make the experiment of Mr. Lewis's improved lamp, provided the expense shall not exceed six hundred dollars.

I am, &c.

ALBERT GALLATIN.

HENRY DEARBORN, Esq.

Boston, Dec. 20th, 1810.

SIR:

Having, as you proposed, had one of the light houses on Thatcher's island, Cape Ann, fitted up in Lewis's new method for lighting light houses; and having had the other light house, at that place, put in the best repair, they were each kept lighted every night, for two months or more; and, from my own observations at sea, as well as from sundry other persons, such as masters of vessels and passengers, I am fully convinced that Mr. Lewis's system is far preferable to the present mode practised in the United States, both in regard to the brilliancy of the light and the saving of oil. I had a fair and full view of the two lights at Cape Ann, for several hours, at from 3 to 6 or 7 leagues distant: the southern one, which was lighted on Lewis's system, appeared, with the other, as a large brilliant star compared to a common small star, and the observations of all the other persons above referred to fully accord with my own. The difference in the expenditure of oil between the two lights at Cape Ann is as 1 to 2 in favor of the new method. And I am satisfied that, if the whole of the light houses in the United States should be fitted up on Lewis's principle, we should have much better lights, with a saving of, at least, one half the oil now necessarily used. The expense of fitting up the light houses, according to Mr. Lewis's plan, (according to his estimate) amounts to from 1,000 to 1,500 dollars each. What he will demand for his patent right for the whole of the lights that have been or shall be established within the United States, I cannot say. He will be at Washington soon. Whether he is, in fact, the inventor of this new mode of lighting light houses, I cannot say. It appears that a new light has lately been erected on Holly Head, in Wales, partly on Lewis's model; the only difference being his addition of the lenses placed before each lamp.

Mr. Lewis proposes setting out for Washington, within a few days, with models of his proposed system. He will be able to explain to you whatever relates to the subject. I think his estimate, herewith enclosed, is too high.

Yours, with esteem,

H. DEARBORN.

HON. ALBERT GALLATIN.

*Estimate of the expenses of fitting a revolving Light House, with 15 lights, viz:*

15 silver plated reflectors, 16 inches diameter, and 15 copper lamps, tinned, with Argand burners, at \$40,	\$605
15 lenses, 9 inches diameter, at \$14,	210
600 lbs. iron work,	150
Expenses of fitting up the new and altering the old,	335
Clock work for the revolving,	120
	<hr/>
	\$1,320
For superintending the work,	180
	<hr/>
	\$1,500

For a fixed light, of the same number of lamps, deduct the charge for the clock work.

BOSTON, 9th April, 1811.

SIR:

In January last I waited on you at Washington, with my models for the improvement of light houses, by lighting them with metallic reflectors. It then being too late to lay the improvement before Congress, you assured me that General Dearborn should receive instructions to have light houses agreeable to the models presented; since which, I have prepared the apparatus complete, for Cape Cod and Boston lights, one being a revolver and the other a fixed light, both of which are now in readiness; but General Dearborn not receiving any instructions respecting them, prevents my proceeding any further. Presuming that things of so minor importance may not have occurred to you since I left Washington, I have taken the liberty to address you on the subject, and would observe, that we have reduced the construction of the Argand lamp to the greatest simplicity. I would further observe, that the light house on Thatcher Island, which was fitted up, last summer, with the metallic reflectors, only wants the lamps fitted on our present simple plan, to make it permanent and complete for many years.

I am, &c.

WINSLOW LEWIS.

HONORABLE ALBERT GALLATIN, Esq.

TREASURY DEPARTMENT, April 15th, 1811.

SIR:

I have received a letter from Mr. Lewis, stating that he had prepared the apparatus for Cape Cod and Boston lights, one being a revolver, and the other a fixed light, agreeably to his improved plan of lighting.

You are hereby authorized to have those two light houses prepared and lighted accordingly; and I have to request that you will instruct the keepers to pay particular attention to the inconveniences and difficulties which may occur in the execution, in order that a final determination may be made respecting the plan. Thatcher's island light house may also be fixed on the same plan.

I am, &c.

ALBERT GALLATIN.

HENRY DEARBORN, Esq.

BOSTON, June 25th, 1811.

SIR:

Pursuant to the order received from you, through the Honorable Henry Dearborn, Esq. Boston light house has been fitted on the plan I had the honor to present to you last winter for the revolving light. The result, I flatter myself, has exceeded the public's most sanguine expectations; the light is distinctly seen at the distance of eleven leagues, and the consumption of oil reduced from twenty-eight gallons per week to seven gallons, and the works not in any way liable to get out of order. Satisfactory evidence will be furnished to prove what I assert. One of the Cape Ann light houses, which was partially fitted last summer, is now permanently fitted with strong substantial lamps, and is in operation. I had prepared all the apparatus for the light on Cape Cod, but, on examination, I found the lantern entirely unfit to put a light in, the diameter of it only five feet eight inches, and the iron work so badly made that the glass could not be kept in it. In consequence, the collector sent a committee down to examine the state of the lantern. A copy of their report, I have enclosed. It has always been the opinion that the light on Cape Cod was too high; it being a wooden building, it may be cut down with little expense. As the season is advancing, it would be desirable to have the light house altered while the nights are short. I should estimate that a new lantern, of ten feet diameter, complete, and the light house cut down, and the whole finished, might be done for \$1,500. The cost of fitting it with twelve metallic reflectors, the same number as Boston light, will not exceed \$700. As this will be a fixed light, the cost of the apparatus for fitting the common small lanterns, of six feet diameter, with fixed lights, will not exceed \$600. As soon as General Dearborn receives your instructions respecting the alterations of Cape Cod light, it can be completed in one month.

I am, &c.

WINSLOW LEWIS.

HONORABLE ALBERT GALLATIN, Esq.

LIGHT HOUSE ISLAND, Boston Harbor, 23d June, 1811.

I, the subscriber, do hereby certify, that I have been employed to attend the lamps at the above mentioned light house, which were lighted on the 15th May last, by Captain Winslow Lewis, and that I have consumed, since that time to this date, thirty gallons of oil, and that there have been, and now are burning, twelve lamps; and I am informed by the former attendant on the light, that the weekly consumption with the old light was twenty-eight gallons per week.

W. CUNNINGTON.

TREASURY DEPARTMENT, July 1st, 1811.

SIR:

I have received a letter from Mr. W. Lewis, enclosing a certificate of a committee of the Boston Marine Society, respecting the Cape Cod light house. Copies of both are enclosed, and I request your opinion on the subject.

It is doubtful whether the cutting down of the light house can be done out of the existing appropriations. This will be examined; but I will thank you to inform me whether, in your opinion, it would be proper to extend Mr.

Lewis's improvement to any other of the light houses, instead of that on Cape Cod. And I presume that, after the experiment made at the Boston light house, you have formed your opinion respecting the general utility and practicability of the plan, and the terms on which Mr. Lewis would agree to carry it into effect in all our light houses.

I am, &c.

ALBERT GALLATIN.

HENRY DEARBORN, Esq.

BOSTON, June 27th, 1811.

SIR:

I herewith enclose the reports of a committee of the Marine Society of this town, on Cape Cod light house, and on Boston light since it has been fitted upon Lewis's plan. From my own observation, as well as from the enclosed report, and other reports, it is evident that Lewis's plan is a great improvement on our former and present general system; the light can be discovered at a much greater distance than any of our other lights, and is far superior in brilliancy, and requires less than half the quantity of oil necessary for the old lamps. From the observations of a great number of persons who have examined the Cape Cod light house, I am satisfied that it was wretchedly constructed. The building is too high, and the lantern too small, and I have thought it expedient to advise Captain Lewis to postpone the fitting it up in his way, until it shall be decided whether any alterations are to be made in the height, and in the lantern. It is an important situation for a light, as well for other ports on this coast as for this.

Yours, with esteem,

H. DEARBORN.

HONORABLE ALBERT GALLATIN.

TREASURY DEPARTMENT, July 5th, 1811.

SIR:

Your letter of 27th ult. has been received. Referring you to mine of 1st inst. I can only add, that the success of Mr. Lewis's improvement appears to be such, that I feel disposed to extend it, as fast as the appropriations will permit, to all our light houses. Your opinion will, of course, have great weight, and it is important to ascertain on what terms Mr. Lewis will agree to prepare and fix the apparatus in the several light houses.

It is within the reach of the appropriations to carry the plan into effect this year, in all the light houses under your superintendence, which you will recommend, and in those of Montauk Point, Sandy Hook, Cape Henlopen, and Cape Henry.

I am, &c.

ALBERT GALLATIN.

HENRY DEARBORN, Esq.

BOSTON, 17th June, 1811.

We, the subscribers, members of the Boston Marine Society, do certify, that, on the 15th day of June, 1811, we went on shore at Boston light house to examine the alteration lately made by Captain Winslow Lewis in the light, and after strictly investigating every part, we do give it as our opinion, that the whole is now completed in a workmanlike manner, according to our ideas of Captain Lewis's plan. The lantern appeared to be entirely clear from any smoke; the lamps appeared to be tight and strong, and on a simple construction, and easily attended. We further examined Captain Lewis's plan of keeping oil in tin butts instead of casks or oil vats, and do highly approve of it, and do give it as our opinion that, by introducing them in our light, much oil may be saved, as we found that, during the summer, a considerable loss of oil is sustained by leakage from the cask; and when those butts are made use of, no oil house or cask will be wanting, as the basement story of any light house will always hold a sufficient number of those butts to contain as much oil as will be wanted at any one time, where the light is fixed on Captain Lewis's approved plan.

From the best information we could obtain from Captain Knox, the keeper of the light house, there have been about thirty gallons of oil consumed on the island per week, with the old light, and from the quantity consumed in the new light, since it has been in operation, there will not be more than ten gallons per week consumed on the island. On the night of the 15th we proceeded for Cape Cod in the revenue cutter; when, at the distance of four leagues, the lamps were lighted, the magnitude and strength of light produced was beyond any thing our most sanguine expectation could have conceived of; when at the distance of seven leagues, the magnitude and strength and light was the greatest to draw a comparison between the new and old light. We were at a loss to conceive the brilliancy of the sun and the paleness of the moon; we think the contrast not greater than the difference between the new and old light. When at the distance of ten leagues, the light was equally brilliant, but smaller, and seen in shorter periods; at the distance of eleven leagues we saw it, but soon after lost sight of it. It is our opinion that the new light may be seen five leagues farther distance than the old light. At six leagues distance from Plymouth light we lost sight of it; we then ran for Cape Cod light, and did not discover it till we were within two leagues of it, although the night was clear. From the observations we have made on Boston light, as it is now lighted, we are of an opinion, that, when all the lights in Boston bay are fitted on Captain Lewis's improvement, that in almost any weather a ship may run into Boston bay with safety, as she will always be in sight of some one of the lights.

JOHN FOSTER WILLIAMS,  
MICHAEL HOPKINS,  
HENRY ATKINS.

BOSTON, July 15, 1811.

SIR:

I herewith enclose proposals from Captain Lewis, for fitting up light houses on his plan, and also an estimate of the probable expense of cutting down Cape Cod light house, and constructing a new lantern, of the size of the Boston or Seguin lights. If you should think it advisable to have the alteration made this season, it would be desirable to have your answer as soon as convenient; and if you should conclude to have any number of the lights fitted up by Lewis, he ought to begin soon.

Yours, with esteem,

H. DEARBORN.

HON. ALBERT GALLATIN.

The light houses under my care, which I would recommend to be fitted up on Lewis's system, immediately, are, Nantucket; Cape Cod; Cape Ann, one is fitted the other not; Portland and Seguin.

P. S. The above lights are, and may be, stationary, not revolving.

H. DEARBORN.

H. D.

From the best information I obtained, it appears that the expense of cutting down Cape Cod light house and refitting it with a large new lantern, will amount to 1,500 dollars.

H. DEARBORN.

Boston, July 15, 1811.

SIR:

The following are the terms which I will engage in the arduous task of fitting all the several light houses in the United States, agreeable to the model presented to the Secretary of the Treasury last winter. I have subjoined a list of all the light houses in the United States, with the sum annexed to each that I will contract for; this sum includes all my own time and expenses in going to the different places, and the charges for my own invention, or patent right; the United States to know no other charge than the cost of apparatus, and fitting them in the light house. Some few of the light houses I am acquainted with; their situation, and the number of lamps they want. I have annexed the sum that I will find the apparatus, and fit them in for, and will immediately make myself acquainted with the situation and magnitude of the several light houses in the United States, so as to be able to say what any particular light house may be fitted for.

When it is taken into view the time and the money I have spent for four years past, to bring this invention to its present state, and the time I must spend, and the expenses I must be at, in going to all the light houses, which are extended along near 1,400 miles sea coast, and that I must give my personal attendance to the making of every part of the apparatus as well as the fitting them in all the various light houses, and then to see that the various keepers are made acquainted with the manner of attending to them, and do attend to their duty, and when the calculation is made of the vast importance the thing will be to the United States, in an economical view—there will be at least a saving of thirty thousand gallons of oil annually—besides the importance to navigation in having good lights, which is incalculable; when all those things are taken into view, I presume that the sum I have fixed will be thought lower than the importance of the thing merits. In this contract I agree to instruct all the keepers of the different light houses that I may fit, the manner of attending them, that is, those that are capable of instruction; but as there are many of the light house keepers who are not adequate to the important trust reposed in them, others who receive the salary and do not attend to it themselves, but employ some ignorant person for a trifling sum, who feels no responsibility; where I find this to be the case, I should claim the privilege of seeing there was a proper person appointed (with the concurrence of the superintendent of the light houses in that district) whose retainment of his place should depend on the attention paid to the light. I will contract to keep all the light houses that I may fit, supplied with tube glasses and wicks, for the term of seven years, and have them delivered at the light houses. Wicks of the best fabric at three dollars per groce; each light will consume about five groce per year; and tube glasses for the lamps at thirty-three cents each; each light will want about fifty of those annually; and keep all the lights supplied with spare lamps, and whatever may be necessary to keep the lights in order.

Each light to be paid for when completed; the United States to advance me, on the first day of September next, two thousand dollars in addition to the payment of what lights may be fitted before that time. Bonds will be given for the fulfilment of any contract required.

WINSLOW LEWIS.

HON. HENRY DEARBORN, Esq.

Boston, July 15, 1811.

If there is an order given for fitting of twenty light houses at one time, to the eastward of New York, including the one on Sandy Hook, I will deduct from the sum mentioned in the schedule, three hundred dollars from the light on Sandy Hook, and two hundred dollars from each light of the other nineteen; and if an order is given for the fitting of Cape Henlopen, Cape Henry, and Cape Hatteras lights, at one time, I will deduct from Cape Henlopen three hundred dollars, and from Cape Henry and Cape Hatteras two hundred dollars each.

WINSLOW LEWIS.

HON. HENRY DEARBORN, Esq.

*A list of the Light Houses belonging to the United States, viz:*

Cost of apparatus.	Light Houses.	Sum charged, exclusive of the cost of apparatus.	Cost of apparatus.	Light Houses.	Sum charged, exclusive of the cost of apparatus.
\$600	New Bedford, - - -	\$1,500		Cape Fear, - - -	\$2,000
700	Gay Head, - - -	1,500		Cape Lookout, - - -	2,000
600	Cape Page, - - -	1,500		Cape Henry, - - -	2,000
700	Nantucket, - - -	1,500		Cape Hatteras, - - -	2,000
450 each,	Chatham, 2 lights, - - -	2,500		New Point Comfort, - - -	1,500
700	Cape Cod, - - -	1,500		Old Point Comfort, - - -	1,500
600 each,	Plymouth, 2 lights, - - -	1,500		Smith's Point, - - -	1,500
	Boston, - - -	1,500		Cape Henlopen, - - -	2,000
600 each,	Baker Island, 2 lights, - - -	2,500		Sandy Hook, - - -	2,000
600	Cape Ann, - - -	1,500		Montauk Point, - - -	1,600
450	Wigwam Point, - - -	1,000		Little Gull Island, - - -	1,500
600 each,	Newburyport, 2 lights, - - -	2,500		Eaton's Neck, - - -	1,500
700	Portsmouth, - - -	1,500		New London, - - -	1,600
	Portland, - - -	1,600		Faulkner's Island, - - -	1,500
	Seguin, - - -	1,600		Lynde Point, - - -	1,500
	Franklin Island, - - -	1,500		Five Mile Point, - - -	1,500
	West Quoddy, - - -	1,800		Fair Weather Point, - - -	1,500
450	Scituate, - - -	1,000		Watch Hill, - - -	1,500
	Whitehead, - - -	1,500		Newport, - - -	1,500
	St. Simonds, - - -	2,000		Point Judith, - - -	1,500
	Sapelo Island, - - -	2,000		Tybee, - - -	2,000
	Charleston, S. C. - - -	2,000		Wood Island, - - -	1,500
	Georgetown, S. C. - - -	2,000			

BOSTON, July 15, 1811.

WINSLOW LEWIS.

TREASURY DEPARTMENT, July 24, 1811.

SIR:

I have received your letter of 15th instant; but the sum asked by Mr. Lewis is so large, that I do not feel authorized, however satisfied with the improvement, to direct its being extended to any other light house.

I am, &amp;c.

ALBERT GALLATIN.

HENRY DEARBORN, Esquire.

I, the subscriber, keeper of Thatcher Island light, Cape Ann, do certify, that on, the first day of July last, the south light on this island was lighted by Winslow Lewis on his improved plan, and from that time to the 15th August last, the north light continued lighted with the old lamps.

The strength of the new-light was double to that of the old light; and on the 15th August the north light was lighted by Mr. Lewis, which power of light far exceeded that of the south light. Since that time, I have attended to them both, and find no difficulty in attending them. The lamps will burn six hours without trimming, and so constructed as not to produce any smoke to obscure the glass. I certainly consider those lights greatly superior to the old ones, and a great saving of oil will certainly be made: the consumption of oil I find not to exceed two gallons per night in both lights. Each of the new lights will consume about four groce wicks per year, which is about one half of expense of wicks for the old lamps. I do highly recommend the adopting of Mr. Lewis's plan of keeping oil in tin butts instead of casks, as a saving of leakage of the casks will be made, which is at least ten per cent. besides the expense of the casks on all the oil sent to the light houses. I do give it as my opinion, that those lights may be seen at a far greater distance than any lights ever fitted on the old plan. Since Boston light has been fitted by Mr. Lewis, it can be seen from this island in any common weather: the distance is thirty miles.

AARON WHEELER.

*Thatcher Island, September 20th, 1811.*

I, the subscriber, do certify, that, on the twentieth day of May last, I was employed to attend the lamps in Boston light house, as fitted by Mr Lewis, and I have attended them ever since, and have never found any difficulty whatever in attending them. From the 20th of June to the first of August, the lamps burnt six hours without trimming or diminution of light; at that time, Mr. Lewis furnished me with wicks of a different fabric, which have ever since burnt through the whole night without trimming, and have always been found burning and giving a brilliant light at day break; and from an accurate account kept of all the oil consumed, it has fallen short of one gallon per night, allowing for the longer nights in winter. I am confident that the consumption of oil in this light house will not exceed four hundred gallons per year; and as eight lamps are sufficient for the summer nights, a considerable reduction may be made from that. The wicks that I now use will burn ten nights; and in the longest winter nights, the lamps will never want trimming but once, nor is there any smoke produced by the lamps, that can in the least soil the glass in the lantern.

JONATHAN BRUCE.

*Boston light house, October 9th, 1811.*

The subscriber, superintendent of Boston light house, does certify, that, on the 20th day of May last, Boston light was lighted by Capt. Winslow Lewis, on his much improved plan in lighting light houses, with 12 metallic reflectors and Argand lamps, and from that time to this date, have been burning with the new lamps. There appears to be no difficulty whatever in attending them, nor do I conceive that they are likely to get out of order. The lamps appear to be made very substantial, and I should suppose will last for a great number of years. The annual consumption of oil, on the present plan, will never exceed four hundred and fifty gallons; and I should conceive that a saving might be made from that, as eight lamps are sufficient to burn through the summer months: the old lamps consumed about fourteen hundred gallons annually. The light produced by the new lights is more than double to that of the old lights, nor are they in any way liable to be obscured by smoke, as was the case with the old lamps. I do highly recommend the adopting of them in all the light houses. Independent of the immense saving of oil, I do think many lives and much property may be saved in stormy weather; the strength of the light being so great, that it will be seen at a considerable distance in almost any weather.

THOMAS KNOX, *Superintendent of Boston light.*

*Light House Island, October 15th, 1811.*

*Observations respecting the Boston Light, Cape Cod, &c. made by the Committee appointed by the Boston Marine Society, and John F. Williams, Commander of the Revenue cutter, June 17, 1811.*

We, the subscribers, members of the Boston Marine Society, do certify, that, on the fifteenth day of June, 1811, we went on shore at Boston light house to examine the alterations lately made by Captain Winslow Lewis; and, after a strict investigation, we do give it as our opinion, that the whole is completed in a workmanlike manner, according to our idea of Captain Lewis's plan; the lantern appears to be clear from smoke, and the lamps tight; the whole plan of the lamps appears to be simple and easily attended. We further examined Captain Lewis's plan of keeping the oil in tin butts, instead of casks or oil houses; and do give it as our opinion, that, by adopting the tin butts, much oil may be saved, as we found in the summer much is lost by leakage. No oil houses or casks will be wanting, as the basement story of a light house will always hold sufficient butts for any stock of oil that will be wanting at any light house that may be fixed on Captain Lewis's method. And we further certify, that, on the night of the 15th instant, we proceeded for Cape Cod, in the revenue cutter, making our observations on the light as we ran from it. When the light was first lighted, we were four leagues from it. When at the distance of eight leagues, we could not perceive any diminution in the strength of the light. We saw it till we were eleven leagues distance, and then we lost sight of it, and at the greatest distance it shone with great brilliancy. The greatest distance we saw Plymouth light was six leagues. We then ran for Cape Cod light, and did not make it till we were within two leagues of it, although the night was clear.

JOHN FOSTER WILLIAMS,  
MICHAEL HOPKINS,  
AQUILA RICH,  
HENRY ATKINS.

*Boston, June 17th, 1811.*

We, the subscribers, having been appointed a committee, at the annual meeting of the Boston Marine Society, on the 5th of November, 1811, to take into consideration and report on an application made to the society by Captain Winslow Lewis, of Boston, respecting his mode of lighting Boston and Cape Ann light houses, report as follows:

That your committee, from their own observation and knowledge, and from the opinion of many others, with whom they have conversed, are unanimous in a belief that the principles on which the two above named light houses are now lighted, are far superior to any we are acquainted with, in any part of the United States, as to brilliancy, the distance at which they can be seen, and the great saving of oil. At the same time, we cannot but embrace this opportunity to express our thanks to Captain Lewis for the great pains and labor he has taken in bringing the plan into its present state of perfection; and, in our opinion, he deserves the public patronage.

TRISTRAM BARNARD, }  
MICHAEL HOPKINS, } *Committee.*  
JOHN WOOD, }

*BOSTON, November 12, 1811.*



At the monthly meeting of the Boston Marine Society, on Tuesday evening, December 3, 1811, the above report, being read, was unanimously approved and accepted; and the secretary is directed to furnish a copy thereof to Captain Winslow Lewis, with the following addition:

That the Boston Marine Society, impressed with the importance of Captain Lewis's mode of lighting light houses, approve and recommend the same to the patronage of the Government of the United States, with a respectful request that it may be adopted in all the light houses on the coasts of these States.

A true copy of record.

Boston, December 5, 1811.

Attest,

BENJAMIN HOMANS, *Secretary.*

We, the subscribers, having observed the light, in Boston light house, since it has been lighted by Mr. Lewis, in June last, do give it as our opinion that the strength and brilliancy of the new light is double to that of the old one, and may be seen at a much greater distance. And it is also our opinion, that, if Mr. Lewis's plan is adopted for all the light houses in the United States, it will add much to the safety of our navigation.

Benj. Smith,  
Neh. James,  
Michael Hopkins,  
James A. Allen,  
Joseph W. Lewis,  
Thomas Hinklas,  
William Hewes,  
John S. Trott,  
Gam. Bradford,  
Seth Webber,  
Caleb Loring,  
David Tilden,  
Elias M. Morse,  
Joseph V. Howe,  
Aquila Rich,  
David Elliot,  
John Wood,  
John Goss,  
John Curtis,  
Moses Inglee,  
Ebenezer Foster,

Lemuel Pope, Jr.  
Sam. Prince,  
Moses Wheeler,  
Thomas M. Wales,  
Neh. J. Ingraham,  
Elisha T. Holmes,  
William Huiman, Jr.  
George Dodd,  
Joshua Nash,  
Barzillai Holmes,  
Jona. Davis,  
Ed. Cruft,  
Ben. Rich,  
Phin. Upham,  
Nath. Goodwin,  
Simmer and Coffin,  
O. C. Wright,  
Francis Welch,  
Seth Briggs,  
Jotham Barnes,  
Lot Wheelwright,

Nath. Thomas,  
Isaac Packard,  
Hanker Lincoln,  
Jos. Jackson,  
Nath. Seaver,  
Leach Harris,  
J. Bates,  
Calvin Bailey,  
Josias Ayers, (pilot)  
Wm. Cordwall,  
Thomas Curtis,  
Henry Atkins,  
Tristram Barnard,  
Nath. Thayer,  
John Hancock,  
Thomas Dennie,  
John Miller,  
Lemuel Ayers, (pilot)  
Daniel Woods,  
John Nolland.

From an accurate account, kept from the 19th of June to the 20th of September, I find there has been consumed in Boston light house—

100 gallons of oil,  
12 dozen lamp wicks,  
16 tube glasses broke,  
 $\frac{1}{2}$  gallon of spirits of turpentine,  
7 pounds of whiting.

JONATHAN BRUCE, *Keeper of Boston Lights.*

The subscriber, master of the schooner Packet, does certify that, in coming in from sea, I made Boston light before I lost sight of the land on Cape Cod, which must have been at the distance of eleven leagues, and the strength and brilliancy of the light exceeded every thing of the kind I ever saw before. I do give it as my opinion, that it will be the means of saving many vessels, as the power of the light is so great, I should not hesitate to run for it in almost any weather.

Boston, October 11, 1811.

PRESBURY NORTON.

There is now built and building in the United States, fifty-five light houses, which will consume, annually, 50,000 gallons of oil; cost, - - - - -	\$50,000 00
Cooperage and transportation, - - - - -	3,300 00
	<hr/>
	\$53,300 00
Fifty-five light houses, fitted with reflectors and lens, on the most extensive scale, will never consume more than 20,300 gallons of oil, annually; cost - - - - -	\$20,300 00
Cooperage and transportation, - - - - -	1,320 00
	<hr/>
	21,530 00
Annual saving in oil, - - - - -	<hr/>
	\$31,770 00

This amount must of course increase as the number of light houses are augmented. The annual saving of the three light houses that have been fitted with the reflectors and lens, is found to be 1920 dollars.

This invention cost the inventor two years' time and 4,000 dollars in money. There is now due him for the light houses he has already fitted, 3,700 dollars, which, by agreement, he is to give up, if the Government purchase the patent right.

On the other side is a very correct estimate what it will cost to fit all the light houses, say fifty-five.

548 lamps and reflectors at \$33, - - - - -	\$14,784 00
5 clocks for revolvers, and fitting, - - - - -	1,250 00
55 skeletons, at \$50, - - - - -	2,750 00
Common iron work, - - - - -	400 00
55 iron stoves and funnels, - - - - -	1,100 00
55 oil canisters, - - - - -	275 00
110 wick boxes, and 110 oil droppers, - - - - -	660 00
55 oil servers, 55 tube cleaners, - - - - -	80 00
55 tough skins, - - - - -	155 00
55 iron trivets, and 55 wooden do. - - - - -	200 00
55 smoke dispersers, - - - - -	
	<hr/>
	\$21,654 00
	10,000 00
	<hr/>
	\$32,654 00

This is the cost of the materials ready made, for putting into the light house. Ten thousand dollars, I should suppose, would cover all other charges; and, perhaps, something less, if the revenue cutter should be employed, to save the expense of hiring other vessels.

The fitting of Boston light house cost, for the materials and fitting,	-	-	\$750 00
The two Cape Ann lights cost only	-	-	960 00

Take all the light houses from Georgia to Maine, and the expense of the apparatus for each light will not average more than 500 dollars. As the Secretary of the Treasury and the collector of the port of Boston are both made fully acquainted with the cost of the various apparatus, no advantage can be taken in any contract made with them as it regards the fitting of the light houses with reflectors.

That the whole expense of fitting all the lights, and the cost of the patent right, will be reimbursed with the annual saving of two years, there is, I think, sufficient documents to prove beyond any doubt. How far the public may be benefitted, as it regards the safety of lives and property, I must leave it for them to judge.

WINSLOW LEWIS.

WASHINGTON, December 12, 1811.

12th CONGRESS.]

No. 169.

[1st SESSION.]

IMPORTS OF SPIRITS FROM OTHER MATERIALS THAN GRAIN.

COMMUNICATED TO THE SENATE, JANUARY 21, 1812.

TREASURY DEPARTMENT, January 20, 1813.

SIR:

I have the honor to transmit a statement exhibiting the quantity of spirits, distilled from other materials than grain, imported into the United States from the West Indies, commencing on the 1st of October, 1809, and ending on the 30th of September, 1810; and also a similar statement for the period commencing on the 1st of October, 1810, and ending on the 30th of June, 1811. The want of some of the collectors' returns, not yet received, prevents the extension of the statement to the 30th of September, 1811, as required by the resolution of the Senate of the 13th instant.

Rum not being, in the collectors' returns, distinguished from brandy, it is only by reference to the places whence exported, that the discrimination can be made.

It must also be observed, that those colonies which, in the official returns, are designated by the name of French, Dutch, and Danish West Indies, are all, with the exception of San Domingo and Cayenne, in the possession of the British.

I have the honor to be, with the highest respect, sir, your obedient servant,

ALBERT GALLATIN.

The Hon, the PRESIDENT of the Senate.

A Statement exhibiting the Quantity of Spirits, distilled from other materials than grain, imported into the United States from the West Indies, commencing on the 1st of October, 1809, and ending the 30th of June, 1811.

1812.]

DISTRICTS.	From 1st October, 1809, to 30th September, 1810.							From 1st October, 1810, to 30th June, 1811.						
	WEST INDIES.						TOTAL.	WEST INDIES.						TOTAL.
	British.	French.	Dutch.	Danish.	Swedish.	Spanish.		British.	French.	Dutch.	Danish.	Swedish.	Spanish.	
	Gallons.							Gallons.						
Portsmouth, . . .	32,269	10,528	31,719	.	43,007	.	117,523	34,294	.	62,780	.	49,443	.	146,517
Newburyport, . . .	22,577	225	6,609	4,454	8,751	29,993	72,609	5,588	14	.	.	9,682	.	15,384
Gloucester, . . .	3,286	.	5,202	.	27,038	3,841	39,367	9,415	.	9,372	.	6,083	.	24,870
Salem, . . .	.	258	.	.	24,534	11,417	36,209	5,945	.	4,704	.	2,086	67	12,802
Marblehead, . . .	18,584	98	.	.	12,236	.	30,918	103	.	.	.	166	.	269
Boston, . . .	92,460	14,081	51,143	25,620	167,620	22,827	373,751	59,199	168	72,798	44,617	15,456	6,874	199,112
Plymouth, . . .	18,168	2,158	11,680	.	730	397	33,133	435	855	.	.	.	.	1,290
Barnstable, . . .	.	.	.	14	.	.	14	.	.	.	.	.	.	.
Nantucket, . . .	2,358	.	.	.	4,134	4,084	10,576	1,085	.	.	.	1,499	9,800	12,384
New Bedford, . . .	118	.	.	.	.	.	118	315	.	.	.	.	.	315
Edgartown, . . .	.	.	.	.	1,985	.	1,985	413	.	12,469	1,680	.	.	14,562
Dighton, . . .	11,028	.	.	.	.	.	11,028	1,316	.	.	.	8,437	.	10,275
Kennebunk, . . .	46,348	1,933	.	.	71,131	13,813	133,225	33,891	3,811	17,222	2,292	101,301	45,085	203,602
York, . . .	17,372	2,432	7,218	.	39,736	577	67,335	22,063	.	8,960	.	78,018	5,312	114,353
Saco, . . .	16,488	.	5,108	.	18,176	.	39,772	13,727	.	.	.	15,558	.	29,285
Portland, . . .	13,917	1,231	17,599	13,573	75,978	2,189	124,487	37,019	1,537	27,532	27,472	53,658	5,737	152,955
Bath, . . .	22,941	.	.	2,041	20,019	3,215	48,216	9,469	.	.	.	30,485	7,817	47,771
Wiscasset, . . .	24,372	.	.	5,682	28,987	.	59,041	48,891	.	.	.	15,036	.	63,927
Waldoborough, . . .	8,699	3,289	.	.	14,914	1,524	28,426	4,618	.	.	.	14,357	.	18,975
Penobscot, . . .	20,418	2,993	2,372	.	8,543	941	35,267	32,623	120	1,286	2,167	12,882	3,653	52,731
Frenchman's Bay, . . .	1,640	.	.	.	9,240	.	10,880	.	.	.	.	10,319	.	10,319
Machias, . . .	.	.	.	.	.	.	.	143	.	.	.	.	.	143
Passamaquoddy, . . .	.	.	.	1,117	.	.	1,117	.	.	.	.	.	.	1,117
Newport, . . .	18,504	.	.	.	11,085	.	29,589	13,319	2	.	.	.	64	13,385
Bristol, . . .	7,699	.	.	.	3,213	8,827	19,739	.	.	.	.	292	100	392
Providence, . . .	17,280	24	.	17,593	53,467	95	88,459	53,230	.	.	88,496	2,779	.	144,505
New London, . . .	6,103	108	12,417	.	20,771	.	39,399	75,481	17,183	53,994	.	21,728	.	168,386
Middletown, . . .	115,935	2,514	1,451	1,454	30,013	.	151,367	84,420	.	7,532	13,714	.	.	105,666
New Haven, . . .	37,150	57	.	84,993	147,418	34,750	304,368	69,540	.	.	65,236	59,317	26,395	220,488
Fairfield, . . .	15,173	.	.	.	3,924	.	19,097	7,134	.	.	.	.	.	7,134
New York, . . .	420,631	3,730	6,260	304,289	378,885	15,453	1,129,148	190,044	223	35,535	51,231	45,071	4,742	326,846
Perth Amboy, . . .	6,549	.	.	.	9,248	.	2,227	2,227	.	.	44,334	29,826	.	76,387
Little Egg Harbor, . . .	7,993	.	.	.	2,699	.	7,993	.	.	.	.	.	.	7,993
Philadelphia, . . .	147,761	105	2,309	117,268	32,696	25,143	325,282	83,641	69	.	32,727	359	12,049	128,845
Delaware, . . .	.	.	.	9,985	4,615	.	14,600	.	.	.	.	.	.	14,600
Baltimore, . . .	22,293	3,791	.	3,458	43,600	13,028	86,170	9,715	2,149	2,908	220	.	6,333	21,325
Georgetown, D.C., . . .	14,110	.	.	.	.	.	14,110	.	.	.	.	.	.	14,110

IMPORTS OF SPIRITS NOT MADE FROM GRAIN.

887

## STATEMENT—Continued.

DISTRICTS.	From 1st October, 1809, to 30th September, 1810.							From 1st October 1810, to 30th June, 1811.						
	WEST INDIES.						TOTAL.	WEST INDIES.						TOTAL.
	British.	French.	Dutch.	Danish.	Swedish.	Spanish.		British.	French.	Dutch.	Danish.	Swedish.	Spanish.	
Gallons.							Gallons.							
Alexandria, . . .	7,560	.	.	.	9,494	2,709	19,763	18,751	.	.	.	7,954	.	26,705
Norfolk, . . .	66,900	.	.	4,691	95,996	38,907	206,494	77,315	4,250	.	.	175	10,459	99,575
East River, . . .	9,167	.	.	.	12,275	.	21,442	230	3,229	.	.	.	.	3,459
Tappahannock, . . .	41,195	.	2,466	.	2,850	2,190	48,701	.	.	.	.	.	.	.
Folly Landing, . . .	11,498	.	.	.	3,267	.	14,765	6,148	.	.	.	81	.	6,229
Cherrystone, . . .	3,321	.	.	.	2,579	.	5,900	1,953	.	.	.	6,939	.	8,892
Wilmington, N.C. . .	25,099	2,934	.	.	27,932	11,358	67,323	20,366	.	.	.	7,674	58	28,098
Newbern, . . .	23,961	1,215	.	.	9,241	.	34,417	12,454	.	.	.	187	4,419	17,060
Washington, . . .	15,075	.	.	.	3,665	334	19,074	2,042	.	.	.	.	.	2,042
Edenton, . . .	3,850	.	.	.	96	.	3,946	5,441	.	.	.	.	.	5,441
Camden, . . .	24,583	.	.	.	3,828	.	28,411	19,188	.	.	.	110	.	19,298
Beaufort, . . .	1,046	.	.	.	.	.	1,046	1,090	.	.	.	.	.	1,090
Ocracock, . . .	.	.	1,826	.	.	.	1,826	.	.	.	.	.	.	.
Plymouth, . . .	8,953	.	.	.	225	.	9,178	3,514	.	.	.	.	.	3,514
Georgetown, S.C. . .	2,266	2,193	.	.	191	.	4,650	.	.	.	.	2,605	.	2,605
Charleston, . . .	71,661	185	5,914	.	19,738	18,747	116,245	40,828	9	5,852	844	1,804	523	49,860
Savannah, . . .	.	.	.	.	4,416	.	15,090	27,983	.	.	.	.	428	28,411
St. Mary's, . . .	3,047	.	.	.	.	.	3,047	5,819	.	.	.	.	7,621	13,440
New Orleans, . . .	9,923	.	.	.	.	17,959	27,882	21,958	.	.	.	.	170	22,128
Total, . . .	1,539,229	56,082	171,293	596,232	1,504,938	294,992	4,162,766	1,174,383	34,141	322,944	391,020	610,313	150,146	2,682,947

TREASURY DEPARTMENT, Register's Office, 18th January, 1812.

JOSEPH NOURSE, Register.

12th CONGRESS.]

No. 170.

[1st SESSION.

## EXPORTS FOR THE YEAR ENDING SEPTEMBER 30, 1811.

COMMUNICATED TO THE HOUSE OF REPRESENTATIVES, JANUARY 23, 1812.

TREASURY DEPARTMENT, January 21st, 1812.

SIR:

I have the honor to transmit, herewith, a statement of goods, wares, and merchandise, exported from the United States, during one year, prior to the first day of October, 1811, and amounting to - 61,316,833 dollars.

The goods, wares, and merchandise, of domestic growth or manufacture, included in this statement, are estimated at - \$45,294,043

And those of foreign growth or manufacture, at - - - - - 16,022,790

\$61,316,833

The articles of domestic growth or manufacture may be arranged under the following heads, viz:

Produce of the Sea, . . . . .	-	-	-	-	-	-	\$1,413,000
Forest, . . . . .	-	-	-	-	-	-	5,286,000
Agriculture, . . . . .	-	-	-	-	-	-	35,556,000
Manufactures, . . . . .	-	-	-	-	-	-	2,376,000
Uncertain, . . . . .	-	-	-	-	-	-	663,000
							<u>\$45,294,000</u>

*And they were exported to the following Countries, viz:*

To the dominions of Russia, Prussia, Sweden, and Denmark, . . . . .	-	-	-	-	-	\$3,055,833
Great Britain, . . . . .	-	-	-	-	-	20,308,211
Spain and Portugal, . . . . .	-	-	-	-	-	18,266,466
France and Italy, . . . . .	-	-	-	-	-	1,194,275
To all other countries, or not distinguished, . . . . .	-	-	-	-	-	2,469,258
						<u>\$45,294,043</u>

*The Goods, Wares, and Merchandise, of Foreign growth or manufacture, were exported to the following Countries, viz:*

To the dominions of Russia, Prussia, Sweden, and Denmark, . . . . .	-	-	-	-	-	\$5,340,117
Great Britain, . . . . .	-	-	-	-	-	1,573,344
Spain and Portugal, . . . . .	-	-	-	-	-	5,772,572
France and Italy, . . . . .	-	-	-	-	-	1,712,537
To all other countries, or not distinguished, . . . . .	-	-	-	-	-	1,624,220
						<u>\$16,022,790</u>

I have the honor to be, with great respect, sir, your obedient servant,

ALBERT GALLATIN.

The Honorable the SPEAKER of the House of Representatives.

Statement of Exports, the produce and manufacture of the United States, commencing the 1st of October, 1810, and ending the 30th September, 1811.

SPECIES OF MERCHANDISE.	Quantity or Value.	SPECIES OF MERCHANDISE.	Quantity or Value.
Fish, dried or smoked, - - quintals,	216,387	Indigo, - - - - - pounds,	19,090
pickled, - - - - - barrels,	44,716	Cotton, Sea Island, - - do.	8,029,576
do. - - - - - kegs,	9,398	Other, - - - - - pounds,	54,028,660
Oil, Spermaceti, - - - - - gallons,	136,249	Tobacco, - - - - - hhds.	35,888
Whale and other Fish, - - do.	186,661	Hemp, - - - - - cwt.	1
Whalebone, - - - - - pounds,	30,346	Flaxseed, - - - - - bushels,	304,114
Spermaceti Candles, - - do.	257,094	Flax, - - - - - pounds,	32,200
Wood, Staves and Heading, - thous'd,	30,284	Mustard, - - - - - do.	112
Shingles, - - - - - do.	69,097	Wax, - - - - - do.	230,350
Hoops and Poles, - - - do.	2,240	Household Furniture, - - dollars,	148,758
Boards and Plank, - - M. feet,	85,340	Coaches and other Carriages, - do.	21,252
Hewn Timber, - - - - - tons,	116,428	Hats, - - - - - do.	55,182
Lumber of all kinds, - - dollars,	125,330	Saddlery, - - - - - do.	14,677
Masts and Spars, - - - do.	108,020	Beer, Porter, and Cider, in casks, gallons,	216,691
Oak Bark and other Dye, - do.	111,825	in bottles, dozens,	33,875
All manufactures of, - - do.	190,635	Boots, - - - - - pairs,	7,667
Naval stores, Tar, - - - barrels,	149,796	Shoes, Leather, - - - do.	42,993
Pitch, - - - - - do.	11,375	Candles, Tallow, - - - pounds,	1,000,533
Rosin, - - - - - do.	13,412	Wax, - - - - - do.	885
Turpentine, - - - - - do.	100,242	Soap, - - - - - do.	1,912,488
Ashes, Pot, - - - - - tons,	4,289	Starch, - - - - - do.	1,200
Pearl, - - - - - do.	1,557	Snuff, - - - - - do.	19,840
Skins and Furs, - - - - - dollars,	313,915	Tobacco manufactured, - - do.	732,713
Ginseng, - - - - - pounds,	314,131	Leather, - - - - - do.	363,945
Beef, - - - - - barrels,	76,743	Lead, - - - - - do.	65,497
Pork, - - - - - do.	37,270	Maple Sugar, - - - - - do.	173,012
Hams and Bacon, - - - pounds,	1,286,809	Bricks, - - - - - M.	225
Tallow, - - - - - do.	44,775	Spirits, from grain, - - - gallons,	500,918
Butter, - - - - - do.	1,878,789	Essence of Bark, - - - do.	55
Cheese, - - - - - do.	944,116	Linseed Oil, - - - - - do.	35,597
Lard, - - - - - do.	1,927,451	Spirits of Turpentine, - - do.	43,133
Hides, - - - - - number,	800	Canvass and Sail Cloth, - - pieces,	14
Horned Cattle, - - - - - do.	8,522	Cards, Wool and Cotton, - - number,	2,447
Horses, - - - - - do.	2,853	Cards, Playing, - - - - - packs,	3,656
Mules, - - - - - do.	198	Iron, Pig, - - - - - tons,	21
Sheep, - - - - - do.	5,801	Bar, - - - - - do.	217
Hogs, - - - - - do.	4,454	Nails, - - - - - pounds,	347,925
Poultry, - - - - - dozens,	1,713	Castings, - - - - - dollars,	8,143
Wheat, - - - - - bushels,	216,833	all manufactures of Iron,	
Indian Corn, - - - - - do.	2,790,850	or Iron and Steel, - - do.	31,454
Rye, - - - - - do.	14,818	Spirits, from molasses, - - gallons,	344,455
Oats, - - - - - do.	211,894	Sugar, refined, - - - - - pounds,	71,230
Barley, - - - - - do.	29,716	Chocolate, - - - - - do.	16,173
Buckwheat, - - - - - do.	150	Gunpowder, - - - - - do.	52,075
Beans, - - - - - do.	47,867	Copper or Brass, and Copper ma-	
Peas, - - - - - do.	38,784	nufactured, - - - - - dollars,	9,282
Potatoes, - - - - - do.	76,755	Cables and Cordage, - - - cwt.	13,698
Apples, - - - - - barrels,	16,321	Medicinal Drugs, - - - - - dollars,	18,767
Flour, - - - - - do.	1,445,012	Merchandise, and all articles not	
Meal, Rye, - - - - - do.	29,375	enumerated, manufac-	
Indian, - - - - - do.	147,425	tured, - - - - - do.	442,087
Buckwheat, - - - - - do.	189	Merchandise and all articles not	
Oat, - - - - - do.	4	enumerated, raw produce, - - do.	221,031
Ship Stuff, - - - - - cwt.	12		
Biscuit or ship Bread, - - barrels,	103,901	Total value of the foregoing state-	
Do. Do. - - - - - kegs,	47,536	ment, - - - - - Dollars,	45,294,042
Rice, - - - - - tierces,	119,356		

Statement of Exports, the produce and manufacture of foreign countries, commencing the 1st October, 1810, and ending the 30th September, 1811.

SPECIES OF MERCHANDISE.	Quantity or Value.		
	Entitled to Drawback.	Not entitled to Drawback.	Total.
Value of goods free of duty, - - - - - dollars,	-	1,495,984	1,495,984
at 15 per cent. - - - - - do.	3,257,528	2,674,034	5,931,562
at 17½ do. - - - - - do.	258,099	412,544	676,643
at 22½ do. - - - - - do.	19,691	34,306	53,997
Wines, Malmsey Madeira and London particular, - - gallons,	15,322	8,824	24,146
All other Madeira, - - - - - do.	4,621	5,032	9,653
Burgundy, Champaign, &c. - - - - - do.	-	309	309
Sherry and St. Lucar, - - - - - do.	392	168	560
Claret, &c. in bottles or cases, - - - - - do.	7,512	5,180	12,692
Lisbon, Oporto, &c. - - - - - do.	1,141	8,562	9,703
Teneriffe, Fayal, &c. - - - - - do.	43,510	2,651	46,161
All other, - - - - - do.	205,993	35,304	241,297
Spirits, from grain, - - - - - do.	5,653	2,565	8,218
other materials, - - - - - do.	101,514	7,056	108,570

## STATEMENT OF EXPORTS—Continued.

SPECIES OF MERCHANDISE.	Quantity or Value.		
	Entitled to Drawback.	Not entitled to Drawback.	Total.
Molasses, - - - - -	gallons, 14,470	4,367	18,837
Beer, Ale, Porter, and Cider, - - - - -	do. 2,878	866	3,744
Teas, Bohea, - - - - -	pounds, 351,905	1,713	353,618
Suchong and other black, - - - - -	do. 302,805	1,797	304,602
Hyson, Imperial, &c. - - - - -	do. 190,369	31,071	221,440
Other green, - - - - -	do. 117,620	28,682	146,302
Coffee, - - - - -	do. 9,756,356	504,780	10,261,136
Cocoa, - - - - -	do. 1,699,752	521,690	2,221,442
Chocolate, - - - - -	do. 30	-	30
Sugar, Brown, - - - - -	do. 4,081,721	1,108,164	5,189,885
White, clayed or powdered, - - - - -	do. 11,335,229	1,741,547	13,076,776
Loaf, - - - - -	do. 600	-	600
Other refined and lump, - - - - -	do. -	1,086	1,086
Almonds, - - - - -	do. 4,669	2,992	7,661
Fruits, Currants, - - - - -	do. 350	2,831	3,181
Prunes and Plums, - - - - -	do. -	1,500	1,500
Figs, - - - - -	do. 20,386	4,962	25,348
Raisins, in jars and boxes, - - - - -	do. 34,516	9,511	44,027
all other - - - - -	do. 29,263	3,720	32,983
Candles, Tallow, - - - - -	do. 26,100	-	26,100
Wax, or Spermaceti, - - - - -	do. 3,452	-	3,452
Cheese, - - - - -	do. 4,814	225	5,039
Soap, - - - - -	do. 69,510	24,358	93,868
Spices, Mace, - - - - -	do. 9,631	34	9,665
Nutmegs, - - - - -	do. 88,891	963	89,854
Cinnamon, - - - - -	do. 274	3,088	3,362
Cloves, - - - - -	do. 118,226	43,657	161,883
Pepper, - - - - -	do. 2,918,618	138,838	3,057,456
Pimento, - - - - -	do. 8,275	4,114	12,389
Chinese Cassia, - - - - -	do. 131,921	57,000	188,921
Snuff, - - - - -	do. 64	-	64
Indigo, - - - - -	do. 529,263	25,767	555,030
Cotton, - - - - -	do. 126,886	962	127,848
Powder, Gun, - - - - -	do. -	12,450	12,450
Starch, - - - - -	do. 612	-	612
Glue, - - - - -	do. 3,171	-	3,171
Iron, Anchors and Sheet, - - - - -	do. 72,800	-	72,800
Slit and Hoop, - - - - -	do. 87,608	78,080	165,688
Nails, - - - - -	do. 118,659	110,411	229,070
Paints, Ochre, Yellow, in Oil, - - - - -	do. 2,400	2,400	2,400
Dry Yellow, - - - - -	do. -	780	780
Spanish Brown, - - - - -	do. 8,472	8,472	8,472
White and Red Lead, - - - - -	do. 5,517	24,666	30,183
Lead, and manufactures of Lead, - - - - -	do. 15,963	44,065	60,028
Cordage, tarred, - - - - -	do. 173,172	93,217	266,389
Untarred, - - - - -	do. 20,588	5,740	26,328
Cables, - - - - -	do. 13,057	-	13,057
Steel, - - - - -	cwt. 1,818	404	2,222
Twine and Packthread, - - - - -	do. 176	17	193
Glauber Salts, - - - - -	do. -	12	12
Salt, weighing 56 lbs. or less, - - - - -	bushels, -	898	898
Coal, - - - - -	do. -	1,976	1,976
Fish, Foreign caught, dried, - - - - -	quintals, -	1,496	1,496
Pickled, Salmon, - - - - -	barrels, -	132	132
Mackerel, - - - - -	do. -	400	400
all other, - - - - -	do. -	166	166
Glass, Black quart bottles, - - - - -	groce, 217	646	863
Window, not above 8 inches by 10, - - - - -	100 sq. ft. 284	134	418
not above 10 do. by 12, - - - - -	do. 32	41	73
all above 10 do. by 12, - - - - -	do. 20	14	34
Cigars, - - - - -	M. 2,189	184	2,373
Shoes and Slippers, Silk, - - - - -	pairs. 422	560	982
Kid, Morocco, &c. for men and women, - - - - -	do. 757	270	1,027
Cards, Playing, - - - - -	packs. -	600	600
Value, - - - - -	Dollars, 10,488,579	5,534,211	16,022,790

*A Summary of the Value and Destination of the Exports of the United States, agreeably to the preceding statements.*

WHITHER EXPORTED.	Domestic Pro- duce.	Foreign Pro- duce.	Total value to the dominions of each Power.
Russia, - - - - -	1,630,499	4,507,158	
Prussia, - - - - -	42,040	107,177	6,137,657
Sweden, - - - - -	195,867	431,968	149,217
Swedish West Indies, - - - - -	884,417	151,926	
Denmark and Norway, - - - - -	262,794	137,846	1,664,178
Danish West Indies, - - - - -	40,216	4,042	
England, Man, and Berwick, - - - - -	10,044,381	508,063	444,898
Scotland, - - - - -	1,409,428	6,571	
Ireland, - - - - -	1,728,632	40,123	
Guernsey, Jersey, Sark, and Alderney, - - - - -	2,112	-	
Gibraltar, - - - - -	720,681	586,429	
British African Ports, - - - - -	8,729	7,170	
British East Indies, - - - - -	72,598	123,375	
British West Indies, - - - - -	4,626,115	123,684	
Newfoundland and British Fisheries, - - - - -	58,762	-	
British American Colonies, - - - - -	1,611,753	177,929	
Other British Colonies, - - - - -	25,020	-	
French European Ports on the Atlantic, - - - - -	618,237	1,058,984	21,881,555
on the Mediterranean, - - - - -	55,571	60,328	
Do. West Indies and American Colonies, - - - - -	290,955	117,930	
Bourbon and Mauritius, - - - - -	77,957	37,914	
Spanish European Ports on the Atlantic, - - - - -	3,865,482	238,626	2,317,876
Do. do. on the Mediterranean, - - - - -	97,781	58,728	
Teneriffe and the other Canaries, - - - - -	263,153	113,147	
Floridas, - - - - -	178,158	25,736	
Honduras, Campeachy, and Musquito Shore, - - - - -	76,758	69,710	
Spanish West Indies and American Colonies, - - - - -	3,606,510	3,973,099	12,572,888
Portugal, - - - - -	8,445,827	130,726	
Madeira, - - - - -	961,733	99,966	
Fayal and the other Azores, - - - - -	39,750	5,724	
Cape de Verd Islands, - - - - -	27,643	27,677	
Other African ports, - - - - -	26,254	1,502	
Coast of Brazil and other American colonies, - - - - -	671,417	1,027,931	11,466,150
Italy, - - - - -	151,555	437,381	588,936
Turkey, Levant, and Egypt, - - - - -	24,965	473,156	498,121
Morocco and Barbary States, - - - - -	272,022	283,439	555,461
Cape of Good Hope, - - - - -	72,184	17,342	89,526
China, - - - - -	443,146	187,914	631,060
Asia, generally, - - - - -	41,106	28,505	69,611
West Indies, generally, - - - - -	1,229,308	59,966	12,89,274
Europe, generally, - - - - -	241,805	411,179	652,984
Africa, generally, - - - - -	89,323	34,288	123,611
South Seas, - - - - -	21,833	46,524	68,357
Northwest Coast of America, - - - - -	33,566	81,907	115,473
Total, - - - - - Dollars, -	45,294,043	16,022,730	61,316,833



*A Summary of the Value of Exports from each State.*

	Domestic.	Foreign.	Total.
New Hampshire,	315,054	53,809	368,863
Vermont,	538,306	32,798	571,104
Massachusetts,	6,042,645	5,192,820	11,235,465
Rhode Island,	944,868	626,556	1,571,424
Connecticut,	994,216	38,138	1,032,354
New York,	8,747,700	3,518,515	12,266,215
New Jersey,	1,871	-	1,871
Pennsylvania,	5,694,447	3,865,670	9,560,117
Delaware,	76,945	11,687	88,632
Maryland,	4,553,582	2,280,405	6,833,987
*District of Columbia,	2,060,331	2,920	2,063,251
Virginia,	4,798,612	23,695	4,822,307
North Carolina,	793,975	4,001	797,976
South Carolina,	4,650,984	210,295	4,861,279
Georgia,	2,557,225	11,641	2,568,866
†Territory of the United States,	2,523,282	149,840	2,673,122
<b>Total,</b>	<b>Dollars,</b> 45,294,043	16,022,790	61,316,833

	Domestic.	Foreign.	Total.
* Georgetown,	61,966	1,810	63,776
Alexandria,	1,998,364	1,110	1,999,474
<b>Total,</b>	<b>Dollars,</b> 2,060,330	2,920	2,063,250
† Michigan Territory,	19,997	1,632	21,629
Mississippi do.	1,441	-	1,441
New Orleans,	2,501,842	148,208	2,650,050
<b>Total,</b>	<b>Dollars,</b> 2,523,280	149,840	2,673,120

TREASURY DEPARTMENT, Register's Office, January 20th., 1812.

JOSEPH NOURSE, Register.

*A Summary Statement of the Value of the Exports of the growth, produce, and manufacture, of the United States, during the year ending the 30th September, 1811.*

THE SEA—\$1,413,000.			
1. Fisheries.			
Dried fish, or cod fishery,	-	757,000	
Pickled fish, or river fishery, herring, shad, salmon, mackerel,	-	305,000	
Whale (common) oil and bone,	78,000		
Spermaceti oil and candles,	273,000		
		351,000	1,413,000
THE FOREST—\$5,286,000.			
2. Skins and furs,	314,000		
Ginseng,	79,000		
		393,000	
3. Product of wood.			
Lumber, (boards, staves, shingles, hoops, and poles, hewn timber, masts, &c.)	3,195,000		
Oak bark and other dyes,	112,000		
Naval Stores, (tar, pitch, rosin, turpentine, &c.)	834,000		
Ashes, pot and pearl,	752,000		
		4,893,000	5,286,000
AGRICULTURE—\$35,556,000.			
4. Product of animals.			
Beef, tallow, hides, live cattle,	1,195,000		
Butter and cheese,	395,000		
		1,590,000	
Pork, pickled bacon, lard, (live hogs)	-	1,002,000	
Horses and mules,	254,000		
Sheep,	20,000		
		274,000	2,866,000
5. Vegetable food.			
Wheat, flour, and biscuit,	-	14,662,000	
Indian corn and meal,	-	2,896,000	
Rice,	-	2,387,000	
All other, (rye, oats, pulse, potatoes, &c.)	-	446,000	
		20,391,000	
6. Tobacco,	-	-	2,150,000
7. Cotton,*	-	-	9,652,000
8. All other agricultural products.			
Indigo,	-	21,000	
Flaxseed,	-	380,000	
Brown Sugar, (maple,)	-	14,000	
Hops,	-	-	
Wax,	-	69,000	
Various items, (poultry, flax, mustard, &c.)	-	13,000	
		497,000	

\* Sea island cotton valued at twenty-six cents per pound. Upland cotton valued at fourteen cents per pound.



12th CONGRESS.]

No. 171.

[1st SESSION.

## TONNAGE FROM 1789 TO 1810.

COMMUNICATED TO THE HOUSE OF REPRESENTATIVES, FEBRUARY 4, 1812.

TREASURY DEPARTMENT, *February 3, 1812.*

SIR: I have the honor to transmit, herewith, a statement of the tonnage of the United States, prepared in obedience to a resolution of the House of Representatives, of the 11th ultimo, and accompanied by an explanatory letter from the Register of the Treasury.

I have the honor to be, very respectfully, sir, your obedient servant,

ALBERT GALLATIN.

The Hon. the SPEAKER of the House of Representatives.

TREASURY DEPARTMENT, *Register's Office, February 1st, 1812.*

SIR: I have the honor to transmit statements of the tonnage of the United States, within each State and Territory, for each year, from the 4th of March, A. D. 1789, to the close of the year 1810; distinguishing the amount employed in foreign trade, the coasting trade, and the fisheries.

As there were not any accounts kept at the treasury, of the district tonnage of the United States, prior to the operation of the acts of 31st December, 1792, and 18th February, 1793, the statement marked A, in which is exhibited the tonnage for the years 1789, 1790, 1791, and 1792, has been formed from the accounts of tonnage on which duties were collected for those years. The succeeding statements, marked B, C, D, E, F, G, are taken from the treasury records of outstanding district tonnage at the close of the several years therein enumerated, and correspond with the annual statements made out for Congress.

I have the honor to be, sir, your most obedient humble servant,

JOSEPH NOURSE.

The Hon. ALBERT GALLATIN, *Secretary of the Treasury.*

## Statement of the Tonnage on which Duties were collected during the years 1789, 1790, 1791, and 1792.

STATES.	Registered Tonnage employed in Foreign Trade.				Enrolled Tonnage employed in the Coasting Trade.				Enrolled Tonnage employed in the Fisheries.			
	1789.	1790.	1791.	1792.	1789.	1790.	1791.	1792.	1789.	1790.	1791.	1792.
	Tons.				Tons.				Tons.			
New Hampshire, - - -	5,051	11,487	10,496	11,073	909	1,215	1,457	1,049	-	498	629	843
Massachusetts, - - -	31,778	99,798	94,662	112,644	27,057	45,547	43,226	50,266	8,389	25,560	29,904	29,194
Rhode Island, - - -	-	10,950	17,003	17,407	-	5,855	8,400	7,721	-	1,376	483	566
Connecticut, - - -	5,616	25,910	18,140	16,523	5,148	7,090	8,385	8,639	613	311	333	712
New York, - - -	19,536	37,712	41,866	50,901	4,325	6,368	5,333	8,384	-	515	212	321
New Jersey, - - -	557	1,988	1,171	1,000	3,250	3,108	4,622	5,320	-	-	-	-
Pennsylvania, - - -	24,661	46,197	53,898	65,212	4,015	5,180	3,222	3,515	-	-	-	-
Delaware, - - -	1,382	2,436	4,283	3,954	962	552	1,289	1,134	-	-	-	-
Maryland, - - -	15,990	36,305	34,492	42,998	12,660	7,955	7,437	10,380	60	-	884	426
Virginia, - - -	12,142	27,316	33,239	32,545	7,495	10,055	10,210	11,686	-	55	72	-
North Carolina, - - -	-	20,671	23,245	26,844	-	6,553	7,269	6,976	-	-	-	-
South Carolina, - - -	5,385	15,816	23,856	21,338	2,081	3,384	4,850	4,566	-	33	25	-
Georgia, - - -	1,795	9,668	6,759	9,099	705	913	794	1,321	-	-	-	-
	123,893	346,254	363,110	411,438	68,607	103,775	106,494	120,957	9,062	28,348	32,542	32,062

## B.

*Registered Tonnage employed in Foreign Trade.*

STATES.	1793.	1794.	1795.	1796.	1797.	1798.	1799.	1800.	1801.
	Tons.95ths.	Tons.95ths.	Tons.95ths.	Tons.95ths.	Tons.95ths.	Tons.95ths.	Tons.95ths.	Tons.95ths.	Tons.95ths.
N. Hamp.	12,521.25	12,952.25	13,463.46	15,579.46	15,970.50	16,589.48	19,875.14	14,120.18	18,379.10
Massach'tts.	135,599.68	143,783.61	171,748.12	186,199.59	187,447.47	178,798.41	191,067.31	213,197.28	241,319.05
Vermont,	-	-	-	-	-	-	-	186.91	179.24
R. Island.	18,604.42	17,933.00	20,327.27	20,159.36	19,686.13	19,302.84	18,562.39	18,811.20	23,747.29
Connecticut,	18,015.85	20,511.59	23,549.91	26,045.39	19,634.25	23,549.44	31,632.63	31,260.39	34,465.58
New York,	45,355.89	71,693.17	93,421.67	103,945.53	110,983.57	111,488.72	120,253.06	97,791.06	106,023.18
New Jersey,	260.27	484.04	637.85	901.27	762.72	1,344.28	1,271.34	860.15	1,046.08
Pennsylvania	60,924.57	67,895.30	83,623.92	90,568.94	88,400.72	85,476.49	90,944.30	95,631.74	109,036.45
Delaware, -	927.45	1,064.11	1,290.37	1,574.28	2,724.24	2,357.89	2,217.16	2,066.62	2,752.02
Maryland, -	26,792.74	38,007.77	48,007.53	46,314.82	55,964.46	63,480.92	81,446.81	81,508.36	55,986.30
Dist. of Col.	-	-	-	-	-	-	-	-	-
Virginia, -	23,997.72	26,130.13	31,767.28	36,278.26	40,936.41	43,657.58	46,858.68	41,838.47	44,850.92
Kentucky, -	-	-	-	-	-	-	-	-	-
N. Carolina,	10,167.49	14,438.76	12,601.19	15,515.04	19,645.61	18,603.33	19,214.52	20,949.47	21,812.63
S. Carolina,	12,998.15	21,369.35	25,483.75	29,994.17	31,360.57	33,753.22	38,567.42	43,731.70	51,192.21
Georgia, -	1,568.40	2,599.43	3,548.01	3,556.84	4,260.48	4,473.42	286.18	7,937.52	7,759.35
Ohio, -	-	-	-	-	-	-	-	-	-
Orleans Ter.	-	-	-	-	-	-	-	-	-
	367,734.23	438,862.71	529,470.63	576,733.25	597,777.43	603,376.37	669,197.19	669,921.35	718,549.60

STATES.	1802.	1803.	1804.	1805.	1806.	1807.	1808.	1809.	1810.
	Tons.95ths.	Tons.95ths.	Tons.95ths.	Tons.95ths.	Tons.95ths.	Tons.95ths.	Tons.95ths.	Tons.95ths.	Tons.95ths.
N. Hamp. -	18,792.59	18,718.59	18,167.28	19,719.36	20,606.29	22,367.64	20,101.51	23,010.47	24,534.00
Massach'tts.	209,704.40	222,024.81	250,638.47	285,689.32	306,075.87	310,309.69	266,519.91	324,690.08	352,806.82
Vermont, -	-	-	223.52	301.27	301.27	301.27	301.27	476.11	494.51
R. Island, -	23,603.01	23,890.66	26,123.36	28,531.33	28,617.19	28,492.24	23,282.93	28,403.55	28,574.93
Connecticut,	24,940.05	26,770.54	23,683.67	29,563.31	26,026.37	27,071.11	22,297.87	21,306.46	22,671.35
New York,	79,152.85	89,382.17	105,610.54	121,614.09	141,186.14	149,061.61	146,682.61	169,535.39	188,556.73
New Jersey,	1,551.09	1,708.35	1,445.88	1,293.05	891.84	952.13	525.29	15,596.67	17,338.51
Pennsylvania	64,637.26	67,629.10	71,198.67	77,238.52	86,728.35	93,993.16	94,658.69	106,621.90	109,628.57
Delaware, -	1,957.82	1,793.81	2,512.55	1,715.21	1,073.29	1,105.00	755.49	1,461.83	1,242.88
Maryland, -	43,295.72	46,487.49	53,842.13	62,004.93	71,819.92	79,782.49	74,699.43	88,188.55	90,045.16
Dist. of Col.	-	-	9,915.43	8,512.81	7,797.93	8,643.87	6,556.49	7,482.41	9,416.26
Virginia, -	31,943.87	37,832.24	33,614.11	37,674.19	34,015.29	33,503.05	29,485.28	36,699.29	45,339.78
Kentucky, -	388.83	675.52	675.52	675.52	-	-	-	-	-
N. Carolina,	21,399.71	21,063.13	18,908.82	22,576.69	22,180.70	21,894.53	16,623.24	23,161.64	26,472.47
S. Carolina,	31,353.75	30,993.34	41,868.75	35,107.60	40,158.61	45,222.85	41,628.11	42,675.74	43,354.77
Georgia, -	7,652.33	7,742.30	8,125.54	8,592.77	10,909.89	12,827.18	11,305.46	10,942.83	12,405.41
Ohio, -	-	444.65	509.00	169.73	160.00	-	-	-	-
Orleans Ter.	-	-	5,466.49	8,361.12	9,735.33	12,778.68	13,629.56	9,805.86	11,386.45
	560,380.63	597,157.05	672,530.18	749,341.22	808,284.68	848,306.85	769,053.54	910,059.23	984,269.05

## C.

*Enrolled Tonnage employed in the Coasting Trade.*

STATES.	1793.	1794.	1795.	1796.	1797.	1798.	1799.	1800.	1801.
	Tons. 95ths.	Tons. 95ths.	Tons. 95ths.	Tons. 95ths.	Tons. 95ths.	Tons. 95ths.	Tons. 95ths.	Tons. 95ths.	Tons. 95ths.
N. Hamp.	1,254.84	1,428.31	962.65	1,086.42	1,321.84	1,571.30	1,293.44	1,698.25	1,355.75
Massach'tts,	51,402.87	72,478.46	52,297.69	61,837.00	65,195.62	70,555.33	64,723.52	75,080.46	67,949.08
R. Island,	4,502.20	6,195.52	6,049.05	5,761.00	5,700.55	5,234.49	5,268.93	5,764.42	5,291.74
Connecticut,	7,255.44	9,628.00	9,761.58	11,527.47	12,918.49	12,802.80	11,046.54	12,488.01	13,129.59
New York,	13,986.81	22,470.25	34,806.40	42,454.70	46,053.63	47,365.62	49,118.17	51,553.47	55,666.71
New Jersey,	4,577.13	6,069.73	7,107.15	9,115.58	11,484.87	13,279.75	14,297.41	15,222.10	15,598.68
Pennsylvania	4,579.83	6,074.12	7,074.59	7,402.71	7,738.00	7,854.08	7,230.86	7,380.61	6,798.68
Delaware,	577.09	1,155.85	2,521.00	3,281.46	3,900.54	4,110.82	4,032.32	4,140.40	4,198.32
Maryland,	9,512.59	15,544.13	18,392.56	22,073.76	24,249.18	26,438.53	28,179.14	30,973.61	33,183.93
Dist. Col.									
Virginia,	12,098.08	15,731.62	17,215.36	18,915.90	21,626.64	23,469.47	22,736.23	26,224.52	27,114.73
N. Carolina,	2,764.03	4,398.51	3,500.28	4,531.00	5,651.23	5,700.14	5,147.06	5,823.13	6,081.53
S. Carolina,	2,058.55	4,464.34	4,369.30	6,615.81	7,458.08	7,783.78	7,606.32	7,114.13	8,340.58
Georgia,	283.34	1,588.33	738.10	820.53	778.08	1,177.36	224.27	1,831.68	1,545.62
Orleans Ter.									
	114,853.10	167,227.42	164,795.91	195,423.64	214,077.05	227,343.79	220,904.46	245,295.04	246,255.34

STATES.	1802.	1803.	1804.	1805.	1806.	1807.	1808.	1809.	1810.
	Tons. 95ths.	Tons. 95ths.	Tons. 95ths.	Tons. 95ths.	Tons. 95ths.	Tons. 95ths.	Tons. 95ths.	Tons. 95ths.	Tons. 95ths.
N. Hamp.	1,069.34	1,041.16	2,069.08	1,639.65	1,560.16	3,602.41	3,866.56	3,066.61	2,863.87
Massach'tts,	74,747.51	73,123.26	79,096.65	86,413.36	89,892.16	89,982.78	127,893.79	113,325.63	107,260.72
R. Island,	4,780.23	5,531.11	6,331.52	6,182.24	5,766.47	6,279.53	8,981.54	8,265.83	6,899.11
Connecticut,	12,783.35	13,638.51	14,890.20	15,555.51	15,236.26	15,884.93	21,947.27	19,477.70	19,346.83
New York,	61,509.36	63,049.09	65,411.01	67,812.61	70,225.68	72,567.43	77,522.10	78,252.61	83,536.60
New Jersey,	15,301.37	16,893.67	18,950.57	19,323.49	19,654.37	20,535.85	22,539.65	23,268.84	23,927.60
Pennsylvania	8,318.54	8,997.18	9,134.78	10,016.19	9,252.66	10,355.29	13,455.06	13,497.49	14,255.76
Delaware,	4,438.47	4,743.50	4,995.49	5,223.67	5,587.72	5,878.02	6,292.56	6,371.94	6,261.74
Maryland,	33,548.12	36,198.31	36,674.62	38,080.87	38,879.88	40,400.18	46,916.38	47,715.69	46,247.92
Dist. Col.			3,514.26	3,976.12	3,968.31	4,073.58	4,772.70	5,125.32	4,783.01
Virginia,	26,594.08	26,068.37	25,833.60	26,464.76	28,244.45	27,360.80	29,378.62	29,052.39	31,284.35
N. Carolina,	7,200.61	8,139.71	9,073.25	9,086.60	9,091.26	9,602.02	11,377.44	10,640.94	10,562.56
S. Carolina,	8,288.94	8,716.58	8,410.92	8,779.29	8,972.29	7,773.18	8,858.71	8,043.58	9,449.54
Georgia,	1,962.94	2,535.39	2,072.79	2,249.77	2,915.49	3,351.38	3,178.44	3,337.78	3,107.37
Orleans Ter.			380.87	556.85	729.54	542.25	703.26	2,057.71	1,326.69
	260,543.16	268,676.12	286,840.01	301,366.38	309,977.05	318,189.93	387,684.43	371,500.56	371,114.12

D.

*Enrolled Tonnage employed in the Whale Fishery.*

STATES.	1793.	1794.	1795.	1796.	1797.	1798.	1799.	1800.	1801.	1802.	1803.	1804.	1805.	1806.	1807.	1808.	1809.	1810.
	Tons.	Tons.	Tons. 95ths.	Tons. 95ths.	Tons. 95ths.	Tons. 95ths.	Tons. 95ths.	Tons. 95ths.	Tons. 95ths.	Tons. 95ths.	Tons. 95ths.	Tons. 95ths.	Tons. 95ths.	Tons. 95ths.	Tons. 95.	Tons. 95.	Tons. 95.	Tons. 95.
Massachusetts,	-	-	3,040.41	2,241.24	1,103.70	763.09	592.29	651.74	736.35	580.08	1,142.49	323.40	681.49	229.86	127.75	206.91	74.48	122.60
Rhode Island,	-	-	122.27	122.27	-	-	-	-	-	-	-	-	-	-	-	235.24	216.59	216.59
Connecticut,	-	-	-	-	-	-	-	-	-	-	-	-	216.59	498.59	779.37	282.00	282.00	-
	-	-	3,162.68	2,363.51	1,103.70	763.09	592.29	651.74	736.35	580.08	1,142.49	323.40	898.13	728.50	907.17	724.20	573.12	339.24

E.

*Enrolled Tonnage employed in the Cod Fishery.*

STATES.	1793.	1794.	1795.	1796.	1797.	1798.	1799.	1800.	1801.	1802.	1803.	1804.	1805.	1806.	1807.	1808.	1809.	1810.
	Tons.	Tons.	Tons. 95ths.	Tons. 95.	Tons. 95.	Tons. 95.	Tons. 95.	Tons. 95.	Tons. 95.	Tons. 95.	Tons. 95.	Tons. 95.	Tons. 95.	Tons. 95.	Tons. 95.	Tons. 95.	Tons. 95.	Tons. 95.
N. Hampshire,	-	-	483.46	508.60	648.65	744.27	558.92	712.51	1,261.59	1,462.73	1,767.45	929.92	2,001.77	1,934.34	543.30	1,504.02	1,203.64	954.89
Massachusetts,	-	-	23,847.14	26,894.57	30,710.01	32,547.12	22,812.00	20,708.89	28,540.53	28,961.10	38,218.16	39,292.72	41,411.52	42,497.47	53,263.00	37,635.31	22,356.14	23,443.09
Rhode Island,	-	-	73.27	267.16	724.46	493.52	102.67	85.65	210.47	316.43	353.09	209.38	558.67	785.73	1,251.68	882.43	172.93	137.53
Connecticut,	-	-	483.14	659.53	1,038.48	1,335.21	458.57	667.86	967.73	1,731.22	2,484.66	2,060.10	3,862.64	4,285.21	4,813.57	3,040.74	2,008.43	1,333.42
New York,	-	-	-	113.17	285.02	356.64	-	131.88	299.15	515.84	544.30	595.81	644.55	850.35	818.28	534.80	368.43	381.88
New Jersey,	-	-	-	-	-	-	-	-	-	-	48.44	-	-	-	-	-	-	-
Virginia,	-	-	-	66.26	-	-	-	-	-	-	-	-	-	-	-	-	-	-
	-	-	24,887.06	28,509.39	33,406.67	35,476.81	23,932.26	22,306.94	31,279.57	32,987.42	43,416.20	43,088.08	48,479.30	50,353.20	60,689.88	43,597.40	26,109.67	26,250.91

1812.]

TONNAGE FROM 1789 TO 1810.

899

F.

*Licensed Vessels, under twenty tons, employed in the Coasting Trade.*

STATES.	1793.	1794.	1795.	1796.	1797.	1798.	1799.	1800.	1801.
	Tons.95ths.	Tons.95ths.	Tons.95ths.	Tons.95ths.	Tons.95ths.	Tons.95ths.	Tons.95ths.	Tons.95ths.	Tons.95ths.
New Hamp.	35 43	45 09	123 14	177 15	87 56	58 22	82 59	102 16	152 61
Massach'tts,	877 31	2,902 79	3,115 53	3,253 56	3,172 51	3,374 06	3,481 44	3,590 46	3,688 57
Vermont.									
R. Island,	499 70	580 18	617 64	658 45	652 16	679 12	638 87	661 80	552 58
Connecticut,	383 16	988 92	1,429 20	1,348 82	1,373 66	1,297 14	1,213 24	1,365 04	1,319 65
New York,	412 25	843 55	1,043 44	1,537 47	1,839 55	1,913 43	2,086 02	2,240 85	2,487 34
New Jersey,	499 69	790 72	1,203 94	1,507 64	1,795 78	1,913 53	2,039 13	2,222 50	2,490 84
Pennsylv'a,	45 03	199 16	250 18	265 77	440 36	493 67	626 16	650 89	644 82
Delaware,	-	80 22	193 65	229 45	260 81	322 72	509 57	539 38	553 20
Maryland,	1,333 74	4,832 18	6,078 89	7,110 93	6,971 28	7,278 41	7,638 42	8,063 86	8,174 84
D. of Colum.									
Virginia,	2,015 09	3,844 58	3,653 24	3,947 90	4,494 91	4,459 39	4,963 26	5,341 49	5,824 61
Kentucky.									
N. Carolina,	1,115 93	1,737 15	1,778 32	1,980 04	1,914 86	1,913 82	2,011 15	1,947 83	1,983 42
S. Carolina,	-	85 01	96 26	375 59	303 94	339 44	350 43	366 42	346 93
Georgia,	-	47 56	17 86	23 54	17 86	56 23	95 55	103 88	76 38
Ohio.									
Orleans Ter.									
	7,217 53	16,977 36	19,601 59	22,416 66	23,325 64	24,099 43	25,736 08	27,196 91	28,296 19

STATES.	1802.	1803.	1804.	1805.	1806.	1807.	1808.	1809.	1810.
	Tons.95ths.	Tons.95ths.	Tons.95ths.	Tons.95ths.	Tons.95ths.	Tons.95ths.	Tons.95ths.	Tons.95ths.	Tons.95ths.
New Hamp.	96 65	60 94	85 27	53 84	72 68	78 16	86 47	117 23	133 56
Massach'tts,	3,356 03	3,680 93	3,435 63	3,479 35	3,285 13	3,452 36	4,047 88	3,759 67	3,739 60
Vermont.									
R. Island,	492 90	550 80	515 63	419 80	419 13	475 02	322 59	361 22	329 42
Connecticut,	1,442 45	1,378 48	1,315 44	1,217 89	1,160 11	1,264 67	1,339 24	1,433 08	1,387 88
New York,	2,752 50	3,071 30	3,303 77	3,373 28	3,501 05	3,695 35	3,822 36	3,978 63	4,051 82
New Jersey,	2,612 89	2,490 48	2,433 66	2,341 67	2,342 35	2,242 29	2,885 90	2,549 93	2,538 19
Pennsylv'a,	631 79	858 25	859 94	984 45	1,043 73	1,085 17	1,216 34	1,424 03	1,547 49
Delaware,	585 06	608 42	604 34	637 29	615 19	624 93	644 35	634 02	687 45
Maryland,	8,240 01	8,243 85	7,973 10	7,954 09	7,163 28	7,275 67	7,511 20	7,489 78	7,493 80
D. of Colum.									
Virginia,	6,386 33	6,699 06	6,531 05	6,674 29	6,939 11	6,512 46	6,828 20	6,965 90	7,300 51
Kentucky.									
N. Carolina,	2,004 41	2,241 54	2,239 07	2,426 79	2,471 80	2,637 55	2,860 10	2,970 66	2,920 18
S. Carolina,	364 48	384 12	403 59	364 48	15 07	15 07	30 48	100 34	123 83
Georgia,	113 78	115 82	82 45	110 42	107 60	98 49	90 38	111 69	107 33
Ohio.									
Orleans Ter.			44 58	315 94	396 30	290 09	243 56	558 31	528 86
	29,079 58	30,384 34	30,696 56	31,296 73	30,562 54	30,838 39	33,135 33	33,661 75	34,232 57



## G.

*Licensed Vessels, under twenty tons, employed in the Cod Fishery.*

STATES.	1793.	1794.	1795.	1796.	1797.	1798.	1799.	1800.	1801.
	Tons. 95ths.	Tons. 95ths.	Tons. 95ths.	Tons. 95ths.	Tons. 95ths.	Tons. 95ths.	Tons. 95ths.	Tons. 95ths.	Tons. 95ths.
New Hamp.	39.31	98.90	54.87	110.91	259.92	257.03	194.19	221.52	293.37
Massach'tts.	1,729.04	5,066.14	5,651.80	5,915.82	6,482.17	6,616.84	5,521.15	6,561.68	7,458.67
Vermont,									
R. Island,	119.77	75.59	45.59	53.11	45.50	45.83	33.83	33.83	19.92
Connecticut,	97.47	308.77	260.54	315.04	365.51	291.61	258.82	250.80	259.71
New York,			33.10	58.43	69.11	57.91	38.08	52.08	70.08
New Jersey.									
Pennsylvania									
Delaware.									
Maryland.									
Dist. Col.									
Virginia.									
Kentucky.									
N. Carolina.									
S. Carolina.									
Georgia.									
Ohio.									
Orleans Ter.									
	1,985.64	5,549.50	6,046.05	6,453.41	7,222.31	7,269.37	6,046.17	7,120.06	8,101.85

STATES.	1802.	1803.	1804.	1805.	1806.	1807.	1808.	1809.	1810.
	Tons. 95ths.	Tons. 95ths.	Tons. 95ths.	Tons. 95ths.	Tons. 95ths.	Tons. 95ths.	Tons. 95ths.	Tons. 95ths.	Tons. 95ths.
New Hamp.	369.92	258.55	284.36	278.23	273.84	248.65	314.87	321.61	333.62
Massach'tts,	7,789.01	7,708.44	8,251.24	8,277.92	8,091.04	8,950.76	7,663.41	7,693.73	7,839.30
Vermont,									
R. Island,	89.53	36.24	-	19.59	-	-	11.66		
Connecticut,	232.92	340.83	338.05	375.36	429.47	381.52	375.01	326.37	371.16
New York,	52.08	52.08	52.08	35.17	35.17	35.17	35.17	35.17	33.15
New Jersey.									
Pennsylvania									
Delaware.									
Maryland.									
Dist. Col.									
Virginia.									
Kentucky.									
N. Carolina.									
S. Carolina.									
Georgia.									
Ohio.									
Orleans Ter.									
	8,533.56	8,396.24	8,925.73	8,986.37	8,829.57	9,616.20	8,400.22	8,376.93	8,577.28

12th CONGRESS.]

No. 172.

[1st SESSION.

## IMPORTS FOR THE YEAR ENDING SEPTEMBER 30, 1810.

COMMUNICATED TO THE HOUSE OF REPRESENTATIVES, FEBRUARY 4, 1812.

TREASURY DEPARTMENT, February 3, 1812.

SIR:

In conformity with a resolution of the House of Representatives, of May 29th, 1798, I have the honor to transmit, herewith, two statements of the importation of goods, wares, and merchandise, in American and foreign vessels, and an aggregate view of both, from the 1st of October, 1809, to the 30th of September, 1810.

I have the honor to be, very respectfully, sir, your obedient servant,

ALBERT GALLATIN.

The Honorable the SPEAKER of the House of Representatives.

A General Statement of Goods, Wares, and Merchandise, imported into the United States in American vessels, commencing the 1st of October, 1809, and ending the 30th of September, 1810.

IMPORTATIONS FROM EUROPE.

FROM	VALUE OF GOODS PAYING DUTIES AD VALOREM.			ARTICLES PAYING SPECIFIC DUTIES.												
	15 per cent.	17½ per cent.	22½ per cent.	WINES.				SPIRITS.		Molasses.	Beer, Ale, and Porter.	TEAS.				
				Malmsey Madeira, &c.	Burgundy, Champaign, &c.	Sherry and St. Lucar.	All Other.	From Grain.	From other Materials.			Bohea.	Sou-chong.	Hyson.	Other Green.	
	Dollars.			Gallons.								Pounds.				
Russia, - - - -	1,494,394	16,742	10	-	-	-	-	-	-	-	-	-	-	14	-	10
Prussia, - - - -	6,987	14														
Sweden, - - - -	713,230	54,855	5,144	-	-	-	-	-	44							
Denmark and Norway, - - - -	2,885,166	146,811	235,618	-	717	-	107	1,433	-	-	-	-	-	-	-	1
Holland, - - - -	31,617	2,052	232	-	-	-	126	36,425	3,079	-	7	-	-	-	15	
England, Man, and Berwick, - - - -	20,269,435	5,084,553	190,506	250	-	24	505	-	207	-	77,975	-	-	-	-	
Scotland, - - - -	2,148,965	142,115	1,692	-	-	-	-	-	25	-	2,701	-	-	-	-	
Ireland, - - - -	1,002,450	14,623	55,318	1,340	-	-	1,327	-	3	310	4,348	-	-	-	-	
Guernsey, Jersey, Sark, &c. - - - -																
Gibraltar, - - - -	8,814	15,352	380	72	-	92	12,820	-	1,156							
Hamburg, Bremen, &c. - - - -	319,360	1,316	1,635	-	19	-	2									
French European Atlantic ports, - - - -	39,044	10,929	79	-	-	31	8,939	-	905	-	-	-	-	-	83	
Spanish European Atlantic ports, - - - -	30,393	19,500	230	130	-	130,066	51,850	-	38,752							
Do. do. Mediterranean ports, - - - -	25,858	15,933	-	-	-	5,205	344,804	-	161,696							
Portugal, - - - -	36,790	31,931	1,829	1,847	-	-	132,625	23,430	36	-	36	7,235	31,744	118		
Fayal and other Azores, - - - -	1,235	4,960	-	175	-	-	76,366	6,737	25,233							
Italy and Malta, - - - -	118,954	81,753	-	-	-	-	69,197	-	68,242							
Total, - - - -	29,132,692	5,643,439	492,673	3,814	736	135,418	698,668	68,045	299,378	310	85,067	7,235	31,758	216	11	

IMPORTATIONS IN AMERICAN VESSELS FROM EUROPE—Continued.

FROM	ARTICLES PAYING SPECIFIC DUTIES.															
	Coffee.	Cocon.	Choco- late.	SUGAR.				Almonds.	FRUITS.					CANDLES.		
				Brown, &c.	Clayed,	Candy.	Loaf and other refined.		Currants.	Prunes and Plums.	Figs.	Muscadell, Jar, and Box Raisins.	All other Raisins.	Tallow.	Wax & Sperma- ceti.	
																Pounds.
Russia, - - - - -	-	-	-	-	-	-	-	-	-	-	-	-	-	-	2,224	-
Prussia, - - - - -	-	-	-	-	-	-	-	-	-	-	-	-	-	-	-	-
Sweden, - - - - -	-	-	-	-	-	-	-	-	-	-	-	-	-	-	-	-
Denmark and Norway, - - - - -	484	-	-	-	-	-	-	-	-	-	-	-	-	-	-	409
Holland, - - - - -	14,822	-	2	-	-	-	-	-	-	-	-	-	-	-	-	-
England, Man, and Berwick, - - - - -	25	5,823	-	489	5,141	98	-	-	-	-	22,290	-	-	13	-	6
Scotland, - - - - -	-	-	-	-	-	-	-	-	-	-	-	-	-	-	-	-
Ireland, - - - - -	-	-	-	-	-	-	-	-	-	-	-	-	-	-	-	-
Guernsey, Jersey, Sark, &c. - - - - -	-	-	-	-	-	-	-	73	-	-	-	-	-	-	-	-
Gibraltar, - - - - -	-	-	-	-	-	-	-	209	12,672	-	45,851	29,200	7,875	-	-	-
Hamburg, Bremen, &c. - - - - -	-	-	-	-	-	-	-	-	-	316	-	32	-	-	-	-
French European Atlantic ports, - - - - -	1,399	-	-	-	2,001	-	135	-	-	-	-	-	-	-	-	-
Spanish do. do. - - - - -	25,693	1,325	520	152,907	20,950	18	-	20,911	-	-	26,308	138,281	57,936	-	-	-
Do. do. Mediterranean ports, - - - - -	158,603	6,182	-	-	-	-	-	78,016	-	-	92,873	997,401	2,141,656	-	-	-
Portugal, - - - - -	70,172	16,405	-	-	-	-	-	19,259	-	194	23,799	15,057	-	-	-	30
Fayal and other Azores, - - - - -	-	-	-	-	-	-	-	2,008	-	-	1,910	-	-	-	-	-
Italy and Malta, - - - - -	17,222	142	-	-	-	-	-	27,120	77,341	68,444	55,901	2,849	45,460	-	-	-
Total, - - - - -	288,420	29,877	522	153,396	28,092	111	135	147,596	90,013	68,954	268,932	1,182,820	2,252,940	2,224	445	-

1812.]

IMPORTS FOR THE YEAR 1810.

IMPORTATIONS IN AMERICAN VESSELS FROM EUROPE—Continued.

FROM	ARTICLES PAYING SPECIFIC DUTIES.															
	Cheese.	Soap.	Tallow.	SPICES.					Tobacco manufactured, other than Snuff and Cigars.	Snuff.	Indigo.	Cotton.	POWDER.		Starch.	Glue.
				Mace.	Nutmegs.	Cinnamon.	Pepper.	Pimento.					Hair.	Gun.		
Pounds.																
Russia, - - - - -	-	374														
Prussia, - - - - -																
Sweden, - - - - -																
Denmark and Norway, - - - - -	242	-	29,803	-	-	-	-	-	-	54						
Holland, - - - - -	60	-	-	-	-	-	-	-	27							
England, Man, and Berwick, - - - - -	19,532	16,865	-	1	211	1	6	-	-	678	10	262	112	702	1,306	9,660
Scotland, - - - - -	19	-	-	-	-	-	-	-	-	-	-	-	-	-	-	1,651
Ireland, - - - - -	48	-	-	-	-	-	-	-	-	2	-	-	-	-	-	54,095
Guernsey, Jersey, Sark, &c. - - - - -																
Gibraltar, - - - - -		10,011														
Hamburg, Bremen, &c. - - - - -																
French European Atlantic ports, - - - - -	635	-	-	-	-	-	-	-	-	50						
Spanish European Atlantic ports, - - - - -	31	9,107	-	-	-	-	10,101	-	-	-	693					
Do. do. Mediterranean ports, - - - - -		3,700	-	-	-	-	-	5,916	-	-						
Portugal, - - - - -							4,212				1,873					
Fayal and other Azores, - - - - -	27															
Italy and Malta, - - - - -		35,544														
Total, - - - - -	20,594	* 75,601	29,803	1	211	1	14,319	5,916	27	784	2,576	262	112	702	1,306	65,406

IMPORTATIONS IN AMERICAN VESSELS FROM EUROPE—Continued.

FROM	ARTICLES PAYING SPECIFIC DUTIES.																
	Pewter Plates and Dishes.	IRON.		Nails and Spikes.	Quick-silver.	PAINTS.				Lead, and manufactures of Lead.	Seines.	CORDAGE.		Cables.	Steel.	Hemp.	
		Anchors and Sheet.	Slit and Hoop.			Ochre, Yellow, in Oil.	Ochre, Dry Yellow.	Spanish Brown.	White and Red Lead.			Tarred.	Untarred.				
																	Pounds.
Russia, - - - -	-	-	-	-	-	-	-	-	-	-	-	134	137,304	-	28,229	-	50,986
Prussia, - - - -	-	-	-	-	-	-	-	-	-	-	-	-	-	-	-	-	2,819
Sweden, - - - -	-	35,543	44,646	25,191	-	-	-	-	-	-	-	-	-	-	-	-	-
Denmark and Norway, - - - -	-	-	-	3,401	-	-	-	-	-	-	-	-	120,761	-	87,256	2,604	815
Holland, - - - -	-	-	-	-	-	-	-	-	-	-	-	-	-	-	-	387	-
England, Man, and Berwick, - - - -	13,247	595,308	477,217	1,921,247	10	7,976	58,282	955,819	2,516,151	1,431,795	1,334	-	9,082	-	-	8,267	1,596
Scotland, - - - -	-	-	-	5,002	-	-	-	-	8,400	1,680	-	-	4,592	-	-	3	-
Ireland, - - - -	-	-	-	-	-	-	-	-	-	-	-	-	-	-	-	-	-
Guernsey, Jersey, Sark, &c. - - - -	-	-	-	-	-	-	-	-	-	-	-	-	-	-	-	-	-
Gibraltar, - - - -	-	-	-	-	-	-	-	-	-	-	-	-	6,558	-	-	180	-
Hamburg, Bremen, &c. - - - -	-	-	-	-	-	-	-	-	-	-	-	-	-	-	-	-	-
French European Atlantic ports, - - - -	-	-	-	-	-	-	-	-	-	-	-	-	-	-	-	-	-
Spanish European Atlantic ports, - - - -	-	5,409	22,452	-	544	-	-	-	-	4,288	-	-	-	-	448	692	-
Do. do. Mediterranean ports, - - - -	-	-	-	-	-	-	-	-	-	15,620	-	-	21,186	-	-	114	-
Portugal, - - - -	-	-	-	-	-	-	-	-	-	-	221	-	-	-	-	-	-
Fayal and other Azores, - - - -	-	-	-	-	-	-	-	-	-	-	-	-	-	-	-	-	-
Italy and Malta, - - - -	-	-	-	-	1,657	-	-	-	-	-	-	-	-	-	-	1,037	44
Total, - - - -	13,247	636,260	544,315	1,954,841	2,211	7,976	58,282	955,819	2,524,551	1,453,383	1,689	258,065	41,418	115,933	13,284	56,260	-

1812.]

IMPORTS FOR THE YEAR 1810.

## IMPORTATIONS IN AMERICAN VESSELS FROM EUROPE—Continued.

FROM	ARTICLES PAYING SPECIFIC DUTIES.														
	Twine, &c.	Glauber Salts.	Coal.	FISH.		Glass Black quart Bottles.	GLASS, WINDOW.			Cigars.	Boots.	SHOES AND SLIPPERS.			Playing Cards.
				Dried.	Pickled.		Not above 8 by 10.	Not above 10 by 12.	All above 10 by 12.			Silk.	Men and Women's Morocco, &c.	Children's.	
	Cwt.	Bushels.	Quintals.	Barrels.	Groce.	100 Square Feet.			M.	Pairs.			Packs.		
Russia, - - - -	32	-	-	-	-	-	82	18	-	-	-	-	-	-	-
Prussia, - - - -	-	-	-	-	-	-	2,213	391	-	-	-	50	100	-	-
Sweden, - - - -	-	-	-	-	-	-	6,524	2,246	1,164	-	-	72	32	-	4,138
Denmark and Norway,	5	-	-	-	-	179	-	-	-	-	-	-	-	-	-
Holland, - - - -	-	-	-	-	-	4	-	-	-	-	736	88	6,668	532	-
England, Man, and Berwick,	1,075	-	280,760	-	2	6,638	12,608	1,326	2,279	-	-	-	2	2	-
Scotland, - - - -	29	-	47,088	-	4	2,372	62	45	1,685	-	-	-	3	-	-
Ireland, - - - -	-	28	30,447	3	2	528	11	-	-	-	1	-	3	-	-
Guernsey, Jersey, Sark, &c.	-	-	-	-	-	-	-	-	-	-	-	-	-	-	-
Gibraltar, - - - -	-	-	-	-	-	32	-	-	-	-	-	-	40	-	-
Hamburg, Bremen, &c.	-	-	-	-	-	1	53	26	-	-	-	56	90	18	-
French European Atlantic ports,	-	-	-	-	-	135	-	-	-	-	-	12	3	3	-
Spanish do. do.	-	-	-	-	-	17	-	-	-	45	-	-	-	-	-
Do. do. do. Mediterranean ports,	-	-	-	-	-	7	-	-	-	-	-	-	-	-	-
Portugal, - - - -	-	-	-	-	-	-	-	-	-	-	-	-	-	-	-
Fayal and other Azores,	-	-	78	-	-	-	-	-	-	-	-	72	-	-	-
Italy and Malta, - - - -	-	-	-	-	-	-	-	-	-	-	-	-	-	-	-
<b>Total,</b>	<b>1,141</b>	<b>28</b>	<b>358,373</b>	<b>3</b>	<b>8</b>	<b>9,913</b>	<b>21,553</b>	<b>4,052</b>	<b>5,128</b>	<b>45</b>	<b>737</b>	<b>350</b>	<b>6,938</b>	<b>555</b>	<b>4,138</b>

IMPORTATIONS IN AMERICAN VESSELS FROM AFRICA.

FROM	VALUE OF GOODS PAYING AD VALOREM DUTIES.			ARTICLES PAYING SPECIFIC DUTIES.															
	15 per cent.	17½ per cent.	22½ per cent.	WINES.		Spirits, other than from Grain.	Beer, Ale, and Porter.	Hyson Tea.	Coffee.	Chocolate.	SUGAR.		Almonds.	FRUITS.					
				Malmsey Madeira.	All Other.						Brown.	White.		Currants.	Prunes.	Figs.	Raisins.		
	Dollars.			Gallons.				Pounds.											
British African Ports, - - -	348	162	-	-	467	-	-	-	132	-	-	-	-	-	-	-	-	-	-
Bourbon and Mauritius, - - -	-	11	-	-	-	-	-	386	52,126	-	-	-	-	-	-	-	-	-	-
Teneriffe and other Canaries, - - -	1,283	15	-	104	178,859	-	-	-	-	12	-	-	-	-	360	334	-	-	-
Madeira, - - - - -	12,491	10,603	12	281,636	13,041	-	14	-	5,015	-	-	-	-	2,740	-	306	-	-	487
Cape de Verd Islands, - - - - -	4,154	351	263	3,402	7,643	-	-	-	10	-	-	586	-	6,088	-	-	-	-	-
Morocco and Barbary States, - - - -	3,291	14,547	42	-	3,636	10,649	-	-	-	-	-	16,720	50,822	-	-	-	-	-	9,758
Cape of Good Hope, - - - - -	21,725	597	-	-	10,258	-	-	-	87,805	-	129,264	44	-	-	-	-	-	-	26
Africa, generally, - - - - -	21,250	1,391	-	-	-	-	-	132	5,293	-	-	2,072	-	-	-	-	-	-	71
<b>Total,</b> - - - - -	<b>64,542</b>	<b>27,677</b>	<b>317</b>	<b>285,142</b>	<b>213,904</b>	<b>10,649</b>	<b>14</b>	<b>518</b>	<b>150,381</b>	<b>12</b>	<b>129,264</b>	<b>2,072</b>	<b>17,350</b>	<b>59,650</b>	<b>360</b>	<b>666</b>	<b>10,316</b>		

FROM	ARTICLES PAYING SPECIFIC DUTIES.															
	Tallow Candles.	Cheese.	SPICES.			Indigo.	Anchors and Sheet Iron.	Nails and Spikes.	Spanish Brown.	Lead, and manufactures of Lead.	Untarred Cordage.	Hemp.	Twine, &c.	Black Quart Bottles.	Cigars.	Men and Women's Morocco Shoes.
			Nutmegs.	Cloves.	Pepper.											
	Pounds.											Cwt.	Groce.	M.	Pairs.	
British African Ports, - - - - -	-	-	-	-	998	-	-	-	-	-	-	-	-	-	12	
Bourbon and Mauritius, - - - - -	-	-	-	-	-	-	-	-	-	-	-	7	-	-	-	
Teneriffe and other Canaries, - - - -	-	-	-	-	-	-	-	2,285	-	-	-	-	4	22	-	
Madeira, - - - - -	-	-	-	-	-	2,660	-	-	4,000	140	-	-	1	-	-	
Cape de Verd Islands, - - - - -	-	-	-	-	216	-	-	-	-	-	17	74	4	-	-	
Morocco and Barbary States, - - - - -	-	-	-	-	317,705	756	-	-	-	-	-	-	1	-	-	
Cape of Good Hope, - - - - -	9,757	4,800	880	440	-	-	2,918	-	-	-	-	-	-	-	-	
Africa, generally, - - - - -	-	-	-	-	-	-	-	-	-	-	-	-	-	-	-	
<b>Total,</b> - - - - -	<b>9,757</b>	<b>4,800</b>	<b>880</b>	<b>440</b>	<b>318,919</b>	<b>756</b>	<b>2,918</b>	<b>2,285</b>	<b>4,000</b>	<b>140</b>	<b>17</b>	<b>81</b>	<b>10</b>	<b>22</b>	<b>12</b>	

IMPORTATIONS IN AMERICAN VESSELS FROM ASIA.

FROM	VALUE OF GOODS PAYING DUTIES AD VALOREM.			ARTICLES PAYING SPECIFIC DUTIES.										
	15 per cent.	17½ per cent.	22½ per cent.	WINES.		SPIRITS.		TEAS.				Coffee.	SUGAR.	
				Malmsey Madeira, &c.	Other than Sherry and Burgundy.	From Grain	From other Materials.	Bohea.	Souchong.	Hyson.	Other Green.		† Brown.	Clayed.
	Dollars.			Gallons.				Pounds.						
Dutch East Indies, - - -	11,798	1,788	-	110	49	55	-	-	12	3	23	1,020,670	349,725	1,468
British East Indies, - - -	3,277,494	39,946	-	339	107	-	17	-	6	8	-	282,940	944,752	-
Manilla and Philippine Islands, - - -	-	10	-	-	-	-	-	-	-	-	-	-	-	-
Turkey, Levant, and Egypt, - - -	61,135	59,874	-	-	29,402	-	-	-	-	-	-	-	-	160
China, - - -	3,206,788	167,667	405	131	-	-	-	1,429,876	2,433,262	1,282,768	2,498,080	-	-	122,856
<b>Total,</b> -	<b>6,557,395</b>	<b>269,285</b>	<b>405</b>	<b>580</b>	<b>29,558</b>	<b>55</b>	<b>17</b>	<b>1,429,876</b>	<b>2,433,280</b>	<b>1,282,779</b>	<b>2,498,103</b>	<b>1,303,610</b>	<b>1,294,637</b>	<b>124,324</b>

FROM	ARTICLES PAYING SPECIFIC DUTIES.													
	Sugar Candy.	Almonds.	FRUITS.			CANDLES.		Soap.	SPICES.					
			Currants.	Figs.	Raisins.	Tallow.	Wax and Spermaceti.		Mace.	Nutmegs.	Cinnamon.	Cloves.	Pepper.	Chinese Cassia.
	Pounds.													
Dutch East Indies, - - -	849	-	-	-	-	-	-	-	17,569	87,638	-	79,992	4,388,949	1,895
British East Indies, - - -	111	-	-	-	-	-	228	21	-	123	314	-	1,115,182	3,160
Manilla and Philippine Islands, - - -	-	9,458	30,314	146,367	120,781	-	-	19,291	-	-	-	-	-	-
Turkey, Levant, and Egypt, - - -	-	-	-	-	-	-	-	-	-	-	-	-	-	-
China, - - -	1,688	-	-	-	-	7	-	-	-	5,603	3	858	41	380,485
<b>Total,</b> -	<b>2,648</b>	<b>9,458</b>	<b>30,314</b>	<b>146,367</b>	<b>120,781</b>	<b>7</b>	<b>228</b>	<b>19,312</b>	<b>17,569</b>	<b>93,364</b>	<b>317</b>	<b>80,850</b>	<b>5,504,172</b>	<b>385,540</b>



IMPORTATIONS IN AMERICAN VESSELS FROM ASIA—Continued.

511  
1

FROM	ARTICLES PAYING SPECIFIC DUTIES.												
	Tobacco Manufactured, other than Snuff and Cigars.	Snuff.	Indigo.	White and Red Lead.	CORDAGE.		Hemp.	Twine, &c.	Black quart Bottles.	Cigars.	SHOES.		
					Tarred.	Untarred.					Silk.	Men and Women's Morocco.	Children's.
	Pounds.					Cwt.		Groce.	M.	Pairs.			
Dutch East Indies, - - - -	-	-	634	-	-	-	-	1	1	-	-	-	
British East Indies, - - - -	217	-	423,331	-	-	12,602	109	1,079	3	379	-	1	
Manilla and Philippine Islands, - - - -	-	-	-	-	86,988	-	-	-	1	-	500	138	
Turkey, Levant, and Egypt, - - - -	-	25	-	121,972	-	-	-	-	-	-	-	-	
China, - - - -	-	-	-	-	-	-	-	-	-	-	-	-	
Total, -	217	25	423,965	121,972	86,988	12,602	109	1,079	5	380	500	139	

IMPORTATIONS FROM THE WEST INDIES, AMERICAN COLONIES, AND UNCERTAIN PORTS, &c. IN AMERICAN VESSELS.

FROM	GOODS PAYING DUTIES AD VALOREM.			ARTICLES PAYING SPECIFIC DUTIES.										
	15 per cent.	17½ per cent.	22½ per cent.	WINES.				SPIRITS.			Molasses.	Beer, Ale, and Porter.	TEAS.	
				Malmsey Madeira, &c.	Burgundy, Champaign, &c.	Sherry and St. Lucar.	All other.	Foreign, from Grain.	Foreign, from other Materials.	From domes- tic produce.			Bohea.	Souchong.
	Value in dollars.			Gallons.										
Swedish West Indies, - - - -	18,241	11,546	109	10,590	2	-	3,572	1	1,493,863	371	1,494,212	-	8	419
Danish West Indies, - - - -	335	1,579	4	81	-	-	-	201	572,749	-	55	-	-	-
Dutch West Indies, - - - -	5,286	3,147	136	-	-	-	28	-	162,048	-	383,138	-	-	-
British West Indies, - - - -	7,261	14,620	262	92	-	2,639	50	10	1,460,361	-	322,935	36	15	-
Newfoundland and British Fisheries, - - - -	10	222	-	-	-	-	-	-	-	-	-	-	-	-
British American Colonies, - - - -	172,695	131,874	7,248	235	-	-	231	100	1,886	-	296	207	8	199
French West Indies, &c. - - - -	44,884	11,669	1,093	48	-	-	285	-	53,639	113	1,257,168	98	-	365
Floridas, - - - -	11,182	7,351	1,311	208	-	500	2,007	122	1,378	-	17,051	873	-	-
Honduras, Campeachy, &c. - - - -	862	1,688	-	-	-	-	132	-	-	-	-	-	-	-
Spanish West Indies, &c. - - - -	175,305	138,561	172	442	-	1,248	9,777	1,118	270,641	-	4,093,369	-	-	-
Coast of Brazil, &c. - - - -	19,489	3,951	6	-	-	-	26	-	97	-	9,776	-	-	28
West Indies, generally, - - - -	44	88	-	-	-	-	-	-	-	-	-	-	-	-
Uncertain ports, places, &c. - - - -	57,129	108	22	108	-	-	480	-	229	-	-	-	-	1,110
Total, -	512,723	326,304	10,363	11,804	2	4,387	16,538	1,552	4,016,891	484	7,578,020	1,214	31	2,121

1812.1

IMPORTS FOR THE YEAR 1810.

909

IMPORTATIONS IN AMERICAN VESSELS FROM THE WEST INDIES, &c.—Continued.

FROM	ARTICLES PAYING SPECIFIC DUTIES.													
	TEAS.		Coffee.	Cocoa.	Chocolate.	SUGAR.			Almonds.	FRUITS.			CANDLES.	
	Hyson.	Other Green.				Brown.	Clayed.	Loaf and other refined.		Currants.	Figs.	Raisins.	Tallow.	Wax and Spermaceti.
Pounds.														
Swedish West Indies, - - -	1,765	300	2,321,470	81,687	86	3,923,188	88,637	75	885	-	-	4,044	-	6
Danish West Indies, - - -	3	-	291	-	28	10,089	-	23	-	-	-	-	-	-
Dutch West Indies, - - -	-	-	15,168	27,709	30	256,468	20	-	-	-	-	246	-	-
British West Indies, - - -	-	-	29,416	12,348	23	370,998	5,562	-	-	-	-	-	-	-
Newfoundland and British fisheries, - - -	-	-	-	-	-	-	-	-	-	-	-	-	-	-
British American Colonies, - - -	4	279	7	-	8	748	-	96	-	-	2	-	50	12
French West Indies, &c. - - -	-	-	2,567,816	338,049	-	678,777	18,815	-	624	-	-	300	-	-
Florida, - - -	14	3	96,138	36,945	-	93,077	20,509	25	1,111	-	-	1,134	-	-
Honduras, Campeachy, &c. - - -	-	-	37	-	-	-	-	-	-	-	-	-	-	-
Spanish West Indies, &c. - - -	1,747	2,640	18,046,875	556,169	943	28,650,619	8,066,584	-	499	101	83	5,509	-	-
Coast of Brazil, &c. - - -	64	-	655,570	391,973	-	2,543,171	189,914	-	-	-	-	-	-	-
West Indies, generally, - - -	-	-	29,245	-	-	-	-	-	-	-	-	-	-	-
Uncertain ports, places, &c. - - -	15,146	-	129,815	7,150	-	444,034	499,489	-	-	-	-	-	-	-
Total, - - -	19,043	3,222	23,891,848	1,452,030	1,118	36,973,169	8,889,530	219	3,119	101	85	11,262	50	18

FROM	ARTICLES PAYING SPECIFIC DUTIES.													
	Cheese.	Soap.	Tallow.	SPICES.						Tobacco manufactured, other than Snuff and Cigars.	Snuff.	Indigo.	Cotton.	Gun Powder.
				Nutmegs.	Cinnamon.	Cloves.	Pepper.	Pimento.	Chinese Cassia.					
Pounds.														
Swedish West Indies, - - -	-	5,896	10,707	16	-	184	1,372	2,884	15	-	47	6,523	2,456	-
Danish West Indies, - - -	-	-	-	-	-	-	-	-	-	-	10	-	-	-
Dutch West Indies, - - -	-	-	-	-	-	-	-	-	-	-	8	-	8,241	-
British West Indies, - - -	-	117	-	-	-	-	-	212,822	-	18	164	200	-	-
Newfoundland and British fisheries, - - -	-	-	-	-	-	-	-	-	-	-	-	-	-	-
British American Colonies, - - -	24	2,270	-	3	-	83	10	-	1	145	49	2	-	22,952
French West Indies, &c. - - -	-	355	-	-	32	37,530	213	12,154	-	-	-	3,939	157,954	-
Florida, - - -	-	366	-	-	-	-	3,893	1,977	-	493	-	430	4,860	201
Honduras, Campeachy, &c. - - -	-	-	-	-	-	-	-	-	-	-	-	8,749	-	-
Spanish West Indies, &c. - - -	-	-	13,418	20	-	548	121,421	130,770	225	-	63	107,853	46,595	-
Coast of Brazil, &c. - - -	-	-	-	-	-	383	-	-	-	-	-	-	660	-
West Indies, generally, - - -	-	-	-	-	-	-	30,674	-	-	-	-	12,403	-	-
Uncertain ports, places, &c. - - -	-	-	-	-	-	-	-	-	-	-	-	-	-	-
Total, - - -	24	9,004	24,125	39	32	38,645	157,656	360,617	241	656	341	140,099	220,766	23,153

IMPORTATIONS IN AMERICAN VESSELS FROM THE WEST INDIES, &c.—Continued.

1812.]

FROM	ARTICLES PAYING SPECIFIC DUTIES.												Steel.	Hemp.	Twine, &c.	
	Starch.	Pewter Plates and Dishes.	IRON.		Nails and Spikes.	PAINTS.			Lead and Manufactures of Lead.	CORDAGE.						
			Anchors and Sheet.	Slit and Hoop.		Ochre, Dry Yellow.	Spanish Brown.	White and Red Lead.		Tarred.	Untarred.					
Pounds.											Cwt.					
Swedish West Indies, - - -	415	-	2,005	-	46,635	-	-	-	7,192	-	-	-	-	-	-	-
Danish West Indies, - - -	-	-	-	-	2,655	-	-	-	500	-	-	-	-	-	-	-
Dutch West Indies, - - -	-	-	-	-	-	-	-	-	-	-	-	-	-	-	-	-
British West Indies, - - -	226	-	16,630	-	23,943	-	-	300	1,441	-	-	7	-	-	-	-
Newfoundland and British Fisheries, - - -	-	-	-	-	-	-	-	-	-	-	-	-	-	-	-	-
British American Colonies, - - -	55	-	6	350	40,613	300	1,015	1,020	6,680	2,217	67	4	2	8	-	-
French West Indies, &c. - - -	70	-	5,007	-	-	-	-	-	3,314	-	4	-	-	-	-	-
Floridas, - - -	-	4	-	-	229	-	-	-	1,309	-	-	5	-	-	-	-
Honduras, Campeachy, &c. - - -	-	-	-	-	-	-	-	-	-	-	-	-	-	-	-	-
Spanish West Indies, &c. - - -	1,618	-	9,407	-	6,017	-	-	3,895	8,330	743	575	-	-	2	-	-
Coast of Brazil, &c. - - -	-	-	-	-	-	-	-	-	-	-	-	-	-	-	-	-
West Indies, generally, - - -	-	-	-	-	-	-	-	2,837	-	-	-	-	-	-	-	-
Uncertain ports, places, &c. - - -	-	-	-	-	-	-	-	-	-	-	-	-	-	-	-	-
Total, - - -	2,384	4	33,055	350	120,092	300	1,015	8,052	28,766	2,960	646	16	2	10	-	-

IMPORTS FOR THE YEAR 1810.

FROM	ARTICLES PAYING SPECIFIC DUTIES.												Playing Cards.			
	Glauber Salts.	Coal.	FISH.		GLASS.			Cigars.	Foreign Lime.	Boots.	SHOES AND SLIPPERS.					
			Dried.	Pickled.	Black Quart Bot- tles.	Window, Not above 8 by 10.	Window, All above 10 by 12.				Silk.	Men and Women's Morocco, &c.		Children's.		
Cwt.	Bushels.	Quintals.	Barrels.	Groce.	100 square feet.		M.	Casks.	Pairs.			Packs.				
Swedish West Indies, - - -	-	-	55	-	24	4	-	97	-	1	-	-	-	-	-	-
Danish West Indies, - - -	-	-	-	-	8	-	-	-	-	-	-	-	-	-	-	-
Dutch West Indies, - - -	-	400	-	-	8	-	-	4	-	-	-	-	-	-	-	-
British West Indies, - - -	3	-	-	-	57	18	-	378	-	-	-	6	-	-	-	-
Newfoundland and British Fisheries, - - -	-	-	116	112	-	-	10	-	-	-	-	-	-	-	-	-
British American Colonies, - - -	1	-	13	1,424	27	39	-	-	47	5	-	57	-	-	6	-
French West Indies, &c. - - -	-	-	-	-	7	-	-	187	-	-	-	-	-	-	-	-
Floridas, - - -	-	1,440	-	-	46	-	-	172	-	8	-	632	-	-	-	-
Honduras, Campeachy, &c. - - -	-	-	-	-	-	-	-	-	-	-	-	-	-	-	-	-
Spanish West Indies, &c. - - -	-	-	-	2	8	-	-	18,714	-	-	335	130	6	-	758	-
Coast of Brazil, &c. - - -	102	-	-	-	-	-	-	-	-	-	-	-	-	-	-	-
West Indies, generally, - - -	-	-	-	-	8	-	-	-	-	-	-	-	-	-	-	-
Uncertain ports, places, &c. - - -	-	-	-	-	-	-	-	-	-	-	-	-	-	-	-	-
Total, - - -	106	1,840	184	1,538	193	61	10	19,552	47	14	335	825	6	1,239	-	-

911

RECAPITULATION OF THE PRECEDING IMPORTATIONS IN AMERICAN VESSELS, VIZ:

FROM	GOODS PAYING DUTIES AD VALOREM.			ARTICLES PAYING SPECIFIC DUTIES.								
	VALUE OF GOODS.			WINES.				FOREIGN SPIRITS.		Spirits, from domestic produce.	Molasses.	Beer, Ale, and Porter.
	.15 per cent.	17½ per cent.	22½ per ct.	Malmsey Madeira, &c.	Burgundy, Champaign, &c.	Sherry, and St. Lúcar.	All other.	From Grain.	From other materials.			
	Dollars.			Gallons.								
Europe, - - - -	29,132,692	5,643,439	492,673	3,814	736	135,418	698,668	68,045	299,378	-	310	85,067
Africa, - - - -	64,542	27,677	317	285,142	-	-	213,904	-	10,649	-	-	14
Asia, - - - -	6,557,395	269,285	405	580	-	-	29,558	55	17	-	-	-
West Indies, &c. - - - -	512,723	326,304	10,563	11,804	2	4,387	16,588	1,552	4,016,891	484	7,578,020	1,214
<b>Total,</b> - - - -	<b>36,267,352</b>	<b>6,266,705</b>	<b>503,758</b>	<b>301,340</b>	<b>738</b>	<b>139,805</b>	<b>958,718</b>	<b>69,652</b>	<b>4,326,935</b>	<b>484</b>	<b>7,578,330</b>	<b>86,295</b>

FROM	ARTICLES PAYING SPECIFIC DUTIES.													
	TEAS.				Coffee.	Cocoa.	Chocolate.	SUGAR.				Almonds.	FRUITS.	
	Bohea.	Souchong.	Hyson.	Other Green				Brown.	Clayed, &c.	Candy.	Loaf and other refined.		Currants.	Prunes and Plums.
	Pounds.													
Europe, - - - -	7,235	31,738	216	11	288,420	29,377	522	153,396	28,092	111	135	147,596	90,013	68,954
Africa, - - - -	-	-	518	-	150,381	-	12	129,264	2,072	-	-	17,350	59,650	360
Asia, - - - -	1,429,876	2,433,280	1,282,779	2,498,103	1,303,610	-	-	1,294,637	124,324	2,648	-	9,458	30,314	-
West Indies, &c. - - - -	31	2,121	19,043	3,222	23,891,848	1,452,030	1,118	36,973,169	8,889,530	-	219	3,119	101	-
<b>Total,</b> - - - -	<b>1,437,142</b>	<b>2,467,159</b>	<b>1,302,556</b>	<b>2,501,336</b>	<b>25,634,359</b>	<b>1,481,907</b>	<b>1,652</b>	<b>38,550,466</b>	<b>9,044,018</b>	<b>2,759</b>	<b>354</b>	<b>177,523</b>	<b>180,078</b>	<b>69,314</b>

RECAPITULATION—Continued.

ARTICLES PAYING SPECIFIC DUTIES.															
FROM	FRUITS.		CANDLES.		Cheese.	Soap.	Tallow.	SPICES.							
	Figs.	Raisins.	Tallow.	Wax and Spermaceti.				Mace.	Nutmegs.	Cinnamon.	Cloves.	Pepper.	Pimento.	Chinese Cassia.	
	Pounds.														
Europe, - - - -	268,932	3,435,760	2,224	445	20,594	75,601	29,803	1	211	1	-	14,319	5,916		
Africa, - - - -	666	10,316	9,757	-	4,800	-	-	-	880	-	440	318,919	-		
Asia, - - - -	146,367	120,781	7	228	-	19,312	-	17,569	93,364	317	80,850	5,504,172	-	385,540	
West Indies, &c. - - - -	85	11,262	50	18	24	9,004	24,125	-	39	32	38,645	157,656	360,617	241	
<b>Total, -</b>	<b>416,050</b>	<b>3,578,119</b>	<b>12,038</b>	<b>691</b>	<b>25,418</b>	<b>103,917</b>	<b>53,928</b>	<b>17,570</b>	<b>94,494</b>	<b>350</b>	<b>119,935</b>	<b>5,995,066</b>	<b>366,533</b>	<b>385,781</b>	

ARTICLES PAYING SPECIFIC DUTIES.															
FROM	Tobacco manufactured, other than Snuff and Cigars.	Snuff.	Indigo.	Cotton.	POWDER.		Starch.	Glue.	Pewter Plates and Dishes.	IRON.		Nails and Spikes.	Quicksilver.		
					Hair.	Gun.				Anchors and Sheet.	Slit and Hoop.				
					Pounds.										
Europe, - - - -	27	784	2,576	262	112	702	1,306	65,406	13,247	636,260	544,315	1,954,841	2,211		
Africa, - - - -	-	-	756	-	-	-	-	-	-	2,660	-	2,918	-		
Asia, - - - -	217	25	423,965	-	-	-	-	-	-	-	-	-	-		
West Indies, &c. - - - -	656	341	140,099	220,766	-	23,153	2,384	-	4	33,055	350	120,092	-		
<b>Total, -</b>	<b>900</b>	<b>1,150</b>	<b>567,396</b>	<b>221,028</b>	<b>112</b>	<b>23,855</b>	<b>3,690</b>	<b>65,406</b>	<b>13,251</b>	<b>671,975</b>	<b>544,665</b>	<b>2,077,851</b>	<b>2,211</b>		

1812.]

IMPORTS FOR THE YEAR 1810.

913

RECAPITULATION—Continued:

FROM		ARTICLES PAYING SPECIFIC DUTIES.												
		PAINTS.				Lead, and man- ufactures of Lead.	Seines.	CORDAGE.		Cables.	Steel.	Hemp.	Twine, &c.	Glauber Salts.
		Ochre, Yel- low, in Oil.	Dry Yellow Ochre.	Spanish Brown.	White and Red Lead.			Tarred.	Untarred.					
		Pounds.							Cwt.					
Europe, - - - -	-	7,976	58,282	955,819	2,524,551	1,453,383	1,689	258,065	41,418	115,933	13,284	56,260	1,141	28
Africa, - - - -	-	-	-	2,285	-	4,000	-	-	140	-	-	17	81	-
Asia, - - - -	-	-	-	-	121,972	-	-	86,988	12,602	-	-	109	1,079	-
West Indies, &c.	-	-	300	1,015	8,052	28,766	-	2,960	646	-	16	2	10	106
Total, - - - -	-	7,976	58,582	959,119	2,654,575	1,486,149	1,689	348,013	54,806	115,933	13,300	56,388	2,311	134

FROM		ARTICLES PAYING SPECIFIC DUTIES.													
		Coal.	FISH.		GLASS.	WINDOW GLASS.			Cigars.	Foreign Lime.	Boots.	SHOES AND SLIPPERS.			Playing Cards.
			Dried.	Pickled.	Black quart Bottles.	Not above 8 by 10.	Not above 10 by 12.	All above 10 by 12.				Silk.	Morocco, &c. for Men and Women	Children's.	
		Bushels.	Quintals.	Barrels.	Groce.	100 square feet.			M.	Casks.	Pairs.	Pairs.			Packs.
Europe, - - - -	-	358,373	3	8	9,913	21,553	4,052	5,128	45	-	737	350	6,938	555	4,138
Africa, - - - -	-	-	-	-	10	-	-	-	22	-	-	-	12	-	-
Asia, - - - -	-	-	-	-	5	-	-	-	380	-	-	500	139	1	-
West Indies, &c.	-	1,840	184	1,538	193	61	-	10	19,552	47	14	335	825	6	1,239
Total, - - - -	-	360,213	187	1,546	10,121	21,614	4,052	5,138	19,999	47	751	1,185	7,914	562	5,377

IMPORTATIONS FROM EUROPE.

1812.]

FROM	VALUE OF GOODS PAYING DUTIES AD VAL.			ARTICLES PAYING SPECIFIC DUTIES.									
	At 16½ per cent.	At 19½ per cent.	At 24½ per cent.	WINES.			SPIRITS.		Beer, Ale, and Porter.	Coffee.	SUGAR.		Almonds.
				Burgundy, &c.	Sherry and St. Lucar.	Other than Madeira.	From Grain.	From other materials.			Brown.	Clayed.	
Dollars.			Gallons.						Pounds.				
Russia, - - - - -	76,638	-	-	-	-	-	-	23,294	-	-	-	-	-
Sweden, - - - - -	8,394	-	-	-	-	-	-	-	-	-	-	-	-
Denmark and Norway, - - - - -	-	-	1,229	-	-	-	-	-	-	-	-	-	-
Holland, - - - - -	-	-	-	-	-	-	-	-	-	-	-	-	-
England, Man, and Berwick, - - - - -	122,284	87,266	3,392	-	-	123	-	6,564	7,139	-	-	-	-
Scotland, - - - - -	358	94	-	-	-	-	-	-	-	-	-	-	-
Ireland, - - - - -	554	-	2,247	-	-	-	-	-	-	-	-	-	-
French European Atlantic ports, - - - - -	8,792	1,290	165	-	-	-	-	-	-	-	-	-	-
Spanish do. do. do. - - - - -	384	3,387	-	50	-	4,021	-	-	-	220	942	-	278
Portugal, - - - - -	4,066	300	235	-	2,036	6,961	-	-	-	1,431	6,460	1,879	6,448
Fayal and other Azores, - - - - -	88	1,896	-	-	-	610	23,903	-	-	-	-	-	-
Italy, - - - - -	1,119	31	-	-	-	827	-	6,865	-	-	-	-	-
<b>Total, - - - - -</b>	<b>222,677</b>	<b>94,264</b>	<b>7,268</b>	<b>50</b>	<b>2,036</b>	<b>12,653</b>	<b>23,903</b>	<b>36,723</b>	<b>7,139</b>	<b>1,651</b>	<b>7,402</b>	<b>1,879</b>	<b>6,726</b>

FROM	ARTICLES PAYING SPECIFIC DUTIES.												
	FRUITS.			Tallow Candles.	Cheese.	Cotton.	Gun Powder.	IRON.		Nails and Spikes.	PAINTS.		Lead, and Manufactures of Lead.
	Currants.	Figs.	Raisins.					Anchor and Sheet.	Slit and Hoop.		Spanish Brown.	White and Red Lead.	
Pounds.													
Russia, - - - - -	-	-	9,308	-	-	-	-	-	-	-	-	-	-
Sweden, - - - - -	-	-	-	-	-	-	-	-	-	-	-	-	-
Denmark and Norway, - - - - -	-	-	-	-	235	-	350	44,915	111,018	22,204	45,281	25,724	33,906
Holland, - - - - -	-	-	-	-	-	-	-	-	-	-	-	-	-
England, Man, and Berwick, - - - - -	-	-	-	-	-	-	-	-	-	-	-	-	-
Scotland, - - - - -	-	-	-	-	-	-	-	-	-	-	-	-	-
Ireland, - - - - -	-	-	-	-	-	-	-	-	-	-	-	-	-
French European Atlantic ports, - - - - -	-	-	-	1,467	2,168	217	-	-	-	-	-	-	-
Spanish do. do. do. - - - - -	-	108	1,038	-	-	-	-	-	-	-	-	-	-
Portugal, - - - - -	-	56	142	-	-	-	-	-	-	-	-	-	-
Fayal and other Azores, - - - - -	-	-	-	-	-	-	-	-	-	-	-	-	-
Italy, - - - - -	554	-	17,146	-	-	-	-	-	-	-	-	-	-
<b>Total, - - - - -</b>	<b>554</b>	<b>164</b>	<b>27,634</b>	<b>1,467</b>	<b>2,403</b>	<b>217</b>	<b>350</b>	<b>44,915</b>	<b>111,018</b>	<b>22,204</b>	<b>45,281</b>	<b>25,724</b>	<b>33,906</b>

IMPORTS FOR THE YEAR 1810.

915

IMPORTATIONS IN FOREIGN VESSELS FROM EUROPE—Continued.

FROM	ARTICLES PAYING SPECIFIC DUTIES.												
	Tarred Cordage.	Cables.	Steel.	Hemp.	Twine, &c.	Coal.	Pickled Fish.	GLASS.			Boots.	SHOES.	
								Black Quart Bottles.	Window, 8 by 10.	Window, 10 by 12.		Silk.	Men and Women's Morocco.
	Pounds.	Cwt.				Bushels.	Barrels.	Groce.	100 square feet.		Pairs.		
Russia, - - - - -	-	2,240	-	2,162	-	-	-	-	-	-	-	-	-
Sweden, - - - - -	-	-	-	-	-	-	-	-	80	20	-	-	-
Denmark and Norway, - - - - -	-	-	-	-	-	-	-	-	-	-	-	-	-
Holland, - - - - -	4,751	-	411	-	6	12,581	-	7,148	108	50	-	-	-
England, Man, and Berwick, - - - - -	-	-	-	-	-	-	-	-	-	-	-	-	-
Scotland, - - - - -	-	-	-	-	-	-	-	-	-	-	-	-	-
Ireland, - - - - -	-	-	-	-	21	-	19	4	-	-	1	10	601
French European Atlantic ports, - - - - -	-	-	-	-	-	-	-	-	-	-	-	-	-
Spanish do. do. - - - - -	-	-	-	-	-	-	-	-	-	-	-	-	-
Portugal, - - - - -	-	-	-	-	-	-	-	-	-	-	-	-	-
Fayal and other Azores, - - - - -	-	-	-	-	-	-	-	-	-	-	-	-	-
Italy, - - - - -	-	-	-	-	-	-	-	-	-	-	-	-	-
<b>Total,</b> - - - - -	4,751	2,240	411	2,162	27	12,581	19	7,152	188	70	1	10	601

IMPORTATIONS IN FOREIGN VESSELS FROM AFRICA AND ASIA.

FROM ]	GOODS PAYING DUTIES AD VALOREM.			ARTICLES PAYING SPECIFIC DUTIES.												
	15½ per cent.	16½ per cent.	19½ per cent.	WINES.		Souchong Tea.	Brown Sugar.	Currants.	SPICES.			Indigo.	Untarred Cordage.	Twine, &c.	Cigars.	
				Malmsey Madeira, &c.	Other than Sherry and Burgundy.				Mace.	Nutmegs.	Cloves.					
	Dollars.			Gallons.		Pounds.										Cwt.
Africa, Teneriffe and Canaries, - - - - -	-	-	47	-	22,783	-	-	-	-	-	-	-	-	-	-	-
Madeira, - - - - -	-	1,068	3,851	15,691	-	-	-	-	-	-	-	-	-	-	-	-
Cape de Verd Islands, - - - - -	-	88	-	24	-	-	-	230	-	-	-	-	-	-	-	-
Cape of Good Hope, - - - - -	-	-	2	-	38	-	-	-	-	-	-	-	-	-	-	-
Asia, Dutch East Indies, - - - - -	45	-	104	101	-	15	-	-	324	22,939	11,668	-	-	-	-	-
British East Indies, - - - - -	-	38,374	251	-	-	-	19,540	-	-	-	-	3,484	570	56	277	-
<b>Total,</b> - - - - -	45	39,530	4,255	15,816	22,821	15	19,540	230	324	22,939	11,668	3,484	570	56	277	-



IMPORTATIONS IN FOREIGN VESSELS FROM THE WEST INDIES, AMERICAN COLONIES, UNCERTAIN PORTS, PLACES, &c.

916  
F

FROM	GOODS PAYING DUTIES AD VALOREM.			ARTICLES PAYING SPECIFIC DUTIES.											
	VALUE OF GOODS.			WINES.			SPIRITS.		Molasses.	Beer, Ale, and Porter.	Coffee.	Cocoa.	Chocolat.	SUGAR.	
	16½ per ct.	19½ per ct.	24¾ per ct.	Malmsey Madeira, &c.	Sherry and St. Lucar.	All other.	From Grain.	From other materials.						Brown, &c.	Clayed, &c.
	Dollars.			Gallons.						Pounds.					
Swedish West Indies, - - -	2,304	612	-	-	-	10,023	-	11,075	86,988	-	103,746	5,519	-	84,674	2,462
Danish West Indies, - - -	352	1,728	-	-	-	-	-	23,483	-	24	-	-	-	300,037	-
Dutch West Indies, - - -	12,248	4,853	33	-	-	-	-	9,245	23,647	-	403,477	-	-	77,275	-
British West Indies, - - -	6,318	7,298	-	2	-	-	-	78,868	10,306	-	283,532	87,739	-	765,488	21,015
British American Colonies, - - -	30,822	6,821	2,468	20	-	-	-	15,828	9,206	-	28,094	22,412	-	229,876	-
French West Indies, &c. - - -	22,473	2,512	29	-	-	9	-	2,443	42,570	-	1,001,580	127,381	31	1,433,941	5,417
Floridas, - - -	143	3,379	-	-	-	-	12	3,140	-	-	13,033	-	-	10,130	400
Honduras, Campeachy, &c. - - -	179	453	-	86	2,393	392	-	-	-	403	3,894	-	63	669	384
Spanish West Indies, &c. - - -	11,072	41,505	286	-	-	133	-	24,351	300,770	-	3,378,132	101,435	197	2,765,984	1,072,311
Coast of Brazil, &c. - - -	166	4,473	-	-	-	-	-	688	3,399	-	18,471	-	-	708,063	-
Uncertain ports, places, &c. - - -	1,700	90	-	-	-	142	-	-	-	-	15	-	101	20	158
Total, - - -	87,777	73,724	2,816	108	2,393	10,699	12	169,121	477,299	24	5,233,974	344,486	392	6,376,157	1,102,147

FROM	ARTICLES PAYING SPECIFIC DUTIES.														
	Muscadel, jar, and box Raisins.	Soap.	Tallow.	SPICES.			Snuff.	Indigo.	Cotton.	Gun Powder.	Starch.	Anchors & Sheet Iron.	Nails, &c.	PAINTS.	
				Cinnamon.	Cloves.	Pimento.								Dry Ochre.	Spanish Brown.
Pounds.															
Swedish West Indies, - - -	-	-	-	-	-	-	-	-	-	-	12	-	-	-	-
Danish West Indies, - - -	-	-	-	-	-	-	-	-	-	-	-	-	100	-	
Dutch West Indies, - - -	-	-	-	-	-	-	-	40,752	-	-	-	-	-	-	
British West Indies, - - -	-	-	-	-	-	3,711	-	-	-	125	-	675	-	-	
British American Colonies, - - -	-	-	-	-	-	-	-	-	-	1,475	9	-	1,359	1,104	
French West Indies, &c. - - -	-	-	-	194	3,480	1,723	-	70	13,568	308	-	-	1,165	-	
Floridas, - - -	-	88	-	-	-	-	-	30,890	8,073	-	98	-	130	-	
Honduras, Campeachy, &c. - - -	-	-	-	-	-	676	-	1,012	-	-	-	-	-	-	
Spanish West Indies, &c. - - -	2,207	-	11,997	-	-	525	5,392	49,683	61,585	1,911	945	1,700	-	4,962	
Coast of Brazil, &c. - - -	-	-	18,891	-	-	-	-	-	-	-	-	-	-	-	
Uncertain ports, places, &c. - - -	-	-	-	-	-	-	-	-	-	-	-	-	-	-	
Total, - - -	2,207	88	30,888	194	4,005	15,229	5,392	81,655	123,978	3,819	1,064	2,375	2,754	1,104	4,962

1812.1

IMPORTS FOR THE YEAR 1810.

917

IMPORTATIONS IN FOREIGN VESSELS FROM THE WEST INDIES, AMERICAN COLONIES, &c.—Continued.

FROM	ARTICLES PAYING SPECIFIC DUTIES.													
	Lead, and manufactures of Lead.	CORDAGE.		Cables.	Steel.	Hemp.	Coal.	FISH.	PICKLED FISH.			GLASS.	Cigars.	SHOES.
		Tarred.	Untarred.					Foreign caught, dried	Salmon.	Mackerel.	All other.	Black quart Bottles.		
	Pounds.			Cwt.	Bushels.	Quintals.	Barrels.			Groce.	M.	Pairs.		
Swedish West Indies, - - -	-	-	-	-	-	-	-	-	-	82	13	-	-	
Danish West Indies, - - -	-	-	-	-	-	-	-	-	8	-	1	-	22	
Dutch West Indies, - - -	-	-	-	-	-	-	-	-	-	-	-	-	-	
British West Indies, - - -	247	672	-	1,435	17	1	-	-	-	-	5	-	565	
British American Colonies, - - -	400	-	-	-	-	28	-	2,811	1,437	1,369	270	-	-	
French West Indies, &c. - - -	-	-	-	-	-	-	-	-	-	-	2	-	36	
Floridas, - - -	-	-	-	-	-	-	-	-	-	-	-	-	171	
Honduras, Campeachy, &c. - - -	-	-	-	-	-	-	-	-	-	-	-	-	6	
Spanish West Indies, &c. - - -	-	-	3,328	-	-	-	-	-	-	-	-	-	2,248	
Coast of Brazil, &c. - - -	-	-	-	-	-	-	-	-	-	-	-	-	-	
Uncertain ports, places, &c. - - -	-	-	-	-	-	-	-	-	-	-	-	-	70	
Total, - - -	647	672	3,328	1,435	17	29	590	2,811	1,445	1,369	352	21	3,118	

RECAPITULATION OF IMPORTATIONS IN FOREIGN VESSELS.

FROM	GOODS PAYING DUTIES AD VALOREM.				ARTICLES PAYING SPECIFIC DUTIES.											
	VALUE OF GOODS.				WINES.				SPIRITS.		Molasses.	Beer, Ale, and Porter.	Souchong Tea.	Coffee.	Cocoa.	Chocolate.
	15½ per cent.	16½ per cent.	19½ per cent.	24½ per cent.	Malmsey Madeira, &c.	Burgundy, Champaign &c.	Sherry and St. Lucar.	All other	From Grain	From other materials.						
	Dollars.				Gallons.						Pounds.					
Europe, - - -	-	222,677	94,264	7,268	-	50	2,036	12,653	23,903	36,723	-	7,139	-	1,651	-	-
Africa, - - -	-	1,156	3,900	-	15,715	-	-	22,821	-	-	-	-	-	-	-	-
Asia, - - -	45	38,374	355	-	101	-	-	-	-	-	-	-	15	-	-	-
West Indies, &c. - - -	-	87,777	73,724	2,816	108	-	2,393	10,699	12	169,121	477,299	24	-	5,233,974	344,486	392
Total, - - -	45	349,984	172,343	10,084	15,924	50	4,429	46,173	23,915	205,844	477,299	7,163	15	5,235,625	344,486	392

RECAPITULATION--Continued.

FROM		ARTICLES PAYING SPECIFIC DUTIES.																	
		SUGAR.		Almonds.	FRUITS.				Tallow Candles.	Cheese.	Soap.	Tallow.	SPICES.						
		Brown, &c.	Clayed, &c.		Currants.	Figs.	Muscadel, jar, and box Raisins.	All other Raisins.					Mace.	Nutmegs	Cinna-mon.	Cloves.	Pimento.		
		Pounds.																	
Europe, - - - -	-	7,402	1,879	6,726	554	164	10,511	17,123	1,467	2,403	-	-	-	-	-	-	-	-	-
Africa, - - - -	-	-	-	-	230	-	-	-	-	-	-	-	-	-	-	-	-	-	-
Asia, - - - -	-	19,540	-	-	-	-	-	-	-	-	-	-	-	-	-	-	-	-	-
West Indies, &c.	-	6,376.157	1,102,147	-	-	-	2,207	-	-	-	88	30,888	324	22,939	-	194	11,668	4,005	15,229
Total, - - - -	-	6,403,099	1,104,026	6,726	784	164	12,718	17,123	1,467	2,403	88	30,888	324	22,939	194	15,673	15,229	-	-

FROM		ARTICLES PAYING SPECIFIC DUTIES.															
		Snuff.	Indigo.	Cotton.	Gun Powder.	Starch.	IRON.		Nails, &c.	PAINTS.			Lead and Manufactures of Lead.	CORDAGE.		Cables.	
							Anchors and Sheet.	Slit and Hoop.		Dry Yellow Ochre.	Spanish Brown.	White and Red Lead.		Tarred.	Untarred.		
		Pounds.															
Europe, - - - -	-	-	-	217	350	-	44,915	111,018	22,204	-	45,281	25,724	33,906	4,751	-	-	2,240
Africa, - - - -	-	-	-	-	-	-	-	-	-	-	-	-	-	-	-	570	-
Asia, - - - -	-	-	3,484	-	-	-	-	-	-	-	-	-	-	-	-	-	-
West Indies, &c.	-	5,392	81,655	123,978	3,819	1,064	2,375	-	2,754	1,104	4,962	-	647	672	3,328	1,435	
Total, - - - -	-	5,392	85,139	124,195	4,169	1,064	47,290	111,018	24,958	1,104	50,243	25,724	34,553	5,423	3,898	3,675	

RECAPITULATION—Continued.

FROM	ARTICLES PAYING SPECIFIC DUTIES.														
	Steel.	Hemp.	Twine, &c.	Coal.	FISH.				GLASS.			Cigars.	Boots.	SHOES.	
					Foreign caught, dried.	Pickled Salmon.	Pickled Mackerel.	All other Pickled.	Black Quart Bottles.	Window, Not above 8 by 10.	Window, Not above 10 by 12.			Silk.	Men and Women's Morocco.
	Cwt.			Bushels.	Quintals.	Barrels.			Groce.	100 sq. feet.		M.	Pairs.		
Europe, - - - -	411	2,162	27	12,581	-	-	-	19	7,152	188	70	-	1	10	601
Africa, - - - -	-	-	56	-	-	-	-	-	-	-	-	277	-	-	-
Asia, - - - -	-	-	-	-	-	-	-	-	-	-	-	-	-	-	-
West Indies, &c. - -	17	29	-	590	2,811	1,445	1,369	352	21	-	-	3,118	-	-	96
<b>Total,</b> -	<b>428</b>	<b>2,191</b>	<b>83</b>	<b>13,171</b>	<b>2,811</b>	<b>1,445</b>	<b>1,369</b>	<b>371</b>	<b>7,173</b>	<b>188</b>	<b>70</b>	<b>3,395</b>	<b>1</b>	<b>10</b>	<b>697</b>

GENERAL AGGREGATE OF IMPORTATIONS FROM EACH NATION AND ITS DEPENDENCIES.

FROM	VALUE OF GOODS PAYING DUTIES AD VALOREM.			ARTICLES PAYING SPECIFIC DUTIES.											
	15 per cent.	17½ per cent.	22½ per cent.	WINES.				SPIRITS.			Molasses.	Beer, Ale, and Porter.			
				Malmsey Madeira, &c.	Burgundy, Champaign, &c.	Sherry and St. Lucar.	All other.	Foreign, from Grain.	Foreign, from other materials.	From domestic Produce.					
	Dollars.			Gallons.											
Russia, - - - -	1,571,032	16,742	10	-	-	-	-	-	-	-	-	-	-	-	-
Prussia, - - - -	6,987	14	-	-	-	-	-	-	-	-	-	-	-	-	-
Sweden and dependencies, - - - -	742,169	67,013	5,253	10,590	2	-	13,595	1	1,528,276	371	1,581,210	-	-	-	-
Denmark and ditto, - - - -	2,885,853	150,118	236,851	81	717	-	107	1,634	596,232	-	55	24	-	-	-
Holland and ditto, - - - -	61,174	11,944	401	211	-	-	203	36,480	174,372	-	406,785	7	-	-	-
Great Britain and ditto, - - - -	27,086,182	5,545,197	263,513	2,350	-	2,755	15,630	110	1,564,915	-	343,053	92,406	-	-	-
Hamburg, Bremen, &c. - - - -	319,360	1,316	1,635	-	19	-	2	-	-	-	-	-	-	-	-
France and dependencies, - - - -	115,193	26,411	1,366	48	50	31	13,254	-	56,987	113	1,299,758	98	-	-	-
Spain and ditto, - - - -	256,661	231,729	1,999	970	-	141,448	617,698	1,252	499,958	-	4,411,593	873	-	-	-
Portugal and ditto, - - - -	79,635	62,316	2,345	302,775	-	-	230,422	54,090	26,054	-	13,175	50	-	-	-
Italy and Malta, - - - -	120,073	81,784	-	-	-	-	70,024	-	75,107	-	-	-	-	-	-
Turkey, Levant, and Egypt, - - - -	61,135	59,874	-	-	-	-	29,402	-	-	-	-	-	-	-	-
China, - - - -	3,206,788	167,667	405	131	-	-	-	-	-	-	-	-	-	-	-
All other countries, - - - -	105,139	16,823	64	108	-	-	14,554	-	10,878	-	-	-	-	-	-
<b>Total,</b> -	<b>36,617,381</b>	<b>6,438,948</b>	<b>513,842</b>	<b>317,264</b>	<b>788</b>	<b>144,234</b>	<b>1,004,891</b>	<b>93,567</b>	<b>4,532,779</b>	<b>484</b>	<b>8,055,629</b>	<b>93,458</b>	<b>-</b>	<b>-</b>	<b>-</b>

AGGREGATE OF IMPORTATIONS—Continued.

FROM	ARTICLES PAYING SPECIFIC DUTIES.											
	TEAS.				Coffee.	Cocoa.	Chocolate.	SUGAR.				Almonds.
	Bohea.	Souchong.	Hyson.	Other Green.				Brown, &c.	Clayed, &c.	Candy.	Loaf, &c.	
	Pounds.											
Russia, - - - -	-	14	-	10								
Prussia, - - - -												
Sweden and dependencies, - - - -	8	419	1,765	300	2,425,216	87,206	86	4,007,862	91,099	-	75	885
Denmark and do. - - - -	-	-	3	1	775	-	28	310,126	-	-	23	
Holland and do. - - - -	-	27	18	23	1,454,137	27,709	32	683,468	1,488	849		
Great Britain and do. - - - -	23	205	12	279	624,146	128,322	31	2,331,891	31,718	209	96	282
Hamburg, Bremen, &c. - - - -												
France and dependencies, - - - -	-	365	469	-	3,623,141	465,430	31	2,113,660	26,233	-	135	624
Spain and do. - - - -	-	-	1,761	2,643	21,723,836	702,056	1,735	31,681,846	9,183,017	13	25	100,815
Portugal and do. - - - -	7,235	31,772	182	-	749,238	408,378	-	3,251,234	189,914	-	-	28,301
Italy and Malta, - - - -	-	-	-	-	17,222	142	-	-	-	-	-	27,120
Turkey, Levant, and Egypt, - - - -	-	-	-	-	-	-	-	-	-	-	-	9,458
China, - - - -	1,429,876	2,433,262	1,282,768	2,498,080	-	-	-	160	122,856	1,688		
All other countries, - - - -	-	1,110	15,578	-	252,173	7,150	101	573,318	501,719	-	-	16,764
Total, - - - -	1,437,142	2,467,174	1,302,556	2,501,336	30,869,884	1,826,393	2,044	44,953,565	10,148,044	2,759	354	184,249

1812.]

IMPORTS FOR THE YEAR 1810.

921

AGGREGATE OF IMPORTATIONS—Continued.

FROM	ARTICLES PAYING SPECIFIC DUTIES.													
	FRUITS.				CANDLES.		Cheese.	Soap.	Tallow.	SPICES.				
	Currants.	Prunes and Plums.	Figs.	Raisins.	Tallow.	Wax or Spermaceti.				Mace.	Nutmegs.	Cinnamon.	Cloves.	Pepper.
Pounds.														
Russia, - - -	-	-	-	-	2,224	-	-	374	-	-	-	-	-	-
Prussia, - - -	-	-	-	-	-	-	-	-	-	-	-	-	-	-
Sweden and dependencies, - - -	-	-	-	13,352	-	6	-	5,896	10,707	-	16	-	184	1,372
Denmark and ditto, - - -	-	-	-	-	-	409	242	-	29,803	-	-	-	-	-
Holland and ditto, - - -	-	-	-	246	-	-	60	-	-	17,893	110,577	-	91,660	4,388,949
Great Britain and ditto, - - -	12,672	-	68,143	37,117	50	246	19,858	29,284	-	1	337	315	-	1,115,271
Hamburg, Bremen, &c. - - -	-	-	-	-	-	-	-	-	-	-	-	-	-	-
France and dependencies, - - -	-	316	-	332	1,467	-	2,803	355	-	-	-	226	41,010	1,211
Spain and ditto, - - -	101	360	119,706	3,345,162	-	-	31	13,261	25,415	-	20	-	1,073	135,415
Portugal and ditto, - - -	9,058	194	26,071	15,686	-	30	27	-	18,891	-	-	-	383	4,212
Italy and Malta, - - -	77,895	68,444	55,901	65,455	-	-	-	35,544	-	-	-	-	-	-
Turkey, Levant, and Egypt, - - -	30,314	-	146,367	120,781	-	-	-	19,291	-	-	-	-	-	-
China, - - -	-	-	-	-	7	-	-	-	-	-	5,603	3	858	41
All other countries, - - -	50,822	-	26	9,829	9,757	-	4,800	-	-	-	880	-	440	348,595
Total, - - -	180,862	69,314	416,214	3,607,960	13,505	691	27,821	104,005	84,816	17,894	117,433	544	135,608	5,995,066

AGGREGATE OF IMPORTATIONS—Continued.

FROM	ARTICLES PAYING SPECIFIC DUTIES.														
	SPICES.		Tobacco, manufactured, other than Snuff and Cigars.	Snuff.	Indigo.	Cotton.	POWDER.		Starch.	Glue.	Pewter Plates and Dishes.	IRON.		Nails and Spikes.	
	Pimento.	Chinese Cassia.					Hair.	Gun.				Anchors & Sheet.	Slit and Hoop.		
Pounds.															
Russia, - - - -															
Prussia, - - - -															
Sweden and dependencies, - - - -	2,884	15	-	47	6,523	2,456	-	-	427	-	-	37,548	44,646	71,826	
Denmark and ditto, - - - -	-	-	-	64	-	-	-	-	-	-	-	-	-	6,056	
Holland and ditto, - - - -	-	1,895	27	8	634	48,993	-	-	-	-	-	-	-	100	
Great Britain and ditto, - - - -	216,543	3,161	380	893	427,027	262	112	25,604	1,596	65,406	13,247	657,534	588,585	2,014,368	
Hamburg, Bremen, &c. - - - -															
France and ditto, - - - -	13,877	-	-	50	4,009	171,739	-	308	70	-	-	5,007	-	1,165	
Spain and ditto, - - - -	148,458	225	493	5,455	199,310	121,113	-	2,112	2,661	-	4	16,516	22,452	6,376	
Portugal and ditto, - - - -	-	-	-	-	1,873	660	-	-	-	-	-	2,660	-	-	
Italy and Malta, - - - -															
Turkey, Levant, and Egypt, - - - -															
China, - - - -	-	380,485	-	25	-	-	-	-	-	-	-	-	-	-	
All other countries, - - - -	-	-	-	-	13,159	-	-	-	-	-	-	-	-	2,918	
Total, - - - -	381,762	385,781	900	6,542	652,535	345,223	112	28,024	4,754	65,406	13,251	719,265	655,683	2,102,809	

1812.1

IMPORTS FOR THE YEAR 1810.

AGGREGATE OF IMPORTATIONS—Continued.

FROM	ARTICLES PAYING SPECIFIC DUTIES.														
	Quicksilver	PAINTS.				Lead, and manufactures of Lead.	Seines.	CORDAGE.		Cables.	Steel.	Hemp.	Twine, &c.	Glauber Salts.	Coal.
		Ochre, Yel. low, in Oil.	Dry Yellow Ochre.	Spanish Brown.	White and Red Lead.			Tarred.	Untarred.						
	Pounds.									Cwt.			Bushels.		
Russia, - - - - -	-	-	-	-	-	-	134	137,304	-	30,469	-	53,148	32	-	
Prussia, - - - - -	-	-	-	-	-	-	-	-	-	-	-	2,819	-	-	
Sweden and dependencies, - - - - -	-	-	-	-	-	7,192	-	120,761	-	87,256	2,604	815	-	-	
Denmark and do. - - - - -	-	-	-	-	-	500	-	-	-	-	387	-	5	-	
Holland and do. - - - - -	-	-	-	-	-	-	-	4,751	-	-	-	1	-	400	
Great Britain and do. - - - - -	10	7,976	59,686	1,002,115	2,551,595	1,476,149	1,334	2,889	33,471	1,435	8,889	1,735	2,253	32	370,876
Hamburg, Bremen, &c. - - - - -	-	-	-	-	-	-	-	-	4	-	-	-	21	-	
France and dependencies, - - - - -	-	-	-	-	-	3,314	-	-	-	-	-	-	-	-	
Spain and do. - - - - -	544	-	-	4,962	3,895	29,547	-	743	25,089	448	811	-	9	-	2,030
Portugal and do. - - - - -	-	-	-	2,285	-	4,000	221	-	140	-	-	-	-	-	78
Italy and Malta, - - - - -	1,657	-	-	-	-	-	-	-	-	-	1,037	44	-	102	
Turkey, Levant, and Egypt, - - - - -	-	-	-	-	-	-	-	-	86,988	-	-	-	-	-	
China, - - - - -	-	-	-	-	121,972	-	-	-	-	-	-	-	-	-	
All other countries, - - - - -	-	-	-	-	2,837	-	-	-	-	-	-	17	74	-	
Total, - - - - -	2,211	7,976	59,686	1,009,362	2,680,299	1,520,702	1,689	353,436	58,704	119,608	13,728	58,579	2,394	134	373,384



AGGREGATE OF IMPORTATIONS—Continued.

1812.]

117

1

FROM	ARTICLES PAYING SPECIFIC DUTIES.														
	FISH.				Glass black Quart Bottles.	WINDOW GLASS.			Cigars.	Foreign Lime.	Boots.	SHOES AND SLIPPERS.			Playing Cards.
	Foreign caught, dried.	Pickled Salmon.	Pickled Mackerel.	All other.		Not above 8 by 10.	Not above 10 by 12.	All above 10 by 12.				Silk.	Morocco, for men and women, &c.	For Children.	
	Quintals.	Barrels.			Groce.	100 square feet.			M.	Casks.	Pairs.			Packs.	
Russia, - - -	-	-	-	-	-	82	18	-	-	-	-	-	-	-	-
Prussia, - - -	-	-	-	-	-	-	-	-	-	-	-	-	-	-	-
Sweden and dependencies, - - -	55	-	-	82	37	2,217	391	-	97	-	1	50	100	-	-
Denmark and do. - - -	-	8	-	-	188	6,604	2,266	1,164	22	-	-	72	32	-	4,138
Holland and do. - - -	-	-	-	-	13	-	-	-	5	-	-	-	-	-	-
Great Britain and do. - - -	2,943	1,681	1,677	1,262	16,810	12,846	1,421	3,974	1,599	47	742	88	6,743	535	6
Hamburg, Bremen, &c. - - -	-	-	-	-	1	53	26	-	-	-	-	-	40	-	-
France and dependencies, - - -	-	-	-	19	148	-	-	-	223	-	1	66	781	18	-
Spain and do. - - -	-	-	-	2	71	-	-	-	21,356	-	8	347	777	9	758
Portugal and do. - - -	-	-	-	-	12	-	-	-	22	-	-	-	-	-	-
Italy and Malta, - - -	-	-	-	-	-	-	-	-	-	-	-	72	-	-	-
Turkey, Levant, and Egypt, - - -	-	-	-	-	1	-	-	-	-	-	-	-	-	-	-
China, - - -	-	-	-	-	-	-	-	-	-	-	-	500	138	-	-
All other countries, - - -	-	-	-	-	13	-	-	-	70	-	-	-	-	-	475
Total, - - -	2,998	1,689	1,677	1,365	17,294	21,802	4,122	5,138	23,394	47	752	1,195	8,611	562	5,377

IMPORTS FOR THE YEAR 1810.

925

TREASURY DEPARTMENT, Register's Office, February 1, 1812.

JOSEPH NOURSE, Register.

[12th CONGRESS.]

No. 173.

[1st SESSION.]

## VALUE OF EXPORTS FROM OCTOBER 1, 1790, TO SEPTEMBER 30, 1810.

COMMUNICATED TO THE HOUSE OF REPRESENTATIVES, MARCH 2, 1812.

TREASURY DEPARTMENT, *February 27th*, 1812.

SIR:

I have the honor, in obedience to a resolution of the House of Representatives, of the 23d December last, to transmit statements of the amount in value of the exports of the United States for each year, from the 1st October, 1790, to the 30th of September, 1810, distinguishing the exports of each State and Territory, and also distinguishing, since the 1st of October, 1802, the value of the exports of domestic production from those of foreign. The last mentioned distinction had not, prior to that time, been made in the collectors' returns; nor had any annual returns of exports been rendered prior to the 1st of October, 1790.

Similar statements of imports cannot be prepared, as the documents in the treasury show the value of those articles only which pay duties ad valorem. Of the articles paying specific duties, the quantity, and not the value, is returned.

I have the honor to be, very respectfully, sir, your obedient servant,

ALBERT GALLATIN.

The Honorable the SPEAKER of the *House of Representatives*.

*A Summary Statement of the Value of the Exports from the several States and Territories, annually, from the 1st of October, 1790, to the 30th of September, 1810.*

STATES.	From the 1st October, 1790, to the 30th September, 1791.	From the 1st October, 1791, to the 30th September, 1792.	From the 1st October, 1792, to the 30th September, 1793.	From the 1st October, 1793, to the 30th September, 1794.	From the 1st October, 1794, to the 30th September, 1795.	From the 1st October, 1795, to the 30th September, 1796.	From the 1st October, 1796, to the 30th September, 1797.	From the 1st October, 1797, to the 30th September, 1798.	From the 1st October, 1798, to the 30th September, 1799.	From the 1st October, 1799, to the 30th September, 1800.
New Hampshire, - - - -	142,869	181,413	198,204	153,860	229,427	378,161	275,840	361,453	361,789	431,836
Vermont, - - - -	-	-	-	-	-	-	-	-	20,480	57,041
Massachusetts, - - - -	2,519,651	2,888,104	3,755,347	5,292,441	7,117,907	9,949,345	7,502,047	8,639,252	11,421,591	11,326,876
Rhode Island, - - - -	470,131	698,109	616,432	954,599	1,222,917	1,589,872	975,530	947,827	1,055,273	1,322,945
Connecticut, - - - -	710,353	879,753	770,255	812,765	819,465	1,452,793	814,506	763,128	1,143,818	1,114,743
New York, - - - -	2,505,465	2,535,790	2,932,370	5,442,183	10,304,581	12,208,027	13,308,064	14,300,892	18,719,627	14,045,079
New Jersey, - - - -	26,988	23,406	54,179	58,154	130,814	59,227	18,161	61,877	9,722	2,289
Pennsylvania, - - - -	3,436,093	3,820,662	6,958,836	6,643,092	11,518,260	17,513,866	11,446,291	8,915,463	12,431,967	11,949,679
Delaware, - - - -	119,879	133,972	93,559	207,985	158,041	201,142	98,929	183,727	297,065	418,695
Maryland, - - - -	2,239,691	2,623,808	3,665,056	5,686,191	5,811,380	9,201,315	9,811,799	12,746,190	16,299,609	12,264,331
Virginia, - - - -	3,131,865	3,552,825	2,987,098	3,321,636	3,490,041	5,268,655	4,908,713	6,113,451	6,292,986	4,430,689
North Carolina, - - - -	524,548	527,900	365,414	321,587	492,161	671,487	540,901	537,810	485,921	769,799
South Carolina, - - - -	2,693,268	2,428,250	3,191,867	3,867,908	5,998,492	7,620,049	6,505,118	6,994,179	8,729,015	10,663,510
Georgia, - - - -	491,250	459,106	520,955	263,832	695,986	950,158	644,307	961,848	1,396,759	2,174,368
Total, Dollars,	19,012,041	20,753,098	26,109,572	33,026,233	47,989,472	67,064,097	56,850,206	61,527,097	78,665,522	70,971,780

## STATEMENT—Continued.

STATES AND TERRITORIES.	From the 1st October, 1800, to the 30th Sep- tember, 1801.	From the 1st October, 1801, to the 30th Sep- tember, 1802.	From the 1st October, 1802, to the 30th Sep- tember, 1803.	From the 1st October, 1803, to the 30th Sep- tember, 1804.	From the 1st October, 1804, to the 30th Sep- tember, 1805.	From the 1st October, 1805, to the 30th Sep- tember, 1806.	From the 1st October 1806, to the 30th Sep- tember, 1807.	From the 1st October, 1807, to the 30th Sep- tember, 1808.	From the 1st October, 1808, to the 30th Sep- tember, 1809.	From the 1st October, 1809, to the 30th Sep- tember, 1810.
New Hampshire, - - - -	555,055	565,394	494,620	716,091	608,408	795,263	680,022	125,059	286,595	234,650
Vermont, - - - - -	57,267	31,479	117,450	191,725	169,402	193,775	204,285	108,772	175,782	432,631
Massachusetts, - - - -	14,870,556	13,492,632	8,768,566	16,894,378	19,435,657	21,199,243	20,112,125	5,128,322	12,142,293	13,013,048
Rhode Island, - - - -	1,832,773	2,433,363	1,275,596	1,735,671	2,572,049	2,091,835	1,657,564	242,034	1,284,532	1,331,576
Connecticut, - - - - -	1,446,216	1,606,809	1,248,571	1,516,110	1,443,727	1,715,828	1,624,727	413,691	666,513	768,643
New York, - - - - -	19,851,136	13,792,276	10,818,387	16,081,281	23,482,943	21,762,845	26,357,963	5,606,058	12,581,562	17,242,330
New Jersey, - - - - -	25,406	26,227	21,311	24,829	20,743	33,867	41,186	20,799	319,175	430,267
Pennsylvania, - - - -	17,438,193	12,677,475	7,525,710	11,030,157	13,762,252	17,574,702	16,864,744	4,013,330	9,049,241	10,993,398
Delaware, - - - - -	662,042	440,504	428,153	697,396	358,383	500,106	229,275	108,735	138,036	120,342
Maryland, - - - - -	12,767,530	7,914,225	5,078,062	9,151,939	10,859,480	14,580,905	14,298,984	2,721,106	6,627,326	6,489,018
District of Columbia,	894,467	774,063	1,444,994	1,452,198	1,320,215	1,246,146	1,446,378	285,317	703,415	1,038,103
Virginia, - - - - -	5,655,574	3,978,363	6,100,708	5,790,001	5,606,620	5,055,396	4,761,234	526,473	2,894,125	4,822,611
North Carolina, - - -	874,884	659,390	952,614	928,687	779,903	789,605	745,162	117,129	392,994	403,949
South Carolina, - - -	14,304,045	10,639,365	7,811,108	7,451,616	9,066,625	9,743,782	10,912,564	1,664,445	3,247,341	5,290,614
Georgia, - - - - -	1,755,939	1,854,951	2,370,875	2,077,572	2,394,846	82,764	3,744,845	24,626	1,082,108	2,238,686
Kentucky, - - - - -	-	626,673	-	-	-	-	-	-	-	-
Tennessee, - - - - -	29,430	-	-	-	-	-	-	-	-	-
Ohio, - - - - -	-	-	-	-	-	62,318	28,889	13,115	3,850	10,583
Indiana Territory, - -	-	443,955	33,214	17,320	-	-	-	-	-	-
Michigan do. - - - - -	-	-	210,392	276,964	313,223	221,260	311,947	50,848	136,114	3,615
Mississippi do. - - - -	1,095,412	526,016	1,099,702	64,777	-	-	701	-	305	2,958
Orleans do. - - - - -	-	-	-	1,600,362	3,371,545	3,887,323	4,320,555	1,261,101	541,926	1,890,948
Total, Dollars,	94,115,925	72,483,160	55,800,033	77,699,074	95,566,021	101,536,963	108,343,150	22,430,960	52,203,233	66,757,970

Statement showing the Value of the Exports, the growth, produce, and manufacture of the United States, from each State and Territory, annually, from the 1st of October, 1802, to the 30th of September, 1810.

STATES AND TERRITORIES.	From the 1st of October, 1802, to the 30th September, 1803.	From the 1st of October, 1803, to the 30th of Sept., 1804.	From the 1st of October, 1804, to the 30th of Sept., 1805.	From the 1st of October, 1805, to the 30th of Sept., 1806.	From the 1st of October, 1806, to the 30th of Sept., 1807.	From the 1st of October, 1807, to the 30th of Sept., 1808.	From the 1st of October, 1808, to the 30th of Sept., 1809.	From the 1st of October, 1809, to the 30th of Sept., 1810.
New Hampshire, -	443,527	453,394	389,595	411,379	365,950	122,294	201,063	225,623
Vermont, -	89,510	135,930	101,997	91,732	148,469	83,103	125,881	406,138
Massachusetts, -	5,399,020	6,303,122	5,697,051	6,621,696	6,185,748	1,508,632	6,022,729	5,761,771
Rhode Island, -	664,230	917,736	1,065,579	949,336	741,988	139,684	658,397	874,870
Connecticut, -	1,238,388	1,486,882	1,353,537	1,522,750	1,519,083	397,781	655,258	762,785
New York, -	7,626,831	7,501,096	8,098,060	8,053,076	9,957,416	2,362,438	8,348,764	10,928,573
New Jersey, -	21,311	24,829	20,633	26,504	36,063	12,511	269,104	392,798
Pennsylvania, -	4,021,214	4,178,713	4,365,240	3,765,313	4,809,616	1,066,527	4,238,358	4,751,634
Delaware, -	187,687	180,081	77,827	125,787	77,695	38,052	96,495	79,988
Maryland, -	3,707,040	3,938,840	3,408,543	3,661,131	4,016,699	764,992	2,570,957	3,275,904
District of Columbia, -	1,412,056	1,157,895	1,135,350	1,091,760	1,363,352	281,936	681,650	984,463
Virginia, -	5,949,267	5,394,903	4,945,635	4,626,687	4,393,521	508,124	2,786,161	4,632,829
North Carolina, -	926,318	919,545	767,434	786,029	740,933	117,129	322,834	401,465
South Carolina, -	6,863,343	5,142,100	5,957,646	6,797,064	7,129,365	1,404,043	2,861,369	4,881,840
Georgia, -	2,345,387	2,003,227	2,351,169	82,764	3,710,776	24,626	1,082,108	2,234,912
Ohio, -	-	-	-	62,318	28,889	13,115	3,850	10,583
Indiana Territory, -	738	-	-	-	-	-	-	-
Michigan do. -	210,392	276,964	313,223	221,260	311,947	50,848	136,114	3,571
Mississippi do. -	1,099,702	60,127	-	-	701	-	305	2,958
Orleans, -	-	1,392,093	2,338,483	2,357,141	3,161,381	537,711	344,305	1,753,970
<b>Total, Dollars,</b>	<b>42,205,961</b>	<b>41,467,477</b>	<b>42,387,002</b>	<b>41,253,727</b>	<b>48,699,592</b>	<b>9,433,546</b>	<b>31,405,702</b>	<b>42,366,675</b>

Statement showing the Value of the Exports, the growth, produce, and manufacture, of foreign countries, from each State and Territory, annually, from the 1st of October, 1802, to the 30th of September, 1810.

STATES AND TERRITORIES.	From the 1st of October, 1802, to the 30th of Sept., 1803.	From the 1st of October, 1803, to the 30th of Sept., 1804.	From the 1st of October, 1804, to the 30th of Sept., 1805.	From the 1st of October, 1805, to the 30th of Sept., 1806.	From the 1st of October, 1806, to the 30th of Sept., 1807.	From the 1st of October, 1807, to the 30th of Sept., 1808.	From the 1st of October, 1808, to the 30th of Sept., 1809.	From the 1st of October, 1809, to the 30th of Sept., 1810.
New Hampshire, -	51,093	262,697	218,813	383,884	314,072	2,765	85,532	9,027
Vermont, -	27,940	55,795	67,405	102,043	55,816	25,669	49,901	26,493
Massachusetts, -	3,369,546	10,591,256	13,738,606	14,577,547	13,926,377	3,619,690	6,119,564	7,251,277
Rhode Island, -	611,366	817,935	1,506,470	1,142,499	915,576	102,350	626,135	456,706
Connecticut, -	10,183	29,228	90,190	193,078	105,644	15,910	11,255	5,858
New York, -	3,191,556	8,580,185	15,384,883	13,709,769	16,400,547	3,243,620	4,232,798	6,313,757
New Jersey, -	-	-	110	7,363	5,123	8,288	50,071	37,469
Pennsylvania, -	3,504,496	6,851,444	9,397,012	13,809,389	15,055,128	2,956,803	4,810,883	6,241,764
Delaware, -	240,466	517,315	280,556	374,319	151,580	70,683	41,541	40,354
Maryland, -	1,371,022	5,213,099	7,450,937	10,919,774	10,282,285	1,956,114	4,056,369	3,213,114
District of Columbia, -	32,938	294,303	184,865	154,386	83,026	3,381	21,765	53,640
Virginia, -	151,441	395,098	660,985	428,709	367,713	18,349	107,964	189,783
North Carolina, -	26,296	9,142	12,469	3,576	4,229	-	160	2,484
South Carolina, -	947,765	2,309,516	3,108,979	2,946,718	3,783,199	260,402	385,972	408,774
Georgia, -	25,488	74,345	43,677	-	34,069	-	-	3,774
Indiana Territory, -	32,476	17,320	-	-	-	-	-	-
Michigan, do. -	-	-	-	-	-	-	-	44
Mississippi, do. -	-	4,650	-	-	-	-	-	-
Orleans, do. -	-	208,269	1,033,062	1,530,182	1,159,174	723,390	197,621	136,978
<b>Total, Dollars,</b>	<b>13,594,072</b>	<b>36,231,597</b>	<b>53,179,019</b>	<b>60,283,236</b>	<b>59,643,558</b>	<b>12,997,414</b>	<b>20,797,531</b>	<b>24,391,295</b>

[12th CONGRESS.]

No. 174.

[1st SESSION.]

## IMPROVEMENT OF THE NAVIGATION OF THE POTOMAC RIVER.

COMMUNICATED TO THE HOUSE OF REPRESENTATIVES, MAY 7, 1812.

Mr. LEWIS, from the Committee for the District of Columbia, to whom was referred the bill from the Senate, "for improving the navigation of the river Potomac, opposite the City of Washington," and the memorials of the President and Directors of the Canal Company in the City of Washington; the President and Directors of the Washington Bridge Company; the inhabitants of the City of Washington, and of Thomas L. Washington and W. H. Washington, in opposition to the passage of the said bill, made the following report:

They have paid that careful attention to the various matters, embraced by the said bill and petitions, which the importance and complexity of the objects seemed to require. For this purpose they not only listened to the statements and reasonings of the respective parties interested, but to the detailed and critical opinions of persons deeply skilled in hydraulic engineering. The result of that investigation is, that, from the widely extended navigable waters of the Potomac, above the District of Columbia, it is of great importance, not only to the town of Georgetown, but to the inland country, that a ship channel should be re-opened to that place. That, although there is great difficulty in conducting the land water from its deep, narrow, and strong current, at Georgetown, into the expanded waters of the Potomac, in front of the city of Washington, without forming a bar, yet, from all your committee can learn, it ought not to be despaired of.

But while your committee fully recognize the paramount claims of ship navigation, growing out of its superior usefulness to the public, they are clearly of opinion that it is not just to prosecute that object at the expense of the rights of individuals, or corporations, previously created, without providing a full and fair indemnity to the injured. They are, therefore, of opinion, that provision ought to be made in the bill for the indemnification of the bridge company for any injury which they may receive from the prosecution of the intended works; and although they do not apprehend that any injury will arise to the canal company, yet if, as the proprietors fear, any damage should be done, it ought to be provided for. They are not convinced that the works to be erected would accelerate the filling up of the channel near Alexander's Island; and if such should be their effect, they do not believe that persons, who have made no occupancy of the banks of navigable rivers, except for agricultural purposes, are entitled to compensation for injuries growing out of the improvement of the ship channels of such rivers.

Experience having proved that attempts to open the channels of rivers, by confining the waters, have often produced bars below such confinement, your committee are of opinion that a bill, authorizing experiments on the channel of a navigable river, ought to provide reasonable security for the removal of any bars which such experiments may occasion.

After thus expressing their opinion as to the importance of the proposed navigation, their hopes as to its practicability, and their clear convictions that the injured ought to be indemnified by the persons attempting such improvements; and that the public, as well as individuals, should be secured by proper provisions, for the removal of any bars which may be formed by the proposed works, your committee are fully satisfied that it would best consist with justice and all the various interests concerned, that the persons attempting to make the improvement should prosecute them by commissioners or agents of their own selection, and in the manner most agreeable to their own views of utility, with but one restraint; the object of which should be, to prevent such great or lasting injuries to the navigation of the District of Columbia, or the country below, as no funds contemplated by the bill would compensate. Your committee, therefore, recommend that provision be made, (in any bill which may be passed for the improvement of the navigation of the Potomac) that the President of the United States may, at any, and at all times, interdict the erection or completion of such works, as will, in his opinion, endanger the navigation of the District of Columbia, or the river below said District.

[12th CONGRESS.]

No. 175.

[1st SESSION.]

## NON-IMPORTATION ACT MODIFIED.

COMMUNICATED TO THE HOUSE OF REPRESENTATIVES, JUNE 19 AND 23, 1812.

COMMITTEE ROOM, June 9, 1812.

SIR:

I am directed by the Committee of Ways and Means to request you to inform them whether, in your opinion, the non-importation act may not be so modified or partially suspended, as to afford a revenue equivalent to the estimated amount of the proposed internal taxes, additional tonnage duty, and diminution of drawbacks; and, in such event, whether the last mentioned objects of revenue may not for the present be dispensed with.

I am, sir, with great respect, your obedient servant,

LANGDON CHEVES.

The Hon. ALBERT GALLATIN, *Secretary of the Treasury.*

TREASURY DEPARTMENT, June 10, 1812.

SIR:

I had the honor to receive your letter of yesterday, asking whether, in my opinion, the non-importation act may not be so modified or partially suspended as to afford a revenue equivalent to the estimated amount of the internal taxes, additional tonnage duty, and diminution of drawbacks; and, in such event, whether the last mentioned objects of revenue may not for the present be dispensed with?

All the estimates of revenue which have been transmitted during this session, having necessarily been made in conformity with the existing laws, were predicated on the supposed absolute prohibition of British produce and manufactures. These, in ordinary times, amounted to more than one-half of the foreign merchandise consumed in the United States. The actual exclusion of the greater part of the articles of our own growth from France, Holland, and Germany, the consequent nullity of our commerce with those countries, and the conquest by Great Britain of their colonies, still more lessens the proportion of foreign articles which may be imported from other countries than the British dominions.

It is therefore evident, that the amount of duties on importations will be more than doubled in the event of a suspension of the non-importation, and that they will, whilst that suspension continues, afford a revenue at least equi

valent to the estimated amount of the proposed direct tax, internal duties, additional tonnage duty, and diminution of drawbacks. All these may be dispensed with, so long as the suspension continues, provided that the contemplated increase of one hundred per cent. on the duties on importation shall take place.

It is not believed that the result would be materially affected by a modification or partial instead of an absolute suspension of the non-importation: for the amount of importations would be principally regulated by the amount of American funds already in England, and by the subsequent consumption of American produce in Great Britain, Spain, and Portugal, and the British West Indies, respectively. If a discrimination be thought eligible, it would seem that the articles entitled to preference are colonial produce, particularly rum, coarse woollens, middle price cotton goods, Irish linens, earthen and glass ware, hardware, and manufactures of steel, tin, brass, and copper. Fine cloths, muslins, plain cotton goods, manufactures of silk, hemp, flax, (with the above exception) and leather, paper, hats, shoes and millinery, may either be altogether supplied by domestic manufactures or dispensed with.

The annual importations of British colonial and domestic produce and manufactures could not be estimated at less than thirty-five millions of dollars. Supposing (on the same grounds on which the other estimates of duties on importation in time of war were made) that the war and other restrictions should reduce the amount to one half, the proposed double duties collected on the residue would produce a nett revenue of at least five millions of dollars, and greater, therefore, than all the proposed internal taxes and duties, and additional tonnage duty.

Permit me, however, to observe, with respect to this last duty, that, so far as relates to foreign vessels, the proposed addition appears necessary, and is hardly sufficient to compensate the great advantages which war will give them over American vessels, in the American commerce.

It is proper to add, that all the bills for laying and collecting the direct tax and internal duties have been prepared in conformity with the former request of the committee, so that the whole subject may be taken up at this or any other time, without any delay on the part of the treasury. The only detail on which the information is not as complete as might be desired, is that of the quotas of the direct tax intended to be laid on the several counties in each State. It is also believed that the system has been prepared in such manner, that it may be organised and all the taxes be in full operation in the month of April next, provided the laws are enacted before the commencement of the year 1813.

I have the honor to be, with great respect, sir, your obedient servant,

ALBERT GALLATIN.

Honorable LANGDON CHEVES,  
*Chairman of the Committee of Ways and Means.*

JUNE 23, 1812.

SIR:

The non-importation acts forbid two things, viz: 1st. The importation of British merchandise: 2d. The importation of any merchandise whatever, from the dominions of Great Britain. The bill reported to the House suspends the operation of the first prohibition, but not of the second. This is intended, it is presumed, to prevent direct importations from Great Britain in neutral vessels. That regulation will, it is believed, have no other effect but to enhance the freight, and thereby make us pay dearer for the merchandise. But supposing that exception to be generally proper, its application to the adjacent British provinces will be injurious. It is our interest now to draw from Canada all the furs and merchandise belonging to our citizens. Their exportation may be forbidden by the British, but, if permitted by them, their importation into the United States will continue to be forbidden. If this be not intended, the bill should be amended by inserting, in the first section, after the words "Great Britain," the words "or of goods, wares, and merchandise, from the British provinces adjacent to the United States," or words to that effect. Or a third section, specially providing for the case, may be introduced. It seems to me that, even if the bill was rejected, that provision is due to our citizens, who should be permitted, if they can, to snatch their property from the enemy's hands. That property, in England, runs no great risk; but, in a colonial government, may be seized by the mere act of the Governor. Smuggling, also, is much more dangerous from that quarter than by sea.

The title of the bill does not agree with the enacting clause.

Respectfully, your obedient servant,

ALBERT GALLATIN.

Honorable LANGDON CHEVES.

12th CONGRESS.]

No. 176.

[2d SESSION.

IMPORTS FOR THE YEAR ENDING SEPTEMBER 30, 1811.

COMMUNICATED TO THE HOUSE OF REPRESENTATIVES, JANUARY 7, 1813.

TREASURY DEPARTMENT, *January 4, 1813.*

SIR:

In conformity with a resolution of the House of Representatives, of May 29th, 1798, I have the honor to transmit, herewith, two statements of the importations of goods, wares, and merchandise, in American and foreign vessels, and an aggregate view of both, from the 1st of October, 1810, to the 30th of September, 1811.

I have the honor to be, very respectfully, sir, your obedient servant,

ALBERT GALLATIN.

The Honorable the SPEAKER of the House of Representatives.

*A General Statement of Goods, Wares, and Merchandise, imported into the United States, in American Vessels, commencing the 1st of October, 1810, and ending the 30th of September, 1811.*

IMPORTATIONS FROM EUROPE.

FROM	VALUE OF GOODS PAYING DUTIES AD VAL.			ARTICLES PAYING SPECIFIC DUTIES.													
	At 15 per cent.	At 17½ per cent.	At 22½ per cent.	WINES.				SPIRITS.			Molasses.	Beer, Ale, and Porter.	TEAS.				
				Madeira.	Burgundy, &c.	Sherry & St. Lucar.	All other.	From Grain.	From other materials than grain.	From domestic produce.			Bohea.	Sou-chong.	Hyson.	Other Green.	
	Dollars.			Gallons.											Pounds.		
Russia, - - - -	2,996,977	29,736	1,235	-	-	-	-	-	-	-	-	-	-	2,238	931	3,282	3,672
Prussia, - - - -	103,562	1,810	1,612	-	28	-	-	-	-	-	-	-	-	-	-	-	-
Sweden, - - - -	813,123	42,237	3,987	-	-	-	25	1,426	-	-	-	-	49	-	-	-	-
Denmark and Norway, - - - -	1,556,007	81,370	85,192	-	59	-	58	22,477	-	-	-	-	-	-	-	-	-
England, Man, and Berwick, - - - -	16,445,839	5,213,310	240,689	172	5	28	77,743	65,095	103,464	-	-	-	130,804	-	-	-	4
Scotland, - - - -	1,185,945	63,840	6,584	-	-	-	-	-	196	-	-	-	3,863	-	-	-	-
Ireland, - - - -	596,956	15,788	38,509	-	-	-	-	109	-	-	-	189	4,776	-	-	-	-
Gibraltar, - - - -	261	8,692	-	-	-	530	111,029	-	3,417	-	-	-	-	-	-	-	-
Hamburg, Bremen, &c. - - - -	151,980	6,085	5,155	-	-	-	8	12,607	-	-	-	-	-	-	-	-	-
French European ports on the Atlantic, - - - -	581,156	188,882	2,543	-	187	-	189,887	-	175,767	-	-	-	-	-	-	-	-
Spanish do. do. do. - - - -	15,722	12,757	-	-	-	170	72,506	-	12,251	-	-	-	-	-	76	-	-
Do. do. do. Mediterranean, - - - -	13,168	20,044	1	786	-	2,725	169,358	-	31,207	-	-	-	-	-	-	-	-
Portugal, - - - -	148,720	70,797	117	2,858	-	-	22,354	-	6,509	-	-	-	83	-	-	-	821
Fayal and the other Azores, - - - -	470	1,844	-	141	-	1,243	91,071	-	1,219	98	-	-	-	-	-	-	-
Italy and Malta, - - - -	102,925	119,565	6	-	-	-	104,288	-	20,828	-	-	-	-	-	-	-	-
Total, - - - -	24,712,811	5,876,757	385,630	3,957	279	4,696	838,327	101,714	354,858	98	189	139,575	2,238	1,007	4,107	3,672	



IMPORTATIONS IN AMERICAN VESSELS FROM EUROPE—Continued.

118

11

FROM	ARTICLES PAYING SPECIFIC DUTIES.													Cheese.	Soap.		
	Coffee.	Cocoa.	Choco- late.	SUGAR.			Almonds.	Currants.	FRUITS.			CANDLES.					
				Brown.	White.	Loaf and other refin- ed.			Prunes and Plums.	Figs.	Raisins.		Tallow.			Wax or Spermaceti.	
Pounds.																	
Russia, - - - - -	-	-	-	-	-	-	-	-	-	-	-	-	-	30,391	4,355	-	473
Prussia, - - - - -	-	-	-	-	-	-	-	-	-	-	-	-	-	-	-	-	-
Sweden, - - - - -	-	-	45	-	-	-	-	-	-	-	-	-	-	10,770	-	-	87
Denmark and Norway, - - - - -	-	-	-	-	-	-	-	-	50	-	-	-	-	-	26	86	-
England, Man, and Berwick, - - - - -	400,176	-	-	134,775	73,738	55	-	-	-	-	-	13	-	-	724	29,386	12,396
Scotland, - - - - -	-	-	-	260	-	-	-	-	-	-	-	838	-	-	-	139	-
Ireland, - - - - -	60	-	-	-	-	-	-	-	-	-	-	-	-	26,412	-	-	400
Gibraltar, - - - - -	-	-	-	-	-	-	3,362	-	-	20,857	534,172	224,875	-	-	-	8	44,229
Hamburg, Bremen, &c. - - - - -	-	-	-	-	-	-	-	-	-	-	-	-	-	-	-	-	-
French Atlantic ports, - - - - -	-	-	8	-	-	-	17,155	-	24,172	-	-	-	-	-	25	235	38
Spanish do. - - - - -	68,990	8,623	122	-	80,588	-	4,559	-	104	4,628	38,234	37,676	-	-	-	-	4,990
Ditto, Mediterranean ports, - - - - -	241	-	-	-	-	-	58,053	-	-	18,833	134,366	114,654	-	-	-	74	69,586
Portugal, - - - - -	44,223	42,114	-	38,351	16,574	-	15,967	51	39	13,378	10,017	73,929	49	-	-	88	-
Faya], and the other Azores, - - - - -	-	-	-	-	-	-	-	-	-	-	-	-	-	-	-	-	-
Italy and Malta, - - - - -	195	-	-	-	-	-	23,652	70,820	-	31,098	3,513	178,177	-	-	-	-	120,247
Total, - - - - -	513,885	50,737	175	173,386	170,900	55	122,748	70,871	24,365	88,494	721,153	629,311	67,622	5,130	30,016	252,446	-

1813.]

IMPORTS FOR THE YEAR 1811.

IMPORTATIONS IN AMERICAN VESSELS FROM EUROPE—Continued.

FROM	ARTICLES PAYING SPECIFIC DUTIES.															
	Tallow.	SPICES.						Tobacco, manufactured, other than Snuff and Cigars.	Snuff.	Indigo.	Cotton.	POWDER.		Starch.	Glue.	Pewter Plates and Dishes.
		Mace.	Nutmegs.	Cinnamon.	Cloves.	Pepper.	Cassia.					Hair.	Gun.			
Pounds.																
Russia, - - - -	252,925	-	-	-	-	-	-	-	-	-	-	-	-	208	23,246	
Prussia, - - - -	-	-	-	-	-	-	137	-	-	-	-	-	-	30		
Sweden, - - - -	-	-	-	-	-	-	-	20	-	-	-	-	-	-	-	
Denmark and Norway, - - - -	-	-	-	-	-	-	-	-	-	-	-	-	-	-	-	
England, Man, and Berwick, - - - -	-	2	672	162	79	108,012	7,805	127	111	145	-	30	16	2,702	3,130	10,156
Scotland, - - - -	-	-	-	-	-	-	-	-	-	-	-	-	-	-	-	
Ireland, - - - -	-	427	6,250	-	3,126	-	-	-	-	445	-	-	24	-	28,735	
Gibraltar, - - - -	-	-	-	-	-	-	-	-	-	-	-	-	-	-	-	
Hamburg, Bremen, &c. - - - -	-	-	-	-	-	-	-	-	-	-	-	-	-	-	-	
French Atlantic Ports, - - - -	-	-	-	-	-	-	-	-	56	1	-	-	30	-	-	
Spanish do do - - - -	-	-	347	-	119	-	-	-	-	8,936	-	-	-	-	-	
Ditto Mediterranean ports, - - - -	-	-	-	-	-	-	-	-	-	170	-	-	-	-	-	
Portugal, - - - -	-	-	806	-	403	-	-	-	12	-	392	-	114	-	-	
Fayal and other Azores, - - - -	-	-	-	-	-	-	-	-	-	-	-	-	-	-	-	
Italy and Malta, - - - -	-	-	-	-	-	-	-	-	-	-	-	-	-	-	-	
Total, - - - -	252,925	429	8,075	162	3,727	108,012	7,942	147	179	9,697	392	30	184	2,940	55,111	10,156

IMPORTATIONS IN AMERICAN VESSELS FROM EUROPE—Continued.

FROM	ARTICLES PAYING SPECIFIC DUTIES.																
	IRON.		Nails and Spikes.	Quick-silver.	PAINTS.				Lead, and manufactures of Lead.	Seines.	CORDAGE.		Cables.	Steel.	Hemp.	Twine.	
	Anchors and Sheet.	Slit and Hoop.			Ochre, Yellow, in Oil.	Ochre, Dry Yellow.	Spanish Brown.	White and Red Lead.			Tarred.	Untarred.					
Pounds.															Cwt.		
Russia, - - - -	54,684	-	-	-	-	-	-	-	-	-	-	589,944	34,806	108,685	-	199,232	2
Prussia, - - - -	-	-	-	-	-	-	-	-	-	-	-	24,692	-	-	-	5,409	-
Sweden, - - - -	22,298	31,048	6,447	-	-	-	-	-	-	-	-	51,684	808	-	2,599	9,961	-
Denmark and Norway, - - - -	8,852	13,036	2,463	-	-	-	-	-	-	-	-	896	-	-	860	-	-
England, Man, and Berwick, - - - -	647,442	521,707	1,750,402	-	10,808	55,126	400,807	1,902,704	1,533,849	1,670	-	118	13,723	3,312	5,515	5,741	1,484
Scotland, - - - -	-	2,240	-	-	-	-	-	9,279	-	-	-	-	-	-	-	1,032	26
Ireland, - - - -	45,393	-	-	-	-	-	-	-	-	-	-	-	-	-	263	-	4
Gibraltar, - - - -	-	-	-	-	-	-	-	-	113,141	-	-	-	-	-	-	12	-
Hamburg, Bremen, &c. - - - -	-	-	-	-	-	-	-	-	-	-	-	-	-	-	-	-	-
French Atlantic ports, - - - -	-	-	-	-	-	76,525	-	-	-	-	-	4,738	-	-	-	-	-
Spanish do. - - - -	-	-	-	1,156	-	-	-	-	-	287	-	-	-	-	-	-	6
Do. Mediterranean ports, - - - -	-	-	-	-	-	-	-	-	-	155,729	-	-	67,056	12,602	-	-	-
Portugal, - - - -	-	-	1,316	1,412	-	38,216	-	-	-	-	-	-	-	-	-	-	-
Fayal and the other Azores, - - - -	-	-	-	-	-	-	-	-	-	-	-	-	-	-	-	-	-
Italy and Malta, - - - -	-	-	-	7,718	-	-	-	-	-	-	-	25,522	-	-	424	-	-
<b>Total, - - - -</b>	<b>778,669</b>	<b>568,031</b>	<b>1,760,628</b>	<b>10,286</b>	<b>10,808</b>	<b>169,867</b>	<b>400,807</b>	<b>1,911,983</b>	<b>1,803,006</b>	<b>1,167</b>	<b>697,594</b>	<b>116,393</b>	<b>124,599</b>	<b>9,661</b>	<b>221,377</b>	<b>1,522</b>	<b>-</b>

1813.]

IMPORTS FOR THE YEAR 1811.

IMPORTATIONS IN AMERICAN VESSELS FROM EUROPE—Continued.

FROM	ARTICLES PAYING SPECIFIC DUTIES.															
	Glauber Salts.	Coal.	Malt.	FISH.		Glass Black quart Bottles.	WINDOW GLASS.			Cigars.	Boots.	SHOES AND SLIPPERS.			CARDS.	
				Dried.	Pickled.		Not above 8 by 10.	Net above 10 by 12.	All above 10 by 12.			Silk.	Kid and Morocco.	All other.	Wool & Cotton.	Playing.
	Cwt.	Bushels.		Quintals.	Barrels.	Groce.	100 square feet.			M.	Pairs.	Pairs.			Dozens.	Packs.
Russia, - - - - -	-	-	-	-	-	-	-	-	-	-	239	9	133	59	-	-
Prussia, - - - - -	-	-	-	-	-	1	-	-	-	-	-	-	-	-	-	-
Sweden, - - - - -	-	-	-	-	-	21	1,206	1,046	31	-	1	-	-	-	-	-
Denmark and Norway, - - - - -	-	-	-	-	-	627	3,455	2,489	977	-	-	58	478	-	-	-
England, Man, and Berwick, - - - - -	1	250,181	-	1	5	7,444	6,552	1,112	932	212	763	25	4,320	161	50	-
Scotland, - - - - -	-	46,706	-	6	34	1,547	198	122	196	-	4	-	26	-	-	-
Ireland, - - - - -	-	18,696	-	-	-	674	178	265	14	-	109	-	102	-	-	-
Gibraltar, - - - - -	-	-	-	-	-	-	-	-	-	-	-	-	-	-	-	-
Hamburg, Bremen, &c. - - - - -	-	-	-	-	-	-	-	-	-	-	-	11	12	12	-	-
French Atlantic ports, - - - - -	-	-	-	-	-	626	-	-	-	-	56	1,585	775	61	-	72
Spanish Atlantic ports, - - - - -	-	-	-	-	-	3	-	-	-	3	-	-	-	-	-	-
Do. Mediterranean ports, - - - - -	-	-	-	-	-	-	-	-	-	-	-	-	-	-	-	-
Portugal, - - - - -	-	-	147	-	-	9	-	-	-	14	30	282	23	-	-	-
Fayal and the other Azores, - - - - -	-	-	-	-	-	-	-	-	-	-	-	-	-	-	-	-
Italy and Malta, - - - - -	-	-	-	-	-	-	-	-	-	-	-	-	-	-	-	-
Total, - - - - -	1	315,583	147	7	39	10,952	11,589	5,034	2,150	229	1,202	1,970	5,869	293	50	72

IMPORTATIONS IN AMERICAN VESSELS FROM AFRICA.

FROM	VALUE OF GOODS PAYING DUTIES AD VALOREM.			ARTICLES PAYING SPECIFIC DUTIES.										
	15 per cent.	17½ per cent.	22½ per ct.	WINES.			SPIRITS.		TEAS.				Coffee.	Cocoa.
				Madeira.	Burgundy, &c.	All other than Sherry and St. Lucar.	From Grain.	From other materials.	Bohea.	Souchong.	Hyson.	Other green.		
	Dollars.			Gallons.					Pounds.					
British African ports, - - -	6,183	348	-	-	-	1,330	-	107	3,725	13,016	5,721	21,635	926,587	27,875
Bourbon and Mauritius, - - -	19,092	1,001	-	-	-	391,371	-	5	-	-	-	-	-	-
Teneriffe and the other Canaries, - - -	6,569	4,106	661	8,966	-	391,371	-	5	3,725	13,016	5,721	21,635	926,587	27,875
Madeira, - - -	24,866	4,172	59	247,166	139	360	-	-	-	680	-	-	9,238	-
Cape de Verd Islands, - - -	3,416	657	-	2,925	-	7,111	-	-	-	-	-	-	2,182	-
Morocco, and Barbary States, - - -	-	15,031	-	-	-	8,627	-	-	-	-	-	-	-	-
Cape of Good Hope, - - -	669	73	-	-	-	65,431	-	-	-	-	-	-	112,020	-
Africa, generally, - - -	15,777	4,412	-	-	-	-	-	-	-	-	-	-	23,150	-
<b>Total,</b> -	<b>76,572</b>	<b>29,800</b>	<b>720</b>	<b>259,057</b>	<b>139</b>	<b>474,230</b>	<b>-</b>	<b>112</b>	<b>3,725</b>	<b>13,696</b>	<b>5,721</b>	<b>21,635</b>	<b>1,073,177</b>	<b>27,875</b>

FROM	ARTICLES PAYING SPECIFIC DUTIES.												
	Chocolate.	Brown Sugar.	Almonds.	FRUITS.				Soap.	Tallow.	SPICES.			
				Currants.	Prunes and Plums.	Raisins.				Nutmegs.	Cinnamon.	Cloves.	Pepper.
						In jars and boxes.	All other.						
Pounds.													
British African ports, - - -	47	282,281	-	-	-	-	-	-	-	284	-	35,410	21,110
Bourbon and Mauritius, - - -	31	-	23,962	-	-	-	-	-	-	-	-	-	-
Teneriffe and the other Canaries, - - -	-	48,806	-	256	43	-	32,826	7,798	-	284	-	35,410	21,110
Madeira, - - -	-	-	-	-	-	-	-	-	-	-	9,306	-	-
Cape de Verd Islands, - - -	-	-	-	201	11	85	-	-	-	-	-	-	-
Morocco, and Barbary States, - - -	-	-	9,487	-	-	-	1,267	35,383	-	-	-	-	-
Cape of Good Hope, - - -	-	105,517	4,137	-	-	291	2,698	-	-	-	-	-	7,843
Africa, generally, - - -	-	-	-	-	-	-	-	-	-	-	-	-	115
<b>Total,</b> -	<b>78</b>	<b>436,604</b>	<b>37,586</b>	<b>201</b>	<b>247</b>	<b>419</b>	<b>3,965</b>	<b>68,209</b>	<b>7,798</b>	<b>284</b>	<b>9,306</b>	<b>35,410</b>	<b>29,068</b>

1813.]

IMPORTS FOR THE YEAR 1811.

937

IMPORTATIONS IN AMERICAN VESSELS FROM AFRICA—Continued.

FROM	ARTICLES PAYING SPECIFIC DUTIES.											
	Indigo.	Cotton.	Anchors and Sheet Iron.	Nails.	Lead, and manufactures of Lead.	Hemp.	Twine.	GLASS.	WINDOW GLASS.		Cigars.	Silk Shoes and Slippers.
								Black quart Bottles.	Not above 8 by 10.	Not above 10 by 12		
	Pounds.					Cwt.		Groce.	100 square feet.		M.	Pairs.
British African Ports, - - -	13,854	47,450	-	-	-	-	8	-	-	-	2	-
Bourbon and Mauritius, - - -	-	-	-	-	13,126	-	-	-	90	60	-	4
Teneriffe and the other Canaries, - - -	17,625	-	-	4,790	10,064	-	-	7	-	-	17	-
Madeira, - - -	-	-	-	-	400	-	-	8	-	-	-	-
Cape de Verd Islands, - - -	-	-	-	-	-	96	-	-	-	-	-	-
Morocco and Barbary States, - - -	-	-	11,098	-	-	-	-	-	-	-	-	-
Cape of Good Hope, - - -	-	-	-	-	-	-	-	-	-	-	-	-
Africa, generally, - - -	-	-	-	-	-	-	-	-	-	-	-	-
Total, - - -	31,479	47,450	11,098	4,790	23,590	96	8	15	90	60	19	4

IMPORTATIONS IN AMERICAN VESSELS FROM ASIA.

FROM	GOODS PAYING DUTIES AD VALOREM.			ARTICLES PAYING SPECIFIC DUTIES.								
	VALUE OF GOODS.			WINES.		SPIRITS.		TEAS.				Coffee.
	15 per cent.	17½ per cent.	22½ per cent.	Madeira.	All other.	From Grain.	From other materials.	Bohea.	Souchong.	Hyson.	Other Green.	
	Dollars.			Gallons.				Pounds.				
Dutch East Indies, - - -	4,529	1,309	-	-	-	325	-	-	-	43	46	1,532,777
British East Indies, - - -	3,819,478	96,843	-	507	3	-	19	-	1	12	-	30,136
Turkey, Levant, and Egypt, - - -	138,888	56,150	33	-	75,354	-	18	-	-	-	-	183
China, - - -	2,723,168	165,408	730	200	-	-	-	181,959	377,260	334,533	1,844,456	-
Total, - - -	6,686,063	319,710	763	707	75,357	325	37	181,959	377,261	334,588	1,844,502	1,563,096

IMPORTATIONS IN AMERICAN VESSELS FROM ASIA—Continued.

1813.]

FROM	ARTICLES PAYING SPECIFIC DUTIES.												
	SUGAR.			Almonds.	FRUITS.				Soap.	SPICES.			
	Brown.	White.	Candy.		Currants.	Figs.	Raisins, in jars and boxes.	All other.		Mace.	Nutmegs.	Cinnamon.	Cloves.
	Pounds.												
Dutch East Indies, - - -	397	-	162	-	-	-	-	-	-	12,978	140,494	-	62,627
British do. - - -	428,249	925	-	-	-	-	-	-	-	6	3,727	9,337	714
Turkey, Levant, and Egypt, - - -	-	-	-	48	2,024	126,318	92,038	75,391	186,706	-	-	-	-
China, - - -	468	520	1,538	-	-	-	-	-	-	-	2,770	-	156
Total, -	429,114	1,445	1,700	48	2,024	126,318	92,038	75,391	186,706	12,984	146,991	9,337	63,497

FROM	ARTICLES PAYING SPECIFIC DUTIES.													
	SPICES.		Tobacco, manufactured, other than Snuff and Cigars.	Indigo.	White and Red Lead.	Untarred Cordage.	Hemp.	Twine and Packthread	Glass Black Quart Bottles.	Window Glass, all above 10 by 12.	Cigars.	SHOES AND SLIPPERS.		
	Pepper.	Cassia.										Silk.	Kid and Morocco.	All other.
	Pounds.						Cwt.		Groce.	100 Sq. Feet.	M.	Pairs.		
Dutch East Indies, - - -	3,056,583	-	1,080	-	2,132	-	-	-	1	-	-	-	-	-
British do. - - -	791,783	359	22	371,442	-	20,540	-	1,107	-	29	-	207	-	
Turkey, Levant, and Egypt, - - -	-	-	36	1,013	-	1,827	1	-	2	-	10	-	5	
China, - - -	-	258,957	-	-	18,889	-	-	-	-	-	1,106	425	-	
Total, -	3,848,366	259,316	1,138	372,455	21,021	22,367	1	1,107	4	29	1,116	632	5	

IMPORTS FOR THE YEAR 1811.

939

IMPORTATIONS IN AMERICAN VESSELS FROM THE WEST INDIES, AMERICAN COLONIES, AND UNCERTAIN PORTS, &c.

FROM	GOODS PAYING DUTIES AD VALOREM.			ARTICLES PAYING SPECIFIC DUTIES.										
	VALUE OF GOODS.			WINES.				SPIRITS.			Molasses.	Beer, Ale, and Porter.	TEAS.	
	15 per ct.	17½ per ct.	22½ per ct.	Madeira.	Burgundy, &c.	Sherry and St. Lucar.	All other.	From Grain.	From other materials than grain.	From domestic produce.			Bohea.	Souchong.
	Dollars.			Gallons.								Pounds.		
Swedish West Indies, - - -	5,101	4,383	170	169	36	-	141	-	1,154,448	214	1,383,966	-	-	35
Danish West Indies, - - -	9,271	1,260	66	34	-	-	3,585	356	447,423	-	2,750	50	-	-
Dutch West Indies, - - -	4,894	1,808	-	-	-	-	-	-	318,085	-	534,636	-	-	-
British West Indies, - - -	17,733	9,954	32	109	-	-	714	-	1,156,189	41	334,990	30	38	799
British American Colonies, - - -	109,288	16,441	1,355	63	-	220	622	50	2,471	-	-	30	91	-
French West Indies, - - -	26,095	14,432	144	-	-	-	2,351	-	36,237	25	1,455,681	-	-	-
Floridas, - - -	11,566	12,485	370	4	-	-	15,171	-	7,699	-	14,785	9	-	40
Spanish West Indies, &c. - - -	146,153	97,783	222	6,277	-	18	9,936	-	-	-	-	-	-	-
Honduras, Campeachy, &c. - - -	665	1,370	154	-	-	-	-	-	454,943	-	4,650,341	-	-	457
Coast of Brazil, &c. - - -	20,599	4,721	-	1,348	-	-	14	-	67	-	12,584	-	-	1,443
Uncertain ports, places, &c. - - -	48,235	288	-	-	-	-	-	-	603	-	-	-	-	-
Total, - - -	399,600	164,925	2,513	8,004	36	238	32,534	406	3,578,165	280	8,389,733	119	129	2,774

FROM	ARTICLES PAYING SPECIFIC DUTIES.													
	TEAS.		Coffee.	Cocoa.	Chocolate.	SUGAR.			Almonds.	FRUITS.			Wax or Spermaceti Candles.	Soap.
	Hyson.	Other Green.				Brown.	White.	Loaf and other refined.		Currants.	Raisins in jars and boxes.	All other Raisins.		
	Pounds.													
Swedish West Indies, - - -	-	-	1,185,600	182,562	9	5,840,037	13,692	-	-	-	-	-	30	-
Danish West Indies, - - -	-	-	1,380	-	-	12,442	-	-	-	-	-	-	-	-
Dutch West Indies, - - -	-	-	10,091	28,323	-	62,479	-	-	-	-	-	-	-	-
British West Indies, - - -	-	-	112,676	253	-	531,488	101,622	45	-	-	-	-	-	-
British American Colonies, - - -	-	81	-	-	-	597	-	10	-	-	-	100	-	5
French West Indies, - - -	-	-	7,591,202	341,960	56	875,447	1,076	-	8,642	-	1,393	-	-	124
Floridas, - - -	-	-	14,832	2,115	1	119,208	8,747	13	1,577	3,355	-	732	-	59,694
Honduras, Campeachy, &c. - - -	-	-	-	-	-	200	-	-	-	-	-	-	-	-
Spanish West Indies, &c. - - -	379	-	13,521,660	711,468	1,846	36,697,866	17,128,950	26	674	2,032	50	-	88	3,071
Coast of Brazil, &c. - - -	64	16,167	874,325	636,945	-	5,316,129	600,494	-	-	-	-	-	-	1,121
Uncertain ports, places, &c. - - -	-	-	502,220	-	13	147,796	175,547	-	-	-	-	-	-	-
Total, - - -	443	16,248	23,813,986	1,903,626	1,925	49,603,689	18,030,128	94	10,893	5,387	1,443	832	118	64,013



IMPORTATIONS IN AMERICAN VESSELS FROM THE WEST INDIES, AMERICAN COLONIES, &c.—Continued.

116

FROM	ARTICLES PAYING SPECIFIC DUTIES.													
	Tallow.	SPICES.							Tobacco manufactured, other than Snuff and Cigars.	Snuff.	Indigo.	Cotton.	Gunpowder.	Starch.
		Mace.	Nutmegs.	Cinnamon.	Cloves.	Pepper.	Pimento.	Cassia.						
Pounds.														
Swedish West Indies, - - - - -	-	-	-	-	1,167	-	-	-	-	372	6,143	4,020	-	397
Danish West Indies, - - - - -	8,112	-	-	-	1,169	-	-	-	-	-	-	-	-	-
Dutch West Indies, - - - - -	-	-	-	-	-	-	514,889	-	-	-	-	-	-	161
British West Indies, - - - - -	-	-	-	-	-	126	-	86	-	203	11	-	-	-
British American Colonies, - - - - -	-	-	9	-	-	3,675	-	327	-	20	909	131,172	3,509	2,306
French West Indies, - - - - -	-	-	29	30,748	-	2	-	1,290	-	-	7	25,404	126	-
Floridas, - - - - -	-	-	-	-	-	1,720	-	842	36	-	32,574	-	-	-
Honduras, Campeachy, &c. - - - - -	-	-	-	-	414	-	74,655	-	31	573	221,880	4,744	841	323
Spanish West Indies, &c. - - - - -	40,638	-	827	-	920	-	-	-	-	-	258	2,695	-	-
Coast of Brazil, &c. - - - - -	38,909	-	126	-	-	-	-	1,013	-	-	-	-	-	-
Uncertain ports, places, &c. - - - - -	-	744	-	-	-	20,698	-	7,682	-	-	9,713	-	-	-
Total, - - - - -	87,659	744	953	38	34,418	26,221	591,762	9,022	67	1,168	271,495	168,035	4,476	3,187

1813.]

IMPORTS FOR THE YEAR 1811.

FROM	ARTICLES PAYING SPECIFIC DUTIES.													
	Glue.	Pewter Plates and Dishes.	IRON.			Nails and Spikes.	PAINTS.		Lead and Manufactures of Lead.	CORDAGE.		Cables.	Steel.	Untarred Yarn.
			Anchor and Sheet.	Slit and Hoop.	Spanish Brown.		White and Red Lead.	Tarred.		Untarred.				
Pounds.												Cwt.		
Swedish West Indies, - - - - -	-	-	1,233	-	-	-	-	3,837	-	-	3,000	-	-	-
Danish West Indies, - - - - -	-	-	1,842	-	-	-	-	265	-	-	-	-	-	-
Dutch West Indies, - - - - -	-	-	-	-	-	-	-	-	-	-	-	-	-	-
British West Indies, - - - - -	-	-	3,240	-	-	-	-	3,634	-	-	-	-	-	-
British American Colonies, - - - - -	169	58	1,358	312	16,658	700	2,955	3,577	-	100	-	54	-	
French West Indies, - - - - -	-	-	2,438	-	-	-	-	290	5,486	249	2,337	-	-	
Floridas, - - - - -	-	-	1,000	-	45	-	-	854	400	302	-	-	-	
Honduras, Campeachy, &c. - - - - -	-	-	-	-	-	-	-	-	-	9,998	-	-	-	
Spanish West Indies, &c. - - - - -	-	-	10,684	-	407	-	-	649	6,237	254	-	5	2	
Coast of Brazil, &c. - - - - -	-	-	-	-	-	-	-	-	-	-	-	-	-	
Uncertain ports, places, &c. - - - - -	-	-	-	-	-	-	-	-	-	-	-	-	-	
Total, - - - - -	169	58	21,795	312	17,110	700	2,955	13,106	12,123	10,913	5,337	59	2	

941

IMPORTATIONS IN AMERICAN VESSELS FROM THE WEST INDIES, &c.—Continued.

FROM	ARTICLES PAYING SPECIFIC DUTIES.												
	FISH.		Glass, Black quart Bottles.	WINDOW GLASS.			Cigars.	Lime.	Boots.	SHOES AND SLIPPERS.		CARDS.	
	Dried.	All other.		Not above 8 by 10.	Not above 10 by 12.	All above 10 by 12.				Silk.	Kid and Morocco.	Wool and Cotton.	Playing.
	Quintals.	Barrels.	Groce.	100 square feet.			M.	Casks.	Pairs.		Dozens.	Packs.	
Swedish West Indies, -	-	-	34	-	-	-	42	-	-	-	-	-	-
Danish West Indies, -	-	-	36	-	-	-	-	-	-	-	-	-	-
Dutch West Indies, -	-	-	40	-	-	-	-	-	-	-	-	-	-
British West Indies, -	2	-	40	-	-	-	42	-	12	-	-	-	72
British American Colonies, -	76	204	40	79	2	3	-	5	-	-	12	-	30
French West Indies, -	-	-	6	-	-	-	179	-	-	-	35	-	-
Floridas, -	-	-	-	-	-	-	9	-	-	28	-	5	12
Honduras, Campeachy, &c. -	-	-	-	-	-	-	-	-	-	-	-	-	-
Spanish West Indies, &c. -	-	-	32	-	-	-	12,264	-	-	4	-	-	-
Coast of Brazil, &c. -	-	-	-	-	-	-	-	-	-	-	-	-	-
Uncertain ports, places, &c. -	-	-	-	-	-	-	90	-	-	-	-	-	-
<b>Total,</b>	<b>78</b>	<b>204</b>	<b>238</b>	<b>79</b>	<b>2</b>	<b>3</b>	<b>12,626</b>	<b>5</b>	<b>12</b>	<b>32</b>	<b>47</b>	<b>5</b>	<b>114</b>

*A General Statement of Goods, Wares, and Merchandise, imported into the United States, in Foreign vessels, commencing the 1st of October, 1810, and ending on the 30th of September, 1811.*

IMPORTATIONS FROM EUROPE.

FROM	GOODS PAYING DUTIES AD VALOREM.			ARTICLES PAYING SPECIFIC DUTIES.												
	16½ per cent.	19½ per cent.	24½ per cent.	Wines, other than Madeira, Burgundy, and Sherry.	SPIRITS.		Molasses.	Beer, Ale, & Porter.	Other Green Tea.	Brown Sugar.	Almonds.	FRUITS.				
					From Grain	From other Materials.						Prunes and Plums.	Figs.	Raisins, in jars, and boxes.		
	Dollars.			Gallons.					Pounds.							
Russia, - - - -	21,085															
Sweden, - - - -	6,070	46														
Denmark and Norway, - - - -	21,501	81	414													
England, Man, and Berwick, - - - -	98,180	99,035	15,220	47,446	18,767	5,445	-	13,423	-	19,599						
Scotland, - - - -	263,408	17,572	36	70	-	-	125	993								
Ireland, - - - -	29,872	1,830	3,085	674	1,700	-	-	810								
Guernsey, Jersey, Sark, &c. - - - -	49	3,297	-	10,035	-	7,959										
Hamburg, Bremen, &c. - - - -	99,117															
French Atlantic ports, - - - -	32,171	17,672	8	83,785	-	5,367	-	-	-	-	1,458	2,739				
Spanish do. - - - -	11,873	3,743	10	6,977	-	8,763	-	-	-	-	2,367	-	-			31,178
Do. Mediterranean do. - - - -	11	370	-	4,680	-	-	-	-	-	-	-	-	-			37,992
Portugal, - - - -	1,419	1,125	-	164	-	-	-	-	868	-	-	-	-			301
Fayal and the other Azores, - - - -	-	13	-													
Italy and Malta, - - - -	1,097	10,407	22	16,311	-	-	-	-	-	-	-	-	348			
Total, - - - -	585,853	155,191	18,795	170,142	20,467	27,534	125	15,226	868	19,599	3,825	2,739	1,406			69,471

1813.]

IMPORTS FOR THE YEAR 1811.

IMPORTATIONS IN FOREIGN VESSELS FROM EUROPE—Continued.

FROM	ARTICLES PAYING SPECIFIC DUTIES.													
	All other Raisins.	Cheese.	Soap.	Cassia.	Indigo.	Cotton.	Glue.	IRON.		Nails and Spikes.	PAINTS.		CORDAGE.	
								Anchors and Sheet.	Slit and Hoop.		Spanish Brown.	White and Red Lead.	Tarred.	Untarred.
Pounds.														
Russia, - - - -														
Sweden, - - - -														
Denmark and Norway, -														
England, Man, and Berwick, -		7,309	-	13,267	-	2,439	-	10,032	48,524	6,081	284,910	2,840	19,310	
Scotland, - - - -														
Ireland, - - - -							11,323							
Guernsey, Jersey, Sark, &c. -			22,673											
Hamburg, Bremen, &c. -														
French Atlantic ports, -		2,072	4,430	-	-	-	696	-	3,779	28,091	-	-	3,507	1,016
Spanish do. do. -			741											
Ditto Mediterranean do. -					105									
Portugal, - - - -														
Fayal and other Azores, -														
Italy and Malta, -	27,301		70,287											
<b>Total,</b> -	27,301	9,381	98,131	13,267	105	2,439	12,019	10,032	52,303	34,172	284,910	2,840	22,817	1,016

IMPORTATIONS IN FOREIGN VESSELS FROM EUROPE—Continued.

FROM	ARTICLES PAYING SPECIFIC DUTIES.													
	Steel.	Hemp.	Twine.	Coal.	FISH.		GLASS.	WINDOW GLASS.			Boots.	SHOES AND SLIPPERS.		
					Dried.	Pickled.	Black quart Bottles.	Not above 8 by 10.	Not above 10 by 12.	All above 10 by 12.		Silk.	Kid and Morocco.	All other.
	Cwt.		Bushels.	Quintals.	Barrels.	Groce.	100 square feet.			Pairs.				
Russia, - - - -	-	6,631	-	-	-	-	-	-	50	-	50	-	-	-
Sweden, - - - -	-	-	-	-	-	-	-	-	-	-	-	-	-	-
Denmark and Norway, - - - -	-	-	-	-	-	-	-	-	50	-	50	-	-	-
England, Man, and Berwick, - - - -	83	382	14	23,736	837	631	1,009	35	40	348	12	-	24	6
Scotland, - - - -	-	-	-	27,840	13	62	523	-	-	87	-	-	-	-
Ireland, - - - -	-	-	-	2,319	-	-	22	-	-	2	-	-	-	-
Guernsey, Jersey, Sark, &c. - - - -	-	-	-	-	-	-	20	-	-	-	-	-	-	-
Hamburg, Bremen, &c. - - - -	-	-	-	-	-	-	-	-	-	-	-	-	-	-
French Atlantic ports, - - - -	11	-	8	-	-	-	140	-	-	-	-	266	36	-
Spanish do. do. - - - -	-	-	-	-	-	-	28	-	-	-	-	-	-	-
Spanish Mediterranean ports, - - - -	-	-	-	-	-	-	-	-	-	-	-	-	-	-
Portugal, - - - -	-	-	-	-	-	-	-	-	-	-	-	-	-	-
Fayal and the other Azores, - - - -	-	-	-	-	-	-	-	-	-	-	-	-	-	-
Italy and Malta, - - - -	-	-	-	-	-	-	-	-	-	-	-	-	-	-
Total, - - - -	94	7,013	22	53,895	850	693	1,742	85	40	487	12	266	60	6

1813.]

IMPORTS FOR THE YEAR 1811.

IMPORTATIONS IN FOREIGN VESSELS FROM AFRICA AND ASIA.

FROM	VALUE OF GOODS PAYING AD VALOREM DUTIES.			ARTICLES PAYING SPECIFIC DUTIES.																
	1½ per cent.	16½ per cent.	19½ per cent.	WINES.		TEAS.			Coffee.	Cocoa.	SUGAR.		FRUITS.		Soap.	Pepper.	Tobacco manufactured, other than Snuff and Cigars.	Untarred Cordage.	Twine.	Bottles.
				Madeira.	All other.	Sou-chong.	Hyson.	Other Green.			Brown.	Candy.	Figs.	Raisins, in jars & boxes.						
	Dollars.			Gallons.		Pounds.														Cwt.
AFRICA.																				
British African Ports, - -	-	5,711	2,587	-	-	-	-	-	84	-	-	-	-	-	-	-	-	-	-	-
Bourbon and Mauritius, - -	32,379	-	1,355	-	-	-	-	-	1,073	-	-	-	-	-	-	-	-	-	-	1
Teneriffe and the other Canaries, - -	-	8	469	-	10,119	-	-	-	-	137,589	-	-	517	113	122	-	-	-	-	-
Madeira, - - -	-	23	15	7,955	-	-	-	-	-	-	-	-	-	-	-	-	-	-	-	-
Cape de Verd Islands, - - -	-	-	550	-	-	-	-	-	-	-	-	-	-	-	-	-	-	-	-	-
Africa, generally, - - -	-	6,795	264	42	-	-	-	-	13,424	-	-	-	-	-	-	-	-	-	-	-
ASIA.																				
Dutch East Indies, - - -	-	5,424	508	-	-	-	-	-	-	-	-	-	-	-	16,745	547	6,080	22	-	-
British East Indies, - - -	195,620	47,608	4,567	-	-	-	-	-	-	-	-	-	-	-	-	-	-	-	-	-
China, - - -	138	-	198	-	-	246	52	35,329	-	-	151	175	-	-	-	-	-	-	-	-
<b>Total,</b> - - -	<b>228,137</b>	<b>65,569</b>	<b>10,513</b>	<b>7,997</b>	<b>10,119</b>	<b>246</b>	<b>52</b>	<b>35,329</b>	<b>14,581</b>	<b>137,589</b>	<b>151</b>	<b>175</b>	<b>517</b>	<b>113</b>	<b>122</b>	<b>16,745</b>	<b>547</b>	<b>6,080</b>	<b>22</b>	<b>1</b>

IMPORTATIONS IN FOREIGN VESSELS FROM THE WEST INDIES, AMERICAN COLONIES, AND UNCERTAIN PORTS, &c.

1813.]

FROM	GOODS PAYING DUTIES AD VALOREM.				ARTICLES PAYING SPECIFIC DUTIES.									
	15½ per cent.	16½ per cent.	19½ per cent.	24½ per cent.	WINES.			Spirits from other materials than Grain.	Molasses.	Coffee.	Cocoa.	Chocola- late.	SUGAR.	
					Madeira.	Sherry and St. Lucar.	All other.						Brown.	White.
	Dollars.				Gallons.					Pounds.				
Swedish West Indies, - - -	-	1,388	3,222	-	-	-	5,515	2,341	331	129,580	10,494	-	213,995	-
Danish West Indies, - - -	-	3	75	-	-	-	-	3,152	-	-	-	-	539,792	-
Dutch West Indies, - - -	-	-	42	-	-	-	-	8,945	7,260	59,228	12,838	-	193,145	-
British West Indies, - - -	-	23,446	4,128	89	568	547	87	28,387	15,825	185,984	35,064	-	1,129,257	-
Newfoundland, &c. - - -	-	510	87	-	-	-	-	-	-	-	-	-	-	-
British American Colonies, - - -	-	4,742	4,107	20	-	-	-	4,454	2,137	129,025	12,794	-	72,543	-
French West Indies, - - -	-	8,493	4,542	25	-	-	2,217	9,064	70,090	1,064,073	78,581	5	3,536,899	-
Floridas, - - -	-	7,766	2,207	-	-	-	3,288	2,464	8,495	3,740	-	-	4,444	-
Honduras, Campeachy, &c. - - -	-	8,870	1,657	-	-	-	57	75	-	2,663	-	-	189	204
Spanish West Indies, &c. - - -	-	11,373	40,934	-	-	-	506	386	139,447	1,439,750	258,867	33	1,846,435	675,774
Coast of Brazil, &c. - - -	-	1,214	4,582	181	-	-	-	-	786	33,369	-	-	118,713	2,164
Uncertain ports, places, &c. - - -	170	17,727	4,901	-	-	-	5	-	-	36,229	35,249	-	-	-
Total, - - -	170	85,532	70,484	315	568	547	11,675	59,268	244,371	3,083,641	443,887	38	7,655,412	678,142

FROM	ARTICLES PAYING SPECIFIC DUTIES.												
	Almonds.	Tallow Candles.	Cheese.	Soap.	Tallow.	SPICES.		Tobacco manu- factured, other than Snuff and Cigars.	Indigo.	Cotton.	Gun Powder.	Starch.	Anchors and Sheet Iron.
						Cloves.	Pimento.						
	Pounds.												
Swedish West Indies, - - -	-	-	-	-	-	-	-	-	-	-	-	2,981	-
Danish West Indies, - - -	-	-	-	-	-	-	-	-	-	-	-	-	-
Dutch West Indies, - - -	-	-	-	-	-	-	-	-	12,021	-	-	-	-
British West Indies, - - -	-	-	180	240	-	-	-	-	-	-	200	-	781
Newfoundland, &c. - - -	-	-	-	-	-	-	28,894	-	-	-	-	-	-
British American Colonies, - - -	-	-	-	-	-	-	1,247	-	-	-	-	-	-
French West Indies, - - -	-	-	-	-	-	31,362	12,850	-	-	-	450	234	-
Floridas, - - -	-	-	-	-	-	-	1,385	379	-	84,029	350	-	-
Honduras, Campeachy, &c. - - -	-	-	-	-	-	-	-	-	9,508	15,678	110	-	-
Spanish West Indies, &c. - - -	808	337	-	-	-	-	-	15,836	110,639	3,704	-	80	-
Coast of Brazil, &c. - - -	-	-	-	-	49,083	-	-	-	-	-	-	-	-
Uncertain ports, places, &c. - - -	-	-	40	-	-	-	-	-	-	-	-	-	-
Total, - - -	808	337	220	240	49,083	31,362	44,416	16,215	120,147	115,432	1,110	3,295	781

IMPORTS FOR THE YEAR 1811.

947

IMPORTATIONS IN FOREIGN VESSELS FROM WEST INDIES, &c.—Continued.

FROM	ARTICLES PAYING SPECIFIC DUTIES.												
	Nails,	CORDAGE.		Twine.	Coal.	FISH.		GLASS.		Cigars.	Boots.	SHOES AND SLIPPERS.	
		Tarred.	Untarred.			Dried.	Pickled.	Black Quart Bottles.	Window, not above 8 by 10.			Silk.	Morocco and Kid.
	Pounds.		Cwt.	Bushels.	Quintals.	Barrels.	Groce.	100 sq. feet.	M.	Pairs.			
Swedish West Indies, - - - - -	-	-	-	-	-	-	-	-	-	154	-	-	-
Danish West Indies, - - - - -	-	-	-	-	-	-	-	1	-	-	-	-	-
Dutch West Indies, - - - - -	-	-	-	-	-	-	-	-	-	-	-	-	-
British West Indies, - - - - -	2,619	-	-	-	-	1	-	3	-	20	90	-	560
Newfoundland, &c. - - - - -	-	-	-	-	-	2,257	2,435	-	-	-	-	-	-
British American Colonies, - - - - -	-	-	-	-	909	2,427	6,909	5	6	-	-	-	-
French West Indies, - - - - -	-	-	-	-	-	-	-	7	-	1	-	-	-
Floridas, - - - - -	-	-	139	10	300	-	-	-	-	-	-	-	-
Honduras, Campeachy, &c. - - - - -	-	1,822	-	-	-	-	-	-	-	12	-	-	-
Spanish West Indies, &c. - - - - -	-	-	-	-	-	65	16	7	-	847	-	240	-
Coast of Brazil, &c. - - - - -	-	-	-	-	-	-	-	-	-	-	-	-	-
Uncertain ports, places, &c. - - - - -	-	-	-	-	-	-	-	-	-	-	-	-	4
Total, - - - - -	2,619	1,822	139	10	1,209	4,750	9,360	23	6	1,034	90	240	564



GENERAL AGGREGATE OF IMPORTATIONS FROM EACH NATION, AND ITS DEPENDENCIES.

181

T

FROM	VALUE OF GOODS PAYING DUTIES AD VAL.			ARTICLES PAYING SPECIFIC DUTIES.												
	15 per cent.	17½ per cent.	22½ per cent.	WINES.				SPIRITS.			Molasses.	Beer, Ale, and Porter.	TEAS.			
				Madeira.	Burgundy, &c.	Sherry and St. Lucar.	All other.	From Grain.	From other materials than grain.	From domestic produce.			Bohea.	Souchong.		
	Dollars.			Gallons.											Pounds.	
Russia, - - - -	3,018,062	29,736	1,235	-	-	-	-	-	-	-	-	-	-	-	2,238	931
Prussia, - - - -	103,562	1,810	1,612	-	28	-	-	-	-	-	-	-	-	-	-	-
Sweden and dependencies, - - -	825,682	49,888	4,157	169	36	-	5,681	1,426	1,156,789	214	1,384,297	49	-	-	-	35
Denmark and ditto, - - - -	1,586,782	82,786	85,572	34	59	-	3,643	22,833	450,575	-	2,750	50	-	-	-	-
Holland and ditto, - - - -	14,847	3,667	-	-	-	-	-	-	327,030	-	541,896	-	-	-	-	-
Great Britain and ditto, - - -	22,850,829	5,562,426	305,619	1,419	5	1,325	248,423	86,046	1,312,001	41	353,266	154,729	129	-	800	
Hamburg, Bremen, &c. - - - -	251,097	6,085	5,155	-	-	-	8	12,607	-	-	-	-	-	-	-	-
France and dependencies, - - -	699,386	227,884	2,720	-	187	-	279,570	-	226,435	25	1,525,771	-	3,725	-	13,016	
Spain and ditto, - - - -	233,744	197,925	1,418	16,033	-	2,913	683,969	-	517,895	-	4,813,068	9	-	-	573	
Portugal and ditto, - - - -	200,727	88,476	357	262,393	139	1,243	121,074	-	7,800	98	13,370	83	-	-	2,123	
Italy and Malta, - - - -	104,022	129,972	28	-	-	-	120,599	-	20,828	-	-	-	-	-	-	
Turkey, Levant, and Egypt, - -	138,888	56,150	33	-	-	-	75,354	-	18	-	-	-	-	-	-	
China, - - - -	2,723,306	165,606	730	200	-	-	-	-	-	-	-	-	-	181,959	377,506	
All other countries, - - - -	89,373	24,969	-	42	-	-	74,063	-	603	-	-	-	-	-	-	
Total, - - - -	32,840,307	6,627,380	408,636	280,290	454	5,481	1,612,384	122,912	4,019,974	378	8,634,418	154,920	188,051	-	394,984	

1813 J

IMPORTS FOR THE YEAR 1811.

949

AGGREGATE OF IMPORTATIONS—Continued.

FROM	ARTICLES PAYING SPECIFIC DUTIES.														
	TEAS.		Coffee.	Cocoa.	Choco- late.	SUGAR.				Almonds.	FRUITS.				
	Hyson,	Other Green.				Brown.	White.	Candy.	Loaf and other refined.		Currants.	Prunes and Plums.	Figs.	Raisins, in jars and boxes.	All other Raisins.
Pounds.															
Russia, - - - -	3,282	3,672													
Prussia, - - - -															
Sweden and dependencies, - - - -	-	-	1,315,180	193,056	54	6,054,032	13,692								
Denmark and do. - - - -	-	-	1,380	-	-	552,234	-	-	-	-	-	50			
Holland and do. - - - -	43	46	1,602,096	41,161	-	256,021	-	162							
Great Britain and do. - - - -	16	81	858,141	48,111	-	2,316,768	176,285	-	110	3,362	-	-	30,857	535,023 224,975	
Hamburg, Bremen, &c. - - - -															
France and dependencies, - - - -	5,721	21,635	9,582,935	420,541	116	4,694,627	1,076	-	-	27,255	-	26,911	-	1,393	
Spain and do. - - - -	379	-	15,051,876	1,146,537	2,033	38,668,342	17,894,263	-	39	92,000	5,387	104	24,214	241,976 153,062	
Portugal and do. - - - -	885	17,035	963,337	679,059	-	5,521,999	619,232	-	-	15,967	252	39	14,147	10,403 73,929	
Italy and Malta, - - - -	-	-	195	-	-	-	-	-	-	23,652	70,820	-	31,446	3,513 205,478	
Turkey, Levant, and Egypt, - - - -	-	-	183	-	-	-	-	-	-	48	2,024	-	126,318	92,038 75,391	
China, - - - -	334,585	1,879,785	-	-	-	619	520	1,713							
All other countries, - - - -	-	-	687,043	35,249	13	253,313	175,547	-		13,624	-	-	-	291 3,965	
Total, - - - -	344,911	1,922,254	30,062,366	2,563,714	2,216	58,317,955	18,880,615	1,875	149	175,908	78,483	27,104	216,982	884,637 736,800	

AGGREGATE OF IMPORTATIONS—Continued.

FROM	ARTICLES PAYING SPECIFIC DUTIES.													
	CANDLES.		Cheese.	Soap.	Tallow.	SPICES.							Tobacco manu- factured, other than Snuff and Cigars.	
	Tallow.	Wax or Spermaceti				Mace.	Nutmegs.	Cinnamon.	Cloves.	Pepper.	Pimento.	Cassia.		
Pounds.														
Russia, - - - -	30,391	4,355	-	473	252,925	-	-	-	-	-	-	-	-	-
Prussia, - - - -	-	-	-	-	-	-	-	-	-	-	-	-	-	-
Sweden and dependencies, - - - -	10,770	30	-	87	-	-	-	-	1,167	-	-	-	137	-
Denmark and do. - - - -	-	26	86	-	8,112	-	-	-	-	-	-	-	-	20
Holland and do. - - - -	-	-	-	-	-	12,978	140,494	-	63,796	3,056,583	-	-	-	1,080
Great Britain and do. - - - -	26,412	724	37,022	79,941	-	435	10,649	9,508	3,919	916,665	558,206	21,431	696	-
Hamburg, Bremen, &c. - - - -	-	-	-	-	-	-	-	-	-	-	-	-	-	-
France and dependencies, - - - -	-	25	2,307	4,592	-	-	284	29	97,520	24,785	1,385	327	379	-
Spain and do. - - - -	337	88	74	171,030	48,436	-	1,174	-	533	1,722	76,787	-	15,903	-
Portugal and do. - - - -	49	-	88	1,121	87,992	-	932	9,306	1,323	-	-	1,013	-	-
Italy and Malta, - - - -	-	-	-	190,534	-	-	-	-	-	-	-	-	-	-
Turkey, Levant, and Egypt, - - - -	-	-	-	186,706	-	-	-	-	-	-	-	-	-	36
China, - - - -	-	-	-	-	-	-	2,770	-	156	-	-	258,957	-	-
All other countries, - - - -	-	-	40	35,383	-	744	-	-	-	28,656	-	7,682	-	-
Total, - - - -	67,959	5,248	39,617	669,867	397,465	14,157	156,303	18,843	168,414	4,028,412	636,178	289,547	18,114	-

1813.]

IMPORTS FOR THE YEAR 1811.

AGGREGATE OF IMPORTATIONS—Continued.

FROM	ARTICLES PAYING SPECIFIC DUTIES.												
	Snuff.	Indigo.	Cotton.	POWDER.		Starch.	Glue.	Pewter plates and dishes.	IRON.		Nails and Spikes.	Quicksilver.	PAINTS.
				Hair.	Gun.				Anchors and Sheet.	Slit & Hoop.			Ochre.
	Pounds.												
Russia, - - - -	-	-	-	-	-	208	23,246	-	-	54,684	-	-	-
Prussia, - - - -	-	-	-	-	-	-	-	-	-	-	-	-	-
Sweden and dependencies, - - - -	372	6,143	4,020	-	-	3,378	-	-	23,531	31,048	6,447	-	-
Denmark and ditto, - - - -	-	-	-	-	-	30	-	-	10,694	13,036	2,463	-	-
Holland and ditto, - - - -	-	-	12,021	-	-	-	-	-	-	-	-	-	-
Great Britain and ditto, - - - -	314	372,043	2,439	30	4,199	2,863	43,357	10,214	708,246	572,783	1,775,760	-	10,808
Hamburg, Bremen, &c. - - - -	-	-	-	-	-	-	-	-	-	-	-	-	-
France and dependencies, - - - -	76	14,764	262,651	-	380	2,540	696	-	2,438	3,779	28,091	-	-
Spain and ditto, - - - -	573	383,819	49,530	-	1,077	403	-	-	11,684	-	452	1,156	-
Portugal and ditto, - - - -	12	17,883	3,087	-	114	-	-	-	-	-	6,106	1,412	-
Italy and Malta, - - - -	-	-	-	-	-	-	-	-	-	-	-	7,718	-
Turkey, Levant, and Egypt, - - - -	-	1,013	-	-	-	-	-	-	-	-	-	-	-
China, - - - -	-	-	-	-	-	-	-	-	-	-	-	-	-
All other countries, - - - -	-	9,713	-	-	-	-	-	-	11,098	-	-	-	-
<b>Total,</b> - - - -	<b>1,347</b>	<b>805,378</b>	<b>333,748</b>	<b>30</b>	<b>5,770</b>	<b>9,422</b>	<b>67,299</b>	<b>10,214</b>	<b>822,375</b>	<b>620,646</b>	<b>1,819,319</b>	<b>10,286</b>	<b>10,808</b>

AGGREGATE OF IMPORTATIONS—Continued.

FROM	ARTICLES PAYING SPECIFIC DUTIES.														
	PAINTS.			Lead and Manufactures of Lead.	Seines.	CORDAGE.		Cables.	Steel.	Hemp.	Twine.	Untarred Yarn.	Glauber Salts.	Coal.	Malt.
	Dry Yellow Ochre.	Spanish Brown.	White and Red Lead.			Tarred.	Untarred.								
	Pounds.							Cwt.					Bushels.		
Russia, - - - -	-	-	-	-	-	589,944	34,806	108,685	-	205,853	2	-	-	-	-
Prussia, - - - -	-	-	-	-	-	24,692	-	-	-	5,409	-	-	-	-	-
Sweden and dependencies, - - - -	-	-	-	3,837	-	51,684	808	3,000	2,599	9,961	-	-	-	-	-
Denmark and do. - - - -	-	-	-	265	-	896	-	-	860	-	-	-	-	-	-
Holland and do. - - - -	-	-	2,132	-	-	-	-	-	-	-	-	-	-	-	-
Great Britain and do. - - - -	55,126	686,417	1,917,778	1,654,201	1,670	19,428	40,443	3,312	5,915	7,167	2,657	-	1	370,387	-
Hamburg, Bremen, &c. - - - -	-	-	-	-	-	-	-	-	-	-	-	-	-	-	-
France and dependencies, - - - -	76,525	-	-	290	-	13,731	1,265	2,337	11	-	16	-	-	-	-
Spain and do. - - - -	-	-	-	170,645	-	8,459	77,759	12,602	5	-	16	2	-	300	-
Portugal and do. - - - -	38,216	-	-	10,464	-	-	-	-	-	-	-	-	-	-	147
Italy and Malta, - - - -	-	-	-	-	-	25,522	-	-	424	-	-	-	-	-	-
Turkey, Levant, and Egypt, - - - -	-	-	-	-	-	-	1,827	-	-	1	-	-	-	-	-
China, - - - -	-	-	18,889	-	-	-	-	-	-	-	-	-	-	-	-
All other countries, - - - -	-	-	-	-	-	-	-	-	-	96	-	-	-	-	-
Total, - - - -	169,867	686,417	1,938,799	1,839,702	1,670	734,356	156,908	129,936	9,814	228,487	2,691	2	1	370,687	147

1813.]

IMPORTS FOR THE YEAR 1811.

AGGREGATE OF IMPORTATIONS—Continued.

FROM	ARTICLES PAYING SPECIFIC DUTIES.														
	FISH.		Glass Black quart Bottles.	WINDOW GLASS.			Cigars.	Lime.	Boots.	SHOES AND SLIPPERS.			CARDS.		
	Dried.	Pickled.		Not above 8 by 10.	Not above 10 by 12.	All above 10 by 12.				Silk.	Kid and Morocco.	All other.	Wool and Cotton.	Playing.	
	Quintals.	Barrels.	Groce.	100 square feet.			M.	Casks.	Pairs.	Pairs.			Dozens.	Packs.	
Russia, - - - -	-	-	-	-	-	-	-	239	-	-	9	133	59	-	-
Prussia, - - - -	-	-	1	-	-	-	-	-	-	-	-	-	-	-	-
Sweden and dependencies, - - - -	-	-	55	1,206	1,046	31	196	-	1	-	-	478	-	-	-
Denmark and do. - - - -	-	-	664	3,505	2,489	1,027	-	-	-	-	58	-	-	-	-
Holland and do. - - - -	-	-	40	-	-	1	-	-	-	-	-	-	-	-	-
Great Britain and do. - - - -	5,620	10,280	11,329	7,048	1,541	1,582	303	5	990	25	5,251	167	50	102	
Hamburg, Bremen, &c. - - - -	-	-	-	-	-	-	-	-	-	11	-	12	-	-	
France and dependencies, - - - -	-	-	779	-	-	-	182	-	56	1,851	858	61	-	72	
Spain and do. - - - -	65	16	78	90	60	-	13,135	-	-	276	-	-	5	12	
Portugal and do. - - - -	-	-	17	-	-	-	31	-	30	282	23	-	-	-	
Italy and Malta, - - - -	-	-	-	-	-	-	-	-	-	-	-	-	-	-	
Turkey, Levant, and Egypt, - - - -	-	-	2	-	-	-	-	-	-	10	-	5	-	-	
China, - - - -	-	-	-	-	-	-	-	-	-	1,106	425	-	-	-	
All other countries, - - - -	-	-	-	-	-	-	90	-	-	-	4	-	-	-	
Total, - - - -	5,685	10,296	12,965	11,849	5,136	2,641	13,937	5	1,316	3,628	7,172	304	55	186	

TREASURY DEPARTMENT, Register's Office, January 4, 1813.

JOSEPH NOURSE, Register.

12th CONGRESS.]

No. 177.

[2d SESSION.

## NATURALIZED SEAMEN REGISTERED.

COMMUNICATED TO THE SENATE, JANUARY 11, 1813.

Agreeably to a resolution of the Senate, of the 30th day of the last month, the Secretary of State respectfully reports the following statement, which contains all the information in this Department, called for by the Senate, of the number of persons born in foreign countries who have been legally naturalized in the United States, and registered annually as American seamen, according to returns from the custom houses, under the act of the 28th of May, 1796, relative to American seamen.

From these returns it appears that there have been registered at the different custom houses in the United States, of this description of citizens, the following numbers of seamen, distinguished by the several years when they were so registered, viz:

For the year 1796,	-	-	-	66	Additional for the year 1802,	-	-	-	2
Additional for the same year,	-	-	-	4	For the year 1803,	-	-	-	124
For the year 1797,	-	-	-	150	Additional for the same year,	-	-	-	16
Additional for the same year,	-	-	-	15	For the year 1804,	-	-	-	100
For the year 1798,	-	-	-	82	Additional for the same year,	-	-	-	24
Additional for the same year,	-	-	-	29	For the year 1805,	-	-	-	68
For the year 1799,	-	-	-	80	For 1806,	-	-	-	70
Additional for the same year,	-	-	-	15	For 1807,	-	-	-	71
For the year 1800,	-	-	-	47	For 1808,	-	-	-	55
Additional for the same year,	-	-	-	7	For 1809,	-	-	-	214
For the year 1801,	-	-	-	34	For 1810,	-	-	-	147
Additional for the same year,	-	-	-	14	For 1811,	-	-	-	39
For the year 1802,	-	-	-	24	For 1812,	-	-	-	33

1530.

The additional returns from 1796 to 1804, inclusively, were received from one of the principal custom houses in the United States, since the date of the last report to the Senate, and those for 1811 and 1812, above stated, are not complete.

Respectfully submitted.

JAMES MONROE.

DEPARTMENT OF STATE, *January 6th*, 1813.

12th CONGRESS.]

No. 178.

[2d SESSION.

## EXPORTS TO SPAIN FOR THE YEAR ENDING SEPTEMBER 30, 1812.

COMMUNICATED TO THE SENATE, FEBRUARY 5, 1813.

TREASURY DEPARTMENT, *February 3d*, 1813.

SIR:

I have the honor to transmit a statement of the exports to the dominions of Spain, for the year ending on the 30th day of September, 1812, prepared in conformity with the resolution of the Senate of the 30th January last.

I have the honor to be, with great respect, sir, your obedient servant,

ALBERT GALLATIN.

The Honorable the PRESIDENT of the Senate.

*A Statement of the Specific Articles, the produce and manufacture of the United States, exported to the dominions of Spain, for the year ending on the 30th day of September, 1812.*

SPECIES OF MERCHANDISE.	Spanish Euro- pean ports on the Atlantic.	Spanish Euro- pean ports on the Mediter- ranean.	Teneriffe and the other Can- aries.	Manilla and Philippine Isl- ands.	Floridas.	Honduras, Cam- peachy, and Musquito Shore.	Spanish West Indies and American Co- lonies.	Total.
Fish, dried or smoked,	quintals, 6,410	30	1,578		59	117	30,916	39,110
Pickled,	barrels, 11		90			37	5,827	5,965
Ditto,	kegs, 258		100				218	576
Oil, spermaceti,	gallons, 10,962		4,611				11,817	27,390
Whale, and other fish,	ditto, 610		614			63	57,367	58,654
Spermaceti candles,	pounds, 166		449			3	1,253	1,871
Wood, staves and heading,	ditto,				18	52	2,964	3,034
Shingles,	ditto,		17				727	727
Hoops and poles,	ditto, 135	123	238		36	140	22,990	23,963
Boards and plank,	ditto,						336	340
Hewn timber,	tons, 4						5,004	5,064
Lumber of all kinds,	dollars, 60						438	761
Masts and spars,	ditto, 323						34,204	34,229
All manufactures of,	ditto,			175	158	15	7,013	11,363
Naval stores, tar,	barrels, 3,515	360	126				1,087	2,109
Pitch,	ditto, 916	100	6				3,314	3,795
Rosin,	ditto, 464		12			5	104	540
Turpentine,	ditto, 178		258				4,671	4,671
Skins and furs,	dollars,			278	52		4,651	18,162
Beef,	barrels, 12,848	17	301		211	15	3,735	9,015
Pork,	ditto, 4,458	254	226		6,110	5,400	356,084	413,965
Hams and bacon,	ditto, 21,840		11,635	12,896			2,840	2,840
Tallow,	pounds, 48,694	1,300	24,168	1,408	4,745	4,315	475,245	559,955
Butter,	ditto, 15,188		5,104		2,575	1,500	215,469	239,836
Cheese,	ditto, 81,987		22,567		15,020	4,227	928,851	1,052,652
Lard,	No. of,						17	17
Horned cattle,	ditto,						56	56
Horses,	ditto,					50	216	266
Sheep,	ditto,						45	45
Hogs,	ditto,					17	50	67
Poultry,	dozens,							8,865
Wheat,	bushels, 8,865							262,961
Indian Corn,	ditto, 154,528	4,996	84,870		2,350	214	16,023	1,890
Rye,	ditto, 1,890						388	5,322
Oats,	ditto, 4,800		134					2,560
Barley,	ditto, 2,560				30		2,608	8,606
Beans,	ditto, 4,671		1,297				1,146	4,700
Peas,	ditto, 3,458		96				15,798	16,751
Potatoes,	ditto, 167		60		377	349	1,422	1,526
Apples,	barrels,		2		58	34	119,440	529,214
Flour,	ditto, 380,218	1,508	17,330	64	5,272	5,382	945	19,074
Meal, rye,	ditto, 13,521		4,608				6,099	15,724
Indian,	ditto, 8,252		1,373				9,679	18,626
Biscuit or ship bread,	ditto, 3,150		485	208	224	4,880	3,784	4,562
Ditto,	kegs, 421		307			50		



## STATEMENT—Continued.

SPECIES OF MERCHANDISE.	Spanish Euro-	Spanish Euro-	Teneriffe, and	Manilla, and	Floridas.	Honduras, Cam- peachy, and Musquito shore.	Spanish West Indies and American Co- lonies.	Total.
	pean ports on the Atlantic.	pean ports on the Mediter- ranean.	the other Ca- naries.	Philippine Isl- ands.				
Rice, . . . . .	16,005	195	465	-	414	18	4,679	21,776
Cotton, Sea Island, . . . . .	-	-	-	-	52,500	-	10,500	53,000
Other, . . . . .	-	-	-	-	9,000	-	79,117	88,117
Tobacco, . . . . .	1,255	-	66	-	203	54	594	2,172
Flax, . . . . .	-	-	400	-	-	-	-	400
Hops, . . . . .	-	-	-	-	-	-	294	294
Mustard, . . . . .	-	-	-	-	-	-	12	12
Wax, . . . . .	4,190	-	9,778	-	-	-	1,353	15,321
Household furniture, . . . . .	-	-	254	-	26	-	27,309	27,589
Coaches, and other carriages, . . . . .	-	-	-	-	-	-	680	680
Hats, . . . . .	-	-	-	-	104	-	23,563	23,667
Saddlery, . . . . .	-	-	112	-	120	-	1,998	2,230
Beer, porter, and cider, in casks, . . . . .	-	-	-	-	100	-	1,962	2,212
Bottled, . . . . .	-	-	-	-	-	150	6,493	6,553
Boots, . . . . .	-	-	-	-	-	60	1,025	1,025
Shoes, leather, . . . . .	-	-	407	-	1,331	-	6,156	7,894
Candles, tallow, . . . . .	-	-	34,925	-	9,020	2,239	215,257	280,448
Soap, . . . . .	19,007	-	43,790	-	16,820	6,783	687,760	755,153
Tobacco, manufactured, . . . . .	-	-	-	-	-	1,650	84,723	99,270
Leather, . . . . .	12,897	20,100	-	-	-	-	104,245	124,345
Lead, . . . . .	-	-	-	-	1,070	2,000	44,319	47,389
Maple sugar, . . . . .	-	-	-	-	21,250	-	1,600	22,850
Bricks, . . . . .	-	-	-	-	8	-	30	38
Spirits from grain, . . . . .	9,883	2,000	548	8,090	7,760	616	72,346	101,243
Linseed oil, . . . . .	400	-	325	-	-	-	2,044	2,769
Spirits of turpentine, . . . . .	-	-	-	-	-	60	404	464
Canvass and sail cloth, . . . . .	-	-	-	-	-	-	12	12
Cables and cordage, . . . . .	576	-	137	171	28	122	4,781	5,815
Iron, bar, . . . . .	-	-	2	-	-	-	14	16
Nails, . . . . .	-	-	-	-	120	-	43,095	43,215
Castings, . . . . .	-	-	-	-	-	-	600	600
All manufactures of iron, or iron and steel, . . . . .	-	-	700	-	48	-	17,800	18,948
Spirits, from Molasses, . . . . .	10,544	-	1,850	-	700	-	4,415	17,509
Sugar, refined, . . . . .	4,220	-	-	-	-	-	-	4,220
Chocolate, . . . . .	-	-	500	-	-	-	550	1,050
Gunpowder, . . . . .	-	-	375	-	-	-	60,000	60,375
Copper or brass, and copper manufactured, . . . . .	-	-	-	-	-	-	1,212	1,212
Medicinal drugs, . . . . .	-	-	-	-	-	-	11	11
Merchandise, and all articles not enumerated: Manufactured, . . . . .	1,048	1,400	841	13,000	3,047	382	96,410	116,128
Raw produce, . . . . .	-	-	16	3,540	744	131	54,165	58,596
Value in dollars, . . . . .	4,527,452	40,302	351,965	30,750	97,703	58,202	2,640,502	7,746,876

TREASURY DEPARTMENT, Register's Office, February 3, 1813.

JOSEPH NOURSE, Register.

12th CONGRESS.]

No. 179.

[2d SESSION

## TONNAGE FOR THE YEAR 1811.

COMMUNICATED TO THE HOUSE OF REPRESENTATIVES, FEBRUARY 8, 1813.

TREASURY DEPARTMENT, February 6th, 1813.

SIR:

I have the honor to transmit the annual statement of the district tonnage of the United States, on the 31st of December, 1811, together with an explanatory letter of the Register of the Treasury.

I have the honor to be, very respectfully, sir, your obedient servant,

ALBERT GALLATIN.

The Hon. the SPEAKER of the House of Representatives.

TREASURY DEPARTMENT, Register's Office, February 5, 1813.

SIR:

I have the honor to transmit the annual statement, to 31st December, 1809, of the district tonnage of the United States.

	Tons. 95ths.
The registered tonnage, as corrected in this office for the year 1811, is stated at	768,852.21
The enrolled and licensed at	420,362.30
The fishing vessels at	43,237.83
Amounting to	<u>1,232,502.39</u>

The tonnage on which duties were collected, during the same year, amounted as follows:

Registered tonnage, paying duty on each voyage,	921,750.73
Enrolled and licensed tonnage employed in the coasting trade, paying an annual duty,	324,946.79
Fishing vessels the same,	37,588.07
	1,284,285.64

NOTE.—Duties were also paid on tonnage owned by citizens of the United States, engaged in foreign trade, not registered,

Ditto coasting ditto	26,495.86
	204.81
	<u>26,700.72</u>

Total amount of tonnage on which duties were collected, 1,310,986.41

The registered tonnage being corrected for the year 1811, according to the mode prescribed for the government of the collectors of the several districts, as stated in the communication made to Congress, the 27th February, 1802, and in conformity with the intimation contained in the Register's letter, of 7th December, 1811, (with the exception of some of the smaller districts, from which the corrected lists could not be obtained in time,) may be considered nearly the true amount of that description of tonnage,

The enrolled and licensed tonnage is stated at the amount upon which the annual duty was collected in 1811, on that description of tonnage, as being the most correct, and may be considered nearly the true amount,	768,852.21
The fishing vessels the same,	324,946.79
	37,588.07
Amounting to	<u>1,131,387.12</u>

Of the registered tonnage, amounting, as before stated, to 768,852.21, it has been ascertained that there were engaged in the whale fishery,

Enrolled and licensed tonnage, also in the whale fishery,	5,245.21
	54.17
Amounting to	<u>5,299.38</u>

It appears by the collectors' abstracts, that 146,691.82 tons new vessels were built during the year 1811, of which 108,395.72 tons were registered, and 38,296.10 tons were enrolled.

I have the honor to be, very respectfully, sir, your most obedient humble servant,

ALBERT GALLATIN, Esquire,

Secretary of the Treasury of the United States.

JOSEPH NOURSE, Register.

Abstract of the Tonnage of the Shipping of the several Districts of the United States, on the last day of December, 1811.

DISTRICTS.	Registered.		Enrolled and Licensed.		Licensed under 20 tons.		Aggregate Tonnage of each District.	Proportions of the Enrolled and Licensed Tonnage employed in the		
	Permanent.	Temporary.	Permanent.	Temporary.	Coasting Trade.	Cod Fishery.		Coasting Trade.	Whale Fishery.	Cod Fishery.
Portsmouth, <i>New Hampshire</i> ,	25,052.29	917.56	3,371.03	168.26	145.61	350.76	30,005.61	2,246.91	-	1,292.33
Newburyport, <i>Massachusetts</i> ,	17,359.12	489.42	5,983.42	-	46.10	143.10	24,021.21	3,921.09	-	2,062.33
Gloucester,	2,659.25	341.63	3,209.25	197.28	273.43	2,492.41	9,173.35	1,698.68	-	1,707.80
Salem,	23,894.39	782.62	7,485.80	-	32.94	73.74	32,269.64	6,261.45	-	1,224.35
Ipswich,	168.79	-	797.22	21.12	46.84	139.05	1,173.12	377.48	-	440.81
Marblehead,	5,047.93	200.10	19,915.39	193.33	-	183.23	16,540.08	6,979.78	-	4,128.89
Boston,	81,615.35	12,188.27	20,215.82	4,057.13	476.50	748.18	119,301.35	20,628.88	-	3,644.07
Plymouth,	8,891.40	141.88	8,775.59	-	15.03	126.23	17,950.23	5,036.78	-	3,738.76
Barnstable,	951.35	-	14,869.68	-	377.07	279.17	16,477.32	5,197.87	-	9,671.76
Nantucket,	12,482.29	78.03	3,881.88	179.48	84.13	-	16,705.86	3,784.37	54.17	222.82
Edgartown,	-	-	727.72	32.66	52.87	-	813.35	462.65	-	297.73
New Bedford,	16,530.78	104.43	7,539.51	94.74	93.88	-	24,363.49	6,974.75	-	659.50
Dighton,	1,708.65	373.71	4,720.37	26.32	73.05	-	6,902.30	4,746.69	-	-
York,	749.94	-	1,696.55	70.50	112.40	112.82	2,742.36	1,504.32	-	262.73
Kennebunk,	10,001.47	704.52	383.15	-	11.86	104.43	11,205.53	305.31	-	77.79
Saco,	4,789.19	-	1,601.85	-	-	69.88	6,461.02	1,440.45	-	161.40
Portland,	23,667.09	2,030.27	10,234.03	100.69	556.30	775.38	37,363.81	9,960.53	-	374.19
Bath,	18,654.01	696.18	3,591.47	-	106.84	254.57	23,303.17	3,514.11	-	77.36
Wiscasset,	12,321.41	735.65	3,164.84	-	29.25	731.91	16,983.21	2,698.52	-	466.32
Waldoborough,	4,359.94	343.37	11,401.53	-	166.49	832.69	17,104.17	11,229.74	-	171.74
Penobscot,	5,748.13	553.30	8,326.39	-	336.50	707.46	15,671.83	7,785.31	-	541.08
Frenchman's Bay,	98.18	355.04	3,620.70	-	372.66	210.07	4,656.70	3,451.23	-	169.47
Machias,	-	-	1,279.08	-	93.09	60.94	1,433.16	1,151.26	-	127.77
Passamaquoddy,	451.80	976.21	463.22	816.54	26.88	66.83	2,801.63	1,142.28	-	137.48
Vermont,	551.47	-	-	-	-	-	551.47	-	-	-
Newport, <i>Rhode Island</i> ,	9,465.40	3,025.45	2,982.84	27.21	236.01	19.59	15,756.60	2,676.74	-	333.31
Bristol,	6,338.46	51.15	966.49	27.62	33.32	-	7,417.14	994.16	-	-
Providence,	11,314.78	60.10	3,199.06	-	16.43	-	14,590.42	3,199.06	-	-
New London, <i>Connecticut</i> ,	4,278.11	632.86	6,173.82	-	291.07	361.48	11,737.44	4,384.33	-	1,789.49
Middletown,	14,370.72	269.51	6,706.93	-	665.00	-	22,012.26	6,706.93	-	-
New Haven,	6,304.73	92.39	3,482.70	99.84	249.91	-	10,229.72	3,385.88	-	196.66
Fairfield,	154.18	-	6,052.09	-	143.04	-	6,749.31	6,052.09	-	-
Lake Champlain, <i>New York</i> ,	218.90	-	-	-	-	-	218.90	-	-	-
Hudson,	556.60	-	1,929.77	-	81.54	-	2,568.01	1,929.77	-	-
New York,	144,225.89	15,285.51	84,418.63	-	3,963.41	-	247,893.54	84,418.63	-	-
Sagg Harbor,	661.85	86.79	3,072.64	-	170.20	28.29	4,019.87	2,690.43	-	382.21

ABSTRACT—Continued.

DISTRICTS.	Registered.		Enrolled and Licensed.		Licensed under 20 tons.		Aggregate Tonnage of each District.	Proportions of the Enrolled and Licensed Tonnage employed in the		
	Permanent.	Temporary.	Permanent.	Temporary.	Coasting Trade.	Cod Fishery.		Coasting Trade.	Whale Fishery.	Cod Fishery.
	Tons. 95ths.	Tons. 95ths.	Tons. 95ths.	Tons. 95ths.	Tons. 95ths.	Tons. 95ths.		Tons. 95ths.	Tons. 95ths.	Tons. 95ths.
Perth Amboy, <i>New Jersey</i> ,	1,521.53	12,361.92	6,850.50	-	663.94	-	21,398.04	6,850.50	-	-
Little Egg Harbor,	-	-	1,857.59	-	51.54	-	1,909.18	1,857.59	-	-
Burlington,	-	-	1,337.51	26.22	228.92	-	1,592.70	1,363.73	-	-
Bridgetown,	260.57	-	10,280.73	148.40	1,655.10	-	12,344.85	10,429.18	-	-
Great Egg Harbor,	-	-	3,976.54	-	-	-	3,976.54	3,976.54	-	-
Philadelphia, <i>Pennsylvania</i> ,	72,417.70	5,926.59	14,146.49	1,267.24	1,749.77	-	95,507.89	15,413.73	-	-
Presque Isle,	173.72	-	-	-	-	-	173.72	-	-	-
Wilmington, <i>Delaware</i> ,	177.41	79.00	6,740.54	79.10	645.23	-	7,721.33	6,819.64	-	-
Baltimore, <i>Maryland</i> ,	61,420.45	5,328.13	13,280.20	-	2,270.15	-	82,298.93	13,280.20	-	-
Chester,	-	-	1,551.87	-	112.87	-	1,664.79	1,551.87	-	-
Oxford,	103.46	-	10,790.79	-	1,712.28	-	12,606.58	10,790.79	-	-
Vienna,	927.82	120.57	10,541.80	-	1,945.40	-	13,535.69	10,541.80	-	-
Havre de Grace,	-	-	1,551.43	-	119.88	-	1,671.36	1,551.43	-	-
Snow Hill,	557.32	-	4,796.86	633.31	674.01	-	6,661.55	5,430.22	-	-
Annapolis,	-	-	1,696.00	-	414.00	-	2,110.00	1,696.00	-	-
Nottingham,	-	-	1,484.45	-	32.58	-	1,517.08	1,484.45	-	-
St. Mary's,	-	-	2,159.63	-	237.11	-	2,396.74	2,159.63	-	-
Georgetown, <i>Columbia</i> ,	1,657.40	146.02	2,287.55	-	566.32	-	4,657.34	2,287.55	-	-
Alexandria,	3,570.52	637.38	3,264.62	121.40	792.36	-	10,186.38	3,386.07	-	-
Hampton, <i>Virginia</i> ,	-	-	599.81	-	216.72	-	816.58	599.81	-	-
Norfolk,	14,905.93	5,514.81	7,898.19	2,281.15	2,476.28	-	33,076.46	10,179.34	-	-
Petersburgh,	1,932.17	266.00	3,019.37	197.73	498.67	-	5,914.04	3,217.15	-	-
Richmond,	1,948.47	976.45	3,397.46	581.93	49.15	-	6,953.56	3,979.44	-	-
York Town,	-	-	3,488.23	-	305.63	-	3,793.86	3,488.23	-	-
East River,	334.51	100.30	1,175.69	-	258.27	-	1,868.82	1,175.69	-	-
Tappahannock,	598.59	357.35	4,694.26	386.50	790.44	-	6,827.24	5,080.76	-	-
Yeocomico,	-	-	1,411.48	-	439.50	-	1,851.03	1,411.48	-	-
Dumfries,	-	102.39	1,120.27	-	339.68	-	1,562.39	1,120.27	-	-
Folly Landing,	1,295.76	-	1,521.54	-	1,333.48	-	4,150.83	1,521.54	-	-
Cherrystone,	320.73	-	721.81	-	292.77	-	1,535.41	721.81	-	-
South Quay,	90.90	-	34.80	-	41.27	-	167.07	34.80	-	-
Kentucky,	-	100.74	-	-	-	-	100.74	-	-	-
Wilmington, <i>North Carolina</i> ,	2,865.03	1,660.31	393.01	249.24	201.13	-	5,368.72	642.25	-	-
Newbern,	2,881.66	293.24	1,782.87	-	257.82	-	5,215.69	1,782.87	-	-
Washington,	1,765.34	273.15	1,166.13	69.60	380.23	-	3,654.50	1,235.73	-	-
Edenton,	2,833.07	1,538.87	3,789.83	51.57	882.32	-	9,095.76	3,841.45	-	-

ABSTRACT—Continued.

DISTRICTS.	Registered.		Enrolled and Licensed.		Licensed under 20 tons.		Aggregate Tonnage of each District.	Proportions of the Enrolled and Licensed Tonnage employed in the		
	Permanent.	Temporary.	Permanent.	Temporary.	Coasting Trade.	Cod Fishery.		Coasting Trade.	Whale Fishery.	Cod Fishery.
	Tons. 95ths.	Tons. 95ths.	Tons. 95ths.	Tons. 95ths.	Tons. 95ths.	Tons. 95ths.		Tons. 95ths.	Tons. 95ths.	Tons. 95ths.
Camden, - - - - -	1,201.88	846.07	2,027.75	-	813.32	-	4,889.12	2,027.75	-	-
Beaufort, - - - - -	202.29	159.60	238.55	-	308.46	-	909.00	238.55	-	-
Georgetown, <i>South Carolina</i> , - - - - -	229.78	456.02	812.56	129.40	-	-	1,627.81	942.01	-	-
Charleston, - - - - -	15,718.90	2,985.43	9,039.63	764.56	106.75	-	28,615.42	9,804.24	-	-
Beaufort, - - - - -	-	-	241.56	-	-	-	241.56	241.56	-	-
Savannah, <i>Georgia</i> , - - - - -	267.27	2,217.02	260.20	62.00	6.17	-	2,812.66	322.20	-	-
Sunbury, - - - - -	412.10	-	-	-	-	-	412.10	-	-	-
Brunswick, - - - - -	30.80	85.27	464.27	80.80	96.04	-	757.28	545.12	-	-
St. Mary's, - - - - -	271.35	1,477.84	57.04	85.47	15.48	-	1,907.28	142.51	-	-
Hardwick, - - - - -	-	-	-	-	-	-	-	-	-	-
Marietta, - - - - -	-	-	-	-	-	-	-	-	-	-
Natchez, - - - - -	-	-	-	-	-	-	-	-	-	-
Mississippi, - - - - -	8,128.88	3,585.02	1,024.51	-	482.37	-	13,220.83	1,024.51	-	-
Oswego, - - - - -	79.28	55.58	100.16	-	-	-	235.07	100.16	-	-
Genesee, - - - - -	64.69	76.93	-	-	-	-	141.67	-	-	-
Mobile, - - - - -	-	-	-	-	28.62	-	28.62	-	-	-
Ocracock, - - - - -	-	-	499.87	-	-	-	499.87	499.87	-	-
Plymouth, - - - - -	434.73	159.36	526.17	-	30.22	-	1,150.53	526.17	-	-
Total, - - - - -	679,447.70	89,404.46	407,344.68	13,329.09	34,103.55	8,872.76	1,232,502.39	386,258.70	54.17	34,360.85

1913.]

TONNAGE FOR THE YEAR 1911.

*Recapitulation of the Tonnage of the United States for the year 1811.*

	Tons. 95ths.	Tons. 95ths.	Tons. 95ths.
The aggregate amount of the tonnage of the several districts of the United States, on the 31st December, 1811, is stated at	-	-	1,232,502.39
Whereof: Permanent registered tonnage,	679,447.70		
Temporary do. do.	89,404.46		
Total registered tonnage,	-	768,852.21	
Permanent enrolled and licensed tonnage,	407,344.68		
Temporary do. do. do.	13,329.09		
Total enrolled and licensed tonnage,	-	(a)420,673.77	
Licensed vessels under twenty tons, viz:			
Employed in the coasting trade,	34,103.55		
Ditto in the cod fishery,	8,872.76		
		42,976.36	
As above, - - - - -	-	-	1,232,502.39
(a) Of the enrolled and licensed tonnage there was employed in the coasting trade, - - - - -	386,258.70		
Do. do. do. in the whale fishery,	54.17		
Do. do. do. in the cod fishery,	34,360.85		
As above, - - - - -	-	420,673.77	

TREASURY DEPARTMENT, *Register's Office, February 5, 1813.*

I do hereby certify that the foregoing statement is a true extract made from the quarterly abstracts of tonnage rendered by the collectors of the several districts of the United States, for the year 1811.

JOSEPH NOURSE, *Register.*

12th CONGRESS.]

No. 180.

[2d SESSION.

EXPORTS FOR THE YEAR ENDING SEPTEMBER 30, 1812.

COMMUNICATED TO THE HOUSE OF REPRESENTATIVES, FEBRUARY 16, 1813.

TREASURY DEPARTMENT, *February 11th, 1813.*

SIR:

I have the honor to transmit a statement of the exports of the United States, during the year ending on the 30th day of September, 1812, amounting, in articles of domestic produce and manufacture, to - \$30,032,109

And in articles of foreign produce and manufacture, to - 8,495,127

\$38,527,236

*Which articles appear to have been exported to the following countries, viz:*

	Domestic.	Foreign.
To the dominions of Spain and Portugal, - - - - -	\$16,743,046	\$1,944,324
Great Britain, - - - - -	9,887,450	704,382
France, Italy, and Holland, - - - - -	573,478	2,570,012
To all other countries, or not distinctly stated, - - - - -	2,828,135	3,276,409
	<u>\$30,032,109</u>	<u>8,495,127</u>

I have the honor to be, with great respect, sir, your obedient servant,

ALBERT GALLATIN.

The Honorable the SPEAKER of the House of Representatives.

Statement of Exports, the produce and manufacture of the United States, commencing the 1st of October, 1811, and ending the 30th of September, 1812.

SPECIES OF MERCHANDISE.	Quantity or Value.	SPECIES OF MERCHANDISE.	Quantity or Value.
Fish, dried or smoked, - - quintals,	169,019	Biscuit or Ship Bread, - - kegs,	12,526
Pickled, - - - - barrels,	23,609	Rice, - - - - - tierces,	77,190
Ditto, - - - - kegs,	3,143	Indigo, - - - - - pounds,	3,733
Oil, Spermaceti, - - - gallons,	63,216	Cotton, Sea Island, - - - do.	4,367,806
Whale and other Fish, - - do.	106,369	other, - - - - - do.	24,519,571
Whalebone, - - - - pounds,	8,128	Tobacco, - - - - - hhds.	26,094
Spermaceti Candles, - - do.	155,867	Flaxseed, - - - - - bushels,	325,022
Wood, Staves, and Heading, - M.	18,285	Flax, - - - - - pounds,	19,592
Shingles, - - - - - do.	30,327	Hops, - - - - - do.	55,313
Hoops and Poles, - - - do.	2,392	Mustard, - - - - - do.	12
Boards and Plank, - - - do.	56,565	Wax, - - - - - do.	68,212
Hewn Timber, - - - tons,	42,442	Household Furniture, - - - dollars,	43,248
Lumber of all kinds, - - - dollars,	115,003	Coaches and other Carriages, - - do.	2,210
Masts and Spars, - - - do.	10,971	Hats, - - - - - do.	27,572
Oak Bark and other Dye, - - do.	106,688	Saddlery, - - - - - do.	3,794
All manufactures of - - - do.	109,335	Beer, Porter, and Cider, in casks, gallons,	35,116
Naval Stores, Tar, - - - barrels,	87,937	in bottles, dozens,	7,155
Pitch, - - - - - do.	9,615	Shoes, Leather, - - - pairs,	20,775
Rosin, - - - - - do.	8,564	Candles, Tallow, - - - pounds,	534,265
Turpentine, - - - - - do.	57,266	Wax, - - - - - do.	433
Ashes, Pot, - - - - - tons,	2,477	Soap, - - - - - do.	1,356,227
Pearl, - - - - - do.	626	Snuff, - - - - - do.	3,360
Skins and Furs, - - - - - dollars,	122,638	Tobacco, manufactured, - - - do.	583,258
Ginseng, - - - - - pounds,	33,129	Leather, - - - - - do.	233,811
Beef, - - - - - barrels,	42,757	Lead, - - - - - do.	74,875
Pork, - - - - - do.	22,746	Maple Sugar, - - - - - do.	131,921
Hams and Bacon, - - - - - pounds,	729,398	Bricks, - - - - - M.	114
Tallow, - - - - - do.	16,140	Spirits from grain, - - - - - gallons,	294,230
Butter, - - - - - do.	1,614,112	Linseed Oil, - - - - - do.	9,603
Cheese, - - - - - do.	707,787	Spirits of Turpentine, - - - - - do.	21,960
Lard, - - - - - do.	1,616,417	Canvass and Sail Cloth, - - - - - pieces,	12
Horned Cattle, - - - - - number of	4,713	Cables and Cordage, - - - - - cwt.	18,557
Horses, - - - - - do.	2,115	Boots, - - - - - pairs,	1,982
Mules, - - - - - do.	6	Iron, Bar, - - - - - tons,	63
Sheep, - - - - - do.	3,572	Nails, - - - - - pounds,	82,785
Hogs, - - - - - do.	2,380	Castings, - - - - - dollars,	1,750
Poultry, - - - - - dozens,	1,305	All manufactures of iron, or	
Wheat, - - - - - bushels,	53,832	iron and steel, - - - - - do.	36,316
Indian Corn, - - - - - do.	2,039,999	Spirits from molasses, - - - - - gallons,	208,985
Rye, - - - - - do.	82,705	Sugar refined, - - - - - pounds,	10,769
Oats, - - - - - do.	48,469	Chocolate, - - - - - do.	4,900
Barley, - - - - - do.	49,707	Gunpowder, - - - - - do.	92,875
Beans, - - - - - do.	34,656	Copper or Brass, and Copper ma-	
Peas, - - - - - do.	43,210	nufactured, - - - - - dollars,	2,644
Potatoes, - - - - - do.	50,838	Medicinal drugs, - - - - - do.	11,604
Apples, - - - - - barrels,	2,212	Merchandise, and all articles not	
Flour, - - - - - do.	1,443,492	enumerated, manufactured, - - - do.	300,026
Meal, Rye, - - - - - do.	69,839	Raw produce, - - - - - do.	186,517
Indian, - - - - - do.	90,810		
Ship Stuff, - - - - - cwt.	415	Total value of the foregoing state-	
Biscuit or Ship Bread, - - - barrels,	46,344	ment, - - - - - Dollars,	30,032,109

Statement of Exports, the produce and manufacture of foreign countries, commencing the 1st of October, 1811, and ending the 30th of September, 1812.

SPECIES OF MERCHANDISE.	Quantity or Value.		
	Entitled to Drawback.	Not entitled to Drawback.	Total.
Value of goods free of duty, - - - - - dollars,	-	586,180	586,180
at 15 per cent. - - - - - do.	1,506,337	707,977	2,214,314
at 17½ do. - - - - - do.	120,836	174,926	295,762
at 22½ do. - - - - - do.	2,949	5,997	8,946
Wines, Malmsey Madeira and London particular, - - - gallons,	3,855	2,255	6,110
All other Madeira, - - - - - do.	6,039	3,250	9,289
Claret, &c. in bottles or cases, - - - - - do.	23,496	3,493	26,989
Lisbon, Oporto, &c. - - - - - do.	18,319	16	18,335
Teneriffe, Fayal, &c. - - - - - do.	32,735	596	33,331
All other, - - - - - do.	180,144	29,496	209,640
Spirits, from grain, - - - - - do.	2,544	7,474	10,018
other materials, - - - - - do.	22,032	5,845	27,877

## STATEMENT OF EXPORTS—Continued.

SPECIES OF MERCHANDISE.	Quantity or Value.		
	Entitled to Drawback.	Not entitled to Drawback.	Total.
Molasses, - - - - -	gallons, 4,930	3,071	8,001
Teas, Bohea, - - - - -	pounds, 25,269	59	25,320
Souchong, and other black,	do. 389,938	5,569	395,507
Hyson, Imperial, &c.	do. 11,223	46,602	57,825
Other green, - - - - -	do. 37,054	3,548	40,602
Coffee, - - - - -	do. 9,185,303	888,419	10,073,722
Cocoa, - - - - -	do. 668,793	83,355	752,148
Sugar, Brown, - - - - -	do. 3,003,682	229,633	3,233,315
White, clayed, or powdered,	do. 9,129,190	1,564,772	10,693,962
Almonds, - - - - -	do. 20,727	26,947	47,674
Fruits, Currants, - - - - -	do. 1,244	-	1,244
Figs, - - - - -	do. 8,914	7,698	16,612
Raisins, in jars and boxes,	do. 21,398	3,993	25,391
all other, - - - - -	do. 16,770	417	17,187
Candles, Tallow, - - - - -	do. 5,579	2,562	8,141
Wax or Spermaceti,	do. 1,729	-	1,729
Soap, - - - - -	do. 277,023	5,719	282,742
Spices, Mace, - - - - -	do. 6,164	348	6,512
Nutmegs, - - - - -	do. 34,439	701	35,140
Cinnamon, - - - - -	do. 29,360	3,323	32,683
Cloves, - - - - -	do. 64,751	20,172	84,923
Pepper, - - - - -	do. 2,394,462	126,541	2,521,003
Pimento, - - - - -	do. 46,682	22,287	68,969
Chinese Cassia, - - - - -	do. 104,544	46,391	150,935
Indigo, - - - - -	do. 203,098	30,226	233,324
Cotton, - - - - -	do. 65,167	-	65,167
Starch, - - - - -	do. 30	-	30
Iron, Slit and Hoop, - - - - -	do. 18,128	21,535	39,663
Nails, - - - - -	do. 20,596	1,849	22,445
Paints, Spanish Brown, - - - - -	do. 13,478	4,522	18,000
White and Red Lead, - - - - -	do. -	300	300
Lead, and manufactures of Lead,	do. 3,710	1,742	5,452
Tallow, - - - - -	do. 32,263	-	32,263
Cordage, tarred, - - - - -	do. 583,932	144,286	728,218
Untarred, - - - - -	do. 597	-	597
Cables, - - - - -	do. 4,140	-	4,140
Steel, - - - - -	cwt. 338	198	536
Hemp, - - - - -	do. 9,869	1,826	11,695
Salt, weighing 56 pounds or more,	- - - - - bushels, 60	-	60
Fish, pickled, Mackerel, - - - - -	- - - - - barrels, 27	-	27
Glass, Black quart Bottles, - - - - -	- - - - - groce, 158	-	158
Window, not above 8 inches by 10,	- - - - - 100 sq. ft. 5	-	5
Cigars, - - - - -	M. 743	128	871
Boots, - - - - -	pairs, 115	-	115
Shoes and Slippers, Silk, - - - - -	do. 101	-	101
Kid and Morocco, &c. - - - - -	do. 191	331	522
Total value of the foregoing statement, - - - - -	Dollars, 6,352,469	2,142,658	8,495,127



*A Summary of the value and destination of the Exports of the United States, agreeably to the preceding statements.*

WHITHER EXPORTED.	Domestic produce.	Foreign produce.	Total value to the dominions of each Power.
Russia, - - - - -	156,980	1,586,617	1,745,597
Sweden, - - - - -	220,864	729,357	
Swedish West Indies, - - - - -	1,060,500	126,274	2,136,995
Denmark and Norway, - - - - -	70,638	45,746	
Danish West Indies, - - - - -	20,866		137,250
Holland, - - - - -	30,747		30,747
England, Man, and Berwick, - - - - -	4,662,296	37,187	
Scotland, - - - - -	373,053	1,300	
Ireland, - - - - -	947,214	68,718	
Gibraltar, - - - - -	1,117,123	287,370	
British African Ports, - - - - -	14,783		
British East Indies, - - - - -	133,413	170,540	
British West Indies, - - - - -	1,775,037	22,203	
British American Colonies, - - - - -	643,350	17,382	10,270,969
French European ports on the Atlantic, - - - - -	402,803	2,435,218	
*French West Indies and American Colonies, - - - - -	203,889	83,742	
*Bourbon and Mauritius, - - - - -	17,292	15,940	3,158,884
Spanish European ports on the Atlantic, - - - - -	4,527,452	136,411	
Do. do. do. on the Mediterranean, - - - - -	40,302	4,300	
Teneriffe and the other Canaries, - - - - -	351,965	14,295	
Manilla and Philippine Islands, - - - - -	30,750	28,791	
Floridas, - - - - -	97,703	6,260	
Honduras, Campeachy, and Musquito Shore, - - - - -	58,202	19,279	
Spanish West Indies and American Colonies, - - - - -	2,640,502	1,331,638	9,287,850
Portugal, - - - - -	7,729,997	45,043	
Madeira, - - - - -	700,225	28,428	
Fayal and the other Azores, - - - - -	132,543	6,858	
Cape de Verd Islands, - - - - -	6,423	3,380	
Coast of Brazil and other American Colonies, - - - - -	426,982	319,641	9,399,520
Italy, - - - - -	139,928	134,794	274,722
Turkey, Levant, and Egypt, - - - - -	42,622	387,004	429,626
Morocco and Barbary States, - - - - -	50,902	15,194	66,096
Cape of Good Hope, - - - - -	15,600		15,600
China, - - - - -	101,725	82,802	184,527
Asia, generally, - - - - -	-	500	500
West Indies, generally, - - - - -	921,671	120,894	1,042,565
Europe, generally, - - - - -	74,547	125,514	200,061
Africa, - - - - -	78,267	37,048	115,315
South Seas, - - - - -	-	1,964	1,964
Northwest Coast of America, - - - - -	12,953	17,495	30,448
Total, - - - - - Dollars,	30,032,109	8,495,127	38,527,236

\* Now in the possession of Great Britain.—A. G.

*A Summary of the value of Exports from each State.*

	Domestic.	Foreign.	Total.
New Hampshire, - - - - -	194,372	9,029	203,401
Vermont, - - - - -	131,403	7,244	138,647
Massachusetts, - - - - -	3,935,229	2,648,109	6,583,338
Rhode Island, - - - - -	604,891	150,246	755,137
Connecticut, - - - - -	720,805	-	720,805
New York, - - - - -	6,603,508	2,358,414	8,961,922
New Jersey, - - - - -	4,186	-	4,186
Pennsylvania, - - - - -	4,660,457	1,313,293	5,973,750
Delaware, - - - - -	29,744	-	29,744
Maryland, - - - - -	3,956,093	1,929,886	5,885,979
*District of Columbia, - - - - -	1,593,413	12,996	1,606,409
Virginia, - - - - -	2,983,493	17,619	3,001,112
North Carolina, - - - - -	489,219	-	489,219
South Carolina, - - - - -	2,024,834	11,361	2,036,195
Georgia, - - - - -	1,066,703	-	1,066,703
Territories of the United States,†	1,033,759	36,930	1,070,689
Total, - - - - -	Dollars, 30,032,109	8,495,127	38,527,236

	Domestic.	Foreign.	Total.
*Georgetown, - - - - -	35,740	-	35,740
Alexandria, - - - - -	1,577,673	12,996	1,570,669
Total, - - - - -	Dollars, 1,593,413	12,996	1,606,409

	Domestic.	Foreign.	Total.
† Michigan Territory, - - - - -	5,050	2,061	7,111
Mississippi do. - - - - -	3,107	-	3,107
New Orleans, - - - - -	1,025,602	134,869	1,060,471
Total, - - - - -	Dollars, 1,033,759	36,930	1,070,689

TREASURY DEPARTMENT, Register's Office, February 8th, 1813.

JOSEPH NOURSE, Register.

*A Summary Statement of the value of the Exports of the growth, produce, and manufacture, of the United States, during the year ending the 30th September, 1812.*

THE SEA—\$935,000.			
1. Fisheries.			
Dried fish, or cod fishery, - - - - -	-	592,000	
Pickled fish, or river fishery, herring, shad, salmon, mackerel, - - - - -	-	146,000	
Whale (common) oil and bone, - - - - -	56,000		
Spermaceti oil and candles, - - - - -	141,000		
		197,000	935,000
THE FOREST—\$2,701,000.			
2. Skins and furs, - - - - -	123,000		
Ginseng, - - - - -	10,000		
		133,000	
3. Product of Wood.			
Lumber, (boards, staves, shingles, hoops and poles, hewn timber, masts, &c.) - - - - -	1,638,000		
Oak bark and other dyes, - - - - -	107,000		
Naval stores, (tar, pitch, rosin, turpentine) - - - - -	490,000		
Ashes, pot and pearl, - - - - -	333,000		
		2,568,000	2,701,000
AGRICULTURE—\$24,555,000.			
4. Product of Animals.			
Beef, tallow, hides, (live cattle,) - - - - -	524,000		
Butter and cheese, - - - - -	329,000		
		853,000	
Pork, pickled, bacon, lard, (live hogs) - - - - -	-	604,000	
Horses and mules, - - - - -	191,000		
Sheep, - - - - -	9,000		
		200,000	
5. Vegetable Food.			
Wheat, flour, and biscuit, - - - - -	-	13,687,000	
Indian corn and meal, - - - - -	-	1,939,000	
Rice, - - - - -	-	1,544,000	
All other, (rye, oats, pulse, potatoes, apples, &c.) - - - - -	-	627,000	
			1,657,000
6. Tobacco, - - - - -	-	-	17,797,000
7. Cotton,* - - - - -	-	-	1,514,000
			3,080,000

\* Sea Island cotton valued at twenty cents per pound.

Upland cotton valued at nine cents per pound.

## SUMMARY STATEMENT—Continued.

8. <i>All other Agricultural products.</i>					
Indigo,	-	-	-	5,000	
Flaxseed,	-	-	-	455,000	
Maple Sugar,	-	-	-	13,000	
Hops,	-	-	-	7,000	
Wax,	-	-	-	20,000	
Various items, (poultry, flax, mustard, &c.)	-	-	-	7,000	507,000
MANUFACTURES—\$1,355,000.					
9. <i>Of domestic materials.</i>					
Soap and tallow candles,	.	.	232,000		
Leather, boots, shoes, saddlery,	.	.	83,000		
Hats,	.	.	28,000		
Grain, (spirits, beer, starch,)	.	.	210,000		
Wood, (including furniture, coaches, and other carriages).	.	.	155,000		
Cordage and canvass,	.	.	278,000		
Iron,	.	.	53,000		
Various items, (snuff, silk shoes, wax candles, tobacco, lead, linseed oil, spirits of turpentine, &c.)	.	.	96,000		
Of foreign materials.					
Spirits, of molasses,	.	.	146,000		
Sugar, refined,	.	.	2,000		
Chocolate,	.	.	1,000		
Gunpowder,	.	.	56,000		
Brass and copper,	.	.	3,000		
Medicinal,	.	.	12,000		
UNCERTAIN—\$486,000.					
10. <i>Articles not distinguished in returns.</i>					
Manufactured,	.	.	-	300,000	
Raw produce,	.	.	-	186,000	486,000
Total, Dollars,					30,032,000

*A Statement of the Duties collected on the importation of articles which were afterwards re-exported, without being entitled to drawback.*

SPECIES OF MERCHANDISE.	Amount of duty.		SPECIES OF MERCHANDISE.	Amount of duty.	
	Dollars.	Cts.		Dollars.	Cts.
Goods paying duties ad val. at 12½ per ct.	88,497	13	Candles, tallow,	51	24
15 do.	26,238	90	Soap,	114	38
20 do.	1,199	40	Spices, Mace,	435	00
Wines, Malmsey Madeira and London particular,	1,307	90	Nutmegs,	350	50
All other Madeira,	1,625	00	Cinnamon,	664	60
Claret, &c. in cases or bottles,	1,222	55	Cloves,	4,034	40
Lisbon, Oporto, &c.	4	80	Pepper,	7,592	46
Teneriffe, Fayal, &c.	166	88	Pimento,	891	48
All other,	6,784	08	Chinese Cassia,	1,855	64
Spirits, from grain,	2,615	90	Indigo,	7,556	50
from other materials,	1,870	40	Iron, slit and hoop,	215	35
Molasses,	153	55	Nails,	36	98
Teas, Bohea,	708	00	Paints, Spanish brown,	45	22
Souchong and other black,	1,002	42	White and red Lead,	6	00
Hyson, imperial, &c.	14,912	64	Lead and manufactures of Lead,	17	42
Other green,	709	60	Cordage, tarred,	2,885	72
Coffee,	44,420	95	Steel,	198	00
Cocoa,	1,667	10	Hemp,	1,826	00
Sugar, Brown,	5,740	83	Salt, weighing 56 pounds or more,	12	00
White, clayed, or powdered,	46,943	16	Fish, pickled, Mackerel,	16	20
Almonds,	538	94	Glass, black quart Bottles,	17	40
Fruits, Figs,	153	96	Cigars,	256	00
Raisins, in jars and boxes,	79	86	Shoes, Kid and morocco, &c.	49	65
all other,	6	26	Total,	277,698	35

TREASURY DEPARTMENT, Register's Office, February 8, 1813.

JOSEPH NOURSE, Register.

12th CONGRESS.]

No. 181.

[2d SESSION.]

## NATURALIZED SEAMEN REGISTERED.

COMMUNICATED TO THE SENATE, FEBRUARY 19, 1813.

The Secretary of State, agreeably to a resolution of the Senate, of the 28th January last, requiring a statement of the whole number of seamen annually registered, under the act of the 28th of May, 1796, entitled "An act for the relief and protection of American seamen," distinguishing the number so registered in each year, according to returns made to the Department of State, by collectors of different ports, has the honor to submit the following abstract, from the returns made to this Department, distinguished by the several years when they were so made.

It may be proper to observe, that, from the deficiency of returns, it is to be reasonably inferred that the number of seamen actually enregistered in the United States, during the period embraced by this report, exceeds that now stated, by one-third.

*Abstract of seamen registered in the several custom houses of the United States, according to returns made to the State Department.*

For the three last quarters of the year 1796,	4,849	For the year 1805,	-	-	-	-	10,722
For the year 1797,	9,021	1806,	-	-	-	-	9,900
1798,	7,031	1807,	-	-	-	-	7,937
1799,	6,514	1808,	-	-	-	-	1,121
1800,	3,390	1809,	-	-	-	-	9,170
1801,	6,917	1810,	-	-	-	-	3,668
1802,	891	1811,	-	-	-	-	4,828
1803,	10,724	1812,	-	-	-	-	3,252
1804,	6,822						
							<u>106,757</u>

All which is respectfully submitted.

JAMES MONROE.

DEPARTMENT OF STATE, *February 18th, 1812.*

13th CONGRESS.]

No. 182.

[1st SESSION.]

## PROHIBITION OF EXPORTS.

COMMUNICATED TO THE SENATE, ON THE 20TH OF JULY, 1813.

*To the Senate and House of Representatives of the United States:*

There being sufficient ground to infer that it is the purpose of the enemy to combine with the blockade of our ports, special licences to neutral vessels, or to British vessels in neutral disguises, whereby they may draw from our country the precise kind and quantity of exports essential to their wants, whilst its general commerce remains obstructed—keeping in view also the insidious discrimination between the different ports of the United States; and as such a system, if not counteracted, will have the effect of diminishing very materially the pressure of the war on the enemy, and encouraging a perseverance in it, at the same time that it will leave the general commerce of the United States under all the pressure the enemy can impose; thus subjecting the whole to British regulation in subserviency to British monopoly; I recommend to the consideration of Congress the expediency of an immediate and effectual prohibition of exports, limited to a convenient day in their next session, and removable, in the mean time, in the event of a cessation of the blockade of our ports.

JAMES MADISON.

WASHINGTON, *July 20th, 1813.*

13th CONGRESS.]

No. 183.

[2d SESSION.]

## TONNAGE FOR THE YEAR ENDING SEPTEMBER 30, 1813.

COMMUNICATED TO THE HOUSE OF REPRESENTATIVES, DECEMBER 21, 1813.

D. Sheldon has the honor to enclose to Mr. Lowndes, the statement he desired, in relation to American and foreign tonnage employed in the trade of the United States, from the commencement of the war to the 30th of June last; the accounts for the third quarter of the present year are not received so fully as to enable the treasury to give a similar statement for that quarter.

It will be observed that the tonnage here stated is that on which *duties were paid* in each of the four quarters for which the account is given.

To assist in forming an opinion upon the subject under consideration, (the number of American seamen thrown out of employ by the war, or likely to be thrown out of employ by the embargo) it may be proper to state that the

sum collected for the marine hospital, (being a tax of twenty cents per month on each seaman employed in the merchant service) during the year 1812, was \$42,421. The sum collected during the first six months of the year 1813, was about \$13,500; and for the whole year 1813, will probably not exceed \$24,000. The average for several years before the war, was about \$58,000, but this is exclusive of the years 1808 and 1809, during the whole of one, and part of the other of which years, there was an embargo, and consequent interruption of the navigation of the United States.

The hospital tax certainly was not paid by all the seamen in the American merchant service, as it would give, during the years of prosperous commerce, an average of only from twenty-four to twenty-five thousand seamen constantly employed—a number perfectly incompetent to the navigation of near a million of tons of shipping. But, if no more evasions take place now than then, the proportion will be shown with sufficient accuracy; and it may, therefore, be inferred, that more than one-half of the American seamen have been already driven out of employment, and during the ensuing year it may with safety be estimated that not one-fifth part of the number will be left in service.

DECEMBER 21, 1813.

*A Statement showing the amount of Tonnage employed in the Foreign, Coasting, and Fishing trade of the United States, during the third and fourth quarters of the year 1812, and the first and second of the present year 1813; the first taken from the records and the latter selected from the collectors' abstracts returned to the Treasury of the United States.*

1812—FROM	American tonnage employed in					Foreign tonnage.
	Foreign trade.	Coasting trade.	Fisheries.	Not registered.	Total.	
	Tons.					
1st. July to 30th September, - - - -	134,472	73,832	4,384	2,903	215,591	10,220
1st. October to 31st December, - - - -	66,095	70,226	1,850	1,294	139,465	17,430
Total, - - - -	200,567	144,058	6,234	4,197	355,056	27,650

*From 1st January to 30th June, 1813.*

1813—FROM	American tonnage employed in					Foreign tonnage.
	Foreign trade.	Coasting trade.	Fisheries.	Not registered.	Total.	
	Tons.					
1st January to 31st March, - - - -	64,529	49,877	2,111	1,419	117,936	32,692
1st April to 30th June, - - - -	93,632	64,161	6,829	922	165,544	29,768
Total, - - - -	158,161	114,038	8,940	2,341	283,480	62,460

13th CONGRESS.]

No. 184.

[2d SESSION.]

IMPORTS FOR THE YEAR ENDING SEPTEMBER 30, 1812.

COMMUNICATED TO THE HOUSE OF REPRESENTATIVES, JANUARY 10, 1814.

TREASURY DEPARTMENT, *January 8, 1814.*

SIR:

In conformity with a resolution of the House of Representatives, of May 29, 1798, I have the honor to transmit, herewith, two statements of the importations of goods, wares, and merchandise, in American and foreign vessels, and an aggregate view of both, from the 1st of October, 1811, to the 30th of September, 1812.

I have the honor to be, very respectfully, sir, your obedient servant,

W. JONES, *Acting Secretary of the Treasury.*

The Honorable the SPEAKER of the House of Representatives.

*A General Statement of Goods, Wares, and Merchandise, imported into the United States in American Vessels, commencing the 1st of October, 1811, and ending the 30th of September, 1812.*

IMPORTATIONS FROM EUROPE.

FROM	VALUE OF GOODS PAYING DUTIES AD VALOREM.						ARTICLES PAYING SPECIFIC DUTIES.							
	At 15 per cent.	At 17½ per cent.	At 22½ per cent.	At 27½ per cent.	At 32½ per cent.	At 42½ per cent.	WINES.					SPIRITS.		Molasses.
							Malmsey & Madeira.	All other Madeira.	Burgundy, Champaign, &c.	Sherry and St. Lucar.	All other.	From Grain.	From other materials.	
	Dollars.						Gallons.							
Russia, - - - - -	2,058,730	33,260	21,381	29,978	913	25	-	-	-	-	17	-	-	-
Sweden, - - - - -	373,808	4,019	677	29,728	-	-	-	-	-	-	2	-	-	-
Denmark and Norway, - - - - -	286,230	23,371	45,316	60,003	13,919	13,127	-	-	50	-	36	10,173	-	-
Holland, - - - - -	25,828	1,647	290	26,581	291	-	-	-	-	-	-	61,380	-	-
England, Man, and Berwick, - - - - -	644,665	138,319	5,880	5,260,836	1,567,557	13,222	-	-	338	-	2,121	-	12,797	-
Scotland, - - - - -	1,568	-	-	6,300	1,335	-	-	-	-	-	-	-	-	-
Ireland, - - - - -	16,160	1,049	27	2,843	1,783	-	-	-	-	-	-	34	-	412
Gibraltar, - - - - -	1,520	-	-	-	-	-	27	24	-	-	2	-	-	-
French European ports on the Atlantic, - - - - -	890,201	275,016	1,371	102,840	20,516	1,940	104	53	1,719	-	118,345	-	425,829	18,946
Do. do. do. Mediterranean, - - - - -	8,465	5,354	-	-	-	-	-	-	-	-	932	-	10,906	-
Spanish do. do. Atlantic, - - - - -	38,807	6,935	-	69,414	2,482	-	-	-	-	10,389	36,011	-	995	-
Do. do. do. Mediterranean, - - - - -	9,787	33,176	-	1,750	7,914	-	-	-	-	17,725	304,142	-	34,316	100
Portugal, - - - - -	31,560	47,352	1,374	85,765	40,469	2	-	1,396	-	-	63,161	129	2,024	-
Fayal and the other Azores, - - - - -	165	7,465	-	-	-	-	-	-	-	-	21,649	-	-	-
Italy and Malta, - - - - -	77,422	142,278	-	36,510	24,021	31	-	29	-	-	240,177	-	140,807	23,435
Total, - - - - -	4,464,916	719,241	76,316	5,712,548	1,681,200	28,347	131	1,502	2,107	28,114	786,595	71,716	627,674	42,893

IMPORTATIONS FROM EUROPE—Continued.

FROM	ARTICLES PAYING SPECIFIC DUTIES.													
	Beer, Ale, and Porter.	TEAS.			Coffee.	Cocoa.	Chocolate.	SUGAR.		Almonds.	FRUITS.			
		Souchong.	Hyson.	Other Green.				Brown.	White.		Currants.	Prunes and Plums.	Figs.	Raisins, in jars and boxes.
	Gallons.	Pounds.												
Russia, - - - -	-	7,391	44,306	23	362	4	-	209	-	-	-	-	-	-
Sweden, - - - -	-	294,957	13,400	20,282	7,121	-	-	-	22,338	-	-	-	-	-
Denmark and Norway, - - - -	-	-	-	-	-	-	-	-	-	-	-	-	-	-
Holland, - - - -	-	-	-	-	-	-	-	-	-	-	-	-	-	-
England, Man, and Berwick, - - - -	19,660	-	5	-	33,541	-	-	354,446	161,671	1,816	-	22	-	-
Scotland, - - - -	864	-	-	-	-	-	-	-	-	-	-	-	-	-
Ireland, - - - -	17	-	-	-	-	-	-	-	-	35	-	-	80	-
Gibraltar, - - - -	-	-	-	-	-	-	-	112	-	5,089	-	-	-	176
French European ports on the Atlantic, - - - -	-	-	-	-	100	-	-	708	-	74,082	-	60,441	516	519
Do. do. do. Mediferranean, - - - -	-	-	-	-	-	-	-	-	-	1,065	-	109	178	141
Spanish do. do. Atlantic, - - - -	6	425	-	-	-	62,979	447	-	-	41,378	-	-	1,346	191,959
Do. do. do. Mediterranean, - - - -	-	-	-	-	3,184	-	-	100	-	126,282	-	-	11,262	393,266
Portugal, - - - -	-	-	934	7,727	114	546	-	231,456	925	25,102	-	167	19,247	9,684
Fayal and the other Azores, - - - -	-	-	-	-	-	-	-	-	-	-	-	-	-	-
Italy and Malta, - - - -	-	-	-	-	394	-	-	100	-	169,767	187,369	-	16,169	14,934
Total, - - - -	20,547	302,773	58,645	28,032	44,816	63,529	447	577,131	184,934	444,616	187,369	60,739	48,798	610,679

IMPORTATIONS IN AMERICAN VESSELS FROM EUROPE—Continued.

FROM	ARTICLES PAYING SPECIFIC DUTIES.														
	FRUITS.		CANDLES.		Cheese.	Soap.	Tallow.	SPICES.					Snuff.	Indigo.	Starch.
	All other Raisins.	Tallow.	Wax or Spermaceti.	Mace.				Nutmegs.	Cinnamon.	Pepper.	Cassia.				
Pounds.															
Russia, - - - - -	-	24,513	3,737	-	333	1,005,645	-	-	-	-	-	24	-	-	
Sweden, - - - - -	-	-	-	-	-	-	-	-	-	-	20,535	-	-	-	
Denmark and Norway, - - - - -	-	-	-	-	-	-	-	-	-	-	-	-	-	-	
Holland, - - - - -	-	-	-	11,520	-	-	-	-	-	-	-	-	-	-	
England, Man, and Berwick, - - - - -	-	-	-	1,727	659	-	-	-	-	-	-	110	-	17,484	
Scotland, - - - - -	-	-	-	-	-	-	-	-	-	-	-	-	-	-	
Ireland, - - - - -	-	-	-	-	-	-	-	-	-	-	-	-	-	-	
Gibraltar, - - - - -	-	-	-	-	-	-	-	-	-	-	-	-	-	-	
French European Atlantic ports, - - - - -	-	-	-	151	5	-	-	-	-	-	-	130	-	-	
Do. do. Mediterranean ports, - - - - -	-	-	-	-	-	-	-	-	-	-	-	-	-	-	
Spanish do. Atlantic ports, - - - - -	8,632	-	-	-	40,540	-	-	-	-	1,884	-	-	-	-	
Do. do. Mediterranean ports, - - - - -	110,276	-	-	-	58,607	-	54	11	-	-	-	-	5,944	-	
Portugal, - - - - -	449	-	-	-	-	-	-	-	854	-	-	-	-	-	
Fayal and other Azores, - - - - -	-	-	-	-	-	-	-	-	-	-	-	-	-	-	
Italy and Malta, - - - - -	60,743	-	-	20	275,712	-	-	-	-	-	-	-	-	-	
Total, - - - - -	180,100	24,513	3,737	13,418	375,856	1,005,645	54	11	854	1,884	20,535	264	5,944	17,484	



IMPORTATIONS IN AMERICAN VESSELS FROM EUROPE—Continued.

181

1

FROM	ARTICLES PAYING SPECIFIC DUTIES.													Cwt.	
	Glue.	Pewter Plates and Dishes.	IRON.		Nails and Spikes.	Quick-silver.	PAINTS.			CORDAGE.		Lead, and manufactures of Lead.	Cables.		Steel.
			Anchors and Sheet.	Slit and Hoop.			Ochre, Dry Yellow.	Spanish Brown.	White and Red Lead.	Tarred.	Untarred.				
Pounds.															
Russia, - - - - -	10,280	-	104,489	37,833	-	-	-	-	-	-	1,621,598	12,402	-	96,387	995
Sweden, - - - - -	-	-	11,442	-	-	1,976	-	-	-	-	-	-	-	-	3,267
Denmark and Norway, - - - - -	-	-	13,176	137,048	45,713	616	-	-	-	-	-	-	-	-	221
Holland, - - - - -	-	-	-	-	-	-	-	-	-	-	-	-	-	-	-
England, Man, and Berwick, - - - - -	-	3,072	70,192	114,032	267,744	1,442	5,291	7,131	405,222	-	38	291,216	-	-	1,288
Scotland, - - - - -	-	-	-	-	-	-	-	-	-	-	-	-	-	-	-
Ireland, - - - - -	-	-	-	-	-	-	-	-	-	-	-	-	-	-	-
Gibraltar, - - - - -	-	-	-	-	-	-	-	-	-	-	-	-	-	-	-
French European ports on the Atlantic, - - - - -	-	-	-	-	-	10,544	91,573	-	-	-	-	-	-	-	-
Do. do. on the Mediterranean, - - - - -	-	-	-	-	-	-	-	-	-	-	-	-	-	-	320
Spanish European ports on the Atlantic, - - - - -	-	-	11,087	-	5,909	56,068	-	-	-	-	-	-	4,952	7,537	-
Do. do. on the Mediterranean, - - - - -	-	-	-	-	-	5,528	-	-	-	-	-	-	641,049	-	76
Portugal, - - - - -	-	-	-	-	-	5,048	-	-	42	36,160	-	-	11,165	-	135
Fayal and the other Azores, - - - - -	-	-	-	-	-	-	-	-	-	-	-	-	-	-	-
Italy and Malta, - - - - -	-	-	-	-	-	1,881	-	-	-	-	970	-	-	-	360
Total, - - - - -	10,280	3,072	210,386	288,913	319,366	83,103	96,864	7,131	405,264	1,657,758	13,410	948,382	103,924	6,662	

1814.]

IMPORTS FOR THE YEAR 1812.

973

IMPORTATIONS IN AMERICAN VESSELS FROM EUROPE—Continued.

FROM	ARTICLES PAYING SPECIFIC DUTIES.													
	Hemp.	Twine.	Coal.	Pickled Fish.	Glass Black quart Bottles.	GLASS, WINDOW.			Cigars.	Boots.	SHOES.			Playing Cards.
						Not above 8 by 10.	Not above 10 by 12.	All above 10 by 12.			Silk.	Kid and Morocco.	All other.	
	Cwt.		Bushels.	Barrels.	Groce.	100 Square Feet.			M.	Pairs.			Packs.	
Russia, - - - - -	150,823	24	39	1	-	731	30	316	-	193	24	869	94	
Sweden, - - - - -	-	"	-	-	-	252	449	-	-	-	-	612	-	72
Denmark and Norway, - - - - -	970	-	-	-	50	169	31	8	-	-	-	-	-	-
Holland, - - - - -	-	-	-	-	-	-	-	378	-	12	5	144	-	-
England, Man, and Berwick, - - - - -	-	53	26,324	-	753	-	-	-	-	-	-	-	-	-
Scotland, - - - - -	-	-	36	-	138	-	-	-	-	-	-	-	-	-
Ireland, - - - - -	-	-	3,424	2	1	-	-	-	-	-	-	-	-	-
Gibraltar, - - - - -	-	-	-	-	1	-	-	-	-	2	4,077	5,007	23	-
French European ports on the Atlantic, - - - - -	-	-	-	-	887	-	-	-	-	-	-	-	-	-
Do. do. do. Mediterranean, - - - - -	-	-	-	-	1	-	-	-	-	-	-	-	-	-
Spanish European ports on the Atlantic, - - - - -	-	-	-	-	-	-	-	-	49	-	4	269	-	-
Do. do. do. Mediterranean, - - - - -	-	-	-	-	-	-	-	-	-	-	258	215	-	-
Portugal, - - - - -	550	-	400	1	2	509	61	-	-	-	-	-	-	-
Fayal, and the other Azores, - - - - -	-	-	-	-	-	-	-	-	40	-	-	-	-	-
Italy and Malta, - - - - -	-	-	-	-	39	-	-	-	-	-	922	71	-	-
• Total, - - - - -	152,542	77	30,223	4	1,872.	1,661	571	702	89	207	5,290	7,187	117	72

IMPORTATIONS IN AMERICAN VESSELS FROM ASIA.

FROM	GOODS PAYING DUTIES AD VALOREM.						ARTICLES PAYING SPECIFIC DUTIES.							
	At 15 per cent.	At 17½ per cent.	At 22½ per cent.	At 27½ per cent.	At 32½ per cent.	At 42½ per cent.	WINES.		Spirits, from other materials than Grain.	TEAS.			Coffee.	
							Malmsey Madeira.	All Other.		Bohea.	Souchong.	Hyson.		Other Green.
	Dollars.						Gallons.			Pounds.				
Dutch East Indies, - - - -	-	-	-	-	-	-	-	15	-	-	-	-	-	45,818
British do. - - - -	979,734	1,740	15	87,843	2,138	-	-	272,959	3,458	-	-	-	-	-
Turkey, Levant, and Egypt, - - - -	67,928	210,883	-	8	566	-	-	-	-	-	-	-	-	-
China, - - - -	1,453,718	163,032	315	226,916	17,031	1	526	-	-	118,797	350,636	324,732	1,885,122	6,757
East Indies, generally, - - - -	858	409	-	-	-	-	-	-	-	-	-	-	-	-
<b>Total,</b> - - - -	<b>2,502,238</b>	<b>376,064</b>	<b>330</b>	<b>314,767</b>	<b>19,735</b>	<b>1</b>	<b>526</b>	<b>272,974</b>	<b>3,458</b>	<b>118,797</b>	<b>350,636</b>	<b>324,732</b>	<b>1,885,122</b>	<b>52,575</b>

FROM	ARTICLES PAYING SPECIFIC DUTIES.													
	SUGAR.			Almonds.	FRUITS.				Candles, Wax or Spermaceiti	Soap.	SPICES.			
	Brown.	White.	Candy.		Currants.	Figs.	Raisins, in jars and boxes.	All other Raisins.			Nutmegs.	Cinnamon.	Pepper.	Cassia.
	Pounds.													
Dutch East Indies, - - - -	-	-	-	-	-	-	-	-	-	-	-	-	902,825	-
British do. - - - -	320,816	328	-	-	-	-	-	-	249	542	21,655	-	47,632	-
Turkey, Levant, and Egypt, - - - -	-	-	-	3,066	3,736	332,242	77,476	369,872	-	183,611	-	-	-	-
China, - - - -	-	1,434	231	-	-	-	-	-	4	-	78	-	124,560	286,237
East Indies, generally, - - - -	-	-	-	-	-	-	-	-	-	-	-	-	1,365,725	-
<b>Total,</b> - - - -	<b>320,816</b>	<b>1,762</b>	<b>231</b>	<b>3,066</b>	<b>3,736</b>	<b>332,242</b>	<b>77,476</b>	<b>369,872</b>	<b>4</b>	<b>183,860</b>	<b>620</b>	<b>21,655</b>	<b>2,440,742</b>	<b>286,237</b>

IMPORTATIONS IN AMERICAN VESSELS FROM ASIA—Continued.

FROM	ARTICLES PAYING SPECIFIC DUTIES.												
	Snuff.	Indigo.]	Glue.	Quick-silver.	White and Red Lead.	Cordage untarred.	Steel.	Twine.	Black Quart Bottles.	Cigars.	SHOES.		
											Silk.	Kid and Morocco.	All other.
	Pounds.						Cwt.		Groce.	M.	Pairs.		
Dutch East Indies, - - -	12	57,790	-	-	-	33,375	-	124	-	8	-	1,143	65
British East Indies, - - -	-	-	53	3,584	-	-	752	-	-	-	-	558	-
Turkey, Levant, and Egypt, - - -	-	-	-	-	3,508	-	-	-	7	-	772	-	-
China, - - -	-	-	-	-	-	-	-	-	-	-	-	-	-
East Indies, generally, - - -	-	-	-	-	-	-	-	-	-	-	-	-	-
<b>Total,</b> - - -	<b>12</b>	<b>57,790</b>	<b>53</b>	<b>3,584</b>	<b>3,508</b>	<b>33,375</b>	<b>752</b>	<b>124</b>	<b>7</b>	<b>8</b>	<b>772</b>	<b>1,701</b>	<b>65</b>

IMPORTATIONS IN AMERICAN VESSELS FROM AFRICA.

FROM	VALUE OF GOODS PAYING DUTIES AD VALOREM.						ARTICLES PAYING SPECIFIC DUTIES.										
	At 15 per cent.	At 17½ per cent.	At 22½ per cent.	At 27½ per cent.	At 32½ per cent.	At 42½ per cent.	WINES.				SPIRITS.		Coffee.	Cocoa.	Chocola- late.	Brown Sugar.	
							Malmsey & Madeira.	All other Madeira.	Burgundy and Champaign	All other.	From other materials.	From domestic produce.					
	Dollars.						Gallons.						Pounds.				
British African ports, - - -	-	-	-	2,857	-	-	-	-	-	-	-	-	-	-	-	-	8,757
Teneriffe and the other Canaries, - - -	255	533	1	-	-	-	5,252	54	-	445,914	-	-	-	-	-	-	-
Madeira, - - -	342	2,483	-	49	625	44	132,336	52,171	18	563	-	-	175	-	-	16	-
Cape de Verd Islands, - - -	881	2,132	-	183	65	44	55	1,469	-	14,969	-	1,452	23,589	47,023	-	-	-
Africa, generally, - - -	31,049	5,127	-	-	-	-	-	-	-	1,452	94	-	6,291	-	-	-	-
<b>Total,</b> - - -	<b>32,527</b>	<b>10,275</b>	<b>1</b>	<b>3,089</b>	<b>690</b>	<b>88</b>	<b>137,643</b>	<b>53,694</b>	<b>18</b>	<b>462,898</b>	<b>94</b>	<b>1,452</b>	<b>30,055</b>	<b>47,023</b>	<b>16</b>	<b>8,757</b>	

IMPORTATIONS IN AMERICAN VESSELS FROM AFRICA—Continued.

FROM	ARTICLES PAYING SPECIFIC DUTIES.														Cigars.	Silk Shoes.	
	Almonds.	FRUITS.			Soap.	SPICES.		Indigo.	Cotton.	Iron, Anchors and Sheet.	Quicksilver.	White and Red Lead.	Lead and manufactures of Lead.	Coal.			Glass Black Quart Bottles.
		Currants.	Figs.	Raisins in jars.		Mace.	Pepper.										
	Pounds.																Bushels.
British African ports, - - -	22,287	-	-	135	15,418	2,531	-	103	-	-	-	-	-	-	1	-	12
Teneriffe and the other Canaries, - - -	-	2,805	-	404	-	-	-	90	-	-	1,442	-	-	12	-	-	
Madeira, - - -	381	-	53	1,821	-	-	-	-	-	-	-	-	30	-	-	-	
Cape de Verd Islands, - - -	-	-	-	-	4,761	-	512	-	400	2,597	-	713	-	-	6	-	
Africa, generally, - - -	-	-	-	-	-	-	-	-	-	-	-	-	-	-	-	-	
<b>Total,</b> -	<b>22,668</b>	<b>2,805</b>	<b>53</b>	<b>2,360</b>	<b>20,179</b>	<b>2,531</b>	<b>512</b>	<b>193</b>	<b>400</b>	<b>2,597</b>	<b>1,442</b>	<b>713</b>	<b>30</b>	<b>12</b>	<b>6</b>	<b>12</b>	

1814.]

IMPORTS FOR THE YEAR 1812.

## IMPORTATIONS IN AMERICAN VESSELS FROM THE WEST INDIES, AMERICAN COLONIES, AND UNCERTAIN PORTS.

FROM	VALUE OF GOODS PAYING DUTIES AD VALOREM.						ARTICLES PAYING SPECIFIC DUTIES.							
	15 per cent.	17½ per cent.	22½ per cent.	27½ per ct.	32½ per ct.	42½ per ct.	WINES.					SPIRITS.		
							Malmsey Madeira.	All other Madeira.	Burgundy and Champaign.	Sherry and St. Lucar.	All other.	From Grain.	From other materials.	From domestic produce.
	Dollars.						Gallons.							
Swedish West Indies, - - -	2,629	4,685	58	788	971	-	139	5	-	-	52	-	1,397,861	28
Danish West Indies, - - -	751	432	-	2	66	-	-	12	-	-	-	-	69,056	-
Dutch West Indies, - - -	19	108	-	-	-	-	-	-	-	-	-	-	2,468	-
British West Indies, - - -	793	226	-	-	25	-	-	-	-	-	-	-	30,856	-
British American Colonies, - - -	5,173	11	-	9,500	9,627	-	-	-	-	-	525	-	7,133	-
Newfoundland, - - -	-	-	-	-	-	-	-	-	-	-	-	-	-	-
French West Indies and American Colonies, -	9,727	19,788	262	4,308	3,852	60	-	-	-	-	342	114	75,261	-
Floridas, - - -	424	1,979	-	1,491	771	-	-	49	-	-	910	-	9,773	-
Honduras, Campeachy, &c. - - -	737	912	-	-	148	-	-	-	-	-	-	-	-	-
Spanish West Indies, &c. - - -	59,725	50,104	25	18,576	14,806	-	939	28	-	-	2,309	-	1,904,631	-
Coast of Brazil and other American Colonies,	30,208	11,458	45	4,611	849	-	128	3,976	7	29	17,077	-	16	-
West Indies, generally, - - -	-	70	-	-	-	-	-	-	-	-	-	-	-	-
Uncertain ports and places, - - -	18,591	14,158	103	154,728	18,335	382	-	-	-	-	-	-	9,387	-
In captured vessels, - - -	-	-	-	44,543	40,754	6,143	1,444	146	-	-	44,246	-	193,058	-
Total, - - -	128,777	103,931	493	238,547	90,204	6,585	2,650	4,216	7	29	65,461	114	3,699,500	28

IMPORTATIONS IN AMERICAN VESSELS FROM THE WEST INDIES, &c.—Continued.

FROM	ARTICLES PAYING SPECIFIC DUTIES.													
	Molasses.	Beer, Ale, and Porter.	TEAS.				Coffee.	Cocoa.	Chocolate.	SUGAR.		Almonds.	FRUITS.	
			Bohea.	Souchong.	Hyson.	Other Green.				Brown.	White.		Prunes and Plums.	Figs.
	Gallons.		Pounds.											
Swedish West Indies, - - -	2,111,856	-	-	-	-	-	1,467,089	86,053	42	17,237,414	222,663			
Danish West Indies, - - -	-	-	-	-	-	-	292	-	-	1,077				
Dutch West Indies, - - -	-	-	-	-	-	-	-	-	-	-				
British West Indies, - - -	7,896	-	-	-	-	-	693	-	-	82,638	12,374			
British American Colonies, Newfoundland, - - -	-	-	-	-	-	-	-	-	-	2,973				
French West Indies and American Colonies, -	821,069	-	80	-	-	-	9,146,773	398,879	5	1,357,593	12,162	1,600		
Floridas, - - -	6,052	-	-	-	1	-	90,962	-	-	389,243	66,228			
Honduras, Campeachy, &c. - - -	-	-	-	-	-	-	-	-	-	-				
Spanish West Indies, &c. - - -	4,583,302	-	-	-	758	269	12,863,431	392,395	702	28,392,829	14,918,539	86	-	1,227
Coast of Brazil and other American Colonies,	21,102	-	-	132	60	4,100	445,921	203,375	20	7,221,038	372,639	1,011		
West Indies, generally, - - -	909	-	-	-	-	-	12,678	4,816	-	5,625	10,218			
Uncertain ports and places, - - -	-	-	-	-	-	-	156,806	49	-	57,226	64,391			
In captured vessels, - - -	32,950	782	-	6	3	-	1,294,115	12,934	-	5,551,494	-	652	121	
Total, - - -	7,585,136	782	80	138	822	4,369	25,478,760	1,098,501	769	60,299,170	15,679,214	3,349	121	1,227

IMPORTATIONS IN AMERICAN VESSELS FROM THE WEST INDIES, &c.—Continued.

FROM	ARTICLES PAYING SPECIFIC DUTIES.													
	FRUITS.		CANDLES.		Soap.	Tallow.	SPICES.						Tobacco manufactured, other than Snuff and Cigars.	Snuff.
	Raisins in jars, &c.	All other Raisins.	Tallow.	Wax or Spermaceti.			Nutmegs.	Cinnamon.	Cloves.	Pepper.	Pimento.	Cassia.		
Pounds.														
Swedish West Indies, - - -	-	-	-	-	-	-	-	-	3,720	-	11	-	1,713	-
Danish West Indies, - - -	-	-	-	-	-	-	-	-	-	-	-	-	-	-
Dutch West Indies, - - -	-	-	-	-	-	-	-	-	-	-	-	-	-	-
British West Indies, - - -	-	-	-	-	-	160	-	-	-	-	12,352	-	-	-
British American Colonies, - - -	-	-	-	-	-	-	-	-	-	-	-	-	-	-
Newfoundland, - - -	-	-	-	-	-	-	-	-	-	-	-	-	-	-
French West Indies and American Colonies, - - -	-	-	-	-	-	-	-	112	33,307	-	-	444	424	-
Floridas, - - -	-	-	39	-	103	-	-	-	-	-	287	-	35	178
Honduras, Campeachy, &c. - - -	-	-	-	-	-	-	-	-	-	-	100	-	-	-
Spanish West Indies, &c. - - -	14	-	-	390	-	209,969	-	-	-	12,888	186,661	-	-	36
Coast of Brazil and other American Colonies, - - -	318	1,453	-	-	-	96,595	-	120	1,788	41,824	-	1,709	-	-
West Indies, generally, - - -	-	-	-	-	-	-	-	-	-	-	-	-	-	-
Uncertain ports and places, - - -	-	-	-	-	-	-	1,214	-	607	10,211	-	-	-	-
In captured vessels, - - -	-	-	4,062	846	107,674	-	-	-	-	-	11,917	-	-	3
Total, - - -	332	1,453	4,101	1,236	107,777	306,724	1,214	232	39,422	64,923	211,328	2,153	2,172	217



IMPORTATIONS IN AMERICAN VESSELS FROM THE WEST INDIES, &c.—Continued.

124

FROM	ARTICLES PAYING SPECIFIC DUTIES.													
	Indigo.	Cotton.	Gun Powder.	Starch.	Gluc.	IRON.		Nails and Spikes.	Quicksilver	White and Red Lead.	Lead, and Manufactures of Lead.	CORDAGE.		Cables.
						Anchors and Sheet.	Slit and Hoop.					Tarred.	Untarred.	
Pounds.														
Swedish West Indies, - - -	-	5,015	-	126	2,349	419	-	4,810	-	-	10,598			
Danish do. - - -														
Dutch do. - - -														
British do. - - -	-	-	-	-	-	-	-	-	-	-	500			
British American Colonies, Newfoundland, - - -														
French West Indies and American colonies, Floridas, - - -	3,671	105,265	-	1,289	47	9,433	-	-	20	-	403			
Honduras, Campeachy, &c. - - -	23,186	83,206	-	-	-	-	-	56	-	-	-	-	7,797	
Spanish West Indies, &c. - - -	132,908	8,235	-	121	-	390	-	-	-	-	1,101	-	735	
Coast of Brazil and other American Colonies, West Indies, generally, - - -	982	-	-	-	522	-	-	14,000	-	498	-			
Uncertain ports and places, - - -	2,799	1,799	49	-	-	-	-	-	-	-	166			
In captured vessels, - - -	224	259,919	5,691	-	930	12,879	8,954	19,458	-	9,766	15,404	24,954	-	2,034
<b>Total, -</b>	<b>163,770</b>	<b>463,439</b>	<b>5,740</b>	<b>1,536</b>	<b>3,848</b>	<b>23,121</b>	<b>8,954</b>	<b>38,324</b>	<b>20</b>	<b>10,264</b>	<b>28,172</b>	<b>24,954</b>	<b>14,236</b>	<b>2,034</b>

1814.]

IMPORTS FOR THE YEAR 1812.

981

## IMPORTATIONS IN AMERICAN VESSELS FROM THE WEST INDIES, &amp;c.—Continued.

FROM	ARTICLES PAYING SPECIFIC DUTIES.														
	Steel.	Twine.	Coal.	FISH.		GLASS.	WINDOW GLASS.		Cigars.	Malt.	Boots.	SHOES.			Cards, Wool and Cotton.
				Dried.	Pickled.	Black quart Bottles.	Not above 8 by 10.	Not above 10 by 12.				Silk.	Kid and Morocco.	All other.	
	.Cwt.	Bushels.	Quintals.	Barrels.	Groce.	100 square feet.	M.	Bushels.	Pairs.	Dozens.					
Swedish West Indies, - - -	-	-	-	-	-	14	-	-	39	-	-	-	-	-	-
Danish do. - - -	-	-	-	-	-	2	-	-	-	-	-	-	-	-	-
Dutch do. - - -	-	-	-	-	-	-	-	-	-	-	-	-	-	-	-
British do. - - -	-	-	-	-	-	-	-	-	29	-	-	-	-	-	-
British American Colonies, - - -	-	-	-	-	-	3	4	1	-	-	-	-	-	-	-
Newfoundland, - - -	-	-	18	-	-	-	-	-	-	-	-	-	-	-	-
French West Indies and American Colonies, - - -	-	-	-	-	-	38	-	-	157	-	-	24	59	-	-
Floridas, - - -	-	-	-	-	86	5	-	-	7	-	-	-	24	-	3
Honduras, Campeachy, &c. - - -	-	32	-	-	-	-	-	-	2	-	-	-	120	-	-
Spanish West Indies, &c. - - -	58	-	-	-	2	255	-	-	10,602	-	68	280	563	-	-
Coast of Brazil and other American Colonies, - - -	1	-	-	-	-	3	-	-	-	-	-	-	-	-	-
West Indies, generally, - - -	-	-	-	-	-	-	-	-	-	-	-	-	-	-	-
Uncertain ports and places, - - -	702	-	-	-	4	-	8	-	-	-	-	12	-	-	-
In captured vessels, - - -	3	13	14,478	2,221	590	58	101	-	26	6	153	-	2,439	36	-
Total, - - -	764	45	14,496	2,221	682	378	113	1	10,862	6	221	316	3,205	36	3

A General Statement of Goods, Wares, and Merchandise, imported into the United States in Foreign Vessels, commencing the 1st of October, 1811, and ending the 30th of September, 1812.

IMPORTATIONS FROM EUROPE.

FROM	VALUE OF GOODS PAYING DUTIES AD VALOREM.					ARTICLES PAYING SPECIFIC DUTIES.								
	At 16½ per cent.	At 19½ per cent.	At 24½ per cent.	At 31 & 6¼ 10ths per cent.	At 37 4-10ths per cent.	WINES.		Spirits from other materials than Grain.	Molasses.	Almonds.	FRUITS.			Tallow Candles.
						Sherry and St. Lucar.	All other.				Prunes and Plums.	Figs.	Raisins in jars, &c.	
Dollars.					Gallons.				Pounds.					
Russia, - - - - -	19,147	26	-	-	-	-	-	-	-	-	-	-	-	653
Denmark and Norway, - - - - -	4,034	160	85	-	-	-	-	-	-	-	-	-	-	-
England, Man, and Berwick, - - - - -	117	1,271	-	-	-	-	-	-	-	-	-	-	-	-
Ireland, - - - - -	348	-	-	3,867	56	-	-	-	53	-	-	-	-	-
French European Ports on the Atlantic, - - - - -	24,907	10,321	3	15,563	4,884	-	40,144	71,665	-	8,767	1,241	-	-	-
Spanish do. do. do. - - - - -	3,304	16,617	-	2,034	-	27	1,993	-	-	5,003	-	-	-	-
Ditto do. do. Mediterranean, - - - - -	-	3,113	-	-	-	-	-	-	-	-	-	-	-	-
Portugal, - - - - -	765	2,902	-	14,548	447	-	2,646	44	-	-	-	883	238	-
Fayal and the other Azores, - - - - -	12	3,067	-	111	227	-	5,015	-	-	-	-	-	-	-
Italy and Malta, - - - - -	-	-	-	-	-	-	-	-	-	-	-	-	-	-
Total, - - - - -	52,634	37,477	88	36,123	5,614	27	49,798	71,709	53	13,770	1,241	883	238	653

FROM	ARTICLES PAYING SPECIFIC DUTIES.														
	Candles, Wax or Spermaceti	Cheese.	Soap.	Anchors and Sheet Iron.	Nails.	Cordage tarred.	Hemp.	Coal.	Pickled Fish.	Glass Black quart Bottles.	WINDOW GLASS.			SHOES.	
											Not above 8 by 10.	Not above 10 by 12.	All above 10 by 12.	Silk.	Kid and Morocco.
Pounds,						Cwt.	Bushels.	Barrels.	Groce.	100 Square Feet.			Pairs.		
Russia, - - - - -	191	-	-	-	-	12,713	1,201	-	-	-	50	75	18	-	-
Denmark and Norway, - - - - -	-	-	-	3,220	12,063	-	-	-	-	100	-	-	-	-	-
England, Man, and Berwick, - - - - -	-	-	-	-	-	-	-	267	-	-	-	-	-	-	-
Ireland, - - - - -	-	-	-	-	-	-	-	216	1	189	-	-	-	185	34
French European ports on the Atlantic, - - - - -	-	2,576	-	-	-	-	-	-	-	-	-	-	-	-	-
Spanish do. do. do. - - - - -	-	-	52,170	-	11,166	-	-	-	-	-	-	-	-	-	-
Ditto do. do. Mediterranean, - - - - -	-	-	32,010	-	-	-	-	-	-	-	-	-	-	-	-
Portugal, - - - - -	-	-	-	-	-	-	-	-	-	-	-	-	-	-	-
Fayal and the other Azores, - - - - -	-	-	-	-	-	-	-	-	-	-	-	-	-	-	-
Malta, - - - - -	-	36	-	-	-	-	-	-	-	-	-	-	-	-	-
Total, - - - - -	191	2,612	84,180	3,220	23,229	12,713	1,201	483	4	289	50	75	18	185	34

IMPORTATIONS IN FOREIGN VESSELS FROM ASIA AND AFRICA.

FROM	VALUE OF GOODS PAYING DUTIES AD VALOREM.				ARTICLES PAYING SPECIFIC DUTIES.			
	At 16½ per cent.	At 19½ per cent.	At 31 and 6½-10ths per cent.	At 37 ¼-10ths per cent.	WINES.		Coffee.	Brown Sugar.
					Malmsey Madeira.	All other.		
	Dollars.				Gallons.		Pounds.	
ASIA. Turkey, Levant, and Egypt, -	-	179	-	-	-	12,636	-	-
AFRICA. Bourbon and Mauritius, -	-	1,200	-	-	-	116	44	17
Teneriffe and other Canaries, -	5,267	8	-	-	-	41,492	-	-
Madeira, -	-	152	-	-	2,592	-	-	-
Cape de Verd Islands, -	-	-	1,942	6	-	-	-	-
Total, -	5,267	1,539	1,942	6	2,592	54,244	44	17

IMPORTATIONS IN FOREIGN VESSELS FROM THE WEST INDIES, AMERICAN COLONIES, AND UNCERTAIN PORTS, &c.

FROM	VALUE OF GOODS PAYING DUTIES AD VALOREM.						ARTICLES PAYING SPECIFIC DUTIES.							
	At 16½ per cent.	At 19½ per cent.	At 24½ per cent.	At 31 & 6½-10ths per ct.	At 37 4-10 per cent.	At 48 95-100 per cent.	WINES.				Spirits from other materials.	Molasses.	Beer, Ale, & Porter.	Souchong Tea.
							Malmsey Madeira.	All other Madeira.	Sherry and St. Lucar.	All other.				
	Dollars.						Gallons.						Pounds.	
Swedish West Indies, -	3	188	-	291	192	6	17	26	-	29	25,956	111,083	-	-
Danish West Indies, -	-	-	-	-	-	-	-	-	-	-	13,320	-	-	-
British West Indies, -	118	372	-	-	-	-	-	-	-	-	100	-	-	-
British American Colonies, -	102	-	-	-	-	-	-	-	-	-	-	-	-	-
French West Indies and American Colonies, -	22,202	5,018	36	167,056	12,813	401	-	-	-	-	2,975	35,486	-	-
Floridas, -	-	96	-	426	83	-	-	-	-	-	-	8,266	895	-
Spanish West Indies, &c. -	10,227	3,817	-	32,520	2,172	-	-	-	-	-	-	-	-	-
Coast of Brazil and other American Colonies, -	15,246	37	-	1,793	771	-	-	-	-	105	31,495	358,347	-	-
Uncertain ports and places, -	19,842	7,275	265	171	445	131	-	-	47	36,894	8,050	-	374	15
Total, -	67,740	16,803	301	217,397	17,659	538	17	26	47	37,028	81,896	513,182	1,269	15

IMPORTATIONS IN FOREIGN VESSELS FROM THE WEST INDIES, &c.—Continued.

1841

FROM	ARTICLES PAYING SPECIFIC DUTIES.													
	Hyson Tea.	Coffee.	Cocoa.	Chocolate.	SUGAR.			Almonds.	FRUITS.		CANDLES.		Cheese.	Soap.
					Brown.	White.	Other Refined.		Currants.	Raisins, in jars, &c.	Tallow.	Wax, or Spermaceti.		
Pounds.														
Swedish West Indies, - - -	-	259,451	136	-	2,256,434	432	-	-	-	-	28			
Danish West Indies, - - -	-	21,393												
British West Indies, - - -	-													
British American Colonies, - - -	-	169,790	22,861	-	625,715	6,922								
French West Indies and American Colonies, - - -	-	7,407			54,820									
Floridas, - - -	-	2,198,504	931	14	1,701,413	483,752								
Spanish West Indies, &c. - - -	-				1,207,347									
Coast of Brazil and other American Colonies, - - -	-	204	3,028				1,089	14,040	60	251	2,140	275	32	4,856
Uncertain ports and places, - - -	-													
Total, - - -	204	2,659,573	23,928	14	5,845,729	491,106	1,089	14,040	60	251	2,168	275	32	4,856

FROM	ARTICLES PAYING SPECIFIC DUTIES.														
	Tallow.	SPICES.						Tobacco manufactured, other than Snuff and Cigars.	Snuff.	Indigo.	Cotton.	Gun-powder.	Starch.	Slit and Hoop Iron.	Nails.
		Mace.	Nutmegs.	Cloves.	Pepper.	Pimento.	Cassia.								
Pounds.															
Swedish West Indies, - - -	-	-	-	-	-	-	292								
Danish West Indies, - - -	-	-	-	-	-	-									
British West Indies, - - -	-	-	-	-	-	3,916				1,611					
British American Colonies, - - -	-	-	-	-	-										
French West Indies and American Colonies, - - -	-	-	357	2,456	-	-				28,623	-	337			
Floridas, - - -	-	-	-	-	-	-									
Spanish West Indies, &c. - - -	11,209	-	-	-	-	35,438		156	91	2,849	-	30			
Coast of Brazil and other American Colonies, - - -	8,355	-	-	-	-	-									
Uncertain ports and places, - - -	-	2	4	5	296	-				3,766	-	-	2,880	523	
Total, - - -	19,564	2	361	2,461	296	39,354	292	156	91	6,615	30,234	30	337	2,880	523

IMPORTS FOR THE YEAR 1841.

985

IMPORTATIONS IN FOREIGN VESSELS FROM THE WEST INDIES, &c.—Continued.

FROM	ARTICLES PAYING SPECIFIC DUTIES.														
	Quick-silver.	PAINTS.			Lead, and manufactures of Lead.	Cordage Tarred.	Steel.	Twine.	Glass Black Quart Bottles.	WINDOW GLASS.		Cigars.	Boots.	SHOES.	
		Dry Yellow Ochre.	Spanish Brown.	White and Red Lead.						Not above 8 by 10.	All above 10 by 12.			Silk.	Kid and Morocco.
	Pounds.								Groce.	100 sq. feet.		M.	Pairs.		
Swedish West Indies, - - - - -	-	-	-	-	-	-	-	-	-	-	-	-	-	-	-
Danish West Indies, - - - - -	-	-	-	-	-	-	-	-	-	-	-	-	-	-	-
British West Indies, - - - - -	-	-	-	-	-	-	-	-	-	-	14	-	-	-	-
British American Colonies, - - - - -	-	-	-	38,865	22,400	-	-	-	-	-	-	-	-	72	-
French West Indies and American Colonies, - - - - -	-	-	-	-	-	-	-	-	-	100	31	-	-	-	-
Floridas, - - - - -	-	-	-	-	-	-	-	-	-	25	23	-	-	-	-
Spanish West Indies, &c. - - - - -	-	-	-	-	-	-	-	-	-	-	-	1,559	-	-	-
Coast of Brazil and other American colonies, - - - - -	-	-	-	-	-	-	-	-	-	-	-	-	-	-	-
Uncertain ports and places, - - - - -	865	140	168	812	166	280	28	15	15	-	2	-	18	1,001	8
Total, - - - - -	865	140	168	39,677	22,566	280	28	15	15	25	2	1,667	18	1,073	8

GENERAL AGGREGATE OF IMPORTATIONS FROM EACH NATION AND ITS DEPENDENCIES, &c.

FROM	GOODS PAYING DUTIES AD VALOREM.						ARTICLES PAYING SPECIFIC DUTIES.									
	At 15 per cent.	At 17½ per cent.	At 22½ per cent.	At 27½ per cent.	At 32½ per cent.	At 42½ per cent.	WINES.					SPIRITS.				
							Malmsey Madeira.	All other Madeira.	Burgundy and Cham-paign.	Sherry and St. Lucar.	All other.	From Grain.	From other materials.	From domestic produce.		
	Dollars.						Gallons.									
Russia, - - - - -	2,077,877	33,286	21,381	29,978	913	25	-	-	-	-	17	-	-	-	-	-
Sweden and dependencies, - - - - -	376,440	8,892	735	30,807	1,163	6	156	-	-	-	83	-	1,423,817	-	28	
Denmark and do. - - - - -	291,015	23,963	45,401	60,005	13,985	13,127	-	31	-	-	36	10,173	82,376	-	-	
Holland and do. - - - - -	25,847	1,755	290	26,581	291	-	-	-	-	-	-	-	2,468	-	-	
Great Britain and do. - - - - -	1,650,298	142,988	5,922	5,541,102	1,595,334	13,623	-	24	338	-	2,663	61,418	50,886	-	-	
France and do. - - - - -	955,502	316,697	1,672	123,137	29,335	2,000	-	53	1,719	-	159,879	114	586,636	-	-	
Spain and do. - - - - -	128,533	117,290	26	127,578	29,064	-	6,191	131	-	28,141	832,876	-	1,981,210	-	-	
Portugal and do. - - - - -	79,179	77,048	1,419	107,380	43,133	90	135,111	59,012	25	29	125,080	129	2,084	-	1,452	
Italy and Malta, - - - - -	77,422	142,273	-	36,510	24,021	31	-	29	-	-	240,177	-	140,807	-	-	
Turkey, Levant, and Egypt, - - - - -	67,928	211,062	-	8	566	-	-	-	-	-	285,595	-	3,458	-	-	
China, - - - - -	1,453,718	163,032	315	226,916	17,031	1	-	526	-	-	-	-	-	-	-	
All other countries, - - - - -	70,340	27,039	368	214,411	60,272	6,656	1,444	146	-	47	82,592	-	210,589	-	-	
Total, - - - - -	7,254,099	1,265,330	77,529	6,524,413	1,815,108	35,559	143,559	59,438	2,132	28,217	1,728,998	71,830	4,484,331	-	1,480	

AGGREGATE OF IMPORTATIONS—Continued.

1814.]

IMPORTS FOR THE YEAR 1812.

FROM	ARTICLES PAYING SPECIFIC DUTIES.													
	Molasses.	Beer, Ale, and Porter.	TEAS.				Coffee.	Cocoa.	Chocolate.	SUGAR.				Almonds.
			Bohea.	Souchong.	Hyson.	Other Green.				Brown.	White.	Candy.	Other re-fined.	
Gallons.		Pounds.												
Russia, - - - - -	-	-	-	7,391	44,306	23	362	4	-	209	-	-	-	-
Sweden and dependencies, - - - - -	2,222,939	-	-	294,957	13,400	20,282	1,733,661	16,189	42	19,493,848	245,433	-	-	-
Denmark and do - - - - -	-	-	-	-	-	-	292	-	-	1,077	-	-	-	-
Holland and do - - - - -	-	-	-	-	-	-	-	-	-	-	-	-	-	6,940
Great Britain and do - - - - -	8,361	20,541	-	-	5	-	101,445	-	-	760,985	174,373	-	-	85,514
France and do - - - - -	875,501	-	80	-	-	-	9,316,707	421,740	5	1,984,033	19,084	-	-	195,036
Spain and do - - - - -	4,956,067	901	-	425	759	269	15,163,488	456,305	1,163	30,547,162	15,468,519	-	-	26,494
Portugal and do - - - - -	21,102	-	-	132	994	11,827	469,799	250,944	36	8,649,861	373,564	-	-	169,767
Italy and Malta, - - - - -	23,435	-	-	-	-	-	394	-	-	100	-	-	-	3,066
Turkey, Levant, and Egypt, - - - - -	-	-	-	-	-	-	-	-	-	-	-	-	-	-
China, - - - - -	-	-	118,797	350,636	324,732	1,885,122	-	-	-	-	1,434	231	-	-
All other countries, - - - - -	33,859	1,156	-	21	207	-	1,470,675	17,799	-	5,614,345	74,609	-	1,089	14,692
Total, - - - - -	8,141,264	22,598	118,797	653,562	384,403	1,917,523	28,265,823	1,232,981	1,246	67,051,620	16,357,016	231	1,089	501,509

FROM	ARTICLES PAYING SPECIFIC DUTIES.													
	FRUITS.					CANDLES.		Cheese.	Soap.	Tallow.	SPICES.			
	Currants.	Prunes and Plums.	Figs.	Raisins in jars, &c.	All other Raisins.	Tallow.	Wax or Spermaceti.				Mace.	Nutmegs.	Cinnamon.	Cloves.
Pounds.														
Russia, - - - - -	-	-	-	-	-	25,166	3,928	-	333	1,005,645	-	-	-	-
Sweden and dependencies, - - - - -	-	-	-	-	-	28	-	-	-	-	-	-	-	3,720
Denmark and do - - - - -	-	-	-	-	-	-	-	-	-	-	-	-	-	-
Holland and do - - - - -	-	-	-	-	-	-	-	11,520	-	-	-	-	-	-
Great Britain and do - - - - -	-	22	80	176	-	-	-	1,727	908	160	-	542	21,655	-
France and do - - - - -	-	61,791	694	660	-	-	-	2,727	5	-	-	357	112	35,763
Spain and do - - - - -	-	-	13,835	585,374	118,908	39	390	-	198,848	221,178	2,585	11	974	1,788
Portugal and do - - - - -	2,805	167	20,183	12,465	1,902	-	-	-	-	104,950	-	-	-	-
Italy and Malta, - - - - -	187,369	-	16,169	14,934	60,743	-	-	56	275,712	-	-	-	-	-
Turkey, Levant, and Egypt, - - - - -	3,736	-	332,242	77,476	369,872	-	-	-	183,611	-	-	-	-	-
China, - - - - -	-	-	-	-	-	-	-	-	-	-	-	78	-	-
All other countries, - - - - -	60	121	-	251	-	6,202	1,125	32	117,291	-	2	1,218	-	612
Total, - - - - -	193,970	62,101	383,203	691,336	551,425	31,435	5,443	16,062	776,708	1,331,933	2,587	2,206	22,741	41,883

987

AGGREGATE OF IMPORTATIONS—Continued.

FROM	ARTICLES PAYING SPECIFIC DUTIES.														
	SPICES.			Tobacco manu- factured, other than Snuff and Cigars.	Snuff.	Indigo.	Cotton.	Gun Powder.	Starch.	Glue.	Pewter Plates and Dishes.	IRON.		Nails and Spikes.	
	Pepper.	Pimento.	Cassia.									Anchors and Sheet.	Slit and Hoop.		
Pounds.															
Russia, - - - - -	-	-	-	-	24	-	-	-	-	-	10,280	-	104,489	37,833	-
Sweden and dependencies, - - - - -	-	11	20,827	1,713	-	-	-	-	126	2,349	-	-	11,861	-	4,810
Denmark and do. - - - - -	-	-	-	-	-	-	-	-	-	-	-	-	16,396	137,048	57,776
Holland and do. - - - - -	902,825	-	-	-	-	-	-	-	-	-	-	-	-	-	-
Great Britain and do. - - - - -	47,632	16,268	-	-	122	57,790	1,611	-	17,484	-	3,072	-	70,192	114,032	267,744
France and do. - - - - -	-	-	444	424	130	3,671	133,888	-	1,626	47	-	-	9,433	-	-
Spain and do. - - - - -	14,772	222,486	-	191	305	164,990	91,441	30	121	-	-	-	11,477	-	17,131
Portugal and do. - - - - -	41,824	-	1,709	-	-	1,072	-	-	-	-	522	-	-	-	14,000
Italy and Malta, do. - - - - -	-	-	-	-	-	-	-	-	-	-	-	-	-	-	-
Turkey, Levant, and Egypt, - - - - -	-	-	-	-	-	-	-	-	-	-	53	-	-	-	-
China, - - - - -	124,560	-	286,237	-	-	-	-	-	-	-	-	-	-	-	-
All other countries, - - - - -	1,376,744	11,917	-	-	3	6,789	262,118	5,740	-	930	-	-	15,476	11,834	19,981
Total, - - - - -	2,508,357	250,682	309,217	2,328	584	234,312	494,073	5,770	19,357	14,181	3,072	239,324	300,747	381,442	-

FROM	ARTICLES PAYING SPECIFIC DUTIES.													
	Quicksilver.	PAINTS.			Lead and Manufactures of Lead.	CORDAGE.		Cables.	Steel.	Hemp.	Twine.	Coal.	FISH.	
		Ochre, Dry Yellow.	Spanish Brown.	White and Red Lead.		Tarred.	Untarred.						Dried.	Pickled.
Pounds.											Cwt.	Bushels.	Quintals.	Barrels.
Russia, - - - - -	-	-	-	-	-	1,634,311	12,402	96,387	995	152,023	24	39	-	1
Sweden and dependencies, - - - - -	1,976	-	-	-	10,598	-	-	-	3,267	-	-	-	-	-
Denmark and do. - - - - -	616	-	-	-	-	-	-	-	221	970	-	-	-	3
Holland and do. - - - - -	-	-	-	-	-	-	-	-	-	-	-	-	-	-
Great Britain and do. - - - - -	1,442	5,291	7,131	444,087	314,116	-	33,413	-	1,288	-	177	30,285	-	3
France and do. - - - - -	10,564	91,573	-	-	403	-	-	-	320	-	-	-	-	-
Spain and do. - - - - -	61,596	-	-	-	647,102	-	8,532	7,537	134	-	32	-	-	88
Portugal and do. - - - - -	6,490	-	-	1,253	11,165	36,160	-	-	136	550	-	430	-	1
Italy and Malta, - - - - -	1,881	-	-	-	-	-	970	-	360	-	-	-	-	-
Turkey, Levant, and Egypt, - - - - -	3,584	-	-	-	-	-	-	-	752	-	-	-	-	-
China, - - - - -	-	-	-	3,508	-	-	-	-	-	-	-	-	-	594
All other countries, - - - - -	865	140	168	10,578	16,016	25,234	5,704	2,034	733	-	28	14,478	2,221	-
Total, - - - - -	89,014	97,004	7,299	459,426	999,400	1,695,705	61,021	105,958	8,206	153,543	261	45,232	2,221	690



AGGREGATE OF IMPORTATIONS—Continued.

1814.]

IMPORTS FOR THE YEAR 1812.

989

185

T

FROM	ARTICLES PAYING SPECIFIC DUTIES.											
	Glass, Black quart Bottles.	WINDOW GLASS.			Cigars.	Malt.	Boots.	SHOES.			CARDS.	
		Not above 8 by 10.	Not above 10 by 12.	All above 10 by 12.				Silk.	Kid and Mo- rocco.	All other.	Wool and Cotton.	Playing.
	Groce.	100 square feet.			M.	Bushels.	Pairs.			Dozens.	Packs.	
Russia, - - - - -	-	731	30	316	-	-	193	24	869	94	-	-
Sweden and dependencies, - - - - -	14	252	449	-	39	-	-	-	612	-	-	72
Denmark and do. - - - - -	52	219	106	26	-	-	-	-	-	-	-	-
Holland and do. - - - - -	-	-	-	-	-	-	-	-	-	-	-	-
Great Britain and do. - - - - -	996	4	1	378	51	-	12	77	1,287	65	-	-
France and do. - - - - -	1,115	-	-	100	188	-	2	4,286	5,100	23	-	-
Spain and do. - - - - -	261	25	-	-	12,282	-	68	296	976	-	3	-
Portugal and do. - - - - -	17	509	61	-	40	-	-	258	215	-	-	-
Italy and Malta, - - - - -	39	-	-	-	-	-	-	922	71	-	-	-
Turkey, Levant, and Egypt, - - - - -	-	-	-	-	-	-	-	-	558	-	-	-
China, - - - - -	-	-	-	-	-	-	-	772	-	-	-	-
All other countries, - - - - -	80	109	-	2	32	6	171	1,013	2,447	36	-	-
Total, - - - - -	2,574	1,849	647	822	12,632	6	446	7,648	12,135	218	3	72

TREASURY DEPARTMENT, Register's Office, January 6, 1814.

JOSEPH NOURSE, Register.

13th CONGRESS.]

No. 185.

[2d Session.]

QUANTITY AND VALUE OF SPIRITS DISTILLED FROM OTHER MATERIALS THAN GRAIN,  
IMPORTED FROM 1804 TO 1812.

COMMUNICATED TO THE SENATE, JANUARY 11, 1814.

To the Senate of the United States:

I transmit to the Senate a report of the acting Secretary of the Treasury, complying with their resolution of the 31st of December, 1813.

JAMES MADISON.

January 10th, 1814.

TREASURY DEPARTMENT, January 5th, 1814.

SIR:

The resolution of the Senate of the 31st of December last requests the President of the United States to cause to be laid before that body a statement of the value of all articles manufactured or composed of wool, or of which wool is the material of chief value; also the value of all articles manufactured or composed of cotton, or of which cotton is the material of chief value; and also the value of all spirits distilled from the sugar cane, or from the produce of the sugar cane, which have been imported into the United States since the year 1804, specifying the amount of the said articles imported in each year.

I have the honor to state that the accounts rendered to the treasury by the collectors of the customs do not contain the information required by the above resolution, and that the materials for furnishing the statements requested do not exist at the treasury.

Articles manufactured or composed of wool or of cotton are, with a great variety of other articles, subject, on importation, to the payment of an ad valorem duty. They are not distinguished in the accounts and returns from other articles paying the same ad valorem duties; and no means exist, therefore, at the treasury, for ascertaining their amount or value.

Spirits distilled from the sugar cane, or the produce of the sugar cane, are liable to the same duty on importation as spirits distilled from any other material except from grain, and therefore are not distinguished in the treasury accounts from brandies, or spirits distilled from fruit. As the spirits imported from the West Indies are, however, known to consist almost wholly of spirits distilled from the produce of the sugar cane, a statement has been prepared exhibiting the quantity of spirits imported from thence for each year since 1804. The value of these spirits has been estimated from the prices current returned by the collectors of the customs with their quarterly abstracts of exports for each year, and is annexed to the statement.

I have the honor to be, very respectfully, sir, your most obedient servant,

W. JONES, *Acting Secretary of the Treasury.*

The PRESIDENT of the United States.

*Statement exhibiting the quantity and estimated value of Spirits, distilled from other materials than grain, imported into the United States from the West Indies and American Colonies.*

					Quantity.	Value, estimated.
					Gallons.	Dollars.
From the 1st of October, 1804, to the 30th of September,				1805,	6,563,972	6,170,133
Do. do. do. do. do.				1806,	7,576,379	7,197,560
Do. do. do. do. do.				1807,	6,382,764	5,808,315
Do. do. do. do. do.				1808,	4,694,105	4,130,812
Do. do. do. do. do.				1809,	3,086,509	3,364,294
Do. do. do. do. do.				1810,	4,185,783	4,604,361
Do. do. do. do. do.				1811,	3,636,830	5,455,245
Do. do. do. do. do.				1812,	3,763,959	6,022,334
Total,					39,890,301	42,753,054

NOTE.—The value has been estimated agreeably to the prices current returned by the collectors of the customs in their quarterly abstracts of exports for each year.

TREASURY DEPARTMENT, Register's Office, January 5, 1814.

JOSEPH NOURSE, *Register.*

13th CONGRESS.]

No. 186.

[2d Session.]

## MARINE HOSPITAL AT NEW YORK.

COMMUNICATED TO THE HOUSE OF REPRESENTATIVES, JANUARY 27, 1814.

Mr. ARCHER made the following report:

The Committee of Claims, to whom was referred the memorial of the governors of the New York hospital, having had the same, with the accompanying papers, under their consideration, respectfully ask leave to report:

That, by an act of Congress, passed on the 16th of July, 1798, a fund was authorized and directed to be raised for the relief of sick and disabled seamen, by a tax of twenty cents per month on their wages, for the whole period of their employment. That by the said act the President was authorized to provide for the temporary relief and maintenance of such seamen as should be sick or disabled, in hospitals or other proper institutions; and the expenditure of money in one district was expressly limited to the sum collected in the same. The President was further empowered to appoint, in the several ports, one or more persons to direct the expenditure of the fund, according to such instructions as should be given. The person appointed for this purpose in the port of New York was the collector of the customs, who, in obedience to instructions, made provision for the support of seamen in the New York hospital, of which the memorialists are the superintendents, and in the month of November, 1804, *limited the number of disabled seamen*, for whose maintenance, in said hospital, the United States would hold themselves responsible. During every year since that period the memorialists have received into the hospital a number of seamen exceeding the number allowed by the collector. For the support of these supernumerary seamen the memorialists, as directors of the institution, exhibit a claim of \$11,552 86 against the United States.

Your committee ask leave to subjoin, as a part of their report, a letter addressed to them, upon this subject, by the acting Secretary of the Treasury, from which it appears that, from the year 1804, to the year 1813, inclusive, there was received at the port of New York, for the marine hospital fund, the sum of \$403,944 04; and expended in the same port, from the said fund, in the same period, the sum of \$117,547 29; making the balance expended in New York more than that which was collected, \$13,603 25.

It was difficult for your committee to conceive upon what ground compensation could be claimed by the memorialists for the sum of \$11,552 86, expended by them more than what was allowed by the directors of the marine hospital. It may be said that the fund was made general by the act of 1802, and thereby, as its expenditure was no longer limited to the district in which it was created, an equitable demand arises to remuneration. But when it is recollected that there are many other districts in which a great tonnage (of course many seamen) are employed, the conclusion inevitably results, that the President could not, without a disregard to the interests of other portions of the Union, authorize in one district an expenditure undue in proportion to the demands of others.

The memorialists seem strongly to rely upon the application of this fund to other purposes than that for which it was originally created. A portion of it, it is true, has been appropriated to the building of suitable public hospitals for the reception of seamen. But this appropriation has unquestionably been in furtherance of the general beneficent objects of the original law. If the United States had violated the pledge which, in this instance, they had held out, it would certainly be a subject of serious complaint on the part of our seamen, but could have furnished no ground for reprehension, to any charitable institutions; the more particularly, when all contracts with them had been rigidly fulfilled by the United States.

Upon a review of all the circumstances which can possibly bear on the case, your committee are of opinion that the district of New York has received at least its due proportion of the fund for the support of seamen; and that the governors of the New York hospital, aware, as they acknowledge themselves to be, of the number of seamen for whose maintenance the Government would hold itself responsible, have no claim, either legal or equitable, for the reception and support of supernumerary seamen.

On the expediency of increasing the marine hospital fund, for which the memorialists pray, your committee do not consider themselves authorized to speak, as the consideration of such a subject would be without the sphere of the duties assigned them by the House. They report the following resolution:

*Resolved*, That the prayer of the governors of the New York hospital, so far as the same relates to a compensation for the support of seamen, beyond that which they have already received, ought not to be granted.

TREASURY DEPARTMENT, *January 18th*, 1814.

Sir:

In answer to your letter of the 15th instant, making certain inquiries relating to the petition of the governors of the New York hospital, I have the honor to state—

1. That the amount of moneys received into the treasury, for the relief of sick and disabled seamen, from the year 1804 to the year 1812, including the sum of \$38,513 96, received within that period from the officers and seamen of the navy of the United States for this purpose, is \$506,536 41; and that, for the year 1813, the accounts are not received at the treasury, but the amount is estimated to be about \$22,000, making in the whole, \$528,536 41, as will appear by the note at foot, marked (a).

2. That it is impossible to state the number of seamen, who, during the period above mentioned, have been supported or relieved from the above fund. Some of the accounts, rendered by the agents, do not specify the number relieved, but only the number under care, without noting the daily receptions and discharges. It is conceived, moreover, that this number, if it could be ascertained, would probably not be very material, when it is considered that a single individual has sometimes been supported out of this fund for years, without intermission; and, frequently, others have required medical attention and relief for a few days only.

3. That the sum received for the above fund, at the port of New York, during the period above mentioned, is \$113,944 04, as will appear by the note at foot, marked (b). The year 1813 is on estimate—the accounts for that year not having been all received.

4. That the number of seamen to whom relief has been afforded in the port of New York, during the above period, is very difficult to ascertain, some individuals having continued to receive relief for several years in succession, some for a few days only, and others repeatedly, for various periods, and at various intervals. The particulars of this expenditure have been annually reported to Congress for several years past, by which it appears that the average weekly cost to the United States, of each seaman supported and relieved in the New York hospital, is three dollars and twenty-five cents. By the annexed note, marked (c) it will be seen that the total amount of the expenditures in the city of New York, from 1804 to 1813, inclusive, (the last quarter of the year 1813 being however upon estimate, as the accounts are not yet received) has been \$117,547 29. This will give an average of sixty-nine seamen constantly receiving relief in that port during the whole of those ten years.

It may not be foreign to the inquiry which the committee is pursuing, to state, that, from the 1st of July, 1802, (when the marine hospital fund, in pursuance of the act of the 3d of May, 1802, became a general one) to the end of 1803, a period not embraced by your letter, there was received, including the sum unexpended at New York on the 30th of June, 1802, \$26,696 49, and expended only \$20,163 20; and the cost to the United States of the seamen supported and relieved in the New York hospital is considerably less than in any other regular hospital in the United States.

I have the honor to be, very respectfully, sir, your most obedient servant,

W. JONES, *Acting Secretary of the Treasury.*

HON. STEVENSON ARCHER, *Chairman of the Committee of Claims.*

(a.) Note of moneys received from the marine hospital fund, from the year 1804 to the year 1812, inclusive.

1804,	-	-	-	-	-	-	-	-	\$58,210 98
1805,	-	-	-	-	-	-	-	-	58,005 98
1806,	-	-	-	-	-	-	-	-	66,820 01
1807,	-	-	-	-	-	-	-	-	61,474 47
1808,	-	-	-	-	-	-	-	-	36,515 44
1809,	-	-	-	-	-	-	-	-	35,678 46
1810,	-	-	-	-	-	-	-	-	54,309 31
1811,	-	-	-	-	-	-	-	-	54,586 34
1812,	-	-	-	-	-	-	-	-	42,421 46
									468,022 45
Received from the navy, in 1809,	-	-	-	-	-	-	-	-	38,513 96
									506,536 41
1813, estimated at	-	-	-	-	-	-	-	-	22,000 00
									<u>\$528,536 41</u>

(b.) Note of moneys received for the marine hospital fund, at the port of New York, from the year 1804 to the year 1813, inclusive.

1804,	-	-	-	-	-	-	-	-	\$11,312 72
1805,	-	-	-	-	-	-	-	-	12,571 61
1806,	-	-	-	-	-	-	-	-	13,985 49
1807,	-	-	-	-	-	-	-	-	12,769 45
1808,	-	-	-	-	-	-	-	-	8,449 04
1809,	-	-	-	-	-	-	-	-	7,561 37
1810,	-	-	-	-	-	-	-	-	11,799 87
1811,	-	-	-	-	-	-	-	-	11,260 67
1812,	-	-	-	-	-	-	-	-	8,633 82
1813, (estimate)	-	-	-	-	-	-	-	-	5,600 00
									<u>\$103,944 04</u>

(c.) Note of the amount expended, at New York, for the relief of sick and disabled seamen, from the year 1804 to the year 1813, inclusive. (The fourth quarter of the year 1813 is on estimate.)

1804,	-	-	-	-	-	-	-	-	\$14,219 96
1805,	-	-	-	-	-	-	-	-	12,666 98
1806,	-	-	-	-	-	-	-	-	12,155 67
1807,	-	-	-	-	-	-	-	-	11,514 79
1808,	-	-	-	-	-	-	-	-	12,567 97
1809,	-	-	-	-	-	-	-	-	10,907 61
1810,	-	-	-	-	-	-	-	-	10,733 03
1811,	-	-	-	-	-	-	-	-	11,861 64
1812,	-	-	-	-	-	-	-	-	11,091 69
1813,	-	-	-	-	-	-	-	-	9,827 95
									<u>\$117,547 29</u>

13th CONGRESS.]

No. 187.

[2d SESSION.

EXPORTS FOR THE YEAR ENDING SEPTEMBER 30, 1813.

COMMUNICATED TO THE HOUSE OF REPRESENTATIVES, FEBRUARY 5, 1814.

TREASURY DEPARTMENT, February 4th, 1814.

SIR:

I have the honor to transmit, herewith, a statement of the exports of the United States during the year ending on the 30th September, 1813.

The value of these exports was—

In articles of domestic produce or manufacture,	-	-	-	-	-	-	-	-	\$25,008,152
In articles of foreign produce or manufacture,	-	-	-	-	-	-	-	-	2,847,845
									<u>\$27,855,997</u>

And they were exported to the following Countries, viz:

	Domestic.	Foreign.
To Spain and Portugal, and their dominions,	\$20,536,328	265,036
France, Holland, Hanse Towns, and Italy,	1,956,774	2,365,069
Sweden and Swedish West Indies,	2,411,569	196,753
All other countries,	103,481	20,987
<u>\$25,008,152</u>		<u>2,847,845</u>

I have the honor to be, very respectfully, sir, your most obedient servant,

W. JONES,

Acting Secretary of the Treasury.

The Honorable the SPEAKER of the House of Representatives.

Statement of Exports, the produce and manufacture of the United States, commencing the 1st of October, 1812, and ending the 30th September, 1813.

SPECIES OF MERCHANDISE.	Quantity or Value.	SPECIES OF MERCHANDISE.	Quantity or Value.
Fish, dried or smoked, - - quintals,	60,022	Biscuit or ship Bread, - - kegs,	4,073
pickled, - - - barrels,	13,333	Rice, - - - - - tierces,	120,843
do. - - - kegs,	568	Indigo, - - - - - pounds,	591
Oil, Whale, and other Fish, - - gallons,	4,979	Cotton, Sea Island, - - - do.	4,134,849
Spermaceti Candles, - - - pounds,	26,522	Other, - - - - - do.	14,975,167
Wood, Staves and Heading, - - thous'd,	7,179	Tobacco, - - - - - hhds.	5,314
Shingles, - - - do.	10,750	Flaxseed, - - - - - bushels,	189,538
Hoops and Poles, - - - do.	1,888	Wax, - - - - - pounds,	39,714
Boards and Plank, - - - do.	20,699	Household Furniture, - - - dollars,	2,230
Hewn Timber, - - - tons,	1,671	Coaches and other Carriages, - - do.	200
Lumber of all kinds, - - - dollars,	6,979	Hats, - - - - - do.	8,143
Masts and Spars, - - - do.	1,522	Saddlery, - - - - - do.	167
Oak Bark and other Dye, - - do.	118,416	Beer, Porter, and Cider, in casks, gallons,	4,008
All manufactures of, - - - do.	61,137	do. bottled, dozens,	20
Naval stores, Tar, - - - barrels,	10,065	Boots, - - - - - pairs,	55
Pitch, - - - do.	3,270	Shoes, Leather, - - - - - do.	5,716
Rosin, - - - do.	2,097	Candles, Tallow, - - - - - pounds,	270,050
Turpentine, - - - do.	16,123	Wax, - - - - - do.	3,446
Ashes, Pot, - - - tons,	1,670	Soap, - - - - - do.	757,367
Pearl, - - - do.	285	Tobacco manufactured, - - - do.	283,512
Skins and Furs, - - - dollars,	58,355	Leather, - - - - - do.	76,259
Beef, - - - barrels,	43,741	Lead, - - - - - do.	276,940
Pork, - - - do.	17,337	Maple Sugar, - - - - - do.	729,750
Hams and Bacon, - - - pounds,	607,196	Bricks, - - - - - M.	20
Tallow, - - - do.	300	Spirits, from grain, - - - gallons,	60,053
Butter, - - - do.	419,395	Linseed Oil, - - - - - do.	4,178
Cheese, - - - do.	276,552	Spirits of Turpentine, - - - do.	3,589
Lard, - - - do.	1,084,565	Cables and Cordage, - - - cwt.	946
Hides, - - - number of,	277	Cards, Wool and Cotton, - - - number,	240
Horned Cattle, - - - do.	469	Playing, - - - - - packs,	1,728
Horses, - - - do.	95	Iron, Nails, - - - - - pounds,	14,369
Sheep, - - - do.	934	Castings, - - - - - dollars,	19,621
Hogs, - - - do.	485	all manufactures of Iron,	
Poultry, - - - dozens,	152	or Iron and Steel, - - - do.	812
Wheat, - - - bushels,	288,535	Spirits, from molasses, - - - gallons,	495
Indian Corn, - - - do.	1,486,970	Sugar, refined, - - - - - pounds,	2,570
Rye, - - - do.	140,136	Chocolate, - - - - - do.	5,000
Oats, - - - do.	14,105	Gunpowder, - - - - - do.	13,650
Beans, - - - do.	4,201	Medicinal Drugs, - - - - - dollars,	5,264
Peas, - - - do.	18,080	Merchandise, and all articles not enumerated, manufac-	
Potatoes, - - - do.	25,728	tured, - - - - - do.	44,738
Apples, - - - barrels,	1,621	Merchandise and all articles not enumerated, raw produce, do.	42,959
Flour, - - - do.	1,260,943	Total value of the foregoing state-	
Meal, Rye, - - - do.	65,680	ment, - - - - - Dollars,	25,008,152
Indian, - - - do.	58,521		
Buckwheat, - - - do.	1		
Ship Stuff, - - - cwt.	67		
Biscuit or ship Bread, - - - barrels,	28,626		

Statement of Exports, the produce and manufacture of foreign countries, commencing the 1st October, 1812, and ending the 30th September, 1813.

SPECIES OF MERCHANDISE.	Quantity or Value.		
	Entitled to Drawback.	Not entitled to Drawback.	Total.
Value of goods free of duty, - - - dollars,	-	57,604	57,604
at 15 per cent. - - - do.	50,656	80,745	131,401
at 27½ do. - - - do.	36,910	24,646	61,556
at 17½ do. - - - do.	13,309	9,163	22,472
at 32½ do. - - - do.	4,972	2,241	7,213
at 22½ do. - - - do.	44	616	660
Wines, Malmsey Madeira and London particular, gallons,	767	215	982
All other Madeira, - - - do.	-	53	53
Burgundy, Champaign, &c. - - - do.	119	-	119
Sherry and St. Lucar, - - - do.	29	800	829
Claret, &c. in bottles or cases, - - - do.	5,769	1,012	6,781
Teneriffe, Fayal, &c. - - - do.	1,191	-	1,191
All other, - - - do.	68,647	22,841	91,488
Spirits, from grain, - - - do.	1,053	-	1,053
other materials, - - - do.	21,113	7,172	28,285
Teas, Hyson, Imperial, &c. - - - pounds,	-	129	129
Coffee, - - - do.	6,252,368	316,159	6,568,527
Cocoa, - - - do.	85,340	22,848	108,188
Sugar, Brown, - - - do.	2,556,698	922,628	3,479,326
White, clayed, or powdered, - - - do.	2,996,053	141,909	3,137,962

STATEMENT OF EXPORTS—Continued.

SPECIES OF MERCHANDISE.	Quantity or Value.		
	Entitled to Drawback.	Not entitled to Drawback.	Total.
Almonds, - - - - - pounds,	11,077	-	11,077
Fruit, Figs, - - - - - do.	-	210	210
Soap, - - - - - do.	22,090	33,881	55,971
Spices, Cinnamon, - - - - - do.	-	452	452
Mace, - - - - - do.	-	30	30
Cloves, - - - - - do.	593	696	1,489
Pepper, - - - - - do.	98,901	759	99,660
Pimento, - - - - - do.	-	5,160	5,160
Chinese Cassia, - - - - - do.	-	5,388	5,388
Indigo, - - - - - do.	5,058	5,871	10,929
Cotton, - - - - - do.	289,422	473	289,895
Nails, - - - - - do.	2,700	-	2,700
Paints, White and Red Lead, - - - - - do.	5,400	-	5,400
Steel, - - - - - cwt.	129	-	129
Fish, Foreign caught, dried, - - - - - quintals,	2,166	1,428	3,594
Glass, Black quart bottles, - - - - - groce,	91	28	119
Cigars, - - - - - M.	30	-	30
Molasses, - - - - - gallons,	994	315	1,309
Total value of the foregoing statement, - - - - - Dollars,	2,394,952	452,893	2,847,845

A Summary of the Value and Destination of the Exports of the United States, agreeably to the preceding Statement.

WHITHER EXPORTED.	Domestic Produce.	Foreign Produce.	Total value to the dominions of each Power.
Russia, - - - - -	50,400	750	51,150
Sweden, - - - - -	713,844	135,616	
Swedish West Indies, - - - - -	1,697,725	61,137	2,608,322
Holland, - - - - -	29,160	-	29,160
British American Colonies, - - - - -	2,422	-	2,422
Hamburg, Bremen, &c. - - - - -	13,086	-	13,086
French European ports on the Atlantic, - - - - -	1,780,291	2,296,453	4,277,650
Do. West Indies and American Colonies, - - - - -	132,290	68,616	
Spanish European ports on the Atlantic, - - - - -	6,506,401	40,168	10,113,436
Do. do. do. on the Mediterranean, - - - - -	25,700	737	
Teneriffe and the other Canaries, - - - - -	112,024	5,874	10,687,928
Floridas, - - - - -	404,537	839	
Honduras, Campeachy, and Musquito Shore, - - - - -	23,902	-	10,687,928
Spanish West Indies and American Colonies, - - - - -	2,809,705	183,549	
Portugal, - - - - -	9,992,012	7,275	10,687,928
Madeira, - - - - -	361,719	6,036	
Fayal and the other Azores, - - - - -	162,507	30	10,687,928
Coast of Brazil and other American colonies, - - - - -	137,821	20,528	
Italy, - - - - -	1,947	-	1,947
West Indies, generally, - - - - -	39,774	5,485	45,259
South Seas, - - - - -	-	1,070	1,070
Northwest Coast of America, - - - - -	10,885	13,682	24,567
Total, - - - - - Dollars,	25,008,152	2,847,845	27,855,997

*A Summary of the Value of Exports from each State.*

	Domestic.	Foreign.	Total.
New Hampshire, . . . . .	29,996	-	29,996
Massachusetts, . . . . .	1,513,069	294,854	1,807,923
Rhode Island, . . . . .	234,449	2,353	236,802
Connecticut, . . . . .	968,729	5,574	974,303
New York, . . . . .	7,060,807	1,124,687	8,185,494
New Jersey, . . . . .	10,260	-	10,260
Pennsylvania, . . . . .	3,249,623	327,494	3,577,117
Delaware, . . . . .	133,432	-	133,432
Maryland, . . . . .	2,782,073	1,005,792	3,787,865
Virginia, . . . . .	1,819,414	308	1,819,722
North Carolina, . . . . .	795,510	1,848	797,358
South Carolina, . . . . .	2,915,035	53,449	2,968,484
Georgia, . . . . .	1,094,595	-	1,094,595
Louisiana, . . . . .	1,013,667	31,486	1,045,153
*District of Columbia, . . . . .	1,387,493	-	1,387,493
<b>Total, Dollars,</b>	<b>25,008,152</b>	<b>2,847,845</b>	<b>27,855,997</b>

\* Alexandria.

TREASURY DEPARTMENT, Register's Office, February 1st, 1814.

JOSEPH NOURSE, Register.

*A Summary Statement of the Value of the Exports of the growth, produce, and manufacture, of the United States, during the year ending the 30th September, 1813.*

THE SEA—\$304,000.			
1. Fisheries.			
Dried fish, or cod fishery, . . . . .	-	210,000	
Pickled fish, or river fishery, herring, shad, salmon, mackerel, . . . . .	-	81,000	
Whale, common oil, and bone, . . . . .	2,500		
Spermacefi candles, . . . . .	10,500	13,000	
			304,000
THE FOREST—\$1,107,000.			
2. Skins and furs, . . . . .	-	58,000	
3. Product of wood.			
Lumber, (boards, staves, shingles, hoops, and poles, hewn timber, masts, &c.) . . . . .	636,000		
Oak bark and other dyes, . . . . .	118,000		
Naval Stores, (tar, pitch, rosin, turpentine) . . . . .	91,000		
Ashes, pot and pearl, . . . . .	204,000		
		1,049,000	
			1,107,000
AGRICULTURE—\$23,119,000.			
4. Product of animals.			
Beef, tallow, hides, live cattle, . . . . .	539,000		
Butter and cheese, . . . . .	95,000		
		634,000	
Pork, pickled, bacon, lard, live hogs, . . . . .	-	457,000	
Horses, . . . . .	8,000		
Sheep, . . . . .	2,000		
		10,000	
			1,101,000
5. Vegetable food.			
Wheat, flour, and biscuit, . . . . .	-	13,591,000	
Indian corn and meal, . . . . .	-	1,838,000	
Rice, . . . . .	-	3,021,000	
All other, (rye, oats, pulse, potatoes, apples, &c.) . . . . .	-	591,000	
			19,041,000
6. Tobacco, . . . . .	-	-	319,000
7. Cotton,* . . . . .	-	-	2,324,000
8. All other agricultural products.			
Indigo, . . . . .	-	1,000	
Flaxseed, . . . . .	-	265,000	
Maple Sugar, . . . . .	-	58,000	
Wax, . . . . .	-	9,000	
Poultry, &c. . . . .	-	1,000	
			334,000
MANUFACTURES—\$390,000.			
9. Of Domestic materials.			
Soap and tallow candles, . . . . .	124,000		
Leather, boots, shoes, saddlery, . . . . .	25,000		
Hats, . . . . .	8,000		
Grain, spirits, beer, . . . . .	46,000		
Wood, (including furniture, coaches, and other carriages) . . . . .	64,000		
Cordage, . . . . .	14,000		
Iron, . . . . .	22,000		
Various items, wax candles, tobacco, lead, linseed oil, spirits of turpentine, &c. . . . .	69,000		
		372,000	
			23,119,000

\* Sea island cotton valued at twenty cents per pound.

Upland cotton valued at ten cents per pound.

STATEMENT—Continued.

<i>Of foreign materials.</i>				
Spirits, of molasses, . . . . .			500	
Sugar, refined, . . . . .			500	
Chocolate, . . . . .			1,500	
Gunpowder, . . . . .			10,500	
Medicinal Drugs, . . . . .			5,000	
				18,000
				390,000
	UNCERTAIN—\$88,000			
10. <i>Articles not distinguished in returns.</i>				
Manufactured, . . . . .			-	45,000
Raw produce, . . . . .			-	43,000
				88,000
	Total,	Dollars,	-	25,008,000

*A Statement of the Duties collected on the importation of articles which were afterwards re-exported, without being entitled to drawback.*

SPECIES OF MERCHANDISE.	Amount of Duty.		SPECIES OF MERCHANDISE.	Amount of Duty.	
	Dollars.	Cts.		Dollars.	Cts.
Goods paying duties ad val. at 12½ per ct.	10,093	12	Sugar, Brown, - - - - -	46,131	40
25 do.	6,161	50	White, clayed, or powdered, - - - - -	8,514	54
15 do.	1,374	45	Fruit, Figs, - - - - -	8	40
30 do.	672	30	Soap, - - - - -	1,355	24
20 do.	123	20	Spices, Mace, - - - - -	75	00
Wines, Malmsey Madeira and London particular, - - - - -	249	40	Cinnamon, - - - - -	180	80
All other Madeira, - - - - -	53	00	Cloves, - - - - -	358	40
Sherry and St. Lucar, - - - - -	640	00	Pepper, - - - - -	91	08
Claret, &c. in bottles or cases, - - - - -	708	40	Pimento, - - - - -	412	80
All other, - - - - -	10,506	86	Chinese Cassia, - - - - -	431	04
Spirits, from other materials, - - - - -	3,586	00	Indigo, - - - - -	2,935	50
Molasses, - - - - -	31	50	Cotton, - - - - -	28	38
Teas, Hyson, Imperial, &c. - - - - -	82	56	Fish, foreign caught, and dried, - - - - -	1,428	00
Coffee, - - - - -	31,615	90	Glass, black quart Bottles, - - - - -	33	60
Cocoa, - - - - -	913	92			
			Total,	128,796	29

TREASURY DEPARTMENT, Register's Office, February 1st, 1813.

JOSEPH NOURSE, Register.

13th CONGRESS.]

No. 188.

[2d SESSION.

SIERRA LEONE.

COMMUNICATED TO THE HOUSE OF REPRESENTATIVES, FEBRUARY 9, 1814.

Mr. NEWTON, from the Committee of Commerce and Manufactures, to whom was referred an act passed by the Senate, to authorize the President of the United States to permit the departure of Paul Cuffee from the United States, with a vessel and cargo, for Sierra Leone, in Africa, and to return with a cargo, made the following report:

That, in the opinion of the committee, it would be impolitic, at a time when the Government of the United States has been compelled, from imperious necessity, to prohibit the coasting trade, to prevent the enemy from obtaining supplies of provisions, and thereby from keeping a considerable naval force on the coast of the United States, to relax the prohibitions of the embargo law, on the application of an individual, for a purpose which, how benevolently soever conceived, cannot be considered in any other light than as speculative—the efforts heretofore made and directed by the zeal and intelligence of the Sierra Leone Company having failed to accomplish the object designed by its institution. When exemptions from the operation of a law are made, the justice of which is not seen by every citizen, the wisdom of which is questionable, and the necessity of which is not palpably evident, discontent, if it did not exist, would be produced; and if it did exist, it would, by such policy, acquire expansion and vigor.

In what manner soever the act from the Senate be contemplated, the committee see difficulties which cannot be overcome by any suggestions of their ingenuity. They therefore, from this view of the subject, feel themselves constrained to recommend the rejection of the act to authorize the President of the United States to permit the departure of Paul Cuffee from the United States, with a vessel and cargo, for Sierra Leone, in Africa, and to return with a cargo.



13th CONGRESS.]

No. 189.

[2d Session.

## TONNAGE FOR THE YEAR 1812.

COMMUNICATED TO THE HOUSE OF REPRESENTATIVES, FEBRUARY 22, 1814.

TREASURY DEPARTMENT, February 22, 1814.

SIR:

I have the honor to transmit the annual statement of the district tonnage of the United States, on the 31st of December, 1812, together with an explanatory letter of the Register of the Treasury.

I have the honor to be, very respectfully, sir, your obedient servant,

G. W. CAMPBELL.

The Hon. the SPEAKER of the House of Representatives.

TREASURY DEPARTMENT, Register's Office, February 21, 1814.

SIR:

I have the honor to transmit the annual statement, to 31st December, 1812, of the district tonnage of the United States.

	Tons. 95ths.
The registered tonnage, as corrected at this office for the year 1812, is stated at . . . . .	760,624.40
The enrolled and licensed at . . . . .	477,971.58
The fishing vessels at . . . . .	31,401.33
Amounting to . . . . .	<u>1,269,997.36</u>

The tonnage on which duties were collected, during the same year, amounted as follows:

Registered tonnage, paying duty on each voyage, . . . . .	655,776.49
Enrolled and licensed tonnage employed in the coasting trade, paying an annual duty, . . . . .	338,196.19
Fishing vessels the same, . . . . .	27,841.17
	<u>1,021,813.85</u>

NOTE.—Duties were also paid on tonnage owned by citizens of the United States, engaged in foreign trade, not registered, . . . . . 12,222.60

Total amount of tonnage on which duties were collected, . . . . . 1,034,036.50

The registered tonnage being corrected for the year 1812, according to the mode prescribed for the government of the collectors of the several districts, as stated in the communication made to Congress, the 27th February, 1802, and in conformity with the intimation contained in the Register's letter, of 7th December, 1811, (with the exception of some of the smaller districts, from which the corrected lists could not be obtained in time,) may be considered nearly the true amount of that description of tonnage, . . . . . 760,624.40

The enrolled and licensed tonnage is stated at the amount upon which the annual duty was collected in 1812, on that description of tonnage, as being the most correct, and may be considered nearly the true amount, . . . . . 338,196.19

The fishing vessels the same, . . . . . 27,841.17

Amounting to . . . . . 1,126,661.76

Of the registered tonnage, amounting, as before stated, to 760,624.40, it has been ascertained that there were engaged in the whale fishery, . . . . . 1,987.64

Enrolled and licensed tonnage, also in the whale fishery, . . . . . 941.94

Amounting to . . . . . 2,929.63

It appears by the collectors' abstracts, that 84,691.42 tons new vessels were built during the year 1812, of which 58,677.21 tons were registered, and 26,014.21 tons were enrolled.

I have the honor to be, very respectfully, sir, your most obedient humble servant,

JOSEPH NOURSE, Register.

HON. GEO. W. CAMPBELL,

Secretary of the Treasury.

Abstract of the Tonnage of the Shipping of the several Districts of the United States, on the last day of December, 1812.

DISTRICTS.	Registered.		Enrolled and Licensed.		Licensed under twenty tons.		Aggregate Tonnage of each district.	Proportions of the Enrolled and Licensed Tonnage employed in the		
	Permanent.	Temporary.	Permanent.	Temporary.	Coast'g trade.	Cod Fishery.		Coast'g Trade.	Whale Fishery.	Cod Fishery.
	Tons. 95ths.	Tons. 95ths.	Tons. 95ths.	Tons. 95ths.	Tons. 95ths.	Tons. 95ths.		Tons. 95ths.	Tons. 95ths.	Tons. 95ths.
Portsmouth, <i>New Hampshire</i> ,	19,461.21	232.48	3,624.27	331.27	152.25	327.60	24,129.18	2,643.04	-	1,312.50
Newburyport, <i>Massachusetts</i> ,	15,670.72	1,530.35	7,262.39	-	84.31	207.13	24,755.00	6,895.10	-	367.29
Gloucester,	2,632.01	236.55	3,946.42	198.34	256.73	2,411.04	9,681.19	2,762.85	-	1,381.86
Salem,	20,682.75	1,624.11	9,505.63	270.53	37.10	59.09	32,179.31	8,922.03	-	854.18
Ipswich,	-	-	885.56	21.12	46.84	88.53	1,042.15	514.84	-	391.79
Marblehead,	4,406.22	355.10	11,662.37	193.32	-	200.45	16,817.52	8,220.53	-	3,635.17
Boston,	75,589.25	15,543.77	21,541.27	3,333.65	528.01	802.46	117,338.51	21,793.27	-	3,081.65
Plymouth,	8,342.56	344.36	9,581.77	-	20.62	150.05	18,439.46	7,631.77	-	1,950.00
Barnstable,	968.40	562.30	14,119.36	-	377.84	266.59	16,294.59	9,521.54	-	4,597.77
Nantucket,	11,021.81	118.88	5,071.75	322.16	152.78	-	16,687.53	4,554.83	725.35	113.68
Edgartown,	94.32	702.76	959.24	32.66	21.84	-	1,610.92	966.77	-	25.13
New Bedford,	17,106.42	144.63	8,672.03	-	98.85	-	26,022.03	8,321.45	-	350.53
Dighton,	1,671.43	99.11	4,548.28	-	72.31	-	6,391.18	4,548.28	-	-
York,*	950.88	177.30	1,873.86	408.40	112.40	112.82	3,635.81	2,135.05	-	147.26
Kennebunk,	8,607.26	618.79	784.31	-	18.66	131.06	10,160.18	702.29	-	82.02
Biddeford, Saco,	4,135.63	-	1,553.77	-	-	65.09	5,754.54	1,475.02	-	78.75
Portland,	21,850.13	3,120.89	11,272.23	203.86	649.77	695.00	37,792.03	11,078.52	-	397.57
Bath,	17,218.26	728.19	5,240.77	-	139.63	235.42	23,562.37	5,195.81	-	44.91
Wiscasset,	12,469.81	942.20	3,393.40	-	104.77	702.08	17,612.36	3,160.23	-	233.17
Waldoborough,	3,161.31	316.31	11,753.73	-	154.03	852.72	16,238.20	11,610.81	-	142.87
Penobscot,	6,163.66	2,570.65	10,668.51	-	460.54	116.77	20,480.28	10,425.18	-	243.33
Frenchman's Bay,	392.81	399.76	4,295.21	-	441.52	133.85	5,663.30	4,038.59	-	256.57
Machias,	154.42	537.30	1,194.24	-	90.37	81.50	2,058.03	1,106.92	-	87.37
Passamaquoddy,	866.69	2,145.09	986.50	1,784.38	107.09	32.39	5,922.24	2,696.73	-	74.15
Vermont,	551.47	-	-	-	-	-	551.47	-	-	-
Newport, <i>Rhode Island</i> ,	7,519.35	3,409.17	4,524.17	-	225.38	19.59	15,697.71	4,118.27	216.59	189.26
Bristol,	4,053.29	113.48	1,821.27	80.63	33.32	-	6,102.09	1,901.90	-	-
Providence,	8,710.43	455.68	4,693.60	-	-	-	13,859.76	4,693.60	-	-
New London, <i>Connecticut</i> ,	5,135.76	2,202.69	5,876.54	438.40	332.21	380.70	14,366.45	4,841.14	-	1,473.80
Middletown,	13,979.42	814.00	6,915.36	-	717.90	-	22,426.73	6,915.36	-	-
New Haven,	7,562.51	64.63	3,724.16	196.84	268.79	-	11,817.08	3,875.69	-	45.31
Fairfield,	194.38	-	5,670.33	-	90.02	-	5,954.73	5,670.33	-	-
Lake Champlain, <i>New York</i> ,	218.90	-	-	-	-	-	218.90	-	-	-
Hudson,	568.72	-	1,956.82	-	112.35	-	2,637.94	1,956.82	-	-
New York,	145,641.74	15,318.79	84,692.34	-	4,087.68	-	249,740.65	84,692.34	-	-
Sagg Harbor,	740.55	67.00	3,080.37	-	178.41	64.27	4,130.65	2,816.22	-	264.15

ABSTRACT—Continued.

DISTRICTS.	Registered.		Enrolled and Licensed.		Licensed under twenty tons.		Aggregate Tonnage of each district.	Proportions of the Enrolled and Licensed Tonnage employed in the		
	Permanent.	Temporary.	Permanent.	Temporary.	Coast'g trade.	Cod Fishery.		Coast'g trade.	Whale Fishery.	Cod Fishery.
	Tons. 95ths.	Tons. 95ths.	Tons. 95ths.	Tons. 95ths.	Tons. 95ths.	Tons. 95ths.		Tons. 95ths.	Tons. 95ths.	Tons. 95ths.
Perth Amboy, <i>New Jersey</i> , . . . . .	1,445.44	11,923.40	6,535.90	-	619.15	-	20,523.94	6,535.90	-	-
Little Egg Harbor, . . . . .	-	-	1,899.73	-	51.54	-	1,951.32	1,899.73	-	-
Burlington, † . . . . .	-	-	1,337.51	26.22	228.92	-	1,592.70	1,363.73	-	-
Bridgetown, . . . . .	226.70	43.94	10,770.50	168.32	1,560.16	-	12,706.72	10,875.32	-	-
Great Egg Harbor, † . . . . .	-	-	3,976.54	-	-	-	3,976.54	3,976.54	-	-
Philadelphia, <i>Pennsylvania</i> , . . . . .	64,958.23	6,322.74	14,357.77	1,187.05	1,956.76	-	88,782.65	15,544.82	-	-
Presque Isle, . . . . .	223.91	23.83	7,054.42	79.10	641.68	-	8,023.09	7,133.52	-	-
Wilmington, <i>Delaware</i> , . . . . .	69,570.32	8,500.08	14,045.34	-	2,420.00	-	94,535.74	14,045.34	-	-
Baltimore, <i>Maryland</i> , . . . . .	-	-	1,637.41	-	95.66	-	1,733.12	1,637.41	-	-
Chester, . . . . .	280.43	-	11,459.05	-	1,684.31	-	13,423.79	11,459.05	-	-
Oxford, . . . . .	912.70	57.06	12,676.17	-	1,920.94	-	15,566.92	12,676.17	-	-
Vienna, . . . . .	-	-	1,605.21	-	142.09	-	1,747.30	1,605.21	-	-
Havre de Grace, . . . . .	557.32	-	5,078.16	633.31	651.30	-	6,920.14	5,711.47	-	-
Snow Hill, . . . . .	-	325.32	1,732.09	-	434.21	-	2,491.62	1,732.09	-	-
Annapolis, . . . . .	-	-	1,442.26	-	32.58	-	1,474.84	1,442.26	-	-
Nottingham, . . . . .	-	-	2,087.42	-	299.31	-	2,386.73	2,087.42	-	-
Nanjemoy, St. Mary's, . . . . .	1,901.30	208.32	2,784.82	-	523.60	-	5,418.14	2,784.82	-	-
Georgetown, <i>Columbia</i> , . . . . .	5,619.85	1,879.11	3,724.20	121.40	876.93	-	12,221.59	3,845.60	-	-
Alexandria, . . . . .	-	-	627.43	27.15	230.01	-	881.59	654.58	-	-
Hampton, <i>Virginia</i> , . . . . .	14,188.71	8,991.49	8,327.91	2,787.57	1,570.01	-	35,865.79	11,115.53	-	-
Norfolk, . . . . .	1,835.88	925.56	3,341.42	585.11	502.82	-	7,190.89	3,926.53	-	-
Petersburg, . . . . .	1,914.61	1,853.39	3,612.57	1,074.50	60.33	-	8,515.50	4,687.12	-	-
Richmond, . . . . .	-	-	3,631.93	-	323.25	-	3,955.23	3,631.93	-	-
York Town, . . . . .	475.20	100.30	1,389.93	45.17	285.11	-	2,295.76	1,435.15	-	-
East River, . . . . .	337.31	377.32	4,998.57	82.50	794.87	-	6,508.17	4,998.57	-	-
Tappahannock, . . . . .	-	-	1,591.01	-	443.65	-	2,117.21	1,673.51	-	-
Yeocomico, . . . . .	-	102.39	1,169.16	-	396.84	-	1,668.47	1,169.19	-	-
Dumfries, . . . . .	1,286.01	-	1,613.13	-	1,272.82	-	4,172.01	1,613.13	-	-
Folly Landing, . . . . .	241.49	-	947.58	24.19	502.26	-	1,715.57	971.77	-	-
Cherry Stone, . . . . .	90.90	-	74.93	-	8.74	-	174.67	74.93	-	-
South Quay, . . . . .	-	-	-	-	-	-	-	-	-	-
Kentucky, . . . . .	2,773.18	2,463.47	463.91	142.71	237.45	-	6,080.82	606.67	-	-
Wilmington, <i>North Carolina</i> , . . . . .	2,322.02	516.10	2,331.07	-	257.82	-	5,427.06	2,331.07	-	-
Newbern, . . . . .	1,191.79	222.32	1,472.04	189.91	450.84	-	3,527.05	1,662.00	-	-
Washington, . . . . .	628.81	482.35	4,081.88	51.57	900.65	-	6,145.41	4,133.50	-	-
Edenton, . . . . .	-	-	-	-	-	-	-	-	-	-

ABSTRACT—Continued.

DISTRICTS.	Registered.		Enrolled and Licensed.		Licensed under twenty tons.		Aggregate Tonnage of each district.	Proportions of the Enrolled and Licensed Tonnage employed in the		
	Permanent.	Temporary.	Permanent.	Temporary.	Coast'g trade.	Cod Fishery.		Coast'g trade.	Whale Fishery.	Cod Fishery.
	Tons. 95ths.	Tons. 95ths.	Tons. 95ths.	Tons. 95ths.	Tons. 95ths.	Tons. 95ths.		Tons. 95ths.	Tons. 95ths.	Tons. 95ths.
Camden, . . . . .	1,593.41	1,926.82	2,149.85	-	754.72	-	6,424.90	2,149.85		
Beaufort, . . . . .	132.70	159.60	414.92	-	315.05	-	1,022.37	414.92		
Georgetown, <i>South Carolina</i> , . . . . .	229.78	313.74	637.70	129.40	-	-	1,310.72	767.15		
Charleston, . . . . .	10,772.73	3,643.37	10,117.22	2,857.02	115.60	-	27,506.04	12,974.24		
Beaufort, . . . . .	-	-	585.88	-	-	-	585.88	585.88		
Savannah, <i>Georgia</i> , . . . . .	1,245.07	3,663.92	853.18	5,220.86	-	-	10,983.13	6,074.09		
Sunbury, . . . . .	-	-	-	-	-	-	-	-		
Brunswick, . . . . .	248.47	-	426.09	101.69	96.04	-	872.34	527.78		
St. Mary's, . . . . .	116.00	1,245.50	494.80	746.19	-	-	2,602.54	1,241.04		
Hardwick, . . . . .	-	-	-	-	-	-	-	-		
Marietta, . . . . .	-	-	-	-	-	-	-	-		
Natchez, . . . . .	-	-	-	-	-	-	-	-		
Mississippi, . . . . .	8,090.65	4,091.33	1,776.27	1,090.61	852.10	-	15,901.06	2,866.88		
Genesee, . . . . .	-	-	-	-	24.00	-	24.00	-		
Oswego, . . . . .	26.24	-	61.32	-	-	-	87.56	61.32		
Buffalo Creek,   . . . . .	-	-	285.69	20.00	-	-	305.69	305.69		
Ocracock, . . . . .	-	-	731.63	-	12.87	-	744.45	731.63		
Plymouth, <i>North Carolina</i> , . . . . .	471.92	358.65	703.49	76.49	38.27	-	1,653.92	785.03		
Sandusky,§ . . . . .	-	-	-	13.81	-	-	13.81	13.81		
Erie, . . . . .	-	-	40.50	-	29.40	-	69.90	40.50		
Mobile, . . . . .	-	-	-	24.07	-	-	24.07	24.07		
Teche,¶ . . . . .	-	-	-	169.67	-	-	169.67	169.67		
Total, . . . . .	644,405.31	116,219.09	440,453.37	25,492.06	34,790.78	8,636.65	1,269,997.36	443,180.75	941.94	21,822.64

\* Third quarter, 1812.

† Fourth quarter, 1808.

‡ Fourth quarter, 1809.

|| Second quarter, 1812.

§ Second quarter, 1812.

¶ First quarter, 1812.

*Recapitulation of the Tonnage of the United States for the year 1812.*

	Tons. 95ths.	Tons. 95ths.	Tons. 95ths.
The aggregate amount of the tonnage of the United States, on 31st December, 1812, is stated at	-	-	1,269,997.36
Whereof: Permanent registered tonnage, - - - - -	644,405.31		
Temporary do. do. - - - - -	116,219.09		
Total registered tonnage, - - - - -		760,624.40	
Permanent enrolled and licensed tonnage, - - - - -	440,453.37		
Temporary do. do. do. - - - - -	25,492.06		
Total enrolled and licensed tonnage, - - - - -		(a) 465,945.43	
Licensed vessels under twenty tons, viz:			
Employed in the coasting trade, - - - - -	34,790.78		
Do. in the cod fishery, - - - - -	8,636.65		
Total licensed tonnage under twenty tons, - - - - -		43,427.48	
As above, - - - - -			1,269,997.36
(a) Of the enrolled and licensed tonnage, there was employed in the coasting trade, - - - - -	443,180.75		
Do. do. do. in the whale fishery, - - - - -	941.94		
Do. do. do. in the cod fishery, - - - - -	21,822.64		
As above, - - - - -		465,945.43	

TREASURY DEPARTMENT, *Register's Office, February 21, 1814.*JOSEPH NOURSE, *Register.*

13th CONGRESS.]

No. 190.

[3d SESSION.

## IMPORTS FOR THE YEAR ENDING SEPTEMBER 30, 1813.

COMMUNICATED TO THE HOUSE OF REPRESENTATIVES, JANUARY 9, 1815.

TREASURY DEPARTMENT, *January 7, 1815.*

SIR:

In conformity with a resolution of the House of Representatives, of May 29th, 1798, I have the honor to transmit, herewith, two statements of the importations of goods, wares, and merchandise, in American and foreign vessels, and an aggregate view of both, from the 1st of October, 1812, to the 30th of September, 1813.

I have the honor to be, very respectfully, sir, your most obedient servant,

A. J. DALLAS.

The Honorable the SPEAKER of the House of Representatives.

A General Statement of Goods, Wares, and Merchandise, imported into the United States in American Vessels, commencing the 1st day of October, 1812, and ending the 30th day of September, 1813.

IMPORTATIONS FROM EUROPE.

FROM	VALUE OF GOODS PAYING DUTIES AD VALOREM.			ARTICLES PAYING SPECIFIC DUTIES.												
	27½ per cent.	32½ per cent.	42½ per cent.	WINES.					SPIRITS.			TEAS.				
				Malmsey Madeira & London particular	All other Madeira.	Burgundy, Champaign &c.	Sherry and St. Lucar.	All other.	Foreign, distilled from Grain.	Foreign, distilled from other materials	Domestic, distilled from domestic produce.	Beer, Ale, and Porter.	Souchong, &c.	Other Green.		
	Dollars.			Gallons.										Gallons.	Pounds.	
Russia, - - - - -	27,634	1,030	139													
Sweden, - - - - -	20															
Denmark and Norway, - - - - -	3,156	12,753	-					12								
Holland, - - - - -	8	89	-													
England, Man, and Berwick, - - - - -	8,113,872	2,660,120	66,324	1,581	55	-	-	12,037	-	7,185	-	23,343	4			
Scotland, - - - - -	215,394	33,146	3,870	-	-	-	-	-	-	-	-	1,738				
Ireland, - - - - -	135,604	393	4,477													
French European Ports on the Atlantic, -	1,909,326	439,918	4,831	-	-	1,587	-	180,059	-	574,358	-	190				
Ditto ditto on the Mediterranean, -	3,067	4,267	-	-	-	-	-	-	-	11,128	-					
Spanish European Ports on the Atlantic, -	54,906	20,081	20	8	-	-	56,376	35,866	2	2	-		395			
Ditto ditto on the Mediterranean, -	192	206	-	-	-	-	-	27,602	-	-	-				7	
Portugal, - - - - -	66,794	12,931	13	19	-	-	4,589	1,333	-	-	134	7				
Italy and Malta, - - - - -		32														
<b>Total, - - - - -</b>	<b>10,529,973</b>	<b>3,184,966</b>	<b>79,674</b>	<b>1,608</b>	<b>55</b>	<b>1,587</b>	<b>60,965</b>	<b>256,909</b>	<b>2</b>	<b>592,673</b>	<b>134</b>	<b>25,278</b>	<b>399</b>	<b>7</b>		

IMPORTATIONS IN AMERICAN VESSELS FROM EUROPE—Continued.

FROM	ARTICLES PAYING SPECIFIC DUTIES.													
	Coffee.	SUGAR.		Almonds.	FRUITS.				Wax or Spermaceti Candles.	Cheese.	Soap.	Snuff.	POWDER.	
		Brown.	White.		Currants.	Prunes and Plums.	Raisins, in jars & boxes.	All other Raisins.					Hair.	Gun.
	Pounds.													
Russia, - - - - -	-	-	-	-	-	-	-	-	86	-	-	-	-	-
Sweden, - - - - -	-	-	-	-	-	-	-	-	-	-	-	-	-	-
Denmark and Norway, - - - - -	-	-	-	-	-	-	-	-	-	-	-	-	-	-
Holland, - - - - -	-	-	-	-	-	-	-	-	-	-	-	-	-	-
England, Man, and Berwick, - - - - -	-	-	-	990	-	-	-	-	-	4,813	675	76	-	124
Scotland, - - - - -	274	640	-	-	-	-	-	-	-	-	-	-	-	-
Ireland, - - - - -	-	-	-	-	-	-	-	-	-	-	-	-	-	-
French European ports on the Atlantic, - - - - -	14	28	-	78,700	76,286	10	41	-	-	693	-	-	60	-
Do. on the Mediterranean, - - - - -	-	-	-	175	-	-	462	-	-	-	-	-	-	-
Spanish European ports on the Atlantic, - - - - -	-	-	-	36,779	-	5,610	263,272	94,693	-	1,776	-	-	-	70
Do. Do. Mediterranean, - - - - -	-	1,020	197	-	-	-	500	-	-	-	-	-	-	-
Portugal, - - - - -	28	-	-	7,017	34	21,289	29,040	15,716	-	-	-	-	-	-
Italy and Malta, - - - - -	-	-	-	-	-	-	-	-	-	-	-	-	-	-
Total, - - - - -	316	1,688	197	123,661	76,320	26,909	293,315	110,409	86	7,282	675	76	60	194

1815.]

IMPORTS FOR THE YEAR 1815.

1003

IMPORTATIONS IN AMERICAN VESSELS FROM EUROPE—Continued.

FROM	ARTICLES PAYING SPECIFIC DUTIES.														
	Glue.	Pewter Plates and Dishes.	IRON.		Nails and Spikes.	Quick-silver.	PAINTS.				Lead and manufactures of Lead.	Seines.	CORDAGE.		Cables.
			Anchors and Sheet.	Slit and Hoop.			Ochre, Yellow, in Oil.	Ochre, Dry Yellow.	Spanish Brown.	White and Red Lead.			Tarred.	Untarred.	
Pounds.															
Russia, - - - - -	-	-	-	-	-	-	-	-	-	-	-	-	21,895	-	-
Sweden, - - - - -	-	-	-	-	-	-	-	-	-	-	-	-	-	-	-
Denmark and Norway, - - - - -	-	-	-	-	-	-	-	-	-	-	-	-	-	-	-
Holland, - - - - -	-	-	-	-	-	-	-	-	-	-	-	-	-	-	-
England, Man, and Berwick, - - - - -	12,891	1,358	342,062	347,804	601,697	-	336	2,474	19,537	841,118	415,550	590	-	5,717	6,300
Scotland, - - - - -	-	-	-	-	-	-	-	-	-	19,040	-	-	-	-	-
Ireland, - - - - -	17,489	-	-	-	-	-	-	-	-	-	-	-	-	-	-
French European ports on the Atlantic, - - - - -	-	-	-	-	-	-	-	-	-	6,899	-	-	150	-	-
Do. do. do. Mediterranean, - - - - -	-	-	-	-	-	-	-	-	-	-	-	-	-	-	-
Spanish do. do. Atlantic, - - - - -	-	-	-	-	-	241	-	-	-	-	-	-	-	-	-
Do. do. do. Mediterranean, - - - - -	-	-	-	-	-	-	-	-	-	-	-	-	-	-	-
Portugal, - - - - -	-	-	-	-	-	-	-	-	-	475	-	-	-	-	-
Italy and Malta, - - - - -	-	-	-	-	-	-	-	-	-	-	-	-	-	-	-
Total, - - - - -	30,380	1,358	342,062	347,804	601,697	241	336	2,474	19,537	867,532	415,550	590	22,045	5,717	6,300



IMPORTATIONS IN AMERICAN VESSELS FROM EUROPE—Continued.

127

11

ARTICLES PAYING SPECIFIC DUTIES.

FROM	Steel.	Hemp.	Twine and Packthread	Coal.	Fish, fo- reign caught and dried.	Glass Black Quart Bottles.	WINDOW GLASS.			Cigars.	Boots.	SHOES AND SLIPPERS.			Playing Cards.
							Not above 8 inches by 10.	Not above 10 inches by 12.	All above 10 inches by 12.			Silk.	All other for men and women.	All other for children.	
Russia, - - - - -	-	294	-	-	-	-	75	75	-	-	-	-	-	-	-
Sweden, - - - - -	-	-	-	-	-	-	-	-	-	-	-	-	-	-	-
Denmark and Norway, - - - - -	-	-	-	-	83	-	-	-	-	-	-	-	-	-	-
Holland, - - - - -	-	-	-	-	-	-	-	-	-	-	-	-	-	-	-
England, Man, and Berwick, - - - - -	2,982	-	378	51,634	-	1,509	3,625	156	75	4	261	62	1,383	12	-
Scotland, - - - - -	-	-	32	2,479	-	145	40	40	10	-	-	-	-	-	-
Ireland, - - - - -	-	-	-	1,734	-	-	-	-	-	-	-	-	-	-	-
French European ports on the Atlantic, - - - - -	2,605	-	68	-	-	866	-	-	-	-	-	818	640	24	72
Do. do. on the Mediterranean, - - - - -	-	-	-	-	-	-	-	-	-	-	-	-	-	-	-
Spanish do. on the Atlantic, - - - - -	-	-	-	-	-	-	-	-	-	-	-	-	12	-	-
Do. do. on the Mediterranean, - - - - -	-	-	-	-	-	-	-	-	-	-	-	-	-	-	-
Portugal, - - - - -	-	-	-	1,056	-	2	-	-	-	-	-	7	-	-	-
Italy and Malta, - - - - -	-	-	-	-	-	-	-	-	-	-	-	-	-	-	-
Total, - - - - -	5,587	294	478	56,903	83	2,522	3,740	271	85	4	261	887	2,035	36	72

1813.]

IMPORTS FOR THE YEAR 1813.

1005

IMPORTATIONS IN AMERICAN VESSELS FROM ASIA AND AFRICA.

FROM		VALUE OF GOODS PAYING DUTIES AD VALOREM.		ARTICLES PAYING SPECIFIC DUTIES.											
		At 27½ per cent.	At 32½ per cent.	WINES.			TEAS.				Coffee.	SUGAR.			
				Malmsey Madeira & London particular.	Sherry and St. Lucar.	All other.	Bohea.	Souchong, &c.	Hyson, &c.	Other Green.		Brown.	White.	Candy.	
		Dollars.		Gallons.			Pounds.								
ASIA.	British East Indies, -	1,149,525	7,505	-	-	51	-	-	-	-	1,322	217,103	310,382	-	-
	China, -	478,495	88,181	100	17	-	32,078	151,764	181,449	463,265	170	68,325	216	473	-
	East Indies, generally, -	-	-	-	-	-	-	-	-	-	500	-	-	-	-
AFRICA.	Bourbon and Mauritius, -	798	-	-	-	-	-	-	-	-	320	268,976	-	-	-
	Madeira, -	-	59	51	-	-	-	-	-	-	-	-	-	-	-
	Cape de Verd Islands, -	-	76	-	-	-	-	-	-	-	-	-	-	-	-
	Total, -	1,628,818	95,821	151	17	51	32,078	151,764	181,449	464,587	218,093	647,683	216	473	-

FROM		ARTICLES PAYING SPECIFIC DUTIES.													
		SPICES.				Tobacco manufactured, other than Snuff and Cigars.	Indigo.	Cotton.	White and Red Lead.	Lead and manufactures of Lead.	Untarred Cordage.	Twine and Pack-thread.	Black Quart Bottles.	SHOES AND SLIPPERS.	
		Nutmegs.	Cloves.	Pepper.	Cassia.									Silk.	All other for men and women.
		Pounds.											Cwt.	Groce.	Pairs.
ASIA.	British East Indies, -	-	-	58,681	842	181	200,570	-	-	-	19,586	354	-	109	198
	China, -	11	-	-	53,551	-	-	-	25,723	3,000	-	-	1	4,300	102
	East Indies, generally, -	-	-	-	-	-	-	-	-	-	-	-	-	-	-
AFRICA.	Bourbon and Mauritius, -	-	43,740	-	-	-	-	969	-	-	-	-	-	-	-
	Madeira, -	-	-	-	-	-	-	-	-	-	-	-	-	-	-
	Cape de Verd Islands, -	-	-	-	-	-	-	-	-	-	-	-	-	-	-
	Total, -	11	43,740	58,681	54,393	181	200,570	969	25,723	3,000	19,586	354	1	4,409	300

IMPORTATIONS IN AMERICAN VESSELS FROM THE WEST INDIES, AMERICAN COLONIES, &c.

1815.]

IMPORTS FOR THE YEAR 1815.

1007

FROM	GOODS PAYING DUTIES AD VAL.			ARTICLES PAYING SPECIFIC DUTIES.											
	At 27½ per cent.	At 32½ per cent.	At 42½ per cent.	WINES.				SPIRITS.		Molasses.	Beer, Ale, and Porter.	TEAS.			Coffee.
				Malmsey Madeira, and L. P.	All other Madeira.	Sherry and St. Lucar.	All other.	Foreign, distilled from Grain.	Foreign, distilled from other materials.			Souchong, &c.	Hyson, &c.	Other Green.	
	Dollars.			Gallons.								Pounds.			
Swedish West Indies, - - -	1,371	506	1	-	-	-	-	-	99,524	137,722	-	-	-	-	110,859
British do. - - - - -	217	278	1	-	-	-	-	-	19,637	2,182	-	-	-	-	35,232
British American Colonies, - - -	74,611	38,390	126	-	-	-	-	-	-	-	-	-	-	-	523
French West Indies and American colonies, - - -	1,010	712	-	-	-	-	-	-	12	8,930	-	-	-	-	1,777,353
Floridas, - - - - -	666	1,634	-	-	-	-	5,372	-	-	5,378	-	-	-	-	252,734
Honduras, Campeachy, &c. - - -	13	601	-	-	-	-	-	-	-	-	-	-	-	-	-
Spanish West Indies and American Colonies, - - -	13,139	2,745	-	-	-	-	34,167	-	17,003	169,324	15	-	-	-	998,702
Coast of Brazil and other do. - - -	174,272	332	-	-	-	-	-	-	-	1,007	-	-	-	-	5,140
West Indies, generally, - - - - -	-	-	-	-	-	-	-	-	-	-	-	-	-	-	64,050
Uncertain ports, places, &c. - - -	100,387	46,602	1,204	-	-	-	18,059	-	1,932	-	-	-	-	-	44,136
Vessels captured, - - - - -	661,939	137,604	2,688	303	2,286	31	109,984	1,226	167,355	29,846	9,536	1,000	252	135	1,228,651
Total, - - - - -	1,027,625	229,404	4,020	303	2,286	31	167,582	1,226	305,463	354,389	9,551	1,000	252	135	4,517,339

FROM	ARTICLES PAYING SPECIFIC DUTIES.														
	Cocoa.	Chocolate.	SUGAR.			Almonds.	FRUITS.					CANDLES.		Cheese.	Soap.
			Brown.	White.	Loaf.		Currants.	Prunes and Plums.	Figs.	Raisins, in jars and boxes.	Raisins, all other.	Tallow.	Wax or Spermaceti		
Pounds.															
Swedish West Indies, - - - - -	50	2	1,056,874	-	-	-	-	-	-	1,880	1,000	-	-	-	-
British do. - - - - -	-	-	320,373	-	-	-	-	-	-	-	-	-	-	-	-
British American Colonies, - - -	-	-	675	-	-	-	-	-	-	-	-	-	-	-	83
French West Indies and American Colonies, - - -	89,259	-	542,935	-	-	-	-	-	-	-	-	-	-	-	-
Floridas, - - - - -	-	101	98,752	75,786	-	-	-	-	-	45	-	15,157	-	-	-
Honduras, Campeachy, &c. - - -	-	-	-	-	-	-	-	-	-	-	-	-	-	-	-
Spanish West Indies and American Colonies, - - -	28,548	152	1,336,383	286,516	65	2,414	-	-	75	1,509	300	-	725	554	2,512
Coast of Brazil and other do. - - -	-	-	943,426	42,508	-	-	-	-	-	-	-	-	-	-	-
West Indies, generally, - - - - -	-	-	66,468	102,238	-	-	-	-	-	-	-	-	-	-	-
Uncertain ports, places, &c. - - -	-	6	131,621	-	-	707	-	61	-	9,380	31,600	21,219	-	14,219	20,198
Vessels captured, - - - - -	447,725	101	2,899,760	-	1,336	90,710	39,804	-	-	-	-	-	-	-	-
Total, - - - - -	565,582	362	7,397,267	507,048	1,401	93,831	39,804	61	75	12,814	32,900	29,376	725	14,782	22,802

IMPORTATIONS IN AMERICAN VESSELS FROM THE WEST INDIES, AMERICAN COLONIES, &c.—Continued.

1008

COMMERCE AND NAVIGATION.

FROM	ARTICLES PAYING SPECIFIC DUTIES.													
	Tallow.	SPICES.				Tobacco manufactured, other than Snuff and Cigars.	Snuff.	Indigo.	Cotton.	POWDER.		Starch.	Glue.	Pewter Plates and Dishes.
		Nutmegs.	Cloves.	Pepper.	Pimento.					Hair.	Gun.			
Pounds.														
Swedish West Indies, - - -	-	-	-	-	-	-	-	38,391	-	-	-	-	-	38
British West Indies, - - -	-	-	-	-	-	-	-	-	-	-	-	-	-	-
British American Colonies, - - -	-	-	-	-	-	-	-	-	-	-	-	-	-	-
French West Indies and American Colonies, - - -	-	-	2,643	-	-	-	-	12,476	-	-	-	-	-	-
Floridas, - - -	11,222	-	-	-	1,855	-	24	26,002	-	148	-	-	327	-
Honduras, Campeachy, &c. - - -	1,096	-	-	-	7,711	-	1,760	-	-	-	-	-	-	-
Spanish West Indies and American Colonies, - - -	54,959	-	-	1,353	-	-	15,169	10,599	-	-	2,559	-	-	-
Coast of Brazil and other American Colonies, - - -	13,111	102	-	-	-	-	512	-	-	-	-	-	-	-
West Indies, generally, - - -	-	-	-	-	-	-	-	13,092	-	-	-	-	-	-
Uncertain ports, places, &c. - - -	-	-	-	-	-	-	1,007	291,721	-	143	-	-	-	-
Vessels captured, - - -	277,000	-	-	471	2	2,356	956	1,391,411	50	2,433	336	1,052	-	-
<b>Total,</b> - - -	<b>357,388</b>	<b>102</b>	<b>2,643</b>	<b>1,824</b>	<b>9,568</b>	<b>2,356</b>	<b>423</b>	<b>19,428</b>	<b>1,783,692</b>	<b>50</b>	<b>2,724</b>	<b>2,895</b>	<b>1,279</b>	<b>38</b>

FROM	ARTICLES PAYING SPECIFIC DUTIES.														
	IRON.		Nails and Spikes.	PAINTS.			Lead, and manufactures of Lead.	Seines.	CORDAGE.		Cables.	Steel.	Twine and Packthread.	Glauber Salts.	Coal.
	anchors and Sheet.	Slit and Hoop.		Ochre, Dry Yellow.	Spanish Brown.	White and Red Lead.			Tarred.	Untarred.					
Pounds.														Cwt.	Bushels.
Swedish West Indies, - - -	-	-	-	-	-	-	-	-	-	-	-	-	-	-	-
British West Indies, - - -	-	-	-	-	-	-	-	-	-	-	-	-	-	-	-
British American Colonies, - - -	-	-	1,160	-	-	-	12	-	-	20	-	-	-	-	-
French West Indies and American Colonies, - - -	-	-	-	-	-	-	-	-	-	-	-	-	-	-	-
Floridas, - - -	-	-	-	-	-	-	-	-	-	2,503	-	-	11	2	-
Honduras, Campeachy, &c. - - -	-	-	-	-	988	-	-	-	-	7,338	-	-	8	1	38
Spanish West Indies and American Colonies, - - -	-	-	-	-	-	-	-	-	-	-	-	-	-	6	-
Coast of Brazil and other American Colonies, - - -	-	-	-	-	-	-	-	-	106,916	-	-	-	-	-	-
West Indies, generally, - - -	-	-	-	-	-	-	-	-	-	-	-	-	-	-	-
Uncertain ports, places, &c. - - -	-	-	-	-	-	-	-	-	-	-	-	-	-	-	-
Vessels captured, - - -	23,798	123,319	193,705	360	13,617	12,387	61,096	179	8,734	2,401	1,568	12	65	3	24,471
<b>Total,</b> - - -	<b>23,798</b>	<b>123,319</b>	<b>194,865</b>	<b>360</b>	<b>14,605</b>	<b>12,387</b>	<b>61,108</b>	<b>179</b>	<b>115,650</b>	<b>12,262</b>	<b>1,568</b>	<b>12</b>	<b>84</b>	<b>11</b>	<b>24,509</b>

1815.

IMPORTATIONS IN AMERICAN VESSELS FROM THE WEST INDIES, AMERICAN COLONIES, &c.—Continued.

FROM	ARTICLES PAYING SPECIFIC DUTIES.														
	FISH.				Glass Black Quart Bottles.	WINDOW GLASS.			Cigars.	Foreign Lime.	Boots.	SHOES AND SLIPPERS.			Cards, wool and cotton.
	Foreign caught and dried.	Pickled Salmon.	Pickled Mackerel.	All other pickled.		Not above 8 inches by 10.	Not above 10 inches by 12.	All above 10 inches by 12.				Silk.	All other for men and wo- men.	All other for chil- dren.	
	Quintals.	Barrels.			Groce.	100 sq. feet.			M.	Casks of 60 gallons.	Pairs.			Dozens.	
Swedish West Indies, - - -	-	-	-	-	2	-	-	-	-	-	-	-	-	-	84
British West Indies, - - -	-	-	-	24	-	-	-	-	-	-	-	-	2	-	-
British American Colonies, - - -	-	-	-	-	-	-	-	-	-	-	-	-	-	-	-
French West Indies and American Colonies, Floridas, - - - - -	-	-	-	2	-	-	-	-	20	-	-	-	-	-	-
Honduras, Campeachy, &c. - - -	-	-	-	-	-	-	-	-	-	-	-	-	-	-	-
Spanish West Indies and American Colonies, Coast of Brazil and other American Colonies, West Indies, generally, - - - - -	-	-	-	7	1	-	-	-	151	-	-	-	-	-	-
Uncertain ports and places, - - -	-	-	-	-	2	-	-	-	-	-	-	-	-	-	-
Vessels captured, - - - - -	10,017	76 647	77	1,498	686	20	6	59	25	393	137	20	3,868	790	5
Total, - - - - -	10,017	723	77	1,531	691	20	6	59	196	393	137	20	3,870	790	89

A General Statement of Goods, Wares, and Merchandise, imported into the United States in Foreign Vessels, commencing the 1st of October, 1812, and ending the 30th of September, 1813.

IMPORTATIONS FROM EUROPE.

FROM	VALUE OF GOODS PAYING DUTIES AD VALOREM.			ARTICLES PAYING SPECIFIC DUTIES.											
	At 31 & 64- 10ths per cent.	At 37 4- 10ths per cent.	At 48 95- 100ths per cent.	WINES.				Foreign distilled Spirits from oth- er materials than Grain.	Beer, Ale, and Porter.	Coffee.	Cocoa.	Chocolate.	SUGAR.		
				Malmsey Madeiras, and London Parti- cular.	All other Madeira.	Sherry and St. Lucar.	All other.						Brown.	White.	
	Dollars.			Gallons.				Pounds.							
Russia, - - - - -	121	-	-	-	-	-	-	-	-	-	-	-	-	-	-
Sweden, - - - - -	225,494	13,773	316	-	-	-	-	-	-	-	-	-	-	-	-
England, Man, and Berwick, - - -	56,271	5,661	-	-	-	-	-	-	1,752	-	-	-	-	-	-
Ireland, - - - - -	138	83	-	-	-	-	-	-	-	-	-	-	-	-	-
Scotland, - - - - -	2,932	-	-	-	-	-	-	-	-	-	-	-	-	-	-
French European ports on the Atlantic, - - -	27,913	7,322	17	-	-	-	17,972	43,010	-	-	-	-	-	-	-
Spanish European ports on the Atlantic, - - -	134,623	9,394	-	-	-	18,342	4,041	-	-	-	-	-	-	-	-
Do. do. on the Mediterranean, - - - - -	-	109	-	-	-	-	22,544	-	-	555	-	-	-	-	-
Portugal, - - - - -	18,024	19,306	288	97	236	-	40,640	-	-	-	29,566	10	293,359	77,151	
Fayal and the other Azores, - - - - -	26,638	6,998	-	-	27	-	4,965	-	-	-	-	-	-	-	-
Total, - - - - -	492,154	62,646	621	97	263	18,342	90,162	43,010	1,752	555	29,566	10	293,359	77,151	

1813.]

IMPORTS FOR THE YEAR 1813.

1009

IMPORTATIONS IN FOREIGN VESSELS FROM EUROPE—Continued.

1010

COMMERCE AND NAVIGATION.

1815.

FROM	ARTICLES PAYING SPECIFIC DUTIES.													
	FRUITS.						SPICES.		Gun Powder.	IRON.		PAINTS.		
	Almonds.	Currants.	Prunes and Plums.	Figs.	Raisins, in jars and boxes.	All other Raisins.	Pepper.	Pimento.		Anchors & Sheet.	Slit and Hoop.	Quick-silver.	Yellow Ochre, in Oil.	White and Red Lead.
Pounds.														
Russia, - - - - -	-	-	-	-	-	-	-	-	-	90,445	10,642	-	-	65,000
Sweden, - - - - -	-	-	-	-	-	-	-	-	135	-	-	-	-	-
England, Man, and Berwick, - - - - -	-	-	-	-	-	-	-	-	-	-	-	-	-	-
Ireland, - - - - -	-	-	-	-	-	-	-	-	-	-	-	-	-	-
Scotland, - - - - -	-	-	-	-	-	-	-	-	-	-	-	-	-	-
French European ports on the Atlantic, - - - - -	5,124	-	3,803	-	23	-	-	-	-	-	-	-	-	-
Spanish do. do. - - - - -	23,928	-	-	-	166,868	19,643	-	-	-	-	-	2,503	-	-
Do. do. Mediterranean, - - - - -	3,139	588	-	27,379	370,313	500,649	-	-	-	-	-	-	-	-
Portugal, - - - - -	34,536	-	340	24,187	687	-	10,299	6,842	-	-	-	-	1,458	32,001
Fayal and the other Azores, - - - - -	764	-	-	-	223	-	-	-	-	-	-	-	-	-
Total, - - - - -	67,491	588	4,143	51,566	538,114	520,292	10,299	6,842	135	90,445	10,642	2,503	1,458	97,001

FROM	ARTICLES PAYING SPECIFIC DUTIES.														
	Lead, and manufactures of Lead.	Tarred Cordage.	Cables.	Steel.	Coal.	GLASS.	WINDOW GLASS.			Cigars.	Boots.	SHOES AND SLIPPERS.			Playing Cards.
						Black quart Bottles.	Not above 8 inch. by 10.	Not above 10 inches by 12.	All above 10 inches by 12.			Silk.	All other for Men & Women.	All other for Children.	
	Pounds.			Cwt.	{Bushels.	Groce.	100 square feet.			M.	Pairs.			Packs.	
Russia, - - - - -	-	1,148	7,990	-	-	-	-	-	-	-	-	-	-	-	-
Sweden, - - - - -	-	-	-	1,406	-	-	458	278	42	-	15	-	20	15	-
England, Man, and Berwick, - - - - -	56,390	-	-	-	15	63	-	-	-	-	-	-	-	-	-
Ireland, - - - - -	-	-	-	-	104	-	-	-	-	-	-	-	-	-	-
Scotland, - - - - -	-	-	-	-	-	-	-	-	-	-	-	-	-	-	-
French European ports on the Atlantic, - - - - -	-	-	-	62	-	58	-	-	-	-	-	24	-	240	540
Spanish do. do. - - - - -	-	-	-	-	-	-	-	-	-	-	-	-	-	-	-
Do. do. Mediterranean, - - - - -	-	-	-	-	-	-	-	-	-	7	-	-	-	-	-
Portugal, - - - - -	13,992	-	-	-	-	14	-	-	-	-	-	-	-	-	-
Fayal and the other Azores, - - - - -	-	-	-	-	-	-	-	-	-	-	-	-	-	-	-
Total, - - - - -	70,382	1,148	7,990	1,468	119	135	458	278	42	7	15	24	20	255	540

IMPORTATIONS IN FOREIGN VESSELS FROM AFRICA AND ASIA.

FROM	VALUE OF GOODS PAYING DUTIES AD VALOREM.		ARTICLES PAYING SPECIFIC DUTIES.									
	At 31 6¼-10ths per cent.	At 37 4-10ths per cent.	WINES.				Almonds.	FRUITS.		Soap.	Black Quart Bottles.	Silk Shoes.
			Malmsey Madeira and London particular.	All other Madeira.	Sherry and St. Lucar.	All other.		Figs.	Jar Raisins.			
	Dollars.		Gallons.				Pounds.			Groce.	Pairs.	
AFRICA. Teneriffe and the other Canaries, -	3,290	927	-	-	-	100,670	-	2,840	227	-	-	9
Madeira, -	47	3,963	20,617	211	26	2,281	4,517	-	-	-	-	-
Cape de Verd Islands, -	212	26	-	597	-	493	-	722	-	-	1	-
ASIA. Turkey, Levant, &c. -	-	-	-	-	-	67,546	-	-	4,995	1,792	-	-
<b>Total,</b> -	<b>3,549</b>	<b>4,916</b>	<b>20,617</b>	<b>808</b>	<b>26</b>	<b>170,990</b>	<b>4,517</b>	<b>3,562</b>	<b>5,222</b>	<b>1,792</b>	<b>1</b>	<b>9</b>

IMPORTATIONS IN FOREIGN VESSELS FROM THE WEST INDIES, AMERICAN COLONIES, &c.

FROM	VALUE OF GOODS PAYING DUTIES AD VALOREM.			ARTICLES PAYING SPECIFIC DUTIES.									
	At 31 6¼-10ths per cent.	At 37 4-10ths per cent.	At 48 95-100ths per cent.	WINES.			SPIRITS.		Molasses.	TEAS.		Coffee.	Cocoa.
				All other Madeira.	Sherry and St. Lucar.	All other.	Foreign, distilled from other materials than grain.	Domestic, distilled from domestic produce.		Souchong, &c.	All other Green.		
	Dollars.			Gallons.					Pounds.				
Swedish West Indies, -	2,247	4,868	-	378	-	1,840	39,492	-	700,070	-	-	579,686	-
British West Indies, -	-	-	-	-	-	-	1,036	-	616	-	-	-	-
British American Colonies, -	2,182	-	-	-	-	-	-	-	-	-	-	-	-
French West Indies and American Colonies, -	3,693	1,093	-	-	-	-	3,273	-	70,994	-	-	855,978	45,722
Floridas, -	6,531	829	-	-	-	-	1,948	32	-	-	-	294	-
Honduras, Campeachy, &c. -	-	-	-	-	-	-	-	-	-	-	-	-	-
Spanish West Indies and American Colonies, -	58,629	12,206	130	-	10	7,611	85,068	-	2,045,483	-	-	5,510,158	-
Coast of Brazil and other American Colonies, -	3,665	157	-	-	-	-	-	-	3,607	34	21	16,707	-
Uncertain ports, places, &c. -	30,756	38,016	-	-	-	-	335	-	24,202	-	-	16,891	-
<b>Total,</b> -	<b>107,703</b>	<b>57,169</b>	<b>130</b>	<b>378</b>	<b>10</b>	<b>9,451</b>	<b>131,152</b>	<b>32</b>	<b>2,844,972</b>	<b>34</b>	<b>21</b>	<b>6,979,714</b>	<b>45,722</b>

IMPORTATIONS IN FOREIGN VESSELS FROM THE WEST INDIES, &c.—Continued.

FROM	ARTICLES PAYING SPECIFIC DUTIES.												
	Chocolate.	SUGAR.				Almonds.	FRUITS.			CANDLES.		SPICES.	
		Brown.	White.	Loaf.	Other refined and Lump.		Figs.	Raisins, in jars and boxes.	All other Raisins.	Wax or Spermaceti.	Tallow.	Nutmegs.	Cinnamon.
Pounds.													
Swedish West Indies, - - -	-	5,788,422	-	-	-	-	-	21	-	-	-	76	
British West Indies, - - -	-	-	-	-	-	-	-	-	-	-	-	-	
British American Colonies, - - -	-	-	-	-	-	-	-	-	-	-	-	-	
French West Indies and American Colonies, - - -	-	224,378	-	-	-	-	-	-	-	-	-	-	1,836
Floridas, - - -	-	26,659	-	-	-	-	-	-	-	-	-	-	
Honduras, Campeachy, &c. - - -	-	-	-	-	-	-	-	-	-	-	-	-	
Spanish West Indies and American Colonies, - - -	222	12,588,836	4,952,798	25	351	279	2,542	38,188	35,213	1,156	68,988	-	
Coast of Brazil and other American Colonies, - - -	-	548,339	127,702	-	-	-	-	-	-	-	5,922	-	
Uncertain ports, places, &c. - - -	-	213,045	-	-	-	-	-	-	-	-	298	-	
Total, - - -	222	19,389,679	5,080,500	25	351	279	2,542	38,209	35,213	1,156	75,208	76	1,836

FROM	ARTICLES PAYING SPECIFIC DUTIES.												
	SPICES.			Tobacco manufactured, other than Snuff and Cigars.	Indigo.	Cotton.	Gun Powder.	Starch.	Anchors and Sheet Iron.	Nails.	PAINTS.		
	Cloves.	Pepper.	Pimento.								Spanish Brown.	White and Red Lead.	
Pounds.													
Swedish West Indies, - - -	2,804	-	-	-	898	1,324	-	-	-	-	-	-	
British do. - - -	-	-	3,739	-	-	-	41	-	-	-	-	-	
British American Colonies, - - -	-	-	-	-	-	-	-	-	-	-	-	-	
French West Indies and American Colonies, - - -	7,030	-	-	-	-	-	450	795	-	-	-	-	
Floridas, - - -	-	-	-	-	8,811	-	-	-	-	-	-	-	
Honduras, Campeachy, &c. - - -	-	-	-	-	2,419	-	-	-	-	-	-	-	
Spanish West Indies and American Colonies, - - -	-	-	20,556	5,225	21,637	1,309	106	3,073	-	-	12,093	1,092	
Coast of Brazil and other American Colonies, - - -	-	48,991	-	-	-	-	-	-	-	-	-	-	
Uncertain ports, places, &c. - - -	-	-	-	-	-	-	193,757	-	2,254	106	-	-	
Total, - - -	9,834	48,991	24,295	5,225	33,765	2,633	194,354	3,868	2,254	106	12,093	1,092	



IMPORTATIONS IN FOREIGN VESSELS FROM THE WEST INDIES, &c.—Continued.

128

FROM	ARTICLES PAYING SPECIFIC DUTIES.											
	Lead and manufactures of Lead.	Untarred Cordage.	Cables.	Steel.	Twine and Packthread.	Coal.	All other pickled Fish.	GLASS.		Cigars.	Boots.	All other Shoes and Slippers for Men and Women.
								Black Quart Bottles.	Window, all above 10 by 12.			
	Pounds.			Cwt.		Bushels.	Barrels.	Groce.	100 square feet.	M.	Pairs.	
Swedish West Indies, - - -	610	-	-	57	-	-	-	6	-	1	-	-
British West Indies, - - -	-	-	-	-	-	-	-	-	-	100	-	-
British American Colonies, - - -	-	-	-	-	-	-	-	-	-	162	-	-
French West Indies and American Colonies, - - -	-	-	-	-	-	-	-	-	-	-	-	-
Floridas, - - -	-	-	-	-	-	-	-	-	-	-	-	-
Honduras, Campeachy, &c. - - -	-	-	-	-	-	-	-	-	-	-	-	-
Spanish West Indies and American Colonies, - - -	-	986	-	-	-	-	2	-	-	3,939	-	-
Coast of Brazil and other American Colonies, - - -	-	-	-	-	-	-	-	-	-	-	-	-
Uncertain ports, places, &c. - - -	2,600	727	135,394	-	1	90	-	-	1	-	2	2
Total, - - -	3,210	1,713	135,394	57	1	90	2	6	1	4,192	2	2

General Aggregate of Importations from each nation and its dependencies, in American and foreign Vessels, commencing on the 1st day of October, 1812, and ending on the 30th September, 1813.

FROM	GOODS PAYING DUTIES AD VALOREM.			ARTICLES PAYING SPECIFIC DUTIES.													
	At 27½ per cent.	At 32½ per cent.	At 42½ per cent.	WINES.					SPIRITS, DISTILLED.			Molasses.	Beer, Ale, and Porter.	TEAS.			
				Malmsey Madeira and London particular.	All other Madeira.	Burgundy, Champaign, &c.	Sherry and St. Lucar.	All other.	Foreign, from Grain.	Foreign, from other materials.	Domestic, from domestic produce.			Bohea.	Souchong, &c.		
	Dollars.			Gallons.											Pounds.		
Russia, - - -	27,755	1,030	139	-	-	-	-	-	-	-	-	-	-	-	-	-	-
Sweden and dependencies, - - -	229,132	19,147	317	-	378	-	-	-	1,840	-	139,016	-	837,792	-	-	-	-
Denmark and do. - - -	3,156	12,753	-	-	-	-	-	-	12	-	-	-	-	-	-	-	-
Holland and do. - - -	8	89	-	-	-	-	-	-	-	-	-	-	-	-	-	-	-
Great Britain and do. - - -	9,750,746	2,745,576	74,798	1,581	55	-	-	-	12,088	-	27,858	-	2,798	26,833	-	-	4
France and do. - - -	1,945,807	453,312	4,848	-	-	1,587	-	-	198,031	-	631,781	-	79,924	190	-	-	-
Spain and do. - - -	271,989	48,732	150	8	-	-	-	74,728	237,873	2	104,021	166	2,220,185	15	-	-	395
Portugal and do. - - -	289,652	43,848	301	20,784	1,071	-	-	4,615	49,712	-	-	-	4,614	7	-	-	34
Italy and Malta, - - -	-	32	-	-	-	-	-	-	-	-	-	-	-	-	-	-	-
Turkey, Levant, &c. - - -	-	-	-	-	-	-	-	-	67,546	-	-	-	-	-	-	-	-
China, - - -	478,495	88,181	-	100	-	-	-	17	-	-	-	-	-	-	32,078	-	151,764
All other countries, - - -	793,082	222,222	3,892	303	2,286	-	-	31	128,043	1,226	169,622	-	54,048	9,536	-	-	1,000
Total, - - -	13,789,822	3,634,922	84,445	22,776	3,790	1,587	79,391	695,145	1,228	1,072,298	166	3,199,361	36,581	32,078	153,197	-	-

1815.]

IMPORTS FOR THE YEAR 1813.

1013

AGGREGATE OF IMPORTATIONS—Continued.

FROM	ARTICLES PAYING SPECIFIC DUTIES.													
	TEAS.		Coffee.	Cocoa.	Chocolate.	SUGAR.					Almonds.	FRUITS.		
	Hyson, &c.	Other Green.				Brown.	White.	Candy.	Loaf.	Other refined and Lump.		Currants.	Prunes and Plums.	Figs.
Pounds.														
Russia, - - - - -	-	-	690,515	50	2	6,845,296	-	-	-	-	-	-	-	-
Sweden and dependencies, - - - - -	-	-	-	-	-	-	-	-	-	-	-	-	-	-
Denmark and do. - - - - -	-	-	-	-	-	-	-	-	-	-	-	-	-	-
Holland and do. - - - - -	-	1,322	253,121	-	-	632,070	-	-	-	-	990	-	-	-
Great Britain and do. - - - - -	-	-	2,633,665	134,981	-	1,036,317	-	-	-	-	83,999	-	80,089	10
France and do. - - - - -	-	-	6,762,443	28,548	475	14,051,650	5,315,297	-	90	351	66,539	588	-	38,446
Spain and do. - - - - -	-	-	-	-	-	-	-	-	-	-	-	-	-	-
Portugal and do. - - - - -	-	28	21,875	29,566	10	1,785,124	247,361	-	-	-	46,834	-	374	46,198
Italy and Malta, - - - - -	-	-	-	-	-	-	-	-	-	-	-	-	-	-
Turkey, Levant, &c. - - - - -	-	-	-	-	-	-	-	-	-	-	-	-	-	-
China, - - - - -	181,449	463,265	170	-	-	68,325	216	473	-	-	-	-	-	-
All other countries, - - - - -	252	135	1,354,228	447,725	107	3,310,894	102,238	-	1,336	-	91,417	39,804	61	-
Total, - - - - -	181,701	464,750	11,716,017	640,870	594	27,729,676	5,665,112	473	1,426	351	289,779	40,392	80,524	84,654

FROM	ARTICLES PAYING SPECIFIC DUTIES.													
	FRUITS.		CANDLES.		Cheese.	Soap.	Tallow.	SPICES.					Tobacco manufactured, other than Snuff and Cigars.	
	Raisins, in jars & boxes.	All other.	Tallow.	Wax or Spermaceti.				Nutmegs.	Cinnamon.	Cloves.	Pepper.	Pimento.		Cassia.
Pounds.														
Russia, - - - - -	-	-	-	86	-	-	-	-	76	-	2,804	-	-	-
Sweden and dependencies, - - - - -	1,901	1,000	-	-	-	-	-	-	-	-	-	-	-	-
Denmark and do. - - - - -	-	-	-	-	-	-	-	-	-	-	-	-	-	-
Holland and do. - - - - -	-	-	-	-	4,813	758	-	-	-	-	-	53,681	3,739	842
Great Britain and do. - - - - -	-	-	-	-	693	-	-	-	-	1,836	53,413	-	-	181
France and do. - - - - -	526	-	-	-	2,330	2,521	136,265	-	-	-	-	1,353	30,122	-
Spain and do. - - - - -	840,922	650,498	15,157	1,881	-	-	19,033	102	-	-	-	59,290	6,842	5,225
Portugal and do. - - - - -	29,950	15,716	-	-	-	-	-	-	-	-	-	-	-	-
Italy and Malta, do. - - - - -	-	-	-	-	-	-	-	-	-	-	-	-	-	-
Turkey, Levant, &c. - - - - -	4,995	-	-	-	-	1,792	-	-	-	-	-	-	-	-
China, - - - - -	-	-	-	-	-	-	-	-	11	-	-	-	-	53,551
All other countries, - - - - -	9,380	31,600	14,219	-	14,228	20,198	277,298	-	-	-	471	2	-	2,356
Total, - - - - -	887,674	698,814	29,376	1,967	22,064	25,269	432,596	189	1,836	56,217	119,795	40,705	54,393	7,762

AGGREGATE OF IMPORTATIONS—Continued.

FROM	ARTICLES PAYING SPECIFIC DUTIES.														
	Snuff.	Indigo.	Cotton.	POWDER.		Starch.	Glue.	Pewter Plates and Dishes.	IRON.		Nails.	Spikes.	Quick-silver.	PAINTS.	
				Hair.	Gun.				Anchors and Sheet.	Slit and Hoop.				Ochre, Yel- low, in Oil.	Ochre, Dry Yellow.
Pounds.															
Russia, - - - - -	-	898	1,324	-	-	-	-	-	90,445	10,642	-	-	-	-	-
Sweden and dependencies, - - - - -	-	-	-	-	-	-	-	-	-	-	-	-	-	-	-
Denmark and do. - - - - -	-	-	-	-	-	-	-	-	-	-	-	-	-	-	-
Holland and do. - - - - -	-	-	-	-	-	-	-	-	-	-	-	-	-	-	-
Great Britain and do. - - - - -	76	200,570	38,391	-	300	-	30,380	1,396	342,062	347,804	518,765	84,092	-	336	2,474
France and do. - - - - -	-	-	12,476	60	450	795	-	-	-	-	-	-	-	-	-
Spain and do. - - - - -	-	49,820	37,910	-	324	5,632	227	-	-	-	-	-	2,744	-	-
Portugal and do. - - - - -	-	512	969	-	-	-	-	-	-	-	-	-	-	1,458	-
Italy and Malta, - - - - -	-	-	-	-	-	-	-	-	-	-	-	-	-	-	-
Turkey, Levant, &c. - - - - -	-	-	-	-	-	-	-	-	-	-	-	-	-	-	-
China, - - - - -	-	-	-	-	-	-	-	-	-	-	-	-	-	-	-
All other countries, - - - - -	423	1,963	1,696,224	50	196,333	336	1,052	-	26,052	123,319	173,620	20,191	-	-	360
Total, - - - - -	499	253,763	1,787,294	110	197,407	6,763	31,659	1,396	458,559	481,765	692,385	104,283	2,744	1,794	2,834

FROM	ARTICLES PAYING SPECIFIC DUTIES.											Fish, foreign caught and dried.		
	PAINTS.		Lead, and manufac- tures of Lead.	Seines.	CORDAGE.		Cables.	Steel.	Hemp.	Twine and Pack Thread.	Glauber Salts.		Coal.	
	Spanish Brown.	White and Red Lead.			Tarred.	Untarred.								
	Pounds.							Cwt.					Bushels.	Quintals.
Russia, - - - - -	-	-	-	-	23,043	-	7,990	-	294	-	-	-	-	-
Sweden and dependencies, - - - - -	-	-	610	-	-	-	-	1,463	-	-	-	-	-	-
Denmark and do. - - - - -	-	-	-	-	-	-	-	-	-	-	-	-	-	83
Holland and do. - - - - -	-	-	-	-	-	-	-	-	-	-	-	-	-	-
Great Britain and do. - - - - -	19,537	925,158	471,940	590	-	25,303	6,300	2,982	-	764	-	55,966	-	-
France and do. - - - - -	-	6,899	12	-	150	20	-	2,667	-	68	-	-	-	-
Spain and do. - - - - -	13,081	1,092	-	-	-	10,827	-	-	-	19	8	38	-	-
Portugal and do. - - - - -	-	32,476	13,992	-	106,916	-	-	-	-	-	-	1,056	-	-
Italy and Malta, - - - - -	-	-	-	-	-	-	-	-	-	-	-	-	-	-
Turkey, Levant, &c. - - - - -	-	-	-	-	-	-	-	-	-	-	-	-	-	-
China, - - - - -	-	25,723	3,000	-	-	-	-	-	-	-	-	-	-	-
All other countries, - - - - -	13,617	12,387	63,696	179	8,734	3,128	136,962	12	-	66	3	24,561	-	10,017
Total, - - - - -	46,235	1,003,735	553,250	769	138,843	39,278	151,252	7,124	294	917	11	81,621	-	10,100

1815.]

IMPORTS FOR THE YEAR 1813.

1015

AGGREGATE OF IMPORTATIONS—Continued.

FROM	ARTICLES PAYING SPECIFIC DUTIES.														
	FISH, PICKLED.			Black quart Bottles.	GLASS, WINDOW.			Cigars.	Lime.	Boots.	SHOES AND SLIPPERS.			CARDS.	
	Salmon.	Mackerel.	All other.		Not above 8 inches by 10.	Not above 10 inches by 12.	All above 10 inches by 12.				Silk.	All other for men and women.	All other for children.	Wool and Cotton.	Playing
	Barrels.			Groce.	100 Square Feet.			M.	Casks of 60 gallons.	Pairs.			Dozens.	Packs.	
Russia, -	-	-	-	8	75	75	42	1	-	15	-	20	15	84	-
Sweden and dependencies, -	-	-	-	-	458	278	-	-	-	-	-	-	-	-	-
Denmark and do. -	-	-	-	-	-	-	-	-	-	-	-	-	-	-	-
Holland and do. -	-	-	-	-	-	-	-	-	-	-	-	-	-	-	-
Great Britain and do. -	-	-	24	1,717	3,665	196	85	4	-	261	171	1,583	12	-	612
France and do. -	-	-	-	924	-	-	-	100	-	-	842	640	264	-	-
Spain and do. -	-	-	11	1	-	-	-	4,269	-	-	9	12	-	-	-
Portugal and do. -	-	-	-	17	-	-	-	-	-	-	7	-	-	-	-
Italy and Malta, -	-	-	-	-	-	-	-	-	-	-	-	-	-	-	-
Turkey, Levant, &c. -	-	-	-	1	-	-	-	-	-	-	-	-	-	-	-
China, -	-	-	-	-	-	-	-	-	-	-	4,300	102	-	-	-
All other countries, -	723	77	1,498	688	20	6	60	25	393	139	20	3,870	790	5	-
Total, -	723	77	1,533	3,356	4,218	555	187	4,399	393	415	5,349	6,227	1,081	89	612

TREASURY DEPARTMENT, Register's Office, January 6, 1815.

JOSEPH NOURSE, Register.

13th CONGRESS.]

No. 191.

[3d SESSION.

## TONNAGE FOR THE YEAR 1813.

COMMUNICATED TO THE HOUSE OF REPRESENTATIVES, JANUARY 20, 1815.

TREASURY DEPARTMENT, *January 19, 1815.*

Sir:

I have the honor to transmit the annual statement of the district tonnage of the United States, on the 31st December, 1813; together with an explanatory letter of the Register of the Treasury.

I have the honor to be, very respectfully, sir, your obedient servant,

A. J. DALLAS.

The Honorable the SPEAKER of the *House of Representatives.*

TREASURY DEPARTMENT, *Register's Office, January 17, 1815.*

Sir:

I have the honor to transmit the annual statement, to 31st of December, 1813, of the district tonnage of the United States.

	Tons. 95ths.
The registered tonnage, as corrected at this office, for the year 1813, is stated at	674,853.44
The enrolled and licensed tonnage, which hath not yet been corrected, is stated, from the quarter yearly accounts as rendered by the collectors, at*	471,108.79
The fishing vessels, at	20,666.28
Amounting to	<u>1,166,628.56</u>

The tonnage on which duties were collected during the same year, amounted as follows:

Registered tonnage, paying duty on each voyage,	233,966.07
Enrolled and licensed tonnage employed in the coasting trade, paying an annual duty,*	252,439.65
Fishing vessels, the same,	18,522.81
	<u>504,928.58</u>

NOTE. Duties were also paid on tonnage owned by citizens of the United States, engaged in foreign trade, not registered,

Ditto coasting trade,	3,534.87
	176.10
	<u>3,711.02</u>
Total amount of tonnage on which duties were collected,	<u>508,639.60</u>

The registered tonnage being corrected for the year 1813, according to the mode prescribed for the government of the collectors of the several districts, as stated in the communication made to Congress the 27th February, 1802, and in conformity with the intimation contained in the Register's letter of the 7th December, 1811, may be considered nearly the true amount of that description of tonnage,

The enrolled and licensed tonnage is stated at the amount upon which the annual duty was collected in 1812, on that description of tonnage, as being nearer the probable amount than the amount above stated from the collectors' returns, to 31st December, 1813, or of the dutied enrolled and licensed tonnage to that period, of only 252,439.65 tons,	674,853.44
Fishing vessels is stated as above,	338,196.19
	18,522.81
Amounting to	<u>1,031,572.49</u>

Of the registered tonnage, amounting, as before stated, to 674,853.44 tons, it has been ascertained that there were engaged in the whale fishery,

Enrolled and licensed, also in the whale fishery,	2,152.69
	788.74
Amounting to	<u>2,941.48</u>

It appears by the collectors' abstracts, that 31,153.40 tons new vessels were built during the year 1813; of which 18,482.46 tons were registered, and 12,670.89 tons were enrolled.

I have the honor to be, sir, your most obedient humble servant,

JOSEPH NOURSE, *Register.*HON. ALEXANDER J. DALLAS, *Secretary of the Treasury.*

\* Should it be deemed essential to correct the enrolled tonnage, it is recommended that provision be made by law for calling in all the old and issuing new enrolments.

Abstract of the Tonnage of the Shipping of the several Districts of the United States, on the last day of December, 1814.

DISTRICTS.	Registered.		Enrolled and Licensed.		Licensed under 20 tons.		Aggregate Tonnage of each District.	Proportions of the Enrolled and Licensed Tonnage employed in the		
	Permanent.	Temporary.	Permanent.	Temporary.	Coasting Trade.	Cod Fishery.		Coasting Trade.	Whale Fishery.	Cod Fishery.
	Tons. 95ths.	Tons. 95ths.	Tons. 95ths.	Tons. 95ths.	Tons. 95ths.	Tons. 95ths.		Tons. 95ths.	Tons. 95ths.	Tons. 95ths.
Portsmouth, <i>New Hampshire</i> ,	17,314.71	315.57	3,824.52	351.28	221.40	283.54	22,311.17	3,733.57	-	442.23
Newburyport, <i>Massachusetts</i> ,	13,571.50	1,017.22	6,785.60	-	184.79	147.32	21,706.53	6,055.49	-	730.11
Gloucester,	1,912.04	369.33	3,864.14	136.86	289.31	2,461.82	9,033.60	3,068.63	-	932.37
Salem,	17,956.25	3,347.78	8,861.60	233.25	113.88	151.21	30,664.12	8,940.74	-	154.11
Ipswich,	-	1,076.92	1,076.92	100.19	76.84	117.80	1,371.85	1,177.16	-	-
Marblehead,	3,571.54	757.00	11,273.85	193.33	-	188.85	15,984.67	10,517.57	-	949.61
Boston,	66,344.67	13,784.83	21,027.25	3,191.19	808.36	942.44	106,098.84	22,186.23	-	2,032.21
Plymouth,	8,317.15	180.42	9,441.67	-	78.34	198.62	18,216.30	9,441.67	-	-
Barnstable,*	968.40	562.30	14,119.36	-	377.84	266.59	16,294.59	9,521.54	-	4,597.77
Nantucket,	7,689.14	39.00	4,661.73	179.48	398.02	-	12,967.42	3,612.64	788.74	439.78
Edgartown,	-	418.61	395.57	32.66	95.46	-	942.40	399.32	-	28.91
New Bedford,	12,089.64	1,638.33	8,000.39	-	146.70	10.60	21,885.76	8,000.39	-	-
Dighton,	1,613.25	311.47	2,909.19	-	34.26	-	4,868.22	2,909.19	-	-
York,	358.80	185.45	520.36	-	-	-	1,064.66	520.36	-	-
Kennebunk,	7,098.55	722.79	863.48	-	18.66	119.15	8,822.73	808.33	-	55.15
Saco,	3,548.63	-	1,589.82	-	10.72	53.32	5,202.59	1,567.06	-	22.76
Portland,	19,709.08	4,547.21	8,764.87	126.01	735.53	783.22	34,666.02	8,720.27	-	170.61
Bath,	15,722.93	517.04	4,702.14	-	239.84	272.93	21,455.03	4,702.14	-	-
Wiscasset,	12,048.92	1,429.66	3,435.03	-	82.12	669.23	17,665.06	3,435.03	-	-
Waldoborough,	2,916.45	762.05	11,270.86	-	253.58	861.55	16,064.59	11,138.67	-	132.19
Penobscot,	5,300.13	2,857.00	9,345.60	-	643.68	538.64	18,685.15	9,345.60	-	-
Frenchman's Bay,†	392.81	399.76	4,295.21	-	441.52	133.85	5,663.30	4,038.59	-	256.57
Machias,	154.42	537.30	1,194.34	-	90.37	81.50	2,058.03	1,106.92	-	87.37
Passamaquoddy,	481.73	1,497.80	1,029.58	483.45	216.32	-	3,709.03	1,513.08	-	-
Vermont,	-	-	-	-	-	-	-	-	-	-
Newport, <i>Rhode Island</i> ,	7,338.74	3,369.36	3,708.67	-	306.67	-	14,723.54	3,652.32	-	56.35
Bristol,	3,274.59	-	1,216.20	45.70	36.72	-	4,573.31	1,261.90	-	-
Providence,	6,818.11	2,397.83	4,731.72	-	117.54	-	14,065.30	4,731.72	-	-
New London, <i>Connecticut</i> ,	4,872.13	1,668.26	5,905.41	479.63	411.01	275.13	13,611.62	6,385.09	-	-
Middletown,	12,063.00	-	6,912.66	-	792.63	-	19,768.34	6,912.66	-	-
New Haven,	5,215.61	304.30	4,329.51	257.30	286.36	-	10,393.18	4,586.81	-	-
Fairfield,	117.60	-	5,833.51	-	171.82	-	6,123.03	5,833.51	-	-
Lake Champlain, <i>New York</i> ,	208.59	-	-	-	-	-	208.59	-	-	-
Hudson,	569.19	-	2,371.75	-	136.37	-	3,077.36	2,371.75	-	-
New York,	133,098.62	13,414.49	85,543.88	-	4,469.22	-	236,526.31	85,543.88	-	-
Sagg Harbor,	740.55	67.00	2,702.08	-	178.41	64.27	3,752.36	2,535.17	-	166.86

ABSTRACT—Continued.

DISTRICTS.	Registered.		Enrolled and Licensed.		Licensed under 20 tons.		Aggregate Tonnage of each District.	Proportions of the Enrolled and Licensed Tonnage employed in the		
	Permanent.	Temporary.	Permanent.	Temporary.	Coasting Trade.	Cod Fishery.		Coasting Trade.	Whale Fishery.	Cod Fishery.
	Tons. 95ths.	Tons. 95ths.	Tons. 95ths.	Tons. 95ths.	Tons. 95ths.	Tons. 95ths.		Tons. 95ths.	Tons. 95ths.	Tons. 95ths.
Perth Amboy, <i>New Jersey</i> , - - - - -	1,445.44	12,029.32	6,517.82	127.73	610.69	-	20,731.15	6,645.60	-	-
Little Egg Harbor, - - - - -	-	-	1,832.07	-	18.92	-	1,851.04	1,832.07	-	-
Burlington, † - - - - -	-	-	1,337.51	26.22	228.92	-	1,592.70	1,363.73	-	-
Bridgetown, - - - - -	133.69	-	11,936.63	168.32	1,684.25	-	13,922.94	12,105.00	-	-
Great Egg Harbor, - - - - -	-	140.74	681.74	-	43.87	-	866.45	681.74	-	-
Philadelphia, <i>Pennsylvania</i> , - - - - -	60,748.58	3,788.20	16,884.37	1,187.05	2,171.39	-	84,779.64	18,071.42	-	-
Presque Isle, - - - - -	-	-	-	-	-	-	-	-	-	-
Wilmington, <i>Delaware</i> , - - - - -	296.29	23.83	7,263.46	79.10	661.44	-	8,324.22	7,342.56	-	-
Baltimore, <i>Maryland</i> , - - - - -	56,679.47	6,664.58	14,045.34	-	2,420.00	-	79,809.44	14,045.34	-	-
Chester, - - - - -	-	-	1,666.81	-	88.07	-	1,754.88	1,666.81	-	-
Oxford, - - - - -	-	-	11,606.52	-	1,699.23	-	13,305.75	11,606.52	-	-
Vienna, - - - - -	912.70	57.06	12,940.22	-	2,011.93	-	15,922.01	12,940.22	-	-
Havre de Grace, - - - - -	-	-	1,504.57	-	160.67	-	1,665.29	1,504.57	-	-
Snow Hill, - - - - -	432.07	34.69	4,838.71	633.31	695.74	-	6,634.62	5,472.07	-	-
Annapolis, - - - - -	-	-	1,960.37	-	440.60	-	2,401.02	1,960.37	-	-
Nottingham, - - - - -	-	-	1,456.61	-	32.58	-	1,489.24	1,456.61	-	-
St. Mary's, § - - - - -	-	-	2,087.42	-	299.31	-	2,386.73	2,087.42	-	-
Georgetown, <i>Columbia</i> , - - - - -	1,797.16	137.83	3,208.03	96.27	536.93	-	5,776.32	3,304.30	-	-
Alexandria, - - - - -	4,829.50	1,633.00	4,091.31	-	1,076.53	-	11,630.39	4,091.31	-	-
Hampton, <i>Virginia</i> , - - - - -	-	27.15	627.43	-	230.01	-	884.59	627.43	-	-
Norfolk, - - - - -	11,268.00	6,392.80	8,046.17	2,494.72	1,693.23	-	29,895.02	10,540.89	-	-
Petersburgh, - - - - -	1,461.49	-	3,143.77	434.13	528.29	-	5,567.73	3,577.90	-	-
Richmond, - - - - -	1,914.61	2,051.39	4,058.37	968.50	93.70	-	9,086.67	5,026.87	-	-
York Town, - - - - -	-	-	3,631.93	-	323.25	-	3,955.93	3,631.93	-	-
East River, - - - - -	388.55	217.59	1,083.11	-	159.49	-	1,848.79	1,083.11	-	-
Tappahannock, - - - - -	337.31	360.90	5,035.61	562.61	737.89	-	7,034.47	5,598.27	-	-
Yeocomico, - - - - -	-	-	1,519.89	-	480.38	-	2,000.32	1,519.89	-	-
Dumfries, - - - - -	-	102.39	1,235.16	-	396.84	-	1,734.44	1,235.16	-	-
Folly Landing, - - - - -	1,230.55	-	1,439.35	-	1,162.36	-	3,832.31	1,439.35	-	-
Cherrystone, - - - - -	94.70	-	789.55	-	495.16	-	1,379.46	789.55	-	-
South Quay, - - - - -	90.90	-	74.93	-	56.17	-	222.10	74.93	-	-
Kentucky, - - - - -	-	-	-	-	-	-	-	-	-	-
Wilmington, <i>North Carolina</i> , - - - - -	3,292.37	1,784.01	473.45	176.92	229.63	-	5,956.48	650.42	-	-
Newbern, - - - - -	2,147.38	285.32	2,008.48	-	292.69	-	4,732.92	2,008.48	-	-
Washington, - - - - -	854.63	636.82	1,362.17	324.01	521.47	-	3,699.20	1,686.18	-	-
Edenton, - - - - -	763.71	225.44	3,888.85	51.57	900.24	-	5,829.91	3,940.47	-	-

ABSTRACT—Continued.

DISTRICTS.	Registered.		Enrolled and Licensed.		Licensed under 20 tons.		Aggregate Tonnage of each District.	Proportions of the Enrolled and Licensed Tonnage employed in the		
	Permanent.	Temporary.	Permanent.	Temporary.	Coasting Trade.	Cod Fishery.		Coasting Trade.	Whale Fishery.	Cod Fishery.
	Tons. 95ths.	Tons. 95ths.	Tons. 95ths.	Tons. 95ths.	Tons. 95ths.	Tons. 95ths.		Tons. 95ths.	Tons. 95ths.	Tons. 95ths.
Camden, - - - - -	1,502.53	2,048.22	2,058.94	106.36	712.70	-	6,428.85	2,165.35	-	-
Beaufort, - - - - -	132.70	159.60	391.15	108.15	249.25	-	1,040.90	499.30	-	-
Georgetown, <i>South Carolina</i> , - - - - -	-	-	213.20	-	-	-	213.20	213.20	-	-
Charleston, - - - - -	11,545.12	5,931.10	9,714.10	2,113.31	175.46	-	29,479.14	11,827.41	-	-
Beaufort, - - - - -	-	-	379.53	-	-	-	379.53	379.53	-	-
Savannah, <i>Georgia</i> , - - - - -	1,787.61	4,607.02	813.89	-	57.51	-	7,266.13	813.89	-	-
Sunbury, - - - - -	-	-	-	-	-	-	-	-	-	-
Brunswick, - - - - -	478.01	-	383.09	101.69	42.41	-	1,005.25	484.78	-	-
St. Mary's, - - - - -	116.00	1,245.50	494.80	746.19	-	-	2,602.54	1,241.04	-	-
Hardwick, - - - - -	-	-	-	-	-	-	-	-	-	-
Mobile, - - - - -	85.11	-	-	-	14.54	-	99.65	-	-	-
Natchez, - - - - -	-	-	-	-	-	-	-	-	-	-
Mississippi, - - - - -	3,313.80	2,395.06	2,008.12	502.51	739.59	-	8,959.18	2,510.63	-	-
Plymouth, <i>North Carolina</i> , - - - - -	590.42	62.14	509.32	76.49	30.22	-	1,268.64	585.81	-	-
Ocracock, - - - - -	-	322.06	798.49	-	-	-	1,120.55	798.49	-	-
Oswego, - - - - -	-	-	-	-	34.13	-	34.13	-	-	-
Total, - - - - -	564,069.37	110,784.07	498,552.83	16,896.19	37,703.87	8,622.13	1,166,628.56	433,404.87	788.74	11,255.36

\*4th quarter, 1813.

†4th quarter, 1813.

‡No returns made since 1808.

§4th quarter, 1812.

¶4th quarter, 1812.

TREASURY DEPARTMENT, *Registers' Office, January 17, 1815.*

JOSEPH NOURSE, *Register.*



*Recapitulation of the Tonnage of the United States for the year 1813.*

	Tons. 95ths.	Tons. 95ths.	Tons. 95ths.
The aggregate amount of the tonnage of the United States, on the 31st December, 1813, is stated at	-	-	1,166,628.56
Whereof: Permanent registered tonnage,	564,069.37		
Temporary do. do.	110,784.07		
Total registered tonnage,	-	674,853.44	
Permanent enrolled and licensed tonnage,	428,552.83		
Temporary do. do. do.	16,896.19		
Total enrolled and licensed tonnage,	-	(a)445,449.07	
Licensed vessels under twenty tons, viz:			
Employed in the coasting trade,	37,703.87		
Ditto in the cod fishery,	8,622.13		
Total licensed tonnage under twenty tons	-	46,326.05	
As above,	-	-	1,166,628.56
(a) Of the enrolled and licensed tonnage there was employed in the coasting trade,	433,404.87		
Do. do. do. in the whale fishery,	788.74		
Do. do. do. in the cod fishery,	11,255.36		
As above,	-	445,449.07	

TREASURY DEPARTMENT, *Register's Office, January 17, 1815.*

JOSEPH NOURSE, *Register.*

13th CONGRESS.]

No. 192.

[3d SESSION.

EXPORTS FOR THE YEAR ENDING SEPTEMBER 30, 1814.

COMMUNICATED TO THE HOUSE OF REPRESENTATIVES, FEBRUARY 9, 1815.

TREASURY DEPARTMENT, *February 8, 1815.*

SIR:

I have the honor to transmit a statement of the exports of the United States, during the year ending on the 30th day of September, 1814, amounting, in articles of domestic produce and manufacture, to \$6,782,272  
Foreign produce or manufacture, 145,169

\$6,927,441

*Which articles appear to have been exported to the following countries, viz:*

	Domestic.	Foreign.
To the dominions of Spain,	\$4,317,316	\$57,256
Portugal,	579,232	12,437
France,	451,661	42,965
Sweden,	1,353,880	3,259
All others, -	80,183	29,252
	<u>\$6,782,272</u>	<u>\$145,169</u>

I have the honor to be, very respectfully, sir, your most obedient servant,

A. J. DALLAS.

The Honorable the SPEAKER of the House of Representatives.

Statement of Exports, the produce and manufacture of the United States, commencing the 1st of October, 1813, and ending the 30th of September, 1814.

SPECIES OF MERCHANDISE.	Quantity or Value.	SPECIES OF MERCHANDISE.	Quantity or Value.
Fish, dried or smoked, - - quintals,	31,310	Meal, Rye, - - - barrels,	2,716
Pickled, - - - barrels,	8,436	Indian, - - - do.	26,438
Ditto, - - - kegs,	87	Biscuit or Ship Bread, - - do.	14,044
Oil, Whale and other Fish, - gallons,	837	Biscuit or Ship Bread, - - kegs,	1,717
Spermaceti Candles, - - pounds,	21,154	Rice, - - - tierces,	11,476
Wood, Staves, and Heading, - M.	2,671	Cotton, Sea Island, - - - pounds,	2,520,338
Shingles, - - - do.	4,196	other, - - - do.	15,208,669
Hoops and Poles, - - - do.	1,034	Tobacco, - - - hhd.	3,125
Boards and Plank, - - - do.	11,646	Flaxseed, - - - bushels,	14,800
Hewn Timber, - - - tons,	127	Wax, - - - pounds,	22,757
Lumber of all kinds, - - dollars,	2,673	Household Furniture, - - - dollars,	2,526
Masts and Spars, - - - do.	435	Hats, - - - do.	132
Oak Bark and other Dye, - - do.	3,270	Beer, Porter, and Cider, in casks, gallons,	3,504
All manufactures of - - - do.	49,462	bottled, dozens,	30
Naval Stores, Tar, - - - barrels,	5,222	Boots, - - - pairs,	51
Pitch, - - - do.	511	Shoes, Leather, - - - do.	6,453
Rosin, - - - do.	465	Candles, Tallow, - - - pounds,	308,895
Turpentine, - - - do.	3,507	Wax, - - - do.	198
Ashes, Pot, - - - tons,	1,225	Soap, - - - do.	552,406
Pearl, - - - do.	227	Tobacco, manufactured, - - do.	79,377
Skins and Furs, - - - dollars,	22,177	Leather, - - - do.	1,560
Ginseng, - - - pounds,	58,720	Lead, - - - do.	43,600
Beef, - - - barrels,	20,297	Maple Sugar, - - - do.	756
Pork, - - - do.	4,040	Bricks, - - - M.	47
Hams and Bacon, - - - pounds,	138,556	Spirits from grain, - - - gallons,	8,132
Tallow, - - - do.	2,360	Linseed Oil, - - - do.	1,925
Butter, - - - do.	185,100	Spirits of Turpentine, - - - do.	404
Cheese, - - - do.	184,827	Cables and Cordage, - - - cwt.	344
Lard, - - - do.	513,928	Cards, Wool and Cotton, - - - number,	3,312
Hides, - - - No. of	68	Iron, Nails, - - - pounds,	42,763
Horned Cattle, - - - do.	227	Castings, - - - dollars,	19
Horses, - - - do.	8	All manufactures of iron, or iron and steel, - - - do.	6,581
Sheep, - - - do.	1,669	Spirits from molasses, - - - gallons,	1,866
Hogs, - - - do.	160	Gunpowder, - - - pounds,	20,770
Poultry, - - - dozens,	211	Medicinal drugs, - - - dollars,	83
Indian Corn, - - - bushels,	61,284	Merchandise, and all articles not enumerated, manufactured, do.	28,446
Oats, - - - do.	6,046	Raw produce, do.	136,430
Barley, - - - do.	2,300		
Beans, - - - do.	1,416	Total value of the foregoing statement,	Dollars, 6,782,272
Peas, - - - do.	2,211		
Potatoes, - - - do.	42,156		
Apples, - - - barrels,	2,150		
Flour, - - - do.	193,274		

Statement of Exports, the produce and manufacture of foreign countries, commencing the 1st day of October, 1813, and ending the 30th day of September, 1814.

SPECIES OF MERCHANDISE.	Quantity or Value.		
	Entitled to Drawback.	Not entitled to Drawback.	Total.
Value of goods free of duty, - - - dollars,	-	953	953
at 15 per cent. - - - do.	-	4,564	4,564
at 27½ do. - - - do.	10,184	14,063	24,247
at 32½ do. - - - do.	370	11,275	11,645
Wines, Malmsey Madeira and London particular, - - - gallons,	103	2	105
Claret, &c. in bottles or cases, - - - do.	1,907	240	2,147
All other, - - - do.	15,394	130	15,524
Spirits from other materials, - - - do.	5,598	198	5,796
Coffee, - - - pounds,	220,594	5	220,599
Cocoa, - - - do.	27,386	-	27,386
Sugar, Brown, - - - do.	362	-	362
White, clayed, or powdered, - - - do.	400	-	400
Almonds, - - - do.	1,384	-	1,384
Raisins, Muscadell, - - - do.	-	2,500	2,500
Soap, - - - do.	8,649	262	8,911
Indigo, - - - do.	3,010	-	3,010
Cotton, - - - do.	77,472	-	77,472
Iron, Slit and Hoop, - - - do.	-	17,177	17,177
Nails, - - - do.	-	1,982	68,073
Lead, and manufactures of Lead, - - - do.	66,091	10,080	10,080
Steel, - - - cwt.	87	-	87
Glass, Black quart Bottles, - - - groce,	19	-	19
Window, not above 10 inches by 12, - - - 100 sq. ft.	-	33	33
Cigars, - - - M.	71	-	71
Shoes, Kid, Morocco, &c. - - - pairs,	572	-	572
Total value of the foregoing statement, - - - Dollars,	109,276	35,893	145,169

*A Summary of the value and destination of the Exports of the United States, agreeably to the preceding statement.*

WHITHER EXPORTED.	Domestic produce.	Foreign produce.	Total value to the dominions of each Power.
Russia, - - - - -	460	-	460
Sweden, - - - - -	107,670	-	
Swedish West Indies, - - - - -	1,246,202	3,259	1,357,139
Holland, - - - - -	12,159	15,422	27,581
England, Man, and Berwick, - - - - -	660	-	
British American Colonies, - - - - -	10,050	-	10,710
French European ports on the Atlantic, - - - - -	286,429	30,018	
French West Indies and American Colonies, - - - - -	165,232	12,947	494,626
Spanish European ports on the Atlantic, - - - - -	38,674	1,882	
Do. do. on the Mediterranean, - - - - -	19,076	-	
Teneriffe and the other Canaries, - - - - -	46,319	5,370	
Floridas, - - - - -	2,230,859	1,596	
Honduras, Campeachy, and Musquito Shore, - - - - -	10,502	-	
Spanish West Indies and American Colonies, - - - - -	1,971,886	48,408	4,374,572
Portugal, - - - - -	396,548	540	
Madeira, - - - - -	32,540	-	
Fayal and the other Azores, - - - - -	69,945	-	
Cape de Verd Islands, - - - - -	6,090	-	
Coast of Brazil and other American Colonies, - - - - -	74,109	11,897	591,669
China, - - - - -	54,331	6,897	61,228
West Indies, generally, - - - - -	2,523	6,933	9,456
Total, - - - Dollars,	-	-	6,927,441

*A Summary of the value of Exports from each State.*

	Domestic.	Foreign.	Total.
New Hampshire, - - - - -	37,118	269	37,387
Massachusetts, - - - - -	1,078,077	55,722	1,133,799
Rhode Island, - - - - -	446,080	26,354	472,434
Connecticut, - - - - -	1,042,776	360	1,043,136
New York, - - - - -	197,987	11,683	209,670
Delaware, - - - - -	14,914	-	14,914
Maryland, - - - - -	238,235	10,199	248,434
*District of Columbia, - - - - -	2,500	-	2,500
Virginia, - - - - -	17,581	-	17,581
North Carolina, - - - - -	362,446	-	362,446
South Carolina, - - - - -	736,471	1,428	737,899
Georgia, - - - - -	2,147,449	35,672	2,183,121
Louisiana, - - - - -	383,709	3,482	387,191
Mississippi Territory, - - - - -	76,929	-	76,929
Total, - - - Dollars,	6,782,272	145,169	6,927,441

\*Alexandria.

*A Summary Statement of the value of the Exports of the growth, produce, and manufacture, of the United States, during the year ending the 30th day of September, 1814.*

THE SEA—\$188,000.			
1. Fisheries.			
Dried fish, or cod fishery, - - - - -	-	128,000	
Pickled fish, or river fishery, herring, shad, salmon, mackerel, - - - - -	-	50,000	
Whale, common oil, - - - - -	1,000	-	
Spermaceti candles, - - - - -	9,000	-	
		10,000	188,000
THE FOREST—\$570,000.			
2. Skins and furs, - - - - -	-	22,000	
3. Ginseng, - - - - -	-	39,000	

## STATEMENT—Continued.

4. <i>Product of Wool.</i>				
Lumber, (boards, staves, shingles, hoops and poles, hewn timber, masts,)		258,000		
Oak bark and other dyes,		3,000		
Naval stores, (tar, pitch, rosin, turpentine)		31,000		
Ashes, pot and pearl,		217,000		
			509,000	
AGRICULTURE—\$5,613,000.				570,000
5. <i>Product of Animals.</i>				
Beef, tallow, hides, live cattle,		241,000		
Butter and cheese,		59,000		
			300,000	
Pork, pickled, bacon, lard, live hogs		176,000		
Horses,		1,000		
Sheep,		5,000		
			182,000	
				482,000
6. <i>Vegetable Food.</i>				
Flour and Biscuit,			1,734,000	
Indian corn and meal,			170,000	
Rice,			230,000	
All other, (rye, oats, pulse, potatoes, apples,)			45,000	
				2,179,000
7. Tobacco,				232,000
8. Cotton,*				2,683,000
9. <i>All other Agricultural products.</i>				
Flaxseed,			31,000	
Maple Sugar,			100	
Wax,			5,000	
Poultry, &c.			900	
				37,000
MANUFACTURES—\$411,000.				
10. Domestic materials.				
Soap and tallow candles,		122,000		
Leather, boots, shoes,		9,000		
Hats,		200		
Grain, spirits, beer,		8,000		
Wood, including furniture,		53,000		
Cordage,		7,000		
Iron,		12,000		
Various items, wax, candles, tobacco, lead, linseed oil, spirits of turpentine,		22,000		
			203,000	
Foreign materials.				
Spirits, of molasses,		2,000		
Gunpowder,		11,000		
Medicinal drugs,		100		
			13,100	
				246,300
UNCERTAIN.				
11. Articles not distinguished in returns.				
Manufactured,			28,300	
Raw produce,			136,400	
				164,700
Total, Dollars,				\$6,782,000

\* Sea Island cotton valued at twenty-eight cents per pound. Upland cotton valued at thirteen cents per pound.

A Statement of the Duties collected on the importation of articles which were afterwards re-exported, without being entitled to drawback.

SPECIES OF MERCHANDISE.	Amount of duty.		SPECIES OF MERCHANDISE.	Amount of duty.	
	Dollars.	Cts.		Dollars.	Cts.
Goods paying duty ad val. at 12½ per ct.	570	62	Raisins, Muscadel,	100	00
25 do.	3,515	75	Soap,	10	48
30 do.	3,382	50	Iron, slit and hoop,	343	54
Wines, Malmsey Madeira and London particular,	2	32	Nails,	79	28
Claret, &c. in bottles or cases,	168	00	Lead and manufactures of Lead,	201	60
All other,	59	80	Glass, Window, not above 10 inches by 12,	115	50
Spirits, from other materials,	126	72			
Coffee,	0	50	Total,	8,676	61